

# Blueskate Peterhead Trustees' Annual Report 2024

---

## 1. Introduction

This report provides an overview of the activities, achievements, and challenges of Blueskate Peterhead for the period 1 January 2024 – 31 December 2024. It outlines the charity's progress in meeting its objectives and future plans to further its mission of supporting the skateboarding community in Peterhead.

## 2. Fundraising Activity

During 2024, Blueskate Peterhead carried out several fundraising initiatives and community activities:

- Community fundraising: Raffles (e.g. Wheelie World raffle), stalls (Buchanhaven Harbour Blueskate Stall), and sale of hats, keyrings, and T-shirts.
- Online fundraising: Regular donations via JustGiving, PayPal, and SumUp, alongside website donations.
- Supporter contributions: Individual donations from community members (e.g. [REDACTED])

These activities not only raised funds but also maintained engagement with the community, keeping the project visible and supported.

## 3. Finances

Blueskate Peterhead's financial position in 2024:

- Total Income (receipts): £1,095.25
- Total Expenditure (payments): £2,453.03
- Net Movement: -£1,357.78 (deficit)
- Opening balance (1 Jan 2024): £8,246.75
- Closing balance (31 Dec 2024): £6,689.90

Income sources:

- Donations & fundraising (raffles, stalls, hats, T-shirts, etc.)
- Online donations (JustGiving, PayPal, SumUp)
- Supporters' contributions

#### Expenditure:







- Equipment & supplies: Merchandise & embroidery (Buchan Embroidery), Gazebo, clothing printing.
- Insurance: Zurich Charities.
- Admin/Services: Website hosting (Wix), PayPal fees, standing orders (AB Sports Council).
- General supplies: Purchases from ASDA, Amazon.

Reserves at year end stand at £6,689.90, which will be used to support operations, insurance, fundraising events, and development projects in 2025.

## 4. Structure, Governance, and Management

Blueskate Peterhead is governed by a board of trustees who meet regularly to oversee the strategic direction of the charity. Day-to-day activities are managed by volunteers with trustee oversight.

Trustees during 2024 were:

-  d 24 August 2024)
- 
- 
- 
- 
- 

## 5. Achievements and Performance

In 2024, Blueskate Peterhead achieved:

- Sustained fundraising activity despite challenging costs, through raffles, stalls, and online giving.
- Community engagement through local events and online promotion, encouraging young people to get involved.
- Continued visibility of Blueskate in the community, keeping skateboarding central in local youth and cultural development.
- Created our own dedicated website, which allowed us to sell merchandise to a wider audience and provided a central hub where the community can keep up with the charity's work and events.

## 6. Issues

Key challenges faced during 2024:

- Funding gap: Expenditure exceeded income by £1,357.78, mainly due to large one-off costs (embroidery, insurance, PayPal fees).
- Rising costs: Insurance, equipment, and supplies placed additional strain on funds.
- Volunteer capacity: Recruitment and retention continue to be a challenge.

## 7. Objectives and Activities for 2025

Looking ahead, Blueskate Peterhead plans to:


- Expand facilities: Secure funding for improvements and equipment.
- Increase fundraising: Develop online appeals, apply for new grants, and host more local events.
- Community outreach: Deliver programs targeting young people, beginners, and underrepresented groups.
- Volunteer development: Build a stronger volunteer base through recruitment and training.

## 8. Conclusion

The trustees of Blueskate Peterhead wish to thank all volunteers, donors, and supporters who contributed in 2024. Despite challenges, the charity continues to grow as a valued part of the Peterhead community. With continued effort and support, we are confident 2025 will bring renewed progress.

Approved by the Trustees on 27/08/2025

Signed



## Appendix: Receipts & Payments Account (1 Jan – 31 Dec 2024)

| Category   | Amount (£) |
|--|------------|
| Receipts   | £          |
| Donations & Fundraising (raffles, stalls, merch, etc.) | 1,095.25   |
| Total Receipts   | 1,095.25   |
| Payments   | £          |
| Equipment & Supplies (Embroidery, Gazebo, printing)    | 1,414.20   |
| Insurance (Zurich Charities)                           | 96.00      |
| Admin/Services (Wix, PayPal fees, AB Sports Council)   | 704.24     |
| General Supplies (ASDA, Amazon)                        | 38.47      |
| Total Payments   | 2,453.03   |
| Net Movement in Year                                   | -1,357.78  |
| Opening Balance (1 Jan 2024)                           | 8,246.75   |
| Closing Balance (31 Dec 2024)                          | 6,689.90   |

Blueskate Peterhead

SC049808



## Receipts and payments accounts

For the period  
from

Period start date

to

Period end date

01 January 2024

## Section A Statement of receipts and payments

|   | Unrestricted funds | Restricted funds | Expendable endowment funds | Permanent endowment funds | Total funds current period | Total funds last period |
|---|--------------------|------------------|----------------------------|---------------------------|----------------------------|-------------------------|
|   | to nearest £       | to nearest £     | to nearest £               | to nearest £              | to nearest £               | to nearest £            |
| <b>A1 Receipts</b>  |                    |                  |                            |                           |                            |                         |
| Donations   | 799                |                  |                            |                           | 799                        | 1,350                   |
| Legacies  | -                  |                  |                            |                           | -                          |                         |
| Grants  | -                  |                  |                            |                           | -                          |                         |
| Receipts from fundraising activities                          | 296                |                  |                            |                           | 296                        | 8,799                   |
| Gross trading receipts  | -                  |                  |                            |                           | -                          |                         |
| Income from investments other than land and buildings         | -                  |                  |                            |                           | -                          |                         |
| Rents from land & buildings                                   | -                  |                  |                            |                           | -                          |                         |
| Gross receipts from other charitable activities               | -                  |                  |                            |                           | -                          |                         |
|   |                    |                  |                            |                           | -                          |                         |
| <b>A1 Sub total</b>   | <b>1,095</b>       | <b>-</b>         | <b>-</b>                   | <b>-</b>                  | <b>1,095</b>               | <b>10,149</b>           |
| <b>A2 Receipts from asset &amp; investment sales</b>          |                    |                  |                            |                           |                            |                         |
| Proceeds from sale of fixed assets                            |                    |                  |                            |                           | -                          |                         |
| Proceeds from sale of investments                             |                    |                  |                            |                           | -                          |                         |
| <b>A2 Sub total</b>   | <b>-</b>           | <b>-</b>         | <b>-</b>                   | <b>-</b>                  | <b>-</b>                   | <b>-</b>                |
| <b>Total receipts</b>   | <b>1,095</b>       | <b>-</b>         | <b>-</b>                   | <b>-</b>                  | <b>1,095</b>               | <b>10,149</b>           |
| <b>A3 Payments</b>  |                    |                  |                            |                           |                            |                         |
| Expenses for fundraising activities                           | 2,265              |                  |                            |                           | 2,265                      | 4,633                   |
| Gross trading payments  | 188                |                  |                            |                           | 188                        | 96                      |
| Investment management costs                                   | -                  |                  |                            |                           | -                          |                         |
| Payments relating directly to charitable activities           | -                  |                  |                            |                           | -                          |                         |
| Grants and donations  | -                  |                  |                            |                           | -                          | 25                      |
| Governance costs:   | -                  |                  |                            |                           | -                          |                         |
| Audit / independent examination                               | -                  |                  |                            |                           | -                          |                         |
| Preparation of annual accounts                                | -                  |                  |                            |                           | -                          |                         |
| Legal costs   | -                  |                  |                            |                           | -                          |                         |
| Other   | -                  |                  |                            |                           | -                          |                         |
|   |                    |                  |                            |                           | -                          |                         |
| <b>A3 Sub total</b>   | <b>2,453</b>       | <b>-</b>         | <b>-</b>                   | <b>-</b>                  | <b>2,453</b>               | <b>4,754</b>            |
| <b>A4 Payments relating to asset and investment movements</b> |                    |                  |                            |                           |                            |                         |
| Purchases of fixed assets                                     |                    |                  |                            |                           | -                          |                         |
| Purchase of investments                                       |                    |                  |                            |                           | -                          |                         |
| <b>A4 Sub total</b>   | <b>-</b>           | <b>-</b>         | <b>-</b>                   | <b>-</b>                  | <b>-</b>                   | <b>-</b>                |
| <b>Total payments</b>   | <b>2,453</b>       | <b>-</b>         | <b>-</b>                   | <b>-</b>                  | <b>2,453</b>               | <b>4,754</b>            |
| <b>Net receipts / (payments)</b>                              | <b>(1,358)</b>     | <b>-</b>         | <b>-</b>                   | <b>-</b>                  | <b>(1,358)</b>             | <b>5,395</b>            |
| <b>A5 Transfers to / (from) funds</b>                         |                    |                  |                            |                           |                            |                         |
|   |                    |                  |                            |                           | -                          |                         |
| <b>Surplus / (deficit) for year</b>                           | <b>(1,358)</b>     | <b>-</b>         | <b>-</b>                   | <b>-</b>                  | <b>(1,358)</b>             | <b>5,395</b>            |

## Section B Statement of balances

| Categories    | Details  | Unrestricted funds | Restricted funds | Expendable endowment funds | Permanent endowment funds | Total current period | Total last period |
|---------------|--|--------------------|------------------|----------------------------|---------------------------|----------------------|-------------------|
|               |  | to nearest £       | to nearest £     | to nearest £               | to nearest £              | to nearest £         | to nearest £      |
| B1 Cash funds | Cash and bank balances at start of year                    | 8,078              |                  |                            |                           | 8,078                | 2,682             |
|               | Surplus / (deficit) shown on receipts and payments account | (1,358)            |                  |                            |                           | (1,358)              | 5,395             |
|               |  |                    |                  |                            |                           | -                    |                   |
|               |  |                    |                  |                            |                           | -                    |                   |
|               | Cash and bank balances at end of year                      | 6,720              | -                | -                          | -                         | 6,720                | 8,077             |
|               | (Agree balances with receipts and payments account(s))     | -                  | -                | -                          | -                         | -                    | -                 |

| Categories     | Details | Fund to which asset belongs | Market valuation | Last year    |
|----------------|---------|-----------------------------|------------------|--------------|
|                |         |                             | to nearest £     | to nearest £ |
| B2 Investments |         |                             |                  |              |
|                |         |                             |                  |              |
|                |         |                             |                  |              |
|                |         |                             |                  |              |
|                |         |                             |                  |              |
|                |         | Total                       | -                | -            |

| Categories      | Details | Fund to which asset belongs | Cost (if available) | Current value (if available) | Last year    |
|-----------------|---------|-----------------------------|---------------------|------------------------------|--------------|
|                 |         |                             | to nearest £        | to nearest £                 | to nearest £ |
| B3 Other assets |         |                             |                     |                              |              |
|                 |         |                             |                     |                              |              |
|                 |         |                             |                     |                              |              |
|                 |         |                             |                     |                              |              |
|                 |         |                             |                     |                              |              |
|                 |         |                             |                     |                              |              |
|                 |         |                             |                     |                              |              |
|                 |         |                             |                     |                              |              |
|                 |         |                             |                     |                              |              |
|                 |         |                             |                     |                              |              |
|                 |         | Total                       | -                   | -                            | -            |

| Categories     | Details | Fund to which liability relates | Amount due   | Last year    |
|----------------|---------|---------------------------------|--------------|--------------|
|                |         |                                 | to nearest £ | to nearest £ |
| B4 Liabilities |         |                                 |              |              |
|                |         |                                 |              |              |
|                |         |                                 |              |              |
|                |         |                                 |              |              |
|                |         |                                 |              |              |
|                |         | Total                           | -            | -            |

| Categories                | Details | Fund to which liability relates | Amount due (estimate) | Last year    |
|---------------------------|---------|---------------------------------|-----------------------|--------------|
|                           |         |                                 | to nearest £          | to nearest £ |
| B5 Contingent liabilities |         |                                 |                       |              |
|                           |         |                                 |                       |              |
|                           |         |                                 |                       |              |
|                           |         | Total                           | -                     | -            |

Signed by one or two trustees  
on behalf of all the trustees

Signature\*

Print Name

Date of  
approval

27 August 2025

Section C Notes to the Accounts

C1 Nature and purpose of funds (may be stated on analysis of funds worksheets)

The funds in our account is predominantly funds raised through fundraising activities and the purpose of these funds are to help with the re-development of the skatepark in Peterhead.

C2 Grants

| Type of activity or project supported | Individual / institution | Number of grants made | £ |
|---------------------------------------|--------------------------|-----------------------|---|
|                                       |                          |                       |   |
|                                       |                          |                       |   |
|                                       |                          |                       |   |
|                                       |                          |                       |   |
|                                       |                          |                       |   |
|                                       |                          | Total                 | - |

C3a Trustee remuneration

If no remuneration was paid during the period to any charity trustee or person connected to a trustee cross this box (otherwise complete section 3b)

C3b Trustee remuneration - details

| Authority under which paid | £ |
|----------------------------|---|
|                            |   |
|                            |   |
|                            |   |
|                            |   |
|                            |   |

C4a Trustee expenses

If no expenses were paid to any charity trustee during the period then cross this box (otherwise complete section 4b)

C4b Trustee expenses - details

|  | Number of trustees | £ |
|--|--------------------|---|
|  |                    |   |
|  |                    |   |
|  |                    |   |
|  |                    |   |
|  |                    |   |

C5 Transactions with trustees and connected persons

| Nature of relationship | Nature of transaction | Transaction amount (£) | Balance outstanding at period end (£) |
|------------------------|-----------------------|------------------------|---------------------------------------|
|                        |                       |                        |                                       |
|                        |                       |                        |                                       |
|                        |                       |                        |                                       |
|                        |                       |                        |                                       |
|                        |                       |                        |                                       |

C6 Other information

## Blueskate Peterhead

SC049808

## Additional analysis (1)

## Analysis of receipts and payments

## 1 Donations

|                         | Unrestricted funds<br>to nearest £ | Restricted funds<br>to nearest £ | Expendable<br>endowment<br>funds<br>to nearest £ | Permanent<br>endowment<br>funds<br>to nearest £ | Total current<br>period<br>to nearest £ | Total last period<br>to nearest £ |
|-------------------------|------------------------------------|----------------------------------|--|---|---|-----------------------------------|
| Wheelie World Peterhead | 150                                |                                  |  |   | 150                                     | 1,350                             |
|                         |                                    |                                  |  |   | -                                       |                                   |
|                         |                                    |                                  |  |   | -                                       |                                   |
|                         |                                    |                                  |  |   | -                                       |                                   |
| <b>Total</b>            | 150                                | -                                | -  | -   | 150                                     | 1,350                             |
|                         | reference                          | -                                | -  | -   | reference                               | -                                 |

## 2 Grants

|              | Unrestricted funds<br>to nearest £ | Restricted funds<br>to nearest £ |  |  | Total current<br>period<br>to nearest £ | Total last period<br>to nearest £ |
|--------------|------------------------------------|----------------------------------|--|--|---|-----------------------------------|
|              |                                    |                                  |  |  | -                                       |                                   |
|              |                                    |                                  |  |  | -                                       |                                   |
|              |                                    |                                  |  |  | -                                       |                                   |
|              |                                    |                                  |  |  | -                                       |                                   |
| <b>Total</b> | -                                  | -                                |  |  | -                                       | -                                 |
|              | -                                  | -                                |  |  | -                                       | -                                 |

## 3 Gross receipts from other charitable activities

|                         | Unrestricted funds<br>to nearest £ | Restricted funds<br>to nearest £ | Expendable<br>endowment<br>funds<br>to nearest £ | Permanent<br>endowment<br>funds<br>to nearest £ | Total current<br>period<br>to nearest £ | Total last period<br>to nearest £ |
|-------------------------|------------------------------------|----------------------------------|--|---|---|-----------------------------------|
| Fundraiser Event Income | 159                                |                                  |  |   | 159                                     | 8,799                             |
| Merchandise/Raffles     | 771                                |                                  |  |   | 771                                     |                                   |
|                         |                                    |                                  |  |   | -                                       |                                   |
|                         |                                    |                                  |  |   | -                                       |                                   |
|                         |                                    |                                  |  |   | -                                       |                                   |
|                         |                                    |                                  |  |   | -                                       |                                   |
|                         |                                    |                                  |  |   | -                                       |                                   |
| <b>Total</b>            | 930                                | -                                | -  | -   | 930                                     | 8,799                             |
|                         | reference error                    | -                                | -  | -   | reference error                         | reference error                   |

## 4 Payments relating directly to charitable activities

|              | Unrestricted funds<br>to nearest £ | Restricted funds<br>to nearest £ | Expendable<br>endowment<br>funds<br>to nearest £ | Permanent<br>endowment<br>funds<br>to nearest £ | Total current<br>period<br>to nearest £ | Total last period<br>to nearest £ |
|--------------|------------------------------------|----------------------------------|--|---|---|-----------------------------------|
|              |                                    |                                  |  |   | -                                       |                                   |
|              |                                    |                                  |  |   | -                                       |                                   |
|              |                                    |                                  |  |   | -                                       |                                   |
|              |                                    |                                  |  |   | -                                       |                                   |
|              |                                    |                                  |  |   | -                                       |                                   |
|              |                                    |                                  |  |   | -                                       |                                   |
|              |                                    |                                  |  |   | -                                       |                                   |
|              |                                    |                                  |  |   | -                                       |                                   |
|              |                                    |                                  |  |   | -                                       |                                   |
| <b>Total</b> | -                                  | -                                | -  | -   | -                                       | -                                 |
|              | -                                  | -                                | -  | -   | -                                       | -                                 |



SC049808

**Additional analysis (2)****5 Breakdown of unrestricted funds**

| Breakdown of unrestricted funds                            |   | Unrestricted<br>fund 1 - enter<br>name of fund<br>below | Unrestricted<br>fund 2 - enter<br>name of fund<br>below | Unrestricted<br>fund 3 - enter<br>name of fund<br>below | Unrestricted<br>fund 4 - enter<br>name of fund<br>below | Total<br>unrestricted<br>funds | Total<br>unrestricted<br>funds last<br>period |
|--|---|---|---|---|---|--------------------------------|---|
| <b>Receipts</b>  |   |   |   |   |   |                                |   |
| Donations  |   |   |   |   |   | -                              |   |
| Legacies   |   |   |   |   |   | -                              |   |
| Grants   |   |   |   |   |   | -                              |   |
| Receipts from fundraising activities                       |   |   |   |   |   | -                              |   |
| Gross trading receipts                                     |   |   |   |   |   | -                              |   |
| buildings  |   |   |   |   |   | -                              |   |
| Rents from land & buildings                                |   |   |   |   |   | -                              |   |
| Gross receipts from other charitable activities            |   |   |   |   |   | -                              |   |
| <b>Sub total</b>   | - | -   | -   | -   | -   | -                              | -   |
|  |   |   |   |   |   | cross ref error                |   |
| <b>Receipts from asset &amp; investment sales</b>          |   |   |   |   |   |                                |   |
| Proceeds from sale of fixed assets                         |   |   |   |   |   | -                              |   |
| Proceeds from sale of investments                          |   |   |   |   |   | -                              |   |
| <b>Sub total</b>   | - | -   | -   | -   | -   | -                              | -   |
| <b>Total receipts</b>                                      | - | -   | -   | -   | -   | -                              | -   |
|  |   |   |   |   |   | cross ref error                |   |
| <b>Payments</b>  |   |   |   |   |   |                                |   |
| Expenses for fundraising activities                        |   |   |   |   |   | -                              |   |
| Gross trading payments                                     |   |   |   |   |   | -                              |   |
| Investment management costs                                |   |   |   |   |   | -                              |   |
| Payments relating directly to charitable activities        |   |   |   |   |   | -                              |   |
| Grants and donations                                       |   |   |   |   |   | -                              |   |
| Governance costs:  |   |   |   |   |   | -                              |   |
| Audit / independent examination                            |   |   |   |   |   | -                              |   |
| Preparation of annual accounts                             |   |   |   |   |   | -                              |   |
| Legal costs  |   |   |   |   |   | -                              |   |
|  |   |   |   |   |   | -                              |   |
|  |   |   |   |   |   | -                              |   |
| <b>Sub total</b>   | - | -   | -   | -   | -   | -                              | -   |
|  |   |   |   |   |   | cross ref error                |   |
| <b>Payments relating to asset and investment movements</b> |   |   |   |   |   |                                |   |
| Purchases of fixed assets                                  |   |   |   |   |   | -                              |   |
| Purchase of investments                                    |   |   |   |   |   | -                              |   |
| <b>Sub total</b>   | - | -   | -   | -   | -   | -                              | -   |
|  |   |   |   |   |   | -                              |   |
| <b>Total payments</b>                                      | - | -   | -   | -   | -   | -                              | -   |
|  |   |   |   |   |   | cross ref error                |   |
| <b>Net receipts / (payments)</b>                           | - | -   | -   | -   | -   | -                              | -   |
| <b>Transfers to / (from) funds</b>                         |   |   |   |   |   |                                |   |
|  |   |   |   |   |   | -                              |   |
| <b>Surplus / (deficit) for year</b>                        | - | -   | -   | -   | -   | -                              | -   |
|  |   |   |   |   |   | cross ref error                |   |

## Blueskate Peterhead

SC049808

**Additional analysis (3)****6 Breakdown of restricted funds**

|  | Restricted fund<br>1 - enter name of<br>fund below | Restricted fund<br>2 - enter name of<br>fund below | Restricted fund<br>3 - enter name of<br>fund below | Restricted fund<br>4 - enter name of<br>fund below | Total restricted<br>funds | Total restricted<br>funds last<br>period |
|--|--|--|--|--|---------------------------|--|
| <b>Receipts</b>  |  |  |  |  |                           |  |
| Donations  |  |  |  |  | -                         |  |
| Legacies   |  |  |  |  | -                         |  |
| Grants   |  |  |  |  | -                         |  |
| Receipts from fundraising activities                       |  |  |  |  | -                         |  |
| Gross trading receipts                                     |  |  |  |  | -                         |  |
| Income from investments other than land and buildings      |  |  |  |  | -                         |  |
| Rents from land & buildings                                |  |  |  |  | -                         |  |
| Gross receipts from other charitable activities            |  |  |  |  | -                         |  |
| <b>Sub total</b>   | -  | -  | -  | -  | -                         | -  |
| <b>Receipts from asset &amp; investment sales</b>          |  |  |  |  |                           |  |
| Proceeds from sale of fixed assets                         |  |  |  |  | -                         |  |
| Proceeds from sale of investments                          |  |  |  |  | -                         |  |
| <b>Sub total</b>   | -  | -  | -  | -  | -                         | -  |
| <b>Total receipts</b>                                      | -  | -  | -  | -  | -                         | -  |
| <b>Payments</b>  |  |  |  |  |                           |  |
| Expenses for fundraising activities                        |  |  |  |  | -                         |  |
| Gross trading payments                                     |  |  |  |  | -                         |  |
| Investment management costs                                |  |  |  |  | -                         |  |
| Payments relating directly to charitable activities        |  |  |  |  | -                         |  |
| Grants and donations                                       |  |  |  |  | -                         |  |
| Governance costs:  |  |  |  |  | -                         |  |
| Audit / independent examination                            |  |  |  |  | -                         |  |
| Preparation of annual accounts                             |  |  |  |  | -                         |  |
| Legal costs  |  |  |  |  | -                         |  |
|  |  |  |  |  | -                         |  |
| <b>Sub total</b>   | -  | -  | -  | -  | -                         | -  |
| <b>Payments relating to asset and investment movements</b> |  |  |  |  |                           |  |
| Purchases of fixed assets                                  |  |  |  |  | -                         |  |
| Purchase of investments                                    |  |  |  |  | -                         |  |
| <b>Sub total</b>   | -  | -  | -  | -  | -                         | -  |
| <b>Total payments</b>                                      | -  | -  | -  | -  | -                         | -  |
| <b>Net receipts / (payments)</b>                           | -  | -  | -  | -  | -                         | -  |
| <b>Transfers to / (from) funds</b>                         |  |  |  |  | -                         |  |
| <b>Surplus / (deficit) for year</b>                        | -  | -  | -  | -  | -                         | -  |
| <b>Nature and purpose of funds</b>                         |  |  |  |  |                           |  |
|  |  |  |  |  |                           |  |