

Little Stars Toddler Group

Scotland · Charity number SC046454

Details

Status	Removed
Legal form	SCIO (Scottish Charitable Incorporated Organisation)
Registered	2016-04-01
Removed	2025-04-22
Register	View on the OSCR register

Contact

Address	7 Ledmore Terrace Dundee DD2 4UF
---------	--

Activities

Activities: 'It carries out activities or services itself'

Purposes: 'the advancement of education'

What the charity does: Provision of resources and activities for children aged between birth to 5 years to encourage advancement of development and education

Beneficiaries: 'Children or young people'

Objectives: The advancement of education by providing young children will stimulating and active opportunities to develop.

Geography

- **Main operating location:** Dundee City
- **Geographical spread:** A specific local point, community or neighbourhood

Finances

Period end	Income	Expenditure	Assets	Employees
2024-12-31	-	-	-	-

Little Stars Toddler Group

Scotland - Charity number SC046454

Accounts

SC046454.2024-1

Little Stars Toddler Group

Menzieshill Parish Church
Charleston Drive
Dundee


Trustee's Report
For year ending 31st March 2024
(Incl. Annual Accounts)

Charity No. SC046454

Reference and Administration Information:


Charity Name: Little Stars Toddler Group
Charity Address: Menzieshill Parish Church, Dundee
Charity No: SC046454

Trustees:



Principal Office Bearers:

Chairperson:
Treasurer:
Secretary:



Independent Examiner:



Bank:

TSB, Meadowside, Dundee

Trustee's Annual Report

Year Ending 31st March 2024

Structure, Governance and Management

Governing Documents

The Group is delivered in accordance with the terms and conditions set out in the Constitution of Little Stars Toddler Group.

Recruitment and Appointment of Trustees

Members of Little Stars Toddler Group are the Charity Trustees. Members of the group who are willing and are considered to have gifts and skills to contribute to the management affairs of the group, are eligible for consideration to be a member on the Board of Trustees.

Organised Structure

The Board of Charity Trustees are responsible for the any management affairs. They meet a minimum of 6 times per year. Certain matters are delegated and discussed with General Members as appropriate.

Objectives and Activities

The Group exists to help in the advancement of education by providing young children with stimulating and active opportunities to suit all areas of development.

Group Availability

The Group operates Tuesday to Thursday, 9am to 11am every week. A day trip is organised for everyone in the group, for one day during the summer term, usually a full day outing with transportation being provided. Other occasional activity days are organised as required throughout the year. They may require an extension to the normal running daily hours depending on the activity. We continue to offer

our group to all children not yet attending school within the local area.

Achievements

The number of adult and child members on our records to date are as follows:

Adults: 10

Children: 12

The number of members using the group on a regular basis are as follows:

Adults: 5

Children: 8

Resources available to children are varied each day ensuring continued stimulation to aid development. A healthy snack is also provided to the children with tea or coffee for adults. Children are always accompanied by a parent or carer, and are never left unattended.

Financial Review

General Funds

The principal source of income is from our daily fees and fundraising. These are paid by each adult as and when they used the group. The monies received from this are used towards snacks and refreshments, and resources as required.

Restricted Funds

Restricted funds are maintained for their individual specific purposes. During this financial year we have not received any additional funding.

Balance Sheet

Opening Balance as Cash Book	£1486.36
Closing Balance as Bank Account	£1.28
Cash in Hand	£0
Total Closing Balance	£1.28

Movement in Funds: -£1485.08

Financial Statements

Profit & Loss Account

	<u>Unrestricted Funds</u>	<u>Restricted Funds</u>
Fees	£588.00	£0
Grant – Running Costs	£0	£0
Grant – Trips	£0	£0
Grant – Resources	£0	£0
Other Income	£88.50	£0
<u>Total Fund Income</u>	<u>£676.50</u>	<u>£0</u>
<u>Total Income</u>	<u>£676.50</u>	

	<u>Unrestricted Funds</u>	<u>Restricted Funds</u>
Running Costs	£360.68	£1275.00
Resources	£0	£0
Trips	£0	£0
Other Expenses	£525.90	£0
<u>Total Fund Expenditure</u>	<u>£886.58</u>	<u>£1275.00</u>
<u>Total Expenditure</u>	<u>£2,161.58</u>	

Profit for the Year:

(£1,485.08)

Reserve Funds


At present the group does not hold any reserve funds.


Statement of Trustees' Responsibilities

The members of the Board of Trustees must prepare financial statements which offer sufficient detail to enable and appreciation of the transactions for the Group during the financial year. The members of the Board are responsible for keeping proper accounting records which must reflect the financial statements. They are also responsible for safeguarding the assets of the Group and must take reasonable steps for the prevention and/or detection of fraud and other regularities.

Approved by the Trustees and signed for on their behalf:

██████████, Treasurer: ██████████.....
Date: 10/01/2024.....





Reference and administration details

Names of all other charity trustees during the period, if any, (for example, those who resigned part way through the financial period)

Name	Dates acted if not for whole year

Structure, governance and management

Type of governing document

Constitution of Little Stars Toddler Group

Trustee recruitment and appointment

Trustees are appointed by members at the Annual General Meeting. These trustees are members who are willing to join the board and are considered to have skills and gifts to contribute to the management affairs of the group.

Objectives and activities

Charitable purposes

The Groups purpose as set out in the constitution:

"The advancement of education by providing young children with stimulating and active opportunities to develop."

Summary of the main activities in relation to these objects

Provision of varied activities for children to aid and encourage child development.

Group available to all including low income families.

APPENDIX 1

Achievements and performance

Summary of the main achievements of the charity during the financial period

The group operates 3 mornings per week and provides varied activities and opportunities to children aged from birth to not yet attending school.

We have 10 adult members and 12 child members. Of these members, 5 adults and 8 children did attend on a regular basis.

The group has managed to complete a few fundraising activities in order to help with running costs in order to maintain affordability to our families.

Financial review

Brief statement of the charity's policy on reserves

At present no reserves are held. We hope to be able to build our reserve fund to cover unexpected payments and events as required in the future, however this has been difficult due to large reduction in number of users and higher running costs.

Details of any deficit

N/A

Donated facilities and services (if any)

N/A



APPENDIX 1

Other optional information

Declaration

The trustees declare that they have approved the trustees' report above.

Signed on behalf of the charity's trustees

Signature(s)		
Full name(s)		
Position (e.g. Chair)	Treasurer	
Date	06/12/2023	

Receipts and payments accounts

For the period from	Period start date			to	Period end date		
	Day	Month	Year		Day	Month	Year
	01	04	2023		31	03	2024

Section A Statement of receipts and payments

	Unrestricted funds	Restricted funds	Expendable endowment funds	Permanent endowment funds	Total funds current period	Total funds last period
	to nearest £	to nearest £	to nearest £	to nearest £	to nearest £	to nearest £
A1 Receipts						
Donations	89	-	-	-	89	567
Legacies	-	-	-	-	-	-
Grants	-	-	-	-	-	-
Receipts from fundraising activities	-	-	-	-	-	2,352
Gross trading receipts	588	-	-	-	588	2,453
Income from investments other than land and buildings	-	-	-	-	-	-
Rents from land & buildings	-	-	-	-	-	-
Gross receipts from other charitable activities	-	-	-	-	-	-
	-	-	-	-	-	-
A1 Sub total	677	-	-	-	677	5,372
A2 Receipts from asset & investment sales						
Proceeds from sale of fixed assets	-	-	-	-	-	-
Proceeds from sale of investments	-	-	-	-	-	-
A2 Sub total	-	-	-	-	-	-
Total receipts	677	-	-	-	677	5,372
A3 Payments						
Expenses for fundraising activities	-	-	-	-	-	10
Gross trading payments	647	1,275	-	-	1,922	5,100
Investment management costs	-	-	-	-	-	-
Payments relating directly to charitable activities	-	-	-	-	-	-
Grants and donations	-	-	-	-	-	-
Governance costs:	-	-	-	-	-	-
Audit / independent examination	240	-	-	-	240	-
Preparation of annual accounts	-	-	-	-	-	-
Legal costs	-	-	-	-	-	-
Other	-	-	-	-	-	-
	-	-	-	-	-	-
A3 Sub total	887	1,275	-	-	2,162	5,110
A4 Payments relating to asset and investment movements						
Purchases of fixed assets	-	-	-	-	-	-
Purchase of investments	-	-	-	-	-	-
A4 Sub total	-	-	-	-	-	-
Total payments	887	1,275	-	-	2,162	5,110
Net receipts / (payments)	(210)	(1,275)	-	-	(1,485)	262
A5 Transfers to / (from) funds	(1,275)	1,275	-	-	-	-
Surplus / (deficit) for year	(1,485)	-	-	-	(1,485)	262

Section B Statement of balances

Categories	Details	Unrestricted funds to nearest £	Restricted funds to nearest £	Expendable endowment funds to nearest £	Permanent endowment funds to nearest £	Total current period to nearest £	Total last period to nearest £
B1 Cash funds	Cash and bank balances at start of year	1,486				1,486	2,731
	Surplus / (deficit) shown on receipts and payments account	(1,485)				(1,485)	(1,509)
						-	
	Cash and bank balances at end of year	1	-	-	-	1	1,222

(Agree balances with receipts and payments account(s))

B2 Investments	Details	Fund to which asset belongs	Market valuation	Last year
			to nearest £	to nearest £
Total			-	-

B3 Other assets	Details	Fund to which asset belongs	Cost (if available)	Current value (if available)	Last year
			to nearest £	to nearest £	to nearest £
Total			-	-	-

B4 Liabilities	Details	Fund to which liability relates	Amount due	Last year
			to nearest £	to nearest £
Total			-	-

B5 Contingent liabilities	Details	Fund to which liability relates	Amount due (estimate)	Last year
			to nearest £	to nearest £
Total			-	-

Signed by one or two trustees on behalf of all the trustees

Signature	Print Name	Date of approval
		#####

Section C Notes to the Accounts

C1 Nature and purpose of funds (may be stated on analysis of funds worksheets)

Restricted Funds are held to be used for trips, general running costs, resources or other specified use given by grant or donation provider. Un-restricted Funds are used for provisions, fundraising and other non-specified use.

	Type of activity or project supported	Individual / institution	Number of grants made	£
C2 Grants				
			Total	-

C3a Trustee remuneration	If no remuneration was paid during the period to any charity trustee or person connected to a trustee cross this box (otherwise complete section 3b)	x
---------------------------------	--	---

	Authority under which paid	£
C3b Trustee remuneration - details		

C4a Trustee expenses	If no expenses were paid to any charity trustee during the period then cross this box (otherwise complete section 4b)	x
-----------------------------	---	---

		Number of trustees	£
C4b Trustee expenses - details			

	Nature of relationship	Nature of transaction	Transaction amount (£)	Balance outstanding at period end (£)
C5 Transactions with trustees and connected persons				

C6 Other information

Additional analysis (2)

5 Breakdown of unrestricted funds

	Unrestricted fund 1 - enter name of fund below	Unrestricted fund 2 - enter name of fund below	Unrestricted fund 3 - enter name of fund below	Unrestricted fund 4 - enter name of fund below	Total unrestricted funds	Total unrestricted funds last period
Receipts						
Donations	89				89	567
Legacies	-				-	-
Grants	-				-	-
Receipts from fundraising activities	-				-	2,352
Gross trading receipts	588				588	2,453
buildings	-				-	-
Rents from land & buildings	-				-	-
Gross receipts from other charitable activities	-				-	-
<i>Sub total</i>	677	-	-	-	677	5,372
Receipts from asset & investment sales						
Proceeds from sale of fixed assets	-				-	
Proceeds from sale of investments	-				-	
<i>Sub total</i>	-	-	-	-	-	-
Total receipts	677	-	-	-	677	5,372
Payments						
Expenses for fundraising activities	-				-	10
Gross trading payments	647				647	1,993
Investment management costs	-				-	
Payments relating directly to charitable activities	-				-	
Grants and donations	-				-	
Governance costs						
Audit / independent examination	240				240	
Preparation of annual accounts						
Legal costs						
<i>Sub total</i>	887	-	-	-	887	2,003
Payments relating to asset and investment movements						
Purchases of fixed assets					-	
Purchase of investments					-	
<i>Sub total</i>	-	-	-	-	-	-
Total payments	887	-	-	-	887	2,003
Net receipts / (payments)	(210)	-	-	-	(210)	3,369
Transfers to / (from) funds	(1,275)				(1,275)	(3,107)
Surplus / (deficit) for year	(1,485)	-	-	-	(1,485)	262

Nature and purpose of funds

Additional analysis (1)

Analysis of receipts and payments

1 Donations

	Unrestricted funds to nearest £	Restricted funds to nearest £	Expendable endowment funds to nearest £	Permanent endowment funds to nearest £	Total current period to nearest £	Total last period to nearest £
Donations from Money Jar	89				89	567
					-	
					-	
					-	
Total	89	-	-	-	89	567

2 Grants

	Unrestricted funds to nearest £	Restricted funds to nearest £	Total current period to nearest £	Total last period to nearest £
			-	
			-	
			-	
			-	
Total	-	-	-	-

3 Gross receipts from other charitable activities

	Unrestricted funds to nearest £	Restricted funds to nearest £	Expendable endowment funds to nearest £	Permanent endowment funds to nearest £	Total current period to nearest £	Total last period to nearest £
					-	
					-	
					-	
					-	
					-	
					-	
Total	-	-	-	-	-	-

4 Payments relating directly to charitable activities

	Unrestricted funds to nearest £	Restricted funds to nearest £	Expendable endowment funds to nearest £	Permanent endowment funds to nearest £	Total current period to nearest £	Total last period to nearest £
					-	
					-	
					-	
					-	
					-	
					-	
					-	
					-	
Total	-	-	-	-	-	-

Additional analysis (3)

6 Breakdown of restricted funds

	Restricted fund 1 - enter name of fund below	Restricted fund 2 - enter name of fund below	Restricted fund 3 - enter name of fund below	Restricted fund 4 - enter name of fund below	Total restricted funds	Total restricted funds last period
Receipts						
Donations	-				-	
Legacies	-				-	
Grants						
Receipts from fundraising activities	-				-	
Gross trading receipts	-				-	
Income from investments other than land and buildings	-				-	
Rents from land & buildings	-				-	
Gross receipts from other charitable activities	-				-	
Sub total	-	-	-	-	-	-
Receipts from asset & investment sales						
Proceeds from sale of fixed assets	-				-	
Proceeds from sale of investments	-				-	
Sub total	-	-	-	-	-	-
Total receipts	-	-	-	-	-	-
Payments						
Expenses for fundraising activities	-				-	
Gross trading payments	1,275				1,275	3,107
Investment management costs	-				-	
Payments relating directly to charitable activities	-				-	
Grants and donations	-				-	
Governance costs:						
Audit / independent examination	-				-	
Preparation of annual accounts	-				-	
Legal costs	-				-	
Sub total	1,275	-	-	-	1,275	3,107
Payments relating to asset and investment movements						
Purchases of fixed assets					-	
Purchase of investments					-	
Sub total	-	-	-	-	-	-
Total payments	1,275	-	-	-	1,275	3,107
Net receipts / (payments)	(1,275)	-	-	-	(1,275)	(3,107)
Transfers to / (from) funds	1,275				1,275	3,107
Surplus / (deficit) for year	-	-	-	-	-	-

Nature and purpose of funds