

Report of the Trustees and
Unaudited Financial Statements for the Year Ended 31 March 2025
for
N.I.C.E (SCIO)

WR Accountants
Bank Chambers
31 The Square
Cumnock
Ayrshire
KA18 1AT

N.I.C.E (SCIO)

Contents of the Financial Statements
for the Year Ended 31 March 2025

| | Page |
|--|----------|
| Report of the Trustees | 1 to 2 |
| Independent Examiner's Report | 3 |
| Statement of Financial Activities | 4 |
| Balance Sheet | 5 |
| Notes to the Financial Statements | 6 to 14 |
| Detailed Statement of Financial Activities | 15 to 16 |

N.I.C.E (SCIO)

Report of the Trustees
for the Year Ended 31 March 2025

STRUCTURE, GOVERNANCE AND MANAGEMENT

Organisational structure

The charity's management is carried out by the relevant trustees to achieve the objectives decided at board meetings. The charity has one full time Project Development Officer who assists the board on meeting their objectives.

REFERENCE AND ADMINISTRATIVE DETAILS


Registered Charity number

SC045565

Principal address

Acredale
John Allan Drive
Cumnock
Ayrshire
KA18 3AG


Trustees



Independent Examiner

WR Accountants
Bank Chambers
31 The Square
Cumnock
Ayrshire
KA18 1AT

Approved by order of the board of trustees on *7 Nov 25* and signed on its behalf by:



Independent Examiner's Report to the Trustees of
N.I.C.E (SCIO)

Independent examiner's report to the trustees of N.I.C.E (SCIO)

I report to the charity trustees on my examination of the accounts of N.I.C.E (SCIO) (the Trust) for the year ended 31 March 2025.

Responsibilities and basis of report

As the charity trustees of the Trust you are responsible for the preparation of the accounts in accordance with the requirements of the Charities Act 2011 ('the Act').


I report in respect of my examination of the Trust's accounts carried out under Section 145 of the Act and in carrying out my examination I have followed all applicable Directions given by the Charity Commission under Section 145(5)(b) of the Act.

Independent examiner's statement

I have completed my examination. I confirm that no material matters have come to my attention in connection with the examination giving me cause to believe that in any material respect:

1. accounting records were not kept in respect of the Trust as required by Section 130 of the Act; or
2. the accounts do not accord with those records; or
3. the accounts do not comply with the applicable requirements concerning the form and content of accounts set out in the Charities (Accounts and Reports) Regulations 2008 other than any requirement that the accounts give a true and fair view which is not a matter considered as part of an independent examination.

I have no concerns and have come across no other matters in connection with the examination to which attention should be drawn in this report in order to enable a proper understanding of the accounts to be reached.



WR Accountants
Bank Chambers
31 The Square
Cumnock
Ayrshire
KA18 1AT

Date: 1/11/2025

N.I.C.E (SCIO)

Statement of Financial Activities
for the Year Ended 31 March 2025

| | Notes | Unrestricted fund £ | Restricted funds £ | 31.3.25 Total funds £ | 31.3.24 Total funds £ |
|------------------------------------|-------|---------------------------|--------------------------|--------------------------------|--------------------------------|
| INCOME AND ENDOWMENTS FROM | | | | | |
| Donations and legacies | | 193,568 | 1 | 193,569 | 290,999 |
| Investment income | 2 | 1,783 | - | 1,783 | 925 |
| Other income | | 475 | - | 475 | 75 |
| Total | | <u>195,826</u> | <u>1</u> | <u>195,827</u> | <u>291,999</u> |
| EXPENDITURE ON | | | | | |
| Raising funds | | 46,192 | - | 46,192 | 41,957 |
| Charitable activities | | | | | |
| General | | 118,739 | 1,655 | 120,394 | 49,923 |
| Other | | - | - | - | 74,559 |
| Total | | <u>164,931</u> | <u>1,655</u> | <u>166,586</u> | <u>166,439</u> |
| NET INCOME/(EXPENDITURE) | | 30,895 | (1,654) | 29,241 | 125,560 |
| RECONCILIATION OF FUNDS | | | | | |
| Total funds brought forward | | 112,736 | 457,953 | 570,689 | 445,129 |
| TOTAL FUNDS CARRIED FORWARD | | <u><u>143,631</u></u> | <u><u>456,299</u></u> | <u><u>599,930</u></u> | <u><u>570,689</u></u> |


The notes form part of these financial statements

N.I.C.E (SCIO)

Balance Sheet
31 March 2025

| | Notes | Unrestricted fund £ | Restricted funds £ | 31.3.25 Total funds £ | 31.3.24 Total funds £ |
|--|-------|---------------------------|--------------------------|--------------------------------|--------------------------------|
| FIXED ASSETS | | | | | |
| Tangible assets | 5 | 47,925 | 434,894 | 482,819 | 476,593 |
| CURRENT ASSETS | | | | | |
| Debtors | 6 | 1,080 | - | 1,080 | - |
| Cash at bank and in hand | | 114,694 | 21,402 | 136,096 | 112,640 |
| | | <u>115,774</u> | <u>21,402</u> | <u>137,176</u> | <u>112,640</u> |
| CREDITORS | | | | | |
| Amounts falling due within one year | 7 | (20,067) | 2 | (20,065) | (18,544) |
| NET CURRENT ASSETS | | <u>95,707</u> | <u>21,404</u> | <u>117,111</u> | <u>94,096</u> |
| TOTAL ASSETS LESS CURRENT LIABILITIES | | <u>143,632</u> | <u>456,298</u> | <u>599,930</u> | <u>570,689</u> |
| NET ASSETS | | <u>143,632</u> | <u>456,298</u> | <u>599,930</u> | <u>570,689</u> |
| FUNDS | 9 | | | | |
| Unrestricted funds | | | | 143,632 | 112,736 |
| Restricted funds | | | | <u>456,298</u> | <u>457,953</u> |
| TOTAL FUNDS | | | | <u>599,930</u> | <u>570,689</u> |

The financial statements were approved by the Board of Trustees and authorised for issue on 1/4/2025
and were signed on its behalf by:



The notes form part of these financial statements

1. ACCOUNTING POLICIES

Basis of preparing the financial statements

The Trustees present their report and accounts for the year ended 31 March 2021.

The accounts have been prepared in accordance with the Charity's Constitution and comply with the Charities and Investment (Scotland) Act 2005 and the Charities Accounts (Scotland) Regulations 2006.

Income

All income is recognised in the Statement of Financial Activities once the charity has entitlement to the funds, it is probable that the income will be received and the amount can be measured reliably.

Expenditure

Liabilities are recognised as expenditure as soon as there is a legal or constructive obligation committing the charity to that expenditure, it is probable that a transfer of economic benefits will be required in settlement and the amount of the obligation can be measured reliably. Expenditure is accounted for on an accruals basis and has been classified under headings that aggregate all cost related to the category. Where costs cannot be directly attributed to particular headings they have been allocated to activities on a basis consistent with the use of resources.

Tangible fixed assets

Depreciation is provided at the following annual rates in order to write off each asset over its estimated useful life.

Depreciation is provided at the following annual rates in order to write off each asset over its useful economic life:

| | |
|-----------------------|---------------------------|
| Plant and machinery | 10% straight line p.a. |
| Fixtures and fittings | 10% straight line p.a. |
| Computer equipment | 33.33% straight line p.a. |

Taxation

The charity is exempt from tax on its charitable activities.

Fund accounting

Unrestricted funds can be used in accordance with the charitable objectives at the discretion of the trustees.

Restricted funds can only be used for particular restricted purposes within the objects of the charity. Restrictions arise when specified by the donor or when funds are raised for particular restricted purposes.

Further explanation of the nature and purpose of each fund is included in the notes to the financial statements.

N.I.C.E (SCIO)

Notes to the Financial Statements - continued
for the Year Ended 31 March 2025

2. INVESTMENT INCOME

| | 31.3.25 | 31.3.24 |
|--------------------------|--------------|------------|
| | £ | £ |
| Deposit account interest | <u>1,783</u> | <u>925</u> |

3. TRUSTEES' REMUNERATION AND BENEFITS

There were no trustees' remuneration or other benefits for the year ended 31 March 2025 nor for the year ended 31 March 2024.

Trustees' expenses

There were no trustees' expenses paid for the year ended 31 March 2025 nor for the year ended 31 March 2024.

4. COMPARATIVES FOR THE STATEMENT OF FINANCIAL ACTIVITIES

| | Unrestricted fund £ | Restricted funds £ | Total funds £ |
|------------------------------------|---------------------------|--------------------------|---------------------|
| INCOME AND ENDOWMENTS FROM | | | |
| Donations and legacies | 100,577 | 190,422 | 290,999 |
| Investment income | 925 | - | 925 |
| Other income | <u>75</u> | <u>-</u> | <u>75</u> |
| Total | <u>101,577</u> | <u>190,422</u> | <u>291,999</u> |
| EXPENDITURE ON | | | |
| Raising funds | 37,957 | 4,000 | 41,957 |
| Charitable activities | | | |
| General | 39,297 | 10,626 | 49,923 |
| Other | <u>27,169</u> | <u>47,390</u> | <u>74,559</u> |
| Total | <u>104,423</u> | <u>62,016</u> | <u>166,439</u> |
| NET INCOME/(EXPENDITURE) | (2,846) | 128,406 | 125,560 |
| RECONCILIATION OF FUNDS | | | |
| Total funds brought forward | 115,581 | 329,548 | 445,129 |
| TOTAL FUNDS CARRIED FORWARD | <u>112,735</u> | <u>457,954</u> | <u>570,689</u> |

5. TANGIBLE FIXED ASSETS

| | Freehold property £ | Improvements to property £ | Plant and machinery £ |
|-----------------------|---------------------------|-------------------------------------|-----------------------------|
| COST | | | |
| At 1 April 2024 | 108,000 | 280,954 | 6,210 |
| Additions | - | - | - |
| At 31 March 2025 | 108,000 | 280,954 | 6,210 |
| DEPRECIATION | | | |
| At 1 April 2024 | - | 2,408 | 2,538 |
| Charge for year | - | 601 | 414 |
| At 31 March 2025 | - | 3,009 | 2,952 |
| NET BOOK VALUE | | | |
| At 31 March 2025 | 108,000 | 277,945 | 3,258 |
| At 31 March 2024 | 108,000 | 278,546 | 3,672 |

| | Fixtures and fittings £ | Motor vehicles £ | Computer equipment £ | Totals £ |
|-----------------------|----------------------------------|------------------------|----------------------------|-------------|
| COST | | | | |
| At 1 April 2024 | 106,478 | 14,175 | 2,989 | 518,806 |
| Additions | 23,040 | - | - | 23,040 |
| At 31 March 2025 | 129,518 | 14,175 | 2,989 | 541,846 |
| DEPRECIATION | | | | |
| At 1 April 2024 | 28,516 | 5,810 | 2,941 | 42,213 |
| Charge for year | 12,952 | 2,835 | 12 | 16,814 |
| At 31 March 2025 | 41,468 | 8,645 | 2,953 | 59,027 |
| NET BOOK VALUE | | | | |
| At 31 March 2025 | 88,050 | 5,530 | 36 | 482,819 |
| At 31 March 2024 | 77,962 | 8,365 | 48 | 476,593 |

N.I.C.E (SCIO)

Notes to the Financial Statements - continued
for the Year Ended 31 March 2025

6. DEBTORS: AMOUNTS FALLING DUE WITHIN ONE YEAR

| | 31.3.25 | 31.3.24 |
|------------------------|--------------|----------|
| | £ | £ |
| ** Suspense account ** | 1,080 | - |
| | <u>1,080</u> | <u>-</u> |

7. CREDITORS: AMOUNTS FALLING DUE WITHIN ONE YEAR

| | 31.3.25 | 31.3.24 |
|--|---------------|---------------|
| | £ | £ |
| Bank loans and overdrafts (see note 8) | 18,574 | 17,052 |
| Trade creditors | 306 | 306 |
| Taxation and social security | 188 | 188 |
| Other creditors | 997 | 998 |
| | <u>20,065</u> | <u>18,544</u> |

8. LOANS

An analysis of the maturity of loans is given below:

| | 31.3.25 | 31.3.24 |
|--|---------------|---------------|
| | £ | £ |
| Amounts falling due within one year on demand: | | |
| Bank overdrafts | 18,574 | 17,052 |
| | <u>18,574</u> | <u>17,052</u> |

N.I.C.E (SCIO)

Notes to the Financial Statements - continued
for the Year Ended 31 March 2025

9. MOVEMENT IN FUNDS

| | At 1.4.24 £ | Net movement in funds £ | At 31.3.25 £ |
|---------------------------|----------------|----------------------------------|--------------------|
| Unrestricted funds | | | |
| General fund | 112,736 | 30,896 | 143,632 |
| Restricted funds | | | |
| Robertson Trust | 9,179 | - | 9,179 |
| Minerals Trust | 4 | (414) | (410) |
| Gym Grant | 5,755 | - | 5,755 |
| SCVO | 26,090 | - | 26,090 |
| Coalfield regeneration | 41,646 | - | 41,646 |
| EAC grant | 150,915 | (12) | 150,903 |
| Awards For All | 5,333 | (628) | 4,705 |
| SPEN GEF | 17,499 | - | 17,499 |
| Shire Housing | 3,498 | (601) | 2,897 |
| STV Appeal | 2,000 | - | 2,000 |
| National Lottery Grant | 4,490 | - | 4,490 |
| Keep Scotland Beautiful | 6,017 | - | 6,017 |
| Clothworkers Foundation | 30,000 | - | 30,000 |
| Garfield Weston | 20,000 | - | 20,000 |
| Tesco | 500 | - | 500 |
| 9 CC | 7,307 | - | 7,307 |
| Scottish Land Fund | 108,000 | - | 108,000 |
| Megans Space Grant | 19,720 | - | 19,720 |
| | <u>457,953</u> | <u>(1,655)</u> | <u>456,298</u> |
| TOTAL FUNDS | <u>570,689</u> | <u>29,241</u> | <u>599,930</u> |

Net movement in funds, included in the above are as follows:

| | Incoming resources £ | Resources expended £ | Movement in funds £ |
|---------------------------|----------------------------|----------------------------|---------------------------|
| Unrestricted funds | | | |
| General fund | 195,826 | (164,930) | 30,896 |
| Restricted funds | | | |
| Minerals Trust | - | (414) | (414) |
| EAC grant | - | (12) | (12) |
| Awards For All | - | (628) | (628) |
| Shire Housing | 1 | (602) | (601) |
| | <u>1</u> | <u>(1,656)</u> | <u>(1,655)</u> |
| TOTAL FUNDS | <u>195,827</u> | <u>(166,586)</u> | <u>29,241</u> |

N.I.C.E (SCIO)

Notes to the Financial Statements - continued
for the Year Ended 31 March 2025

9. MOVEMENT IN FUNDS - continued

Comparatives for movement in funds

| | At 1.4.23 £ | Net movement in funds £ | At 31.3.24 £ |
|---------------------------|----------------|----------------------------------|--------------------|
| Unrestricted funds | | | |
| General fund | 115,581 | (2,845) | 112,736 |
| Restricted funds | | | |
| Robertson Trust | 15,000 | (5,821) | 9,179 |
| Minerals Trust | 417 | (413) | 4 |
| Gym Grant | 5,755 | - | 5,755 |
| SCVO | 26,090 | - | 26,090 |
| Coalfield regeneration | 41,646 | - | 41,646 |
| EAC grant | 140,131 | 10,784 | 150,915 |
| Awards For All | 5,961 | (628) | 5,333 |
| SPEN GEF | 19,686 | (2,187) | 17,499 |
| Shire Housing | 4,100 | (602) | 3,498 |
| STV Appeal | 2,000 | - | 2,000 |
| National Lottery Grant | 7,245 | (2,755) | 4,490 |
| Foundation Scotland | 5,000 | (5,000) | - |
| Keep Scotland Beautiful | 6,017 | - | 6,017 |
| Clothworkers Foundation | 30,000 | - | 30,000 |
| Garfield Weston | 20,000 | - | 20,000 |
| Tesco | 500 | - | 500 |
| 9 CC | - | 7,307 | 7,307 |
| Scottish Land Fund | - | 108,000 | 108,000 |
| Megans Space Grant | - | 19,720 | 19,720 |
| | <hr/> | <hr/> | <hr/> |
| | 329,548 | 128,405 | 457,953 |
| | <hr/> | <hr/> | <hr/> |
| TOTAL FUNDS | 445,129 | 125,560 | 570,689 |
| | <hr/> | <hr/> | <hr/> |

N.I.C.E (SCIO)

Notes to the Financial Statements - continued
for the Year Ended 31 March 2025

9. MOVEMENT IN FUNDS - continued

Comparative net movement in funds, included in the above are as follows:

| | Incoming resources £ | Resources expended £ | Movement in funds £ |
|---------------------------|----------------------------|----------------------------|---------------------------|
| Unrestricted funds | | | |
| General fund | 101,577 | (104,422) | (2,845) |
| Restricted funds | | | |
| Robertson Trust | 1,500 | (7,321) | (5,821) |
| Minerals Trust | 1 | (414) | (413) |
| EAC grant | 19,359 | (8,575) | 10,784 |
| Awards For All | - | (628) | (628) |
| SPEN GEF | - | (2,187) | (2,187) |
| Shire Housing | - | (602) | (602) |
| National Lottery Grant | - | (2,755) | (2,755) |
| Foundation Scotland | - | (5,000) | (5,000) |
| Community Fund | 26,455 | (26,455) | - |
| Community Garden | 4,000 | (4,000) | - |
| 9 CC | 8,119 | (812) | 7,307 |
| Scottish Land Fund | 111,268 | (3,268) | 108,000 |
| Megans Space Grant | 19,720 | - | 19,720 |
| | <hr/> 190,422 | <hr/> (62,017) | <hr/> 128,405 |
| TOTAL FUNDS | <hr/> <hr/> 291,999 | <hr/> <hr/> (166,439) | <hr/> <hr/> 125,560 |

9. MOVEMENT IN FUNDS - continued

A current year 12 months and prior year 12 months combined position is as follows:

| | At 1.4.23 £ | Net movement in funds £ | At 31.3.25 £ |
|---------------------------|---------------------|----------------------------------|---------------------|
| Unrestricted funds | | | |
| General fund | 115,581 | 28,051 | 143,632 |
| Restricted funds | | | |
| Robertson Trust | 15,000 | (5,821) | 9,179 |
| Minerals Trust | 417 | (827) | (410) |
| Gym Grant | 5,755 | - | 5,755 |
| SCVO | 26,090 | - | 26,090 |
| Coalfield regeneration | 41,646 | - | 41,646 |
| EAC grant | 140,131 | 10,772 | 150,903 |
| Awards For All | 5,961 | (1,256) | 4,705 |
| SPEN GEF | 19,686 | (2,187) | 17,499 |
| Shire Housing | 4,100 | (1,203) | 2,897 |
| STV Appeal | 2,000 | - | 2,000 |
| National Lottery Grant | 7,245 | (2,755) | 4,490 |
| Foundation Scotland | 5,000 | (5,000) | - |
| Keep Scotland Beautiful | 6,017 | - | 6,017 |
| Clothworkers Foundation | 30,000 | - | 30,000 |
| Garfield Weston | 20,000 | - | 20,000 |
| Tesco | 500 | - | 500 |
| 9 CC | - | 7,307 | 7,307 |
| Scottish Land Fund | - | 108,000 | 108,000 |
| Megans Space Grant | - | 19,720 | 19,720 |
| | <hr/> 329,548 | <hr/> 126,750 | <hr/> 456,298 |
| TOTAL FUNDS | <hr/> <hr/> 445,129 | <hr/> <hr/> 154,801 | <hr/> <hr/> 599,930 |

Notes to the Financial Statements - continued
for the Year Ended 31 March 2025

9. MOVEMENT IN FUNDS - continued

A current year 12 months and prior year 12 months combined net movement in funds, included in the above are as follows:

| | Incoming resources £ | Resources expended £ | Movement in funds £ |
|---------------------------|----------------------------|----------------------------|---------------------------|
| Unrestricted funds | | | |
| General fund | 297,403 | (269,352) | 28,051 |
| Restricted funds | | | |
| Robertson Trust | 1,500 | (7,321) | (5,821) |
| Minerals Trust | 1 | (828) | (827) |
| EAC grant | 19,359 | (8,587) | 10,772 |
| Awards For All | - | (1,256) | (1,256) |
| SPEN GEF | - | (2,187) | (2,187) |
| Shire Housing | 1 | (1,204) | (1,203) |
| National Lottery Grant | - | (2,755) | (2,755) |
| Foundation Scotland | - | (5,000) | (5,000) |
| Community Fund | 26,455 | (26,455) | - |
| Community Garden | 4,000 | (4,000) | - |
| 9 CC | 8,119 | (812) | 7,307 |
| Scottish Land Fund | 111,268 | (3,268) | 108,000 |
| Megans Space Grant | 19,720 | - | 19,720 |
| | <u>190,423</u> | <u>(63,673)</u> | <u>126,750</u> |
| TOTAL FUNDS | <u>487,826</u> | <u>(333,025)</u> | <u>154,801</u> |

10. RELATED PARTY DISCLOSURES

There were no related party transactions for the year ended 31 March 2025.

N.I.C.E (SCIO)

Detailed Statement of Financial Activities
for the Year Ended 31 March 2025

| | 31.3.25 £ | 31.3.24 £ |
|---------------------------------------|--------------|--------------|
| INCOME AND ENDOWMENTS | | |
| Donations and legacies | | |
| N-Cafe | 37,444 | 33,139 |
| Food Larder | 4,955 | 9,000 |
| Hall lets | 23,950 | 24,408 |
| Fund raising/Donations | 2,657 | 1,598 |
| Grants | 122,739 | 216,436 |
| Shop income | 1,824 | 4,499 |
| Solar Income | | 1,919 |
| | 193,569 | 290,999 |
| Investment income | | |
| Deposit account interest | 1,783 | 925 |
| Other income | | |
| Other income | 475 | 75 |
| Total incoming resources | 195,827 | 291,999 |
| EXPENDITURE | | |
| Raising donations and legacies | | |
| Light and heat | 17,262 | 16,962 |
| Other trading activities | | |
| Purchases | 28,930 | 24,521 |
| Community fun days | - | 474 |
| | 28,930 | 24,995 |
| Charitable activities | | |
| Rates and water | 6,069 | 6,073 |
| Insurance | 1,501 | 1,384 |
| Motor costs | 1,534 | 162 |
| Advertising | 204 | - |
| Office administrative expenses | 5,288 | 3,744 |
| Repairs and renewals | 12,931 | 17,515 |
| | 27,527 | 28,878 |
| Support costs | | |
| Management | | |
| Wages | 71,100 | 72,988 |
| Carried forward | 71,100 | 72,988 |

£5179.

This page does not form part of the statutory financial statements

N.I.C.E (SCIO)

Detailed Statement of Financial Activities
for the Year Ended 31 March 2025

| | 31.3.25 £ | 31.3.24 £ |
|-----------------------------------|--------------|--------------|
| Management | | |
| Brought forward | 71,100 | 72,988 |
| Sundries | 2,255 | 3,233 |
| Fixtures and fittings | 8,706 | - |
| Motor vehicles | 2,735 | - |
| | <hr/> | <hr/> |
| | 84,796 | 76,221 |
| Information technology | | |
| Improvements to property | 602 | 602 |
| Plant and machinery | 414 | 414 |
| Fixtures and fittings | 4,246 | 10,648 |
| Motor vehicles | 100 | 2,855 |
| Computer equipment | 12 | 17 |
| | <hr/> | <hr/> |
| | 5,374 | 14,536 |
| Governance costs | | |
| Accountancy and legal fees | 2,697 | 4,847 |
| | <hr/> | <hr/> |
| Total resources expended | 166,586 | 166,439 |
| | <hr/> | <hr/> |
| Net income | 29,241 | 125,560 |
| | <hr/> | <hr/> |

This page does not form part of the statutory financial statements