

Charity registration number: SC044089

Go! Youth Trust

Annual Report and Financial Statements
for the Year Ended 30 June 2025

Go! Youth Trust

Contents


Reference and Administrative Details	1
Trustees' Report	2 to 5
Statement of Trustees' Responsibilities	6
Independent Auditors' Report	7 to 10
Statement of Financial Activities	11
Balance Sheet	12
Cash Flow Statement	13
Notes to the Financial Statements	14 to 33

Go! Youth Trust

Reference and Administrative Details

Chairman

Trustees



Principal Office

22 Bank Street
Falkirk
FK1 1NB

Charity Registration Number

SC044089

Auditor

Morris & Young
Chartered Accountants
6 Atholl Crescent
Perth
PH1 5JN

Go! Youth Trust


Trustees' Report

The Trustees present the annual report and accounts for Go! Youth Trust for the year ended 30 June 2025.

Constitution, governance and management

The Charity is a Scottish Charitable Incorporated Organisation (SCIO) established on 20 June 2013 and registered under charity number SC044089. The responsibility for the strategic and operational management of the Charity rests with the Trustees who form the Board of Management who meet every 8 weeks.

The Trustees who served during the year were as follows:



The constitution requires a minimum of 4 Trustees and a maximum of 11. At each AGM, all the Trustees must retire from office but are eligible for re-election.

New Trustees are invited to join the Board following careful consideration of their suitability and the skills which they bring to the Board. They are inducted into the workings of the Charity by existing Board members, this induction including an insight into the aims, objectives and current activities of the Charity, as well as their statutory responsibilities as Trustees.

The Charity delegates day to day management to our Chief Executive Officer, David Bremner. It has 9 fulltime and 4 part time members of staff and is supported by up to 75 volunteers and 3 sessional workers. Protection of young people is a key responsibility of the Charity and all our Trustees, staff and volunteers undertaking regulated work undergo PVG checks.

Objectives and activities

Go! Youth Trust is a youth charity that supports young people to grow, explore and thrive. Since 2013 we have been working across Central Scotland with young people aged 10-25, developing long-term relationships that empower young people who are disengaged or marginalised to grow in confidence, explore new possibilities and thrive.

Everything we do is grounded in trusted relationships, long-term commitment and a belief in the potential of every young person.

Faith-rooted: Our Christian ethos motivates everything we do.

Relational: Change happens through consistent, trusted relationships.

Young People Led: We listen, involve and empower.

Growth-focused: We celebrate progress and encourage learning.

Collaborative: We work with families, schools, churches and partners.

Responsible: We use resources wisely and act with integrity.

Our work with young people is broken into 5 key areas which are proven to increase confidence and resilience, lead to positive destinations and connect young people to community.

Go! Youth Trust

Trustees' Report

1. Universal Youth Work
2. Residentials
3. Family Mentoring
4. Personal Development and Mentoring
5. Skills and Employability

In 2024/25 we supported (by which we mean we have supported 833 young people (600 in 2023/24) through the activities listed above. The average age of young person we engaged in the last year is 16 years old. These programmes are split over 3 age groups:

Young Person Breakdown by Age:

10-12 years old - 10%

13-15 years old - 32%

16 - 19 years old - 48%

20+ years old - 10%

Total Youth Engagement by Year:

2022 - 800

2023 - 600

2024 - 833

Achievements and performance

Everything we do starts with relationship. We combine trusted relationships with practical opportunities that help young people grow in confidence, develop skills and find purpose.

Universal Youth Work

Weekly drop-ins, youth committee activities and holiday programmes give young people aged 10-25 a safe, welcoming space to connect, have fun and build friendships.

Residentials

We run a range of residentials - Spring, Summer and Autumn Camps, Team, NXT and Ocean Youth Trust, 16+ Faith Residential. Residentials help young people step away from daily pressures, gain new skills and try new activities.

PlusOne Family Mentoring

Through one-to-one befriending, group sessions and family activities, PlusOne supports parents and carers to strengthen relationships, reduce isolation and build stability at home.

Personal Development & Mentoring

Thrive (for 16-25s) and NXT (for school-aged young people) combine group learning, mentoring and qualifications to build confidence, wellbeing and self-belief.

Skills & Employability

Our Skills Academy includes Propel - with the weekly Go Forward job club - and the King's Trust TEAM programme, helping young people gain experience, qualifications and move into education, volunteering or work.

Go! Youth Trust

Trustees' Report

New Scots

Throughout 2025 we have been working in partnership with Falkirk Council's Refugee Resettlement Team to provide opportunity for New Scots who are living in the Falkirk area. By providing 1:1 support, assistance with transport and bespoke provision we have seen an increasing number of New Scots engaging across all our programmes.

Go! Youth Trust Outcomes

Over the last year Go! Youth Trust has delivered 6,040 hours of youth work delivery in which we have made 9,155 youth contacts.

327 young people have been referred to GYT with 257 young people starting on our programmes (and many more being referred to alternative partners).

We have supported young people to achieve 191 qualifications ranging from SCQF Level 3 to 5.

Plans for the future

The charity continues to develop new partnerships and opportunities to meet the growing needs of the young people it supports.

The charity continues to develop its new youth centre in Bank Street, Falkirk with Phase 1 expected to be completed in early 2026 and fundraising for Phase 2 underway. This 11,000 sq ft premise will become a base of operations for the charity, a youth drop in centre, training space and community centre where young people can belong and thrive.

Following the purchase of 22 Bank Street, the Trustees have drawn up plans for the phased development of the property for charitable use at an estimated total cost of £1.2million. The Trustees will not commit the Charity to Capital spending until funding for each phased element has been secured.

The charity continues to work with partners in local government, faith groups and the third sector to expand the programmes offered to children, young people and families.

We are also in active conversations with partners in surrounding local authorities about replication of our programmes to support more young people.

Financial review

Principal sources of funding

The Charity is primarily funded by grants and donations. We are extremely grateful to all those who funded us this year, without whom we would not be able to provide these services.

Results for the year

The Accounts for the year are set out on pages 11 to 33. The Statement of Financial Activities on page 11 shows a surplus of £263,489 (2024: surplus of £29,487), comprising a surplus on general funds after transfers of £10,678 (2024: deficit of £18,445), a surplus on designated funds after transfers of £132,588 (2024: £32,089) and a surplus on restricted funds of £120,223 (2024: surplus of £15,843).

Go! Youth Trust

Trustees' Report

Reserves

It is the policy of the Charity to maintain general funds of approximately three months of operating costs. This allows sufficient funds to enable the ongoing work of the Charity to be maintained. Per the Balance Sheet on page 12, the general fund at 30 June 2025 amounted to £30,184 (2024: £19,506) which meets this level. Restricted funds amounted to £225,369 (2024: £105,145).

Statement on risk

The Trustees have a duty to identify and review the risks to which the charity is exposed and to ensure appropriate controls are in place to provide reasonable assurance against fraud and error. The Trustees have considered those risks and are satisfied that they have introduced procedures to mitigate the possible effects of those risks.

Disclosure of information to auditor

Each trustee has taken steps that they ought to have taken as a trustee in order to make themselves aware of any relevant audit information and to establish that the charity's auditor is aware of that information. The trustees confirm that there is no relevant information that they know of and of which they know the auditor is unaware.

The annual report was approved by the trustees of the charity on 3 February 2026 and signed on its behalf by:



Chairman and Trustee

Go! Youth Trust

Statement of Trustees' Responsibilities

The trustees are responsible for preparing the Trustees' Annual Report and the financial statements in accordance with the United Kingdom Accounting Standards (United Kingdom Generally Accepted Accounting Practice) and applicable law and regulations.

The law applicable to charities requires the trustees to prepare financial statements for each financial year which give a true and fair view of the state of affairs of the charity and of the incoming resources and application of resources of the charity for that period. In preparing these financial statements, the trustees are required to:

- select suitable accounting policies and then apply them consistently;
- observe the methods and principles in the Charities SORP;
- make judgements and estimates that are reasonable and prudent;
- state whether applicable accounting standards have been followed, subject to any material departures disclosed and explained in the financial statements; and
- prepare the financial statements on the going concern basis unless it is inappropriate to presume that the charity will continue in business.

The trustees are responsible for keeping proper accounting records that disclose with reasonable accuracy at any time the financial position of the charity and enable them to ensure that the financial statements comply with the Charities and Trustee Investment (Scotland) Act 2005, the Charities Accounts (Scotland) Regulations 2006 (as amended) and the provisions of their Constitution. The trustees are also responsible for safeguarding the assets of the charity and hence for taking reasonable steps for the prevention and detection of fraud and other irregularities.

Go! Youth Trust

Independent Auditor's Report to the Members of Go! Youth Trust

Opinion

We have audited the financial statements of Go! Youth Trust (the 'charity') for the year ended 30 June 2025, which comprise the Statement of Financial Activities, Balance Sheet, Cash Flow Statement, and Notes to the Financial Statements, including a summary of significant accounting policies. The financial reporting framework that has been applied in their preparation is applicable law and United Kingdom Accounting Standards, comprising Charities SORP (FRS 102) and 'The Financial Reporting Standard applicable in the UK and Republic of Ireland' (FRS 102) (United Kingdom Generally Accepted Accounting Practice).

In our opinion the financial statements:

- give a true and fair view of the state of the charity's affairs as at 30 June 2025 and of its results for the year then ended;
- have been properly prepared in accordance with United Kingdom Generally Accepted Accounting Practice; and
- have been prepared in accordance with the requirements of the Charities and Trustee Investment (Scotland) Act 2005 and regulation 8 of the Charities Accounts (Scotland) Regulations 2006 (as amended).

Basis for opinion

We conducted our audit in accordance with International Standards on Auditing (UK) (ISAs (UK)) and applicable law. Our responsibilities under those standards are further described in the Auditor's responsibilities for the audit of the financial statements section of our report. We are independent of the charity in accordance with the ethical requirements that are relevant to our audit of the financial statements in the UK, including the FRC's Ethical Standard, and we have fulfilled our other ethical responsibilities in accordance with these requirements. We believe that the audit evidence we have obtained is sufficient and appropriate to provide a basis for our opinion.

Conclusions relating to going concern

In auditing the financial statements, we have concluded that the trustees use of the going concern basis of accounting in the preparation of the financial statements is appropriate.

Based on the work we have performed, we have not identified any material uncertainties relating to events or conditions that, individually or collectively, may cast significant doubt on the charity's ability to continue as a going concern for a period of at least twelve months from when the original financial statements were authorised for issue.

Our responsibilities and the responsibilities of the trustees with respect to going concern are described in the relevant sections of this report.

Other information

The trustees are responsible for the other information. The other information comprises the information included in the annual report, other than the financial statements and our auditor's report thereon. Our opinion on the financial statements does not cover the other information and, except to the extent otherwise explicitly stated in our report, we do not express any form of assurance conclusion thereon.

Go! Youth Trust

Independent Auditor's Report to the Members of Go! Youth Trust

In connection with our audit of the financial statements, our responsibility is to read the other information and, in doing so, consider whether the other information is materially inconsistent with the financial statements or our knowledge obtained in the audit or otherwise appears to be materially misstated. If we identify such material inconsistencies or apparent material misstatements, we are required to determine whether there is a material misstatement in the financial statements or a material misstatement of the other information. If, based on the work we have performed, we conclude that there is a material misstatement of this other information, we are required to report that fact.

We have nothing to report in this regard.

Matters on which we are required to report by exception

In the light of our knowledge and understanding of the charity and its environment obtained in the course of the audit, we have not identified material misstatements in the Trustees' Report.

We have nothing to report in respect of the following matters where the Charities Accounts (Scotland) Regulations 2006 (as amended) requires us to report to you if, in our opinion:

- adequate accounting records have not been kept, or returns adequate for our audit have not been received from branches not visited by us; or
- the financial statements are not in agreement with the accounting records and returns; or
- certain disclosures of trustees remuneration specified by law are not made; or
- we have not received all the information and explanations we require for our audit.

Responsibilities of trustees

As explained more fully in the Statement of Trustees' Responsibilities (set out on page 6), the trustees are responsible for the preparation of the financial statements and for being satisfied that they give a true and fair view, and for such internal control as the trustees determine is necessary to enable the preparation of financial statements that are free from material misstatement, whether due to fraud or error.

In preparing the financial statements, the trustees are responsible for assessing the charity's ability to continue as a going concern, disclosing, as applicable, matters related to going concern and using the going concern basis of accounting unless the trustees either intend to liquidate the charity or to cease operations, or have no realistic alternative but to do so.

Auditor's responsibilities for the audit of the financial statements

Our objectives are to obtain reasonable assurance about whether the financial statements as a whole are free from material misstatement, whether due to fraud or error, and to issue an auditor's report that includes our opinion. Reasonable assurance is a high level of assurance, but is not a guarantee that an audit conducted in accordance with ISAs (UK) will always detect a material misstatement when it exists. Misstatements can arise from fraud or error and are considered material if, individually or in the aggregate, they could reasonably be expected to influence the economic decisions of users taken on the basis of these financial statements.

Go! Youth Trust

Independent Auditor's Report to the Members of Go! Youth Trust

Extent to which the audit was considered capable of detecting irregularities, including fraud

We identify and assess the risks of material misstatement of the financial statements, whether due to fraud or error, and then design and perform audit procedures responsive to those risks, including obtaining audit evidence that is sufficient and appropriate to provide a basis for our opinion.

Identifying and assessing potential risks related to irregularities

Irregularities, including fraud, are instances of non-compliance with laws and regulations. We design procedures in line with our responsibilities, outlined above, to detect material misstatements in respect of irregularities, including fraud. The extent to which our procedures are capable of detecting irregularities, including fraud is detailed below:

- the nature of the regulated sector, control environment and understanding of the entity including, but not restricted to, the understanding that the trustees are not remunerated, and the prevalence of fraud in the sector especially in the current uncertain economic environment;
- results of our enquiries of trustees about their own identification and assessment of the risks of irregularities;
- any matters we identified having obtained and reviewed the Charity's documentation of their policies and procedures relating to:
 - identifying, evaluating and complying with laws and regulations and whether they were aware of any instances of non-compliance;
 - detecting and responding to the risks of fraud and whether they have knowledge of any actual, suspected or alleged fraud;
 - the internal controls established to mitigate risks of fraud or non-compliance with laws and regulations;
- the matters discussed among the audit engagement team regarding how and where fraud might occur in the financial statements and any potential indicators of fraud.

As a result of these procedures, we considered the opportunities that may exist within the organisation for fraud and identified the greatest potential for fraud in relation to revenue recognition. In common with all audits under ISAs (UK), we are also required to perform specific procedures to respond to the risk of management override.

We also obtained an understanding of the legal and regulatory frameworks that the Charity operates in, focusing on provisions of those laws and regulations that had a direct effect on the determination of material amounts and disclosures in the financial statements. The key laws and regulations we considered in this context included the charity's own constitution, and various charity-specific legislation, including The Charities and Trustee Investment (Scotland) Act 2005.

Our procedures to respond to risks identified included the following:

- reviewing the financial statement disclosures and testing to supporting documentation to assess compliance with provisions of relevant laws and regulations described as having a direct effect on the financial statements;
- enquiring of Trustees concerning actual and potential litigation and claims;
- performing analytical procedures to identify any unusual or unexpected relationships that may indicate risks of material misstatement due to fraud;

Go! Youth Trust

Independent Auditor's Report to the Members of Go! Youth Trust

- reading minutes of meetings of those charged with governance;
- tested a sample of income for understatement and other relevant audit procedures while consideration was given to revenue recognition;
- tested a sample of expenditure for overstatement and other relevant procedures;
- in addressing the risk of fraud through management override of controls, testing the appropriateness of journal entries and other adjustments; assessing whether the judgements made in making accounting estimates are indicative of a potential bias; and evaluating the business rationale of any significant transactions that are unusual or outside the normal course of business.


We also communicated relevant identified laws and regulations and potential fraud risks to all engagement team members and remained alert to any indications of fraud or non-compliance with laws and regulations throughout the audit.

Due to the inherent limitations of an audit, there is an unavoidable risk that we may not have detected some material misstatements in the financial statements, even though we have properly planned and performed our audit in accordance with auditing standards. For example, as with any audit, there remained a higher risk of non-detection of irregularities, as these may involve collusion, forgery, intentional omissions, misrepresentations, or the override of internal controls. We are not responsible for preventing fraud or non-compliance with laws and regulations and cannot be expected to detect all fraud and non-compliance with laws and regulations.

A further description of our responsibilities for the audit of the financial statements is located on the Financial Reporting Council's website at www.frc.org.uk/auditorsresponsibilities. This description forms part of our auditor's report.

Use of our report

This report is made solely to the charity trustees, as a body, in accordance with section 44 (1)(c) of the Charities and Trustee Investment (Scotland) Act 2005 and Regulation 10 of the Charities Accounts (Scotland) Regulations 2006 (as amended). Our work has been undertaken so that we might state to the trustees those matters we are required to state to trustees in an auditors' report and for no other purpose. To the fullest extent permitted by law, we do not accept or assume responsibility to anyone other than the charity and its trustees as a body, for our audit work, for this report, or for the opinions we have formed.



Morris & Young , Statutory Auditor
Eligible to act as an auditor in terms of section 1212 of the Companies Act 2006
Chartered Accountants
6 Atholl Crescent
Perth
PH1 5JN

19 February 2026

Go! Youth Trust

Statement of Financial Activities for the Year Ended 30 June 2025

	Note	Unrestricted funds		Restricted funds	Total	Unrestricted funds		Restricted funds	Total
		General	Designated		2025	General	Designated		2024
		£	£	£	£	£	£	£	£
						(restated)		(restated)	(restated)
Income and Endowments from:									
Donations and legacies	2	34,614	61,667	436,162	532,443	151,082	-	133,078	284,160
Charitable activities	4	79,714	-	181,540	261,254	107,069	-	40,766	147,835
Investment income	5	1,681	-	-	1,681	1,187	-	39	1,226
Other income		1	-	-	1	-	-	-	-
Total Income		116,010	61,667	617,702	795,379	259,338	-	173,883	433,221
Expenditure on:									
Raising funds		-	-	(39,502)	(39,502)	(37,464)	-	-	(37,464)
Charitable activities	8	(108,512)	(61,642)	(322,234)	(492,388)	(188,607)	(2,447)	(175,216)	(366,270)
Total Expenditure		(108,512)	(61,642)	(361,736)	(531,890)	(226,071)	(2,447)	(175,216)	(403,734)
Net income/(expenditure)		7,498	25	255,966	263,489	33,267	(2,447)	(1,333)	29,487
Gross transfers between funds		3,180	132,563	(135,743)	-	(51,712)	34,536	17,176	-
Net movement in funds		10,678	132,588	120,223	263,489	(18,445)	32,089	15,843	29,487
Reconciliation of funds									
Total funds brought forward		19,506	110,546	105,145	235,197	37,951	78,457	89,302	205,710
Total funds carried forward	22	30,184	243,134	225,368	498,686	19,506	110,546	105,145	235,197

All of the charity's activities derive from continuing operations during the above two periods. The funds breakdown for 2024 is shown in note 22.

Go! Youth Trust
(Registration number: 44089)
Balance Sheet as at 30 June 2025

	Note	2025 £	As restated 2024 £
Fixed assets			
Tangible assets	15	379,269	255,460
Current assets			
Debtors	16	26,737	4,746
Cash at bank and in hand		288,331	149,767
		315,068	154,513
Creditors: Amounts falling due within one year	17	(23,437)	(13,140)
Net current assets		291,631	141,373
Total assets less current liabilities		670,900	396,833
Creditors: Amounts falling due after more than one year	18	(172,214)	(161,636)
Net assets		498,686	235,197
Funds of the charity:			
Restricted		225,368	105,145
Unrestricted income funds			
Unrestricted		273,318	130,052
Total funds	22	498,686	235,197

The financial statements on pages 11 to 33 were approved by the trustees, and authorised for issue on 3 February 2026 and signed on their behalf by:


Trustee

Go! Youth Trust

Cash Flow Statement for the Year Ended 30 June 2025

	Note	2025 £	2024 £
Cash flows from operating activities			
Net cash income		263,489	29,487
Adjustments to cash flows from non-cash items			
Depreciation	15	22,940	2,447
Investment income	5	(1,681)	(1,226)
Interest payable	9	<u>13,220</u>	<u>-</u>
		297,968	30,708
Working capital adjustments			
(Increase)/decrease in debtors	16	(21,991)	17,746
Increase in creditors	17	<u>6,689</u>	<u>803</u>
Net cash flows from operating activities		<u>282,666</u>	<u>49,257</u>
Cash flows from investing activities			
Interest receivable and similar income	5	1,681	1,226
Purchase of tangible fixed assets	15	(152,419)	(179,450)
Sale of tangible fixed assets		<u>5,670</u>	<u>-</u>
Net cash flows from investing activities		<u>(145,068)</u>	<u>(178,224)</u>
Cash flows from financing activities			
Interest payable and similar charges	9	(13,220)	-
Value of new loans obtained during the period	17, 18	30,303	168,356
Repayment of loans and borrowings	17, 18	(6,828)	-
Repayment of capital element of finance leases and HP contracts	17, 18	<u>(9,289)</u>	<u>-</u>
Net cash flows from financing activities		<u>966</u>	<u>168,356</u>
Net increase in cash and cash equivalents		138,564	39,389
Cash and cash equivalents at 1 July		<u>149,767</u>	<u>110,378</u>
Cash and cash equivalents at 30 June		<u><u>288,331</u></u>	<u><u>149,767</u></u>

All of the cash flows are derived from continuing operations during the above two periods.

Go! Youth Trust

Notes to the Financial Statements for the Year Ended 30 June 2025

1 Accounting policies

Statement of compliance

The financial statements have been prepared in accordance with Accounting and Reporting by Charities: Statement of Recommended Practice applicable to charities preparing their accounts in accordance with the Financial Reporting Standard applicable in the UK and Republic of Ireland (FRS 102) (effective 1 January 2019) - (Charities SORP (FRS 102)), the Financial Reporting Standard applicable in the UK and Republic of Ireland (FRS 102), the Charities and Trustee Investment (Scotland) Act 2005 and the Charities Accounts (Scotland) Regulations 2006 (as amended).

Basis of preparation

Go! Youth Trust meets the definition of a public benefit entity under FRS 102. Assets and liabilities are initially recognised at historical cost or transaction value unless otherwise stated in the relevant accounting policy notes.

These financial statements are presented in sterling (£) and rounded to the nearest £1.

Going concern

The trustees consider that there are no material uncertainties about the charity's ability to continue as a going concern.

Income and endowments

Voluntary income including donations, gifts, legacies and grants that provide core funding or are of a general nature is recognised when the charity has entitlement to the income, it is probable that the income will be received and the amount can be measured with sufficient reliability.

Donations and legacies

Donations and legacies are recognised on a receivable basis when receipt is probable and the amount can be reliably measured.

Grants receivable

Grants are recognised when the charity has an entitlement to the funds and any conditions linked to the grants have been met. Where performance conditions are attached to the grant and are yet to be met, the income is recognised as a liability and included on the balance sheet as deferred income to be released.

Donated services and facilities

The charity receives weekly donations of bakery goods from Greggs throughout the year.

The value of donated goods and services have not been quantified for the purposes of the financial statements. We are extremely grateful for these donations to our organisation.

Go! Youth Trust

Notes to the Financial Statements for the Year Ended 30 June 2025

Expenditure

All expenditure is recognised once there is a legal or constructive obligation to that expenditure, it is probable settlement is required and the amount can be measured reliably. All costs are allocated to the applicable expenditure heading that aggregate similar costs to that category. Where costs cannot be directly attributed to particular headings they have been allocated on a basis consistent with the use of resources, with central staff costs allocated on the basis of time spent, and depreciation charges allocated on the portion of the asset's use. Other support costs are allocated based on the spread of staff costs.

Raising funds

These are costs incurred in attracting voluntary income,

Charitable activities

Charitable expenditure comprises those costs incurred by the charity in the delivery of its activities and services for its beneficiaries. It includes both costs that can be allocated directly to such activities and those costs of an indirect nature necessary to support them.

Volunteers

The charity relies heavily on the contribution of significant volunteer time for the delivery of its programme of activities.

The charity had 85 (2024: 75) volunteers during the year who assisted the charity in the following areas:

- Mentors
- Camp leaders
- Kitchen support
- Building maintenance
- Employability course support
- Trustees

Support costs

Support costs include central functions and have been allocated to activity cost categories on a basis consistent with the use of resources, for example, allocating property costs by floor areas, or per capita, staff costs by the time spent and other costs by their usage.

Governance costs

These include the costs attributable to the charity's compliance with constitutional and statutory requirements, including audit, strategic management and trustees's meetings and reimbursed expenses.

Taxation

The charity is exempt from Corporation Tax on its charitable activities.

Go! Youth Trust

Notes to the Financial Statements for the Year Ended 30 June 2025

Tangible fixed assets

Individual fixed assets costing £2,000 or more are initially recorded at cost, less any subsequent accumulated depreciation and subsequent accumulated impairment losses.

Depreciation and amortisation

Depreciation is provided on tangible fixed assets so as to write off the cost or valuation, less any estimated residual value, over their expected useful economic life as follows:

Asset class	Depreciation method and rate
Buildings	Not depreciated
Assets under construction	Not depreciated until renovation work complete
Furniture, fittings and equipment	10 - 20% straight line
Motor vehicles	20% straight line

Debtors

Debtors are recognised initially at the transaction price. They are subsequently measured at amortised cost using the effective interest method, less provision for impairment. A provision for the impairment of debtors is established when there is objective evidence that the charity will not be able to collect all amounts due according to the original terms of the receivables.

Cash and cash equivalents

Cash and cash equivalents comprise cash on hand and bank deposits.

Creditors

Creditors are recognised initially at the transaction price. They are subsequently measured at amortised cost using the effective interest method, less provision for impairment.

Fund structure

Unrestricted income funds are general funds that are available for use at the trustees's discretion in furtherance of the objectives of the charity.

Designated funds are unrestricted funds set aside for specific purposes at the discretion of the trustees.

Restricted income funds are those donated for use in a particular area or for specific purposes, the use of which is restricted to that area or purpose.

Go! Youth Trust

Notes to the Financial Statements for the Year Ended 30 June 2025

Pensions

The charity operates a defined contribution pension scheme which is a pension plan under which fixed contributions are paid into a pension fund and the charity has no legal or constructive obligation to pay further contributions even if the fund does not hold sufficient assets to pay all employees the benefits relating to employee service in the current and prior periods.

Contributions to defined contribution plans are recognised in the Statement of Financial Activities when they are due. If contribution payments exceed the contribution due for service, the excess is recognised as a prepayment.

Financial instruments

The charity only has financial assets and liabilities of a kind that would qualify as basic financial instruments which are recognised at their transaction value and subsequently measured at their settlement value.

Go! Youth Trust

Notes to the Financial Statements for the Year Ended 30 June 2025

2 Income from donations and legacies

	Unrestricted funds Designated £	Unrestricted funds General £	Restricted funds £	Total 2025 £	Unrestricted funds General £	Restricted funds £	Total 2024 £
Donations - individuals	-	14,770	4,041	18,811	16,141	9,000	25,141
Donations - churches	-	3,765	-	3,765	4,940	-	4,940
Donations - organisations	-	11,456	3,000	14,456	6,144	-	6,144
Gift aid reclaimed	-	4,623	-	4,623	2,151	-	2,151
Grants from other charities	61,667	-	429,121	490,788	121,706	124,078	245,784
	<u>61,667</u>	<u>34,614</u>	<u>436,162</u>	<u>532,443</u>	<u>151,082</u>	<u>133,078</u>	<u>284,160</u>

Go! Youth Trust

Notes to the Financial Statements for the Year Ended 30 June 2025

3 Grants received

	2025		2024	
	Unrestricted	Restricted	Unrestricted	Restricted
	£	£	£	£
Analysis				
Energy Savings Trust	-	74,875	-	-
Robertson Trust	-	30,000	25,000	-
Milne Family Foundation	-	26,400	26,400	-
CSJ Foundation	25,000	-	-	-
Soutar Foundation	20,000	-	20,000	-
The Vardy Foundation	16,667	-	16,666	-
BBC Children in Need	-	14,700	14,700	-
Tesco Groundwork UK	-	6,000	-	-
Community School	-	600	-	-
Asda Foundation	-	600	-	-
The National Lottery Fund	-	32,468	-	31,044
Garfield Weston Foundation	-	30,000	-	-
Gannochy Trust	-	27,000	-	-
Grantscape	-	24,324	-	-
CVS Falkirk	-	22,500	-	22,600
Northwood Trust	-	20,000	-	17,500
Fyrish Foundation	-	20,000	-	-
Robert Barr Charitable Trust	-	20,000	-	-
Foundation Scotland	-	17,496	-	16,259
Falkirk Council	-	9,309	-	2,500
The Crerar Trust	-	8,000	-	-
John Scott Charitable Trust	-	5,000	4,000	-
Percy Bilton	-	5,000	-	-
Rozelle Trust	-	5,000	-	-
Callendar Charitable Trust	-	4,250	3,250	-
Barrack Charitable Trust	-	4,000	-	-
The Grace Trust	-	3,000	-	-
Cash for Kids	-	2,899	-	2,795
JD Foundation	-	2,500	-	-
Big Give	-	2,300	-	-
Ward Family Charitable Trust	-	1,000	1,000	-
Paristamen Charity	-	1,000	-	-
Kingdom Housing Association	-	500	-	-
Agnes Watt Trust	-	400	-	-

Go! Youth Trust

Notes to the Financial Statements for the Year Ended 30 June 2025

	2025		2024	
	Unrestricted	Restricted	Unrestricted	Restricted
	£	£	£	£
Ironmongers' Trust Company	-	-	4,000	-
Bishop Radford Trust	-	-	2,000	-
Nimar Charitable Trust	-	-	2,000	-
Big Give (Dr Guthrie Association)	-	-	840	-
Big Give (Mugdock Children's Trust)	-	-	800	-
Paristamen Charity	-	-	750	-
NHS Forth Valley Community Grant	-	-	300	-
Others - anonymous	-	8,000	-	9,000
The Baird Trust	-	-	-	5,000
Sir Hugh Fraser Foundation	-	-	-	5,000
The Challenge Trust	-	-	-	4,000
Hedley Foundation	-	-	-	2,880
KFC Community Fund	-	-	-	2,500
The Orcome Trust	-	-	-	2,000
Erskine Cunningham Hill Trust	-	-	-	1,000
	<u>61,667</u>	<u>429,121</u>	<u>121,706</u>	<u>124,078</u>

We are extremely grateful to all of our funders for the grants they have provided this year.

Go! Youth Trust

Notes to the Financial Statements for the Year Ended 30 June 2025

4 Income from charitable activities

	Unrestricted funds General £	Restricted funds £	Total 2025 £	Unrestricted funds General £	Restricted funds £	Total 2024 £
Fundraising income	2,860	12,898	15,758	9,320	-	9,320
ERI Foundry income	750	-	750	6,127	-	6,127
Centre hire	300	-	300	-	-	-
Church partnership fees	2,550	2,400	4,950	4,750	-	4,750
Residential fees	17,252	-	17,252	70	16,706	16,776
Training fees	56,002	166,242	222,244	86,802	19,200	106,002
Streetwork fees	-	-	-	-	4,860	4,860
	<u>79,714</u>	<u>181,540</u>	<u>261,254</u>	<u>107,069</u>	<u>40,766</u>	<u>147,835</u>

Go! Youth Trust

Notes to the Financial Statements for the Year Ended 30 June 2025

5 Investment income

	Unrestricted funds General £	Total 2025 £	Total 2024 £
Interest receivable and similar income;			
Bank interest receivable	1,681	1,681	1,226

6 Other income

	Unrestricted funds General £	Total 2025 £	Total 2024 £
Gains on sale of intangible fixed assets for charity's own use	1	1	-

7 Expenditure on raising funds

a) Costs of generating donations and legacies

	Note	Restricted funds £	Total 2025 £	Total 2024 £
Staff costs		39,502	39,502	36,250
Fundraising expenses		-	-	1,214
		39,502	39,502	37,464

Go! Youth Trust

Notes to the Financial Statements for the Year Ended 30 June 2025

8 Expenditure on charitable activities

	Unrestricted funds General £	Unrestricted funds Designated £	Restricted funds £	Total 2025 £	Unrestricted funds General £	Unrestricted funds Designated £	Restricted funds £	Total 2024 £
Staff costs	50,243	38,702	231,299	320,244	141,622	-	96,508	238,130
Resources costs	1,870	-	5,541	7,411	4,204	-	6,253	10,457
Accommodation costs	7,456	-	12,943	20,399	2,866	-	19,844	22,710
Activities costs	4,930	-	8,621	13,551	1,944	-	6,267	8,211
Rent, utilities and insurance	7,645	-	23,243	30,888	4,339	-	7,197	11,536
Repairs and maintenance	4,322	-	1,994	6,316	2,684	-	4,994	7,678
Vehicle and travel costs	5,426	-	2,734	8,160	6,920	-	3,911	10,831
Food costs	3,076	-	5,076	8,152	2,160	-	8,136	10,296
Subscriptions, training and qualifications	4,797	-	1,608	6,405	1,806	-	752	2,558
Advertising and marketing	-	-	2,640	2,640	174	-	312	486
Depreciation	-	22,940	-	22,940	-	2,447	-	2,447
Allocated support costs	13,347	-	19,755	33,102	18,988	-	5,545	24,533
Governance costs	5,400	-	6,780	12,180	900	-	15,497	16,397
	108,512	61,642	322,234	492,388	188,607	2,447	175,216	366,270

Go! Youth Trust

Notes to the Financial Statements for the Year Ended 30 June 2025

9 Analysis of governance and support costs

Charitable activities expenditure

	Unrestricted funds General £	Restricted funds £	Total 2025 £	Total 2024 £
IT equipment, website and software	2,980	6,714	9,694	9,172
Office costs	7,067	1,551	8,618	9,395
Payroll fees	-	1,570	1,570	1,476
Loan interest	2,856	8,715	11,571	4,490
HP Interest	444	1,205	1,649	-
	<u>13,347</u>	<u>19,755</u>	<u>33,102</u>	<u>24,533</u>

Governance costs

	Unrestricted funds General £	Restricted funds £	Total 2025 £	Total 2024 £
Audit of the financial statements	4,200	-	4,200	-
Other fees paid to auditors	1,200	-	1,200	-
Independent examiner's fee	-	-	-	900
Legal fees	-	6,780	6,780	15,497
	<u>5,400</u>	<u>6,780</u>	<u>12,180</u>	<u>16,397</u>

10 Net incoming/outgoing resources

Net incoming resources for the year include:

	2025 £	2024 £
Audit fees	4,200	-
Depreciation of fixed assets	<u>22,940</u>	<u>2,447</u>

Go! Youth Trust

Notes to the Financial Statements for the Year Ended 30 June 2025

11 Trustees remuneration and expenses

No trustees, nor any persons connected with them, have received any remuneration from the charity during the year.

No trustees have received any reimbursed expenses from the charity during the year.

Donations made by the trustees without any conditions attached totalled £550 given towards the Big Give campaign for the year (2024 - £Nil).

Ross Clark paid £500 (2024 - £850) in residential fees during the year for himself and his young person to participate in residential camps. The amounts paid were at the same rate as other participants.

12 Staff costs

The aggregate payroll costs were as follows:

	2025 £	2024 £
Staff costs during the year were:		
Wages and salaries	322,104	244,872
Social security costs	21,275	16,321
Pension costs	13,927	9,786
Other staff costs	<u>2,440</u>	<u>3,401</u>
	<u>359,746</u>	<u>274,380</u>

The monthly average number of persons (including senior management team) employed by the charity during the year expressed as full time equivalents was as follows:

	2025 No	2024 No
Average number of employees	<u>15</u>	<u>10</u>

No employee received emoluments of more than £60,000 during the year

The total employee benefits of the key management personnel of the charity were £59,531 (2024 - £48,452).

13 Auditors' remuneration

	2025 £	2024 £
Audit of the financial statements	<u>4,200</u>	<u>-</u>

Go! Youth Trust

Notes to the Financial Statements for the Year Ended 30 June 2025

The financial statements were not audited in the previous year.

14 Taxation

The charity is a registered charity and is therefore exempt from taxation.

15 Tangible fixed assets

	Land and buildings £	Assets under construction £	Furniture and equipment £	Motor vehicles £	Total £
Cost					
At 1 July 2024	245,000	-	4,571	27,890	277,461
Additions	-	49,956	-	102,463	152,419
Disposals	-	-	-	(27,890)	(27,890)
At 30 June 2025	<u>245,000</u>	<u>49,956</u>	<u>4,571</u>	<u>102,463</u>	<u>401,990</u>
Depreciation					
At 1 July 2024	-	-	1,671	20,330	22,001
Charge for the year	-	-	557	22,383	22,940
Eliminated on disposals	-	-	-	(22,220)	(22,220)
At 30 June 2025	<u>-</u>	<u>-</u>	<u>2,228</u>	<u>20,493</u>	<u>22,721</u>
Net book value					
At 30 June 2025	<u>245,000</u>	<u>49,956</u>	<u>2,343</u>	<u>81,970</u>	<u>379,269</u>
At 30 June 2024	<u>245,000</u>	<u>-</u>	<u>2,900</u>	<u>7,560</u>	<u>255,460</u>

Go! Youth Trust

Notes to the Financial Statements for the Year Ended 30 June 2025

16 Debtors

	2025 £	2024 £
Trade debtors	<u>26,737</u>	<u>4,746</u>

17 Creditors: amounts falling due within one year

	2025 £	2024 £
Other loans	6,720	6,720
Hire purchase	3,608	-
Other taxation and social security	4,907	3,180
Other creditors	2,466	1,800
Accruals	<u>5,736</u>	<u>1,440</u>
	<u>23,437</u>	<u>13,140</u>

18 Creditors: amounts falling due after one year

	2025 £	2024 £
Other loans	154,808	161,636
Hire purchase	<u>17,406</u>	<u>-</u>
	<u>172,214</u>	<u>161,636</u>

Other loans represents a loan from Social Investment Scotland, which has a repayment term of 15 years at an interest rate of 7% fixed for the term of the loan.

Go! Youth Trust

Notes to the Financial Statements for the Year Ended 30 June 2025

19 Pension and other schemes

Defined contribution pension scheme

The charity operates a defined contribution pension scheme. The pension cost charge for the year represents contributions payable by the charity to the scheme and amounted to £13,927 (2024 - £9,786).

20 Commitments

Funding commitments

Following the purchase of 22 Bank Street, the Trustees have drawn up plans for the development of the property for charitable use at an estimated cost of £1.2 million. The Trustees will not commit the charity to this spend until all the funding is secured.

21 Related party transactions

There were no related party transactions in the year.

Go! Youth Trust

Notes to the Financial Statements for the Year Ended 30 June 2025

22 Funds

	Balance at 1 July 2024 £	Incoming resources £	Resources expended £	Transfers £	Balance at 30 June 2025 £
Unrestricted funds					
<i>General</i>					
General fund	19,506	116,010	(108,512)	3,180	30,184
<i>Designated</i>					
Designated assets fund	87,104	-	(22,940)	132,563	196,727
Designated - development in new geographical areas	23,442	61,667	(38,702)	-	46,407
	<u>110,546</u>	<u>61,667</u>	<u>(61,642)</u>	<u>132,563</u>	<u>243,134</u>
Total unrestricted funds	<u>130,052</u>	<u>177,677</u>	<u>(170,154)</u>	<u>135,743</u>	<u>273,318</u>
Restricted funds					
Building Fund	3,980	155,027	(7,732)	(56,069)	95,206
Universal Youth Work Fund	17,603	47,528	(53,262)	-	11,869
Camp Residentials Fund	6,914	16,133	(16,431)	-	6,616
Mentoring Fund	27,347	40,000	(44,543)	(4,010)	18,794
Family Support Fund	-	14,000	(6,361)	-	7,639
Propel Fund	-	75,313	(47,560)	-	27,753
Skills Academy Fund	4,869	68,729	(59,458)	-	14,140
Core/Development Costs Fund	24,345	71,101	(75,041)	(789)	19,616
Vehicle Fund	-	74,875	-	(74,875)	-
Personal Development Fund	20,087	54,996	(51,348)	-	23,735
Total restricted funds	<u>105,145</u>	<u>617,702</u>	<u>(361,736)</u>	<u>(135,743)</u>	<u>225,368</u>
Total funds	<u>235,197</u>	<u>795,379</u>	<u>(531,890)</u>	<u>-</u>	<u>498,686</u>

Go! Youth Trust

Notes to the Financial Statements for the Year Ended 30 June 2025

	Balance at 1 July 2023 £	Incoming resources £	Resources expended £	Transfers £	As Restated Balance at 30 June 2024 £
Unrestricted funds					
<i>General</i>					
General fund	37,951	259,338	(226,071)	(51,712)	19,506
<i>Designated</i>					
Designated assets fund	78,457	-	(2,447)	11,094	87,104
Designated - development in new geographical areas	-	-	-	23,442	23,442
	<u>78,457</u>	<u>-</u>	<u>(2,447)</u>	<u>34,536</u>	<u>110,546</u>
Total unrestricted funds	<u>116,408</u>	<u>259,338</u>	<u>(228,518)</u>	<u>(17,176)</u>	<u>130,052</u>
Restricted funds					
Go! For It Fund	-	2,880	(811)	(2,069)	-
Switch Fund	1,049	-	(1,049)	-	-
Catalyst Fund	11,974	8	(11,982)	-	-
On Ye Go Fund	-	2,500	(2,500)	-	-
Building Fund	15,446	14,039	(22,777)	(2,728)	3,980
Roots Fund	1,036	-	(1,036)	-	-
Universal Youth Work Fund	-	58,839	(26,942)	(14,294)	17,603
Thrive Fund	29,720	22,620	(34,136)	(18,204)	-
Camp Residentials Fund	12,043	29,678	(29,654)	(5,153)	6,914
Mentoring Fund	(182)	3,000	(1,266)	25,795	27,347
NXT Fund	4,220	35,459	(33,259)	(6,420)	-
Princes Trust Team Programme Fund	9,052	-	-	(9,052)	-
Streetwork Fund	4,944	4,860	(9,804)	-	-
Skills Academy Fund	-	-	-	4,869	4,869
Core/Development Costs Fund	-	-	-	24,345	24,345
Personal Development Fund	-	-	-	20,087	20,087
	<u>-</u>	<u>-</u>	<u>-</u>	<u>20,087</u>	<u>20,087</u>
Total restricted funds	<u>89,302</u>	<u>173,883</u>	<u>(175,216)</u>	<u>17,176</u>	<u>105,145</u>
Total funds	<u>205,710</u>	<u>433,221</u>	<u>(403,734)</u>	<u>-</u>	<u>235,197</u>

Go! Youth Trust

Notes to the Financial Statements for the Year Ended 30 June 2025

The specific purposes for which the funds are to be applied are as follows:

Unrestricted funds:

The General fund represents all income and expenditure relating to the primary focus activities of the charity, other than those for which funding is restricted.

The Designated assets fund represents the value of the charity's fixed assets, net of financing loans, to ringfence them from those assets which are liquid and available for the Trustees to utilise.

The Trustees designated funding from the Centre for Social Justice, the Vardy Foundation, and the Souter Charitable Trust to support the development of the charity's work in new geographical areas, including Clackmannanshire and Stirling. These funds remain unrestricted but have been designated to reflect the charity's strategic priorities.

Restricted funds:

The Go/ For It Fund represents funds raised and related expenditure for the Go! For It programme.

The Switch Fund represents funds raised and related expenditure for the Switch programme.

The Catalyst Fund represents funds raised and related expenditure for the Catalyst programme.

The On Ye Go Fund represents funds raised and related expenditure for the On Ye Go programme.

The Building Fund represents funds raised and related expenditure for the new building.

The Roots Fund (previously called the Ark fund) represents funds raised and related expenditure for the Roots programme.

The Universal Youth Work Fund represents funds raised and related expenditure for our mid-week youth work drop-ins and holiday programmes which are open to all young people.

The Thrive Fund represents funds raised and related expenditure for our Thrive programme supporting young women with mental health problems and/or social isolation.

The Camp Residentials Fund represents grants provided for residential activities and resources.

The Mentoring Fund represents funds provided for 1:1 mentoring of young people and activity costs.

The NXT fund represents funding for the delivery of a bespoke school programme for young people.

The Princes Trust Team Programme Fund represents funds raised and related expenditure for our Princes Trust Team programme. This was incorrectly restricted last year and has now been transferred into the Skills Academy work through the general funding of the charity.

Go! Youth Trust

Notes to the Financial Statements for the Year Ended 30 June 2025

The Streetwork Fund represents funds raised and related expenditure for our Streetwork project.

The Skills Academy Fund represents funds raised to support the Skills Academy Team Programme.

The Core/Development Costs Fund represents funds to support core running and development costs.

The Personal Development Fund was previously the Thrive Fund and NXT Fund, as detailed above.

Restatement of 2024 Fund Balances

This approach was adopted to strengthen financial governance and internal control. By aligning the structure of charitable funds in the accounts with funder-specific reporting requirements, we reduce the risk of misinterpretation, duplication, or parallel tracking of funds, and provide a clearer audit trail from funder agreement through to financial statements.

The funds were restated by way of transfers.

Go! Youth Trust

Notes to the Financial Statements for the Year Ended 30 June 2025

23 Analysis of net assets between funds

	Unrestricted funds		Restricted funds	Total funds
	General	Designated		2025
	£	£	£	£
Tangible fixed assets	-	379,269	-	379,269
Current assets	43,293	46,407	225,368	315,068
Current liabilities	(13,109)	(10,328)	-	(23,437)
Creditors over 1 year	-	(172,214)	-	(172,214)
Total net assets	<u>30,184</u>	<u>243,134</u>	<u>225,368</u>	<u>498,686</u>
	Unrestricted funds		Restricted funds	Total funds
	General	Designated		2024
	£	£	£	£
Tangible fixed assets	-	255,460	-	255,460
Current assets	25,926	23,442	105,145	154,513
Current liabilities	(6,420)	(6,720)	-	(13,140)
Creditors over 1 year	-	(161,636)	-	(161,636)
Total net assets	<u>19,506</u>	<u>110,546</u>	<u>105,145</u>	<u>235,197</u>

24 Analysis of net funds

	At 1 July 2024	Financing cash flows	At 30 June 2025
	£	£	£
Cash at bank and in hand	<u>149,767</u>	<u>138,564</u>	<u>288,331</u>
Net funds	<u>149,767</u>	<u>138,564</u>	<u>288,331</u>
	At 1 July 2023	Financing cash flows	At 30 June 2024
	£	£	£
Cash at bank and in hand	<u>110,378</u>	<u>39,389</u>	<u>149,767</u>
Net funds	<u>110,378</u>	<u>39,389</u>	<u>149,767</u>