

# Redeemed Christian Church of God (RCCG) Edinburgh Tabernacle

Scotland · Charity number SC042076

## Details

---

|            |   |
|------------|---|
| Known as   | RCCG Edinburgh Tabernacle                 |
| Status     | Active                                    |
| Legal form | Unincorporated association                |
| Part of    | RCCG Jesus House Aberdeen (SC037926)      |
| Registered | 2011-02-09                                |
| Register   | <a href="#">View on the OSCR register</a> |

## Contact

---

|         |   |
|---------|---|
| Address | 41 - 42 Inverleith Gardens<br>Edinburgh<br>EH3 5PR                                    |
| Website | <a href="http://www.edinburghtabernacle.org/">http://www.edinburghtabernacle.org/</a> |

## Activities

---

**Activities:** 'It makes grants, donations, loans, gifts or pensions to individuals','It makes grants, donations or gifts to organisations','It carries out activities or services itself'

**Purposes:** 'the advancement of education','the advancement of religion','the relief of those in need by reason of age, ill-health, disability, financial hardship or other disadvantage'

**What the charity does:** We aim to be a place of worship, spiritual growth, and community support for individuals and families in Edinburgh and the surrounding areas. Our charitable purposes include: The advancement of religion The advancement of Christian education The relief of those in need by reason of age, ill-health, financial hardship, or other disadvantage We carry out our mission through a range of religious and community-based activities, including: Weekly worship services, Bible studies, and prayer meetings open to the public Youth and children's ministry programs that offer spiritual education and mentoring Marriage, family, and life counselling based on Christian principles Community outreach initiatives, such as food donations, support for the homeless, and visits to care homes Training and discipleship programs that equip members for leadership and service in the church and wider community All of our activities are open to the public and designed to foster spiritual growth

**Beneficiaries:** 'No specific group, or for the benefit of the community'

**Objectives:** The advancement and propagation of the gospel of God and His Christ, the relief of poverty, sickness and distress, the advancement of education and learning everywhere in the world as the trustees determine, in particular but not exclusively in Edinburgh and other cities and towns and localities in Scotland, the United Kingdom, Europe, Nigeria and worldwide.

## Geography

---

- **Main operating location:** City of Edinburgh
- **Geographical spread:** A specific local point, community or neighbourhood

## Finances

---

| Period end | Income   | Expenditure | Assets | Employees |
|------------|----------|-------------|--------|-----------|
| 2024-12-31 | £243,026 | £197,567    | -      | 1         |
| 2023-12-31 | £228,923 | £212,353    | -      | 0         |
| 2022-12-31 | £149,158 | £124,010    | -      | 1         |
| 2021-12-31 | £114,152 | £95,038     | -      | 0         |
| 2020-12-31 | £104,568 | £89,335     | -      | 0         |

**Redeemed Christian Church of God (RCCG) Edinburgh Tabernacle**

Scotland - Charity number SC042076

---

# Accounts

---

RCCG - EDINBURGH TABERNACLE

Report of the Trustees and Unaudited Financial Statements

For the year ended 31 December 2024

RCCG - EDINBURGH TABERNACLE  
Contents Page  
For the year ended 31 December 2024

|   |         |
|---|---------|
| Report of the Trustees                        | 1 to 3  |
| Independent Examiner's Report to the Trustees | 4       |
| Statement of Financial Activities             | 5       |
| Statement of Financial Position               | 6       |
| Notes to the Financial Statements             | 7 to 11 |
| Detailed Statement of Financial Activities    | 12      |

**RCCG - EDINBURGH TABERNACLE**  
**Report of the Trustees**  
**For the year ended 31 December 2024**

The Trustees have pleasure in presenting their report and the financial statements for the charity for the year ended 31 December 2024. The Trustees have adopted the provisions of Accounting and Reporting by Charities: Statement of Recommended Practice applicable to charities preparing their accounts in accordance with the Financial Reporting Standard applicable in the UK and the Republic of Ireland (FRS 102) (effective 1 January 2019).

**OBJECTIVES AND ACTIVITIES**

**Objectives and aims**

The trustees have considered the Charity Commission's guidance on public benefit, including the guidance 'public benefit: running a charity (PB2)'.

**RCCG - EDINBURGH TABERNACLE**  
**Report of the Trustees Continued**  
**For the year ended 31 December 2024**

**ACHIEVEMENTS AND PERFORMANCE**

**OBJECTIVES AND ACTIVITIES**

This report highlights the church's principal activities, achievements during 2024, and plans for the future. Our mission remains focused on sharing the Christian faith, serving the community, and fostering growth and development within both the church and wider society.

**Principal Activity**

The church exists to nurture Christian faith and values among its members and the wider community in Edinburgh. Our work prioritises alleviating poverty, advancing religious practice, promoting citizenship, encouraging community development, supporting recreational activities, and fostering religious and racial harmony. These aims are pursued through regular worship, targeted outreach, and practical support such as food distribution, assistance for older people, and initiatives that promote the spiritual well-being of the community.

**Review of Activities for 2024**

Throughout 2024, the church remained faithful to its mission through a wide range of events and initiatives:

- Special Theme Sundays: Services and celebrations were held on occasions such as Mother's Day, Father's Day, Youth week, Children's day and a special choir concert.
- Couples Programme: This ministry strengthened family life by encouraging lasting relationships rooted in Christian values, contributing to stronger households and communities.
- Teens Made for Exploits: Now in its fourth year, this weekly programme continued to empower teenagers through open discussions on spiritual and practical topics, equipping them for life's challenges.

**Community Impact**

The church also continued to extend its reach beyond its congregation, with several community-focused initiatives in 2024:

- Helping Hands Project: Dedicated to supporting the homeless, this initiative redistributed surplus supermarket food, reducing waste while meeting urgent needs. In 2024, additional funding from Nando's enabled us to expand this work, and we were also able to make a clothing donation to the Sick Kids Hospital, which was warmly received.
- Evangelism: Hope and encouragement were conveyed through door-to-door engagements, campus outreach initiatives, and the distribution of messages within the community.
- Music in the Park: A public outreach event that shared the gospel through music while creating a welcoming and uplifting community atmosphere.

**Workforce**

Approximately 100 volunteers gave their time and talents across different ministries, including choir, ushering, production, hospitality, welfare, children's ministry, and the Helping Hands Project. Their commitment was essential to the success of the church's wide-ranging activities.

**Attendance**

Both physical and virtual attendance increased throughout the year, reflecting stronger engagement within the congregation and wider community.

**Future Plans for 2025**

Looking forward, the church seeks to build on these achievements and broaden its impact through the following priorities:

- Worship and Discipleship: Expanding small group Bible studies and discipleship classes to nurture spiritual growth.
- Community Outreach: Enhancing support for vulnerable groups through food and clothing drives, while developing stronger partnerships with local charities.
- Teens Development: Strengthening the Teens Made for Exploits programme, introducing mentorship and entrepreneurship opportunities.
- Cultural and Social Engagement: Hosting events to encourage inclusion, cross-cultural understanding, and community harmony.

Through these initiatives, the church remains committed to deepening faith, extending care, and making a lasting difference in both the congregation and the wider community.


**REFERENCE AND ADMINISTRATIVE INFORMATION**

RCCG - EDINBURGH TABERNACLE  
Report of the Trustees Continued  
For the year ended 31 December 2024

**Name of Charity** RCCG - EDINBURGH TABERNACLE  
**Charity registration number** SC042076  
**Principal address** 41-42 Inverleith Gardens  
Edinburgh  
EH4 5PR

**Trustees**


The trustees and officers serving during the year and since the year end were as follows:



**Independent examiners** A7 Accountants  
Chartered Management Accountants  
Centurion Court  
North Esplanade West  
Aberdeen  
AB11 5QH

**Bankers** Bank Of Scotland  
PO Box 17235  
Edinburgh  
EH11 1YH  
Lloyds TSB Scotland Plc  
ABERDEEN BUSINESS & COMMER  
4th Floor, Finance House  
Orchard Brae  
Edinburgh  
EH4 1PF

Approved by the Board of Trustees and signed on its behalf by



**RCCG - EDINBURGH TABERNACLE**  
**Independent Examiners Report to the Trustees**  
**For the year ended 31 December 2024**

I report to the trustees on my examination of the accounts of the charity for the year ended 31 December 2024.

**Responsibilities and basis of report**

As the charity trustees, you are responsible for the preparation of the accounts in accordance with the requirements of the Charities and Trustee Investment (Scotland) Act 2005 ('the 2005 Act') and the Charities and Accounts (Scotland) Regulations 2006 (as amended). You are satisfied that your charity is not required by charity law to be audited and have chosen instead to have an independent examination.

I report in respect of my examination of the Charity's accounts as carried out under section 44 (1)(c) of the 2005 Act. In carrying out my examination I have followed the requirements of Regulation 11 of the Charities Accounts (Scotland) Regulations 2006 (as amended).

**Independent examiners qualified statement**

I have completed my examination. I confirm that no matters have come to my attention in connection with the examination giving me cause to believe that in any material respect:

1. accounting records were not kept in respect of the Charity as required by section 44(1)(a) of the 2005 Act and Regulation 4 of the Charities Accounts (Scotland) Regulations 2006 (as amended); or
2. the accounts do not accord with those records; or
3. the accounts do not comply with the accounting requirements of Regulation 8 of the Charities Accounts (Scotland) Regulations 2006 (as amended) other than any requirement that the accounts give a 'true and fair view' which is not a matter considered as part of an independent examination.

I have no concerns and have come across no other matters in connection with the examination to which attention should be drawn in this report in order to enable a proper understanding of the accounts to be reached.

Since the Charity's has prepared its accounts on an accruals basis and is also registered in Scotland, your examiner must be a member of a body listed in Regulation 11(2) of the Charities Accounts (Scotland) Regulations 2006 (as amended). I confirm that I am qualified to undertake the examination by virtue of my membership of , which is one of the listed bodies.



---

A7 Accountants  
Chartered Management Accountants  
Centurion Court  
North Esplanade West  
Aberdeen  
AB11 5QH

29 September 2025


RCCG - EDINBURGH TABERNACLE  
Statement of Financial Activities  
For the year ended 31 December 2024

|                                    | Notes | Unrestricted<br>funds<br>£ | 2023<br>£        |
|------------------------------------|-------|----------------------------|------------------|
| <b>Income and endowments from:</b> |       |                            |                  |
| Donations and legacies             | 2     | 243,026                    | 228,923          |
| <b>Total</b>                       |       | <b>243,026</b>             | <b>228,923</b>   |
| <b>Expenditure on:</b>             |       |                            |                  |
| Charitable activities              | 3/4   | (197,567)                  | (212,353)        |
| <b>Total</b>                       |       | <b>(197,567)</b>           | <b>(212,353)</b> |
| <b>Net income</b>                  |       | <b>45,459</b>              | <b>16,570</b>    |
| <b>Reconciliation of funds</b>     |       |                            |                  |
| Total funds brought forward        |       | 339,886                    | 323,316          |
| <b>Total funds carried forward</b> |       | <b>385,345</b>             | <b>339,886</b>   |

RCCG - EDINBURGH TABERNACLE  
Statement of Financial Position  
As at 31 December 2024

|  | Notes | 2024<br>£      | 2023<br>£      |
|--|-------|----------------|----------------|
| <b>Fixed assets</b>  |       |                |                |
| Tangible assets  | 9     | 374,260        | 388,285        |
|  |       | <u>374,260</u> | <u>388,285</u> |
| <b>Current assets</b>  |       |                |                |
| Debtors: amounts falling due within one year                   | 10    | 13,523         | 21,606         |
| Debtors: amounts falling due after more than one year          | 10    | 39,588         | 16,514         |
| Cash at bank and in hand                                       |       | 107,700        | 67,578         |
|  |       | <u>160,811</u> | <u>105,698</u> |
| <b>Creditors: amounts falling due within one year</b>          | 11    | (20,724)       | (19,201)       |
| <b>Net current assets</b>                                      |       | <u>140,087</u> | <u>86,497</u>  |
| <b>Total assets less current liabilities</b>                   |       | <u>514,347</u> | <u>474,782</u> |
| <b>Creditors: amounts falling due after more than one year</b> | 12    | (129,002)      | (134,896)      |
| <b>Net assets</b>  |       | <u>385,345</u> | <u>339,886</u> |
| <b>The funds of the charity</b>                                |       |                |                |
| Unrestricted income funds                                      | 13    | 385,345        | 339,886        |
| <b>Total funds</b>   |       | <u>385,345</u> | <u>339,886</u> |

The financial statements were approved and authorised for issue by the Board and signed on its behalf by:



26 August 2025

**RCCG - EDINBURGH TABERNACLE**  
**Notes to the Financial Statements**  
For the year ended 31 December 2024

**1. Accounting Policies**

**Basis of accounting**

The financial statements have been prepared under the historical cost convention, except for investments which are included at market value and the revaluation of certain fixed assets and in accordance with the Charities SORP (FRS 102) 'Accounting and Reporting by Charities: Statement of Recommended Practice applicable to charities preparing their accounts in accordance with the Financial Reporting Standard applicable in the UK and Republic of Ireland (FRS 102) (effective 1 January 2019)', Financial Reporting Standard 102 the Financial Reporting Standard applicable in the UK and Republic of Ireland (FRS 102), and the Charities Act 2011.

RCCG - EDINBURGH TABERNACLE meets the definition of a public benefit entity under FRS 102. Assets and liabilities are initially recognised at historical cost or transaction value unless otherwise stated in the relevant accounting policy note(s).

**2. Income from donations and legacies**

|                           | <b>2024</b>    | <b>2023</b>    |
|---------------------------|----------------|----------------|
|                           | £              | £              |
| <b>Unrestricted funds</b> |                |                |
| Donations received        | 197,072        | 172,947        |
| Legacies received         | 26,457         | 24,220         |
| Grants received           | 19,497         | 31,756         |
|                           | <b>243,026</b> | <b>228,923</b> |

**3. Costs of charitable activities by fund type**

|                           | <b>2024</b>    | <b>2023</b>    |
|---------------------------|----------------|----------------|
|                           | £              | £              |
| <b>Unrestricted funds</b> |                |                |
| Charitable Activities     | 196,588        | 211,554        |
| Support costs             | 979            | 799            |
|                           | <b>197,567</b> | <b>212,353</b> |

**4. Costs of charitable activities by activity type**

|                                    | <b>Activities<br/>undertaken<br/>directly</b> | <b>Grant<br/>funding of<br/>activities</b> | <b>2024</b> | <b>2023</b> |
|------------------------------------|---|--|-------------|-------------|
|                                    | £   | £  | £           | £           |
| <b>Grant funding of activities</b> |   |  |             |             |
| Charitable Activities              | 103,310                                       | 93,278                                     | 197,567     | 212,353     |

RCCG - EDINBURGH TABERNACLE  
Notes to the Financial Statements Continued  
For the year ended 31 December 2024

**8. Comparative for the Statement of Financial Activities**

The comparative year values on the Statement of Financial Activities are for unrestricted funds.

**9. Tangible fixed assets**

| Cost or valuation      | Land and<br>Buildings<br>£ | Plant and<br>Machinery<br>£ | Motor<br>Vehicles<br>£ | Fixtures and<br>Fittings<br>£ | Total<br>£     |
|------------------------|----------------------------|-----------------------------|------------------------|-------------------------------|----------------|
| At 01 January 2024     | 467,820                    | 67,438                      | 18,788                 | 20,716                        | 574,762        |
| At 31 December 2024    | <b>467,820</b>             | <b>67,438</b>               | <b>18,788</b>          | <b>20,716</b>                 | <b>574,762</b> |
| <b>Depreciation</b>    |                            |                             |                        |                               |                |
| At 01 January 2024     | 84,204                     | 62,857                      | 18,788                 | 20,628                        | 186,477        |
| Charge for year        | 9,356                      | 4,581                       | -                      | 88                            | 14,025         |
| At 31 December 2024    | <b>93,560</b>              | <b>67,438</b>               | <b>18,788</b>          | <b>20,716</b>                 | <b>200,502</b> |
| <b>Net book values</b> |                            |                             |                        |                               |                |
| At 31 December 2024    | <b>374,260</b>             | -                           | -                      | -                             | <b>374,260</b> |
| At 31 December 2023    | <b>383,616</b>             | <b>4,581</b>                | -                      | <b>88</b>                     | <b>388,285</b> |

The depreciation charge for the year is £(12,058) in respect of assets leased under finance leases or hire purchase contracts.

**10. Debtors**

|  | 2024<br>£     | 2023<br>£     |
|--|---------------|---------------|
| <b>Amounts due within one year:</b>          |               |               |
| Trade debtors                                | 13,523        | 11,694        |
| Other debtors                                | -             | 9,912         |
|  | <b>13,523</b> | <b>21,606</b> |
| <b>Amounts due after more than one year:</b> |               |               |
| Trade debtors                                | 21,514        | -             |
| Other debtors                                | 18,074        | 16,514        |
|  | <b>39,588</b> | <b>16,514</b> |

RCCG - EDINBURGH TABERNACLE  
Notes to the Financial Statements Continued  
For the year ended 31 December 2024

**11. Creditors: amounts falling due within one year**

|                 | 2024          | 2023          |
|-----------------|---------------|---------------|
|                 | £             | £             |
| Trade creditors | 12,736        | 12,625        |
| Other creditors | 7,988         | 6,576         |
|                 | <b>20,724</b> | <b>19,201</b> |

**12. Creditors: amounts falling due after more than one year**

|                      | 2024           | 2023           |
|----------------------|----------------|----------------|
|                      | £              | £              |
| Loans and overdrafts | 105,502        | 126,896        |
| Trade creditors      | 23,500         | -              |
| Other creditors      | -              | 8,000          |
|                      | <b>129,002</b> | <b>134,896</b> |

The following liabilities disclosed under creditors falling due after more than one year are secured by the charity:

|                           |                |                |
|---------------------------|----------------|----------------|
| Bank loans and overdrafts | 105,502        | 126,896        |
|                           | <b>105,502</b> | <b>126,896</b> |

**13. Movement in funds**

**Unrestricted Funds**

|                | Balance at<br>01/01/2024 | Incoming<br>resources | Outgoing<br>resources | Balance at<br>31/12/2024 |
|----------------|--------------------------|-----------------------|-----------------------|--------------------------|
|                | £                        | £                     | £                     | £                        |
| <i>General</i> |                          |                       |                       |                          |
| General Fund   | 339,886                  | 243,026               | (197,567)             | 385,345                  |
|                | <b>339,886</b>           | <b>243,026</b>        | <b>(197,567)</b>      | <b>385,345</b>           |

**Unrestricted Funds - Previous year**

|                | Balance at<br>01/01/2023 | Incoming<br>resources | Outgoing<br>resources | Balance at<br>31/12/2023 |
|----------------|--------------------------|-----------------------|-----------------------|--------------------------|
|                | £                        | £                     | £                     | £                        |
| <i>General</i> |                          |                       |                       |                          |
| General Fund   | 323,316                  | 228,923               | (212,353)             | 339,886                  |
|                | <b>323,316</b>           | <b>228,923</b>        | <b>(212,353)</b>      | <b>339,886</b>           |

RCCG - EDINBURGH TABERNACLE  
Notes to the Financial Statements Continued  
For the year ended 31 December 2024

**Purpose of unrestricted Funds**

General Fund

General fund

**14. Analysis of net assets between funds**

|                           | Tangible<br>fixed assets<br>£ | Net current<br>assets /<br>(liabilities)<br>£ | Creditors ><br>one year<br>£ | Net Assets<br>£ |
|---------------------------|-------------------------------|---|------------------------------|-----------------|
| <b>Unrestricted funds</b> |                               |   |                              |                 |
| <i>General</i>            |                               |   |                              |                 |
| General Fund              | 374,260                       | 140,087                                       | (129,002)                    | 385,345         |
|                           | <b>374,260</b>                | <b>140,087</b>                                | <b>(129,002)</b>             | <b>385,345</b>  |
| <b>Previous year</b>      |                               |   |                              |                 |
| <i>General</i>            |                               |   |                              |                 |
| General Fund              | 388,285                       | 86,497  | (134,896)                    | 339,886         |
|                           | <b>388,285</b>                | <b>86,497</b>                                 | <b>(134,896)</b>             | <b>339,886</b>  |

RCCG - EDINBURGH TABERNACLE  
Detailed Statement of Financial Activities  
For the year ended 31 December 2024

|                                    | 2024             | 2023             |
|------------------------------------|------------------|------------------|
|                                    | £                | £                |
| <b>INCOME AND ENDOWMENT</b>        |                  |                  |
| <b>Donations and legacies</b>      |                  |                  |
| Offering/Tithes/Building fund      | 197,072          | 172,947          |
| Gift Aid                           | 26,457           | 24,220           |
| Rental Income                      | 19,497           | 31,756           |
|                                    | <b>243,026</b>   | <b>228,923</b>   |
| <b>Total incoming resources</b>    | <b>243,026</b>   | <b>228,923</b>   |
| <b>EXPENDITURE</b>                 |                  |                  |
| <b>Charitable activities</b>       |                  |                  |
| Cost of direct charitable activity | (103,310)        | (103,530)        |
| Support cost                       | (93,278)         | (108,024)        |
|                                    | <b>(196,588)</b> | <b>(211,554)</b> |
| <b>SUPPORT COSTS</b>               |                  |                  |
| <b>Governance costs</b>            |                  |                  |
| Governance costs                   | (979)            | (799)            |
|                                    | <b>(979)</b>     | <b>(799)</b>     |
| <b>Total resources expended</b>    | <b>(197,567)</b> | <b>(212,353)</b> |
| <b>Net Income</b>                  | <b>45,459</b>    | <b>16,570</b>    |

RCCG - EDINBURGH TABERNACLE  
Notes to the Financial Statements Continued  
For the year ended 31 December 2024

|                                | <b>2024</b>    | <b>2023</b>    |
|--------------------------------|----------------|----------------|
|                                | <b>£</b>       | <b>£</b>       |
| <b>INCOMING RESOURCES</b>      |                |                |
| Offering/Tithes/Building fund  | 197,072        | 172,947        |
| Gift Aid                       | 26,457         | 24,220         |
| Rental Income                  | 19,497         | 31,756         |
| <b>TOTAL INCOMING RESOURCE</b> | <u>243,026</u> | <u>228,923</u> |

**RESOURCES EXPENDED**

**Charitable Activities:**

|                                    |                |                |
|------------------------------------|----------------|----------------|
| Staff Salaries                     | 25,004         | 12,583         |
| Welfare                            | 500            | 2,015          |
| Employers NI                       | 1,698          | 0              |
| Rent                               | 0              | 9,408          |
| Conferences                        | 5,407          | 0              |
| Electricity                        | 2,446          | 4,906          |
| Gas & Heating costs                | 20,355         | 10,601         |
| Repairs & Servicing                | 5,225          | 2,485          |
| Travel & Subsistence               | 11,729         | 11,654         |
| Printing/Publication/Stationary    | 1,741          | 642            |
| Telephone                          | 2,392          | 2,128          |
| IT expenses                        | 1,026          | 6,492          |
| Professional Fees                  | 979            | 1,309          |
| Premises & Cleaning expenses       | 907            | 1,605          |
| Interest Paid                      | 9,876          | 10,356         |
| Depreciation                       | 14,025         | 27,346         |
| Subscriptions                      | 1,175          | 0              |
| Hospitality                        | 8,239          | 10,870         |
| Other Expenses                     | 1,547          | 6,476          |
| Musical Equipment/Accessories      | 1,406          | 11,739         |
| Gifts                              | 8,868          | 5,670          |
| Events                             | 17,373         | 0              |
| Honorarium                         | 4,500          | 15,950         |
| Charity Donation                   | 7,955          | 9,754          |
| WEM                                | 26,916         | 32,055         |
| COF                                | 1,100          | 1,700          |
| Festival of Life / Area 2 expenses | 0              | 550            |
| Books                              | 329            | 164            |
| Children's department              | 846            | 490            |
| Technical Department               | 4,038          | 1,898          |
| Sanctuary decoration               | 0              | 1,732          |
| Building Insurance                 | 4,664          | 4,541          |
| Building repairs & maintenance     | 4,224          | 4,135          |
| Electronic Security                | 96             | 300            |
| Drama Department                   | 0              | 0              |
|                                    | <u>196,588</u> | <u>211,554</u> |
| Governance costs                   | 979            | 799            |
| Total resource expended            | <u>197,567</u> | <u>212,353</u> |
| Surplus                            | <u>45,459</u>  | <u>16,570</u>  |