



# **FREE CHURCH** *of* **SCOTLAND**

Trustees' Report and Financial Statements

*Year Ended 31 December 2024*

Scottish Charity Registration No: SC012925

# Free Church of Scotland

## Contents of the Financial Statements *for the year ended 31 December 2024*

---

	Page
Report of the Trustees	1 - 7
Report of the Auditor	8 - 11
Statement of Financial Activities	12
Balance Sheet	13
Statement of Cash Flows	14
Notes to the Financial Statements	15-40

# Free Church of Scotland

## Report of the Trustees for the year ended 31 December 2024

---

The Trustees are pleased to present their annual report and financial statements of the charity for the year ended 31<sup>st</sup> December 2024. The financial statements have been prepared in accordance with the accounting policies set out in note 1 to the accounts and comply with the charity's trust deed, the Charities and Trustee Investment (Scotland) Act 2005, the Charities Accounts (Scotland) Regulations 2006 (as amended) and Accounting and Reporting by Charities: Statement of Recommended Practice applicable to charities preparing their accounts in accordance with the Financial Reporting Standard applicable in the UK and Republic of Ireland (FRS102).

### Objectives and Activities

The objective of the Free Church of Scotland is to conform as closely as possible to the Biblical idea of a Christian Church.

The principal activity of the Church is the conduct of public worship and associated matters in the context of local congregations. Other activities in support of the Church's overall mission include:

- Establishing new congregations and assisting in the redevelopment of others <sup>(a)</sup>
- Supporting mission work in a number of countries <sup>(a)</sup>
- Running a programme of short-term residential holidays for young people <sup>(a)</sup>
- Running a degree awarding seminary for theological students <sup>(b)</sup>
- Providing information on the Church to members and others through various communication channels <sup>(d)</sup>
- Addressing questions of morality, religion and doctrine <sup>(a, d)</sup>
- Supporting a variety of social responsibility projects both within the Church and through external agencies <sup>(a, e)</sup>

For purposes of financial management and reporting the above activities are associated with the significant activity areas of: (a) Mission; (b) Seminary; (c) Recruitment & Training; and (d) Communications, Publications & Resources; (e) Disaster & Relief. A summary of expenditure by significant charitable activities is as follows:

Activity	2024 £	2023 £
Mission	4,341,305	3,727,999
Seminary	810,174	757,639
Recruitment and Training	186,346	152,359
Communications, Publications & Resources	115,969	112,134
Disaster & Relief	23,577	20,105
Other Charitable Activity	286,776	263,519
	<b>5,764,147</b>	<b>5,033,755</b>

The Trustees, in conjunction with other Boards and Committees, monitor activity in the above areas. Often the significant impact of the Church's activities is longer-term and by its nature the 'outcome' of mission work/spiritual development is difficult to accurately measure or observe but the Trustees do make use of a small number of numerical measures (e.g. participation rates in public worship, donations and congregational remittance levels, student numbers) to assist monitoring.

The Trustees believe that the activities of the Church contribute to its overall objective, and its charitable purpose, and are of benefit to wider society.

The Church makes some grants to individuals and organisations that are generally known to the Trustees and the Church. The beneficiaries are involved in activities or ministries compatible with the Church's objectives.

The Trustees are grateful to many members of the Church who sacrificially give up their time in Christian service through volunteering, both within local congregations and in the Church more widely. In addition to participating in boards and committees, volunteers contribute enormously to the running of the Church's youth camps, conferences and the work of the Seminary.

# Free Church of Scotland

## Report of the Trustees for the year ended 31 December 2024

---

### Achievements and Performance

Despite the challenging economic situation, the majority of congregations managed to increase their central remittance levels. Remittances from congregations increased by 6.4% for 2024 (2023: decrease of 3.1%). The income received helped support congregational ministry, the running of the Seminary and the various mission activities of the Free Church.

There were 323 students enrolled in the Seminary for courses in academic year 2024/25 (2023/24: 307). The annual fee income increased in line with the increase in students.

In addition to congregational ministry, the Church continued to support, through grants and other direct support, significant mission work both internationally and at home through the work of the Mission Board. The Church also supported international relief work through donations from the Disaster & Relief Fund.

Free Church Youth Camps organised 11 camps in July 2024. In total 305 campers attended, with 99 leaders and 28 cooks volunteering.

During 2024, the Trustees continued to work with other boards and committees to promote the various aspects of the work of the Church, support key activities and to raise finance through congregational remittances and other income. Cash flow through the year was assisted by the monthly targets provided to congregations through the remittance system.

The Trustees continue to work with various internal stakeholders to seek ways to generate additional income, to invest for growth, and to channel expenditure in line with strategic priorities.

As noted below, a number of boards and committees are appointed to manage the various central activities of the Church. These boards and committees are required to submit reports to the General Assembly outlining the work undertaken during the year. Copies of these reports are available from the Central Office on request.

### Financial review

#### *Results for the year*

The financial statements for the year are set out in pages 12 to 40. The Statement of Financial Activities on page 12, shows a negative net movement in funds of £1,138,077 (2023: positive net movement in funds £759,512). This was largely due to pension scheme adjustments to the defined benefit pension scheme following the purchase of a Buy-In policy.

An actuarial gain on the defined benefit pension scheme amounting to £41,000 was recorded (2023: loss of £692,753). There was a gain in the value of investments of £419,494, compared with a gain of £268,793 in 2023. Various world events meant that there was continuing volatility in the pension and investment markets during the year.

The increase in expenditure for the year was in line with budget. Before the effect of movements in the market value of investments, currency movements, the contribution to the pension scheme towards the Buy-In policy and the actuarial gain on the pension scheme, there was net income of £691,341 (2023: £1,193,667) £439,739 of which was the gain on the sale of a property (2023: none).

The net movement in funds in future years is likely to continue to be influenced by movements on the investment funds.

#### *Principal sources of funding*

The Church receives the bulk of its income from Free Church congregations and from donations by individuals. The Church also receives income from legacies, services, rental properties and investments.

# Free Church of Scotland

## Report of the Trustees for the year ended 31 December 2024

---

### **Reserves**

The Trustees have a reserves policy to maintain a minimum level of unrestricted funds, i.e. funds not restricted, committed or invested in fixed assets, amounting to a minimum of £1,200,000. The Trustees have decided that these reserves should be split between the General Fund (£1,000,000) and funds designated for International Mission (£200,000). The amount held for International Mission work is higher relative to spend incurred reflecting the level of overseas grant commitments which the Church has made as well as possible emergency costs. The Trustees believe that the reserves are sufficient to enable the ongoing work of the Church to be maintained. At 31 December 2024, the General Fund amounted to £5,870,027 (2023: £7,328,658) and the International Mission Fund was £200,000 (2023: £200,000). The Trustees regularly review cash requirements and funds with a view to determining if an element of the General Fund can be used to further the work of the Church through the designated Development Fund or other funds.

Total reserves, including the net book value of fixed assets and balances on restricted funds, amounted to £15,473,184 (2023: £16,611,261).

### **Investment Policies & Portfolio Performance**

Various Acts of the General Assembly govern the investment policy of the Church. The investments are managed on a discretionary basis by professional investment managers. The primary objectives of the investments are to achieve long-term capital growth to protect the capital value of the portfolio against inflation to ensure that future charitable objectives can be met and to generate a sustainable level of income to help cover operations costs, grants and beneficiaries. Ethical restrictions are placed on the investment managers in their choice of investments. The fund manager reports regularly and normally meets at least two times per year with the Church's Investment Committee.

The market value of the investment portfolio on 31 December 2024 was £6,296,272 (2023: £5,812,531). This represented an increase of 8.3% year on year. The investments generated income of £151,780 in the period (2023: £153,383). The Trustees are satisfied that the portfolio has been managed in accordance with the objectives set.

### **Funds Held on Behalf of Congregations**

As the central Church body, funds totalling £4,691,841 (2023: £5,391,285) are held on behalf of Free Church congregations. These are held under a variety of conditions set out in Acts of Assembly or other legal measures and are invested in stocks and shares, loans to other congregations or held as cash balances. They are recorded and accounted for as distinct funds in the Church's accounts and are disclosed within Note 30.

### **Free Church Pension Scheme**

The defined benefit Free Church Pension Scheme, which is closed to new members and to future accrual of benefits for existing members, had a £nil accounting surplus/deficit on 31 December 2024 (2023: £nil). During 2024, the Church paid £549,153 (2023: £539,882) into the Scheme as part of the funding plan. In addition, the Church contributed a further £1,928,847 towards the premium paid by the Scheme for a Buy-In policy from Just Retirement Limited. The Church has granted a standard security over the office buildings at the Mound in Edinburgh which will remain in place until the Buy-Out of the Scheme completes.

### **Future Plans**

The vision of the Free Church is of A Healthy Gospel Church for Every Community in Scotland. The Board of Trustees is continuing to work with the other Boards and Committees to support Presbyteries, Congregations and individual members in their growth in spiritual health. The Free Church is actively engaged in the planting of new churches, the revitalisation of existing congregations, the training of ministers and church leaders, as well as ongoing programmes of local ministry, mission, and youth work, in Scotland and beyond. Some aspects of these future plans are contained within the annual reports to the General Assembly.

As the vision and strategy is developed in the coming year the Trustees remain committed to financial sustainability through a programme of expenditure that is in line with resources and anticipated income.

### **Principal Risks and Uncertainties**

# Free Church of Scotland

## Report of the Trustees for the year ended 31 December 2024

---

The Board of Trustees is responsible for assessing the risks to which the Church is exposed on an ongoing basis and for updating and maintaining the risk register. The Board seeks to identify and assess the material risks facing the Church and agree the measures aimed at mitigating these risks. During the year, the Board allocated time within its regular meetings to consider and re-evaluate the risk register. The Board has identified major risks and, as far as possible, actions and procedures have been established to mitigate these risks.

The principal risks and uncertainties identified fall into seven different categories and include:

- Compliance and Governance e.g. legislative breaches, reputational risks
- Oversight e.g. management and planning, internal processes, and communications.
- Charity Trustee e.g. availability and expertise of volunteer trustees, OSCR
- Financial Sustainability e.g. stewardship, fluctuation in income, financial mismanagement
- People e.g. key worker shortages, supporting and developing ministers and staff
- Operations e.g. day to day activities of the Church
- Strategy Development e.g. incoherent plans, missed opportunities, recruitment and vacancies.

Current plans and strategies to manage principal risks and uncertainties include: monitoring of applicable regulations and updating guidance materials for congregations; engagement with other churches/groups involved in policy matters; robust budgeting and cashflow; continuous professional development for ministers; and regular financial reporting. The Board will continue to review risks and mitigating strategies.

### Structure, Governance and Management

#### *Charitable Status and Governing Documents*

The Free Church of Scotland is established by Constitution. The Church is a registered Scottish Charity (No. SC012925). An explanatory document explaining the origins of the Free Church of Scotland is available on request from the principal address on page 6 of this report. The paper gives in summary the historical background to the Church coming into being in 1843 and lists documents in which are embodied the constitution of the Church.

#### *The Free Church of Scotland*

The Free Church of Scotland currently has around 110 congregations in Scotland, as well as one in London, three in North America, and sister churches founded by mission work in India, Peru and South Africa. The Church also has a theological seminary in the heart of Edinburgh and supports mission work around the world.

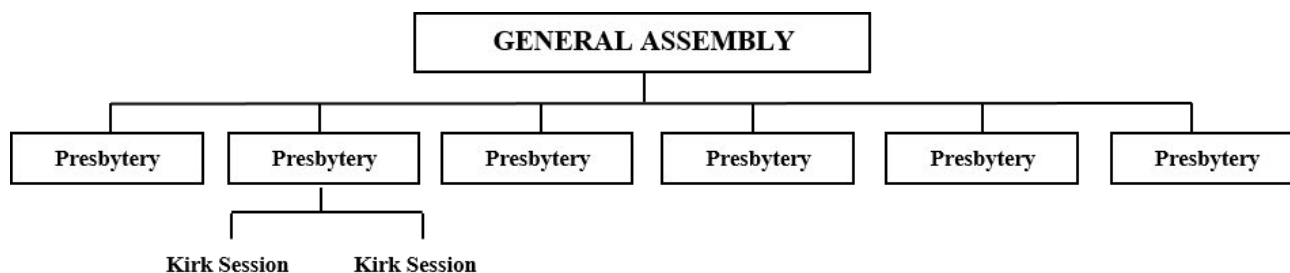
Dating from 1843 but with its roots in the Reformation, the Church owes its distinctive title to its historical struggle to remain 'free' from state interference in its internal affairs. The Church has close and active relations with many other Reformed churches of Jesus Christ throughout the world and stands firmly in the tradition which accepts the Bible in its entirety as the Word of God and, therefore, derives its forms of teaching, worship, ministry and government from it. The main emphasis of the Church's worship is the preaching of the gospel - the good news of a free and sovereign salvation through Jesus Christ alone.

The Church is Presbyterian in Church Government and is ruled by Presbyters (ministers and elders) meeting in Kirk Session (at congregational level), Presbytery and General Assembly. This means that from a doctrinal and disciplinary point of view, the Church is governed according to the broad structure outlined in the figure below with Presbyteries organised on a geographic basis. Within their own spheres, the various bodies have both regulative and disciplinary powers and are referred to as the Courts of the Church. Matters of difficulty and dispute are referable from the smaller to the larger bodies, with the General Assembly being the final Court of Review. The General Assembly is not considered to have absolutely binding authority but is expected to act legislatively as well as judicially in a manner consistent with the ecclesiastical laws and constitution of the Church.

# Free Church of Scotland

## Report of the Trustees for the year ended 31 December 2024

---



Several boards and committees of the General Assembly manage the central activities of the Church. The Board of Trustees is entrusted with management of the central assets and investments of the Church, for monitoring financial performance, setting financial policy and ensuring legal compliance. Other committees take responsibility for issues such as ministers' working conditions, mission and youth work.

At a local level, each Free Church congregation is governed and administered by elected office bearers (all volunteers) and its minister. The Kirk Session, being the minister and locally elected elders, has responsibility for spiritual oversight, while the Deacons' Court, composed of Kirk Session members plus elected deacons, oversees financial and property matters. Locally elected Trustees hold legal title to a congregation's assets which will typically include one church building and a manse. Accounts are prepared for each congregation and the Annual General Meeting of the entire congregation reviews them. Individual members of the Free Church are members of the local congregation rather than of the wider Free Church.

Congregations are financially autonomous units and although they are requested to remit a portion of income to central funds (to cover, at a minimum, the costs of having a minister), the local office bearers have ultimate discretion over the amount that is remitted. Similarly, these office bearers, and particularly the minister, have autonomy to decide on the activities engaged in at local level as long as these are consistent with their ordination vows.

The Board of Trustees does not have direct financial and operating control and does not exercise dominant influence over the local congregations and therefore the congregations' financial statements are not consolidated into the denomination's financial statements.

### ***Appointment of Trustees***

The Assembly Clerks' Office is responsible for seeking nominations for candidates to serve as members of the Board of Trustees. Appointments are made by the General Assembly which meets in May of each year.

Eligibility for service on the Board of Trustees is restricted to elected office bearers of Free Church congregations and therefore all appointees are fully aware of the aims and objectives of the Church. All Trustees are made aware of their duties and responsibilities as Charity Trustees under the Charities and Trustee Investment (Scotland) 2005 Act and are provided with guidance materials issued by OSCR.

# Free Church of Scotland

## Report of the Trustees for the year ended 31 December 2024


---

### Reference and Administrative information

<b>Registered Name of Charity:</b>	Free Church of Scotland
<b>Other names used:</b>	Edinburgh Theological Seminary
<b>Charity Registration Number:</b>	SC012925
<b>Address:</b>	15 North Bank Street, The Mound, Edinburgh, EH1 2LS Tel: 0131-226-5286 <a href="http://www.freechurch.org">www.freechurch.org</a>

### Board of Trustees

The duties and responsibilities of Charity Trustees are vested in the members of the Board of Trustees:



Responsibility for the day-to-day management of the Church's central administration is delegated to the Chief Executive Officer, [REDACTED], who is supported by other senior members of staff including the Finance Manager. The Trustees review and set the remuneration of senior personnel.

<b>Bankers:</b>	Clydesdale Bank PLC (t/a Virgin Money), 83 George Street, Edinburgh, EH2 3ES  Bank of Scotland, 300 Lawnmarket, Edinburgh, EH1 2PH
<b>Solicitors:</b>	Blackadders LLP, 40 Torphichen Street, Edinburgh, EH3 8JB
<b>Auditor:</b>	Azets Audit Services, Quay 2, 139 Fountainbridge, Edinburgh, EH3 9QG
<b>Investment Managers:</b>	RBC Brewin Dolphin, Sixth Floor, Atria One, 144 Morrison Street, Edinburgh, EH3 8BR



# Free Church of Scotland

## Report of the Trustees for the year ended 31 December 2024

---

### Board of Trustees' Responsibilities

The Trustees are responsible for preparing the Report of the Trustees and the financial statements in accordance with applicable law and regulations.

Charity law requires the Trustees to prepare financial statements for each financial year. Under that law the Trustees have elected to prepare the financial statements in accordance with United Kingdom Generally Accepted Accounting Practice (United Kingdom Standards and applicable law). Under charity law the Trustees must not approve the financial statements unless they are satisfied that they give a true and fair view of the state of affairs of the Church and of the net income and expenditure of the Church for that period. In preparing these financial statements, the Trustees are required to:

- select suitable accounting policies and then apply them consistently;
- observe the methods and principles in the Charities SORP;
- make judgements and accounting estimates that are reasonable and prudent;
- state whether applicable accounting standards have been followed, subject to any material departures that must be disclosed and explained in the financial statements;
- prepare the financial statements on the going concern basis unless it is inappropriate to presume that the Church will continue in business.


The Trustees are responsible for keeping adequate accounting records that disclose with reasonable accuracy at any time the financial position of the Church and to enable them to ensure that the financial statements comply with the Charities and Trustee Investment (Scotland) Act 2005, the Charities Accounts (Scotland) Regulations 2006 (as amended) and the provisions of the Constitution. They are also responsible for safeguarding the assets of the Church and hence for taking reasonable steps for the prevention and detection of fraud and other irregularities.

### Disclosure of Information to the Auditor

To the knowledge and belief of each Trustee at the time the report is approved:

- so far as each Trustee is aware, there is no relevant information of which the Church's auditor is unaware, and
- each Trustee has taken all the steps that he ought to have taken as a Trustee in order to make himself aware of any relevant audit information, and to establish that the Church's auditor is aware of the information.

### On behalf of the Trustees



Trustee

Dated: 2nd May 2025

# Free Church of Scotland

## Report of the Independent Auditor to the Trustees *for the year ended 31 December 2024*

---

### **INDEPENDENT AUDITOR'S REPORT TO THE TRUSTEES OF FREE CHURCH OF SCOTLAND FOR THE YEAR ENDED 31 DECEMBER 2024**

---

#### **Opinion**

We have audited the financial statements of Free Church of Scotland for the year ended 31 December 2024 which comprise the Statement of Financial Activities, the Balance Sheet, the Statement of Cash Flows and the notes to the financial statements, including a summary of significant accounting policies. The financial reporting framework that has been applied in their preparation is applicable law and United Kingdom Accounting Standards, including FRS 102 The Financial Reporting Standard applicable in the UK and Republic of Ireland (United Kingdom Generally Accepted Accounting Practice).

In our opinion, the financial statements:

- give a true and fair view of the state of the charity's affairs as at 31 December 2024 and of its income and expenditure for the year then ended;
- have been properly prepared in accordance with United Kingdom Generally Accepted Accounting Practice; and
- have been prepared in accordance with the requirements of the Charities and Trustee Investment (Scotland) Act 2005 and regulation 8 of the Charities Accounts (Scotland) Regulations 2006 (as amended).

#### **Basis for opinion**

We conducted our audit in accordance with International Standards on Auditing (UK) (ISAs (UK)) and applicable law. Our responsibilities under those standards are further described in the auditor's responsibilities for the audit of the financial statements section of our report. We are independent of the charity in accordance with the ethical requirements that are relevant to our audit of the financial statements in the United Kingdom, including the Financial Reporting Council's Ethical Standard, and we have fulfilled our ethical responsibilities in accordance with these requirements. We believe that the audit evidence we have obtained is sufficient and appropriate to provide a basis for our audit opinion.

#### **Conclusions relating to going concern**

In auditing the financial statements, we have concluded that the trustees' use of the going concern basis of accounting in the preparation of the financial statements is appropriate.

Based on the work we have performed, we have not identified any material uncertainties relating to events or conditions that, individually or collectively, may cast significant doubt on the charity's ability to continue as a going concern for a period of at least twelve months from when the financial statements are authorised for issue.

Our responsibilities and the responsibilities of the trustees with respect to going concern are described in the relevant sections of this report.

#### **Other information**

The other information comprises the information included in the annual report, other than the financial statements and our auditor's report thereon. The trustees are responsible for the other information contained within the annual report. Our opinion on the financial statements does not cover the other information and,

# Free Church of Scotland

## **Report of the Independent Auditor to the Trustees for the year ended 31 December 2024**

---

except to the extent otherwise explicitly stated in our report, we do not express any form of assurance conclusion thereon.

Our responsibility is to read the other information and, in doing so, consider whether the other information is materially inconsistent with the financial statements or our knowledge obtained in the course of the audit, or otherwise appears to be materially misstated. If we identify such material inconsistencies or apparent material misstatements, we are required to determine whether this gives rise to a material misstatement in the financial statements themselves. If, based on the work we have performed, we conclude that there is a material misstatement of this other information, we are required to report that fact.

We have nothing to report in this regard.

### **Matters on which we are required to report by exception**

We have nothing to report in respect of the following matters in relation to which the Charities Accounts (Scotland) Regulations 2006 (as amended) require us to report to you if, in our opinion:

- the information given in the financial statements is inconsistent in any material respect with the Report of the Trustees; or
- proper accounting records have not been kept; or
- the financial statements are not in agreement with the accounting records; or
- we have not received all the information and explanations we require for our audit.

### **Responsibilities of the trustees**

As explained more fully in the Statement of Trustee Responsibilities set out on page 7, the trustees are responsible for the preparation of the financial statements and for being satisfied that they give a true and fair view, and for such internal control as the trustees determine is necessary to enable the preparation of financial statements that are free from material misstatement, whether due to fraud or error.

In preparing the financial statements, the trustees are responsible for assessing the charity's ability to continue as a going concern, disclosing, as applicable, matters related to going concern and using the going concern basis of accounting unless the trustees either intend to liquidate the charity or to cease operations, or have no realistic alternative but to do so.

### **Auditor's responsibilities for the audit of the financial statements**

We have been appointed as auditor under section 44(1)(c) of the Charities and Trustee Investment (Scotland) Act 2005 and report in accordance with the Act and relevant regulations made or having effect thereunder.

Our objectives are to obtain reasonable assurance about whether the financial statements as a whole are free from material misstatement, whether due to fraud or error, and to issue an auditor's report that includes our opinion. Reasonable assurance is a high level of assurance but is not a guarantee that an audit conducted in accordance with ISAs (UK) will always detect a material misstatement when it exists. Misstatements can arise from fraud or error and are considered material if, individually or in the aggregate, they could reasonably be expected to influence the economic decisions of users taken on the basis of these financial statements.

A further description of our responsibilities for the audit of the financial statements is located on the Financial Reporting Council's website at: [www.frc.org.uk/auditorsresponsibilities](http://www.frc.org.uk/auditorsresponsibilities). This description forms part of our auditor's report.

### **The extent to which the audit was considered capable of detecting irregularities including fraud**

Irregularities, including fraud, are instances of non-compliance with laws and regulations. We design procedures in line with our responsibilities, outlined above and on the FRC's website, to detect material misstatements in respect of irregularities, including fraud.

We obtain and update our understanding of the charity, its activities, its control environment, and likely future developments, including in relation to the legal and regulatory framework applicable and how the charity is complying with that framework. Based on this understanding, we identify and assess the risks of material misstatement of the financial statements, whether due to fraud or error, design and perform audit procedures responsive to those risks, and obtain audit evidence that is sufficient and appropriate to provide a basis for our opinion. This includes consideration of the risk of acts by the charity that were contrary to applicable laws and regulations, including fraud.

Our approach to identifying and assessing the risks of material misstatement in respect of irregularities, including non-compliance with laws and regulations, was as follows:

- the engagement partner ensured that the engagement team collectively had the appropriate competence, capabilities and skills to identify or recognise non-compliance with applicable laws and regulations;
- we identified the laws and regulations applicable to the charity through discussions with the trustees, and from our knowledge and experience of the charity sector;
- we focused on specific laws and regulations which we considered may have a direct material effect on the financial statements or the operations of the charity, including the Charities and Trustee Investment (Scotland) Act 2005, the Charities Accounts (Scotland) Regulations 2006 (as amended) and taxation, data protection, anti-bribery, environmental, employment and health and safety legislation;
- we assessed the extent of compliance with the laws and regulations identified above through making enquiries of the trustees and inspecting legal correspondence; and
- identified laws and regulations were communicated within the audit team regularly and the team remained alert to instances of non-compliance throughout the audit.

In response to the risk of irregularities and non-compliance with laws and regulations, we designed procedures which included, but were not limited to:

- agreeing financial statement disclosures to underlying supporting documentation;
- reading the minutes of meetings of those charged with governance;
- enquiring of management as to actual and potential litigation and claims; and
- reviewing any correspondence with HMRC, relevant regulators and the charity's legal advisors.

We assessed the susceptibility of the charity's financial statements to material misstatement, including obtaining an understanding of how fraud might occur, by:

- making enquiries of management and the trustees as to where they considered there was susceptibility to fraud, their knowledge of actual, suspected and alleged fraud; and
- considering the internal controls in place to mitigate risks of fraud and non-compliance with laws and regulations.

### **Auditor's responsibilities for the audit of the financial statements (continued)**


To address the risk of fraud through management bias and override of controls, we:

- performed analytical procedures to identify any unusual or unexpected relationships;
- tested journal entries to identify unusual transactions;
- assessed whether judgements and assumptions made in determining the accounting estimates were indicative of potential bias; and
- investigated the rationale behind significant or unusual transactions.

Because of the inherent limitations of an audit, there is a risk that we will not detect all irregularities, including those leading to a material misstatement in the financial statements or non-compliance with regulation. This risk increases the more that compliance with a law or regulation is removed from the events and transactions reflected in the financial statements, as we will be less likely to become aware of instances of non-compliance. The risk of not detecting a material misstatement resulting from fraud is higher than for one resulting from error, as fraud may involve collusion, forgery, intentional omissions, misrepresentations, or the override of internal control.

### **Use of our report**

This report is made solely to the charity's trustees, as a body, in accordance with regulation 10 of the Charities Accounts (Scotland) Regulations 2006 (as amended). Our audit work has been undertaken so that we might state to the charity's trustees, as a body, those matters we are required to state to them in an Auditor's Report and for no other purpose. To the fullest extent permitted by law, we do not accept or assume responsibility to anyone other than the charity and the charity's trustees, as a body, for our audit work, for this report, or for the opinions we have formed.



**Azets Audit Services**  
**Statutory Auditor**  
**Chartered Accountants**  
Quay 2  
139 Fountainbridge  
Edinburgh  
EH3 9QG

Date: 02 May 2025

Azets Audit Services is eligible for appointment as auditor of the charity by virtue of its eligibility for appointment as auditor of a company under section 1212 of the Companies Act 2006.

# Free Church of Scotland

## Statement of Financial Activities incorporating the Income and Expenditure Accounts for the year ended 31 December 2024

	Notes	Unrestricted Funds £	Restricted Funds £	Expendable Endowment Funds £	Endowment Funds	2024 £	2023 £
<b>Income and endowments from:</b>							
Congregational Remittances		1,398,829	3,202,465	-	-	4,601,294	4,324,033
Donations		55,743	84,578	1,358	-	141,679	564,665
Legacies	4	-	-	8,411	-	8,411	203,835
Charitable activities	5	399,413	269,435	-	-	668,848	614,667
Investments	6	520,950	89,874	6,673	-	617,497	534,832
Gain on disposal of fixed assets		439,739	-	-	-	439,739	-
<b>Total</b>		<b>2,814,674</b>	<b>3,646,352</b>	<b>16,442</b>	<b>-</b>	<b>6,477,468</b>	<b>6,242,032</b>
<b>Expenditure on:</b>							
Raising funds – investment management fees		21,980	-	-	-	21,980	14,610
Charitable activities	7	1,486,056	4,220,411	57,680	-	5,764,147	5,033,755
Pension Scheme	27	2,289,000	-	-	-	2,289,000	-
<b>Total</b>		<b>3,797,036</b>	<b>4,220,411</b>	<b>57,680</b>	<b>-</b>	<b>8,075,127</b>	<b>5,048,365</b>
Net gains on investments		126,229	75,536	21,366	196,363	419,494	268,793
<b>Net income/(expenditure)</b>		<b>(856,133)</b>	<b>(498,523)</b>	<b>(19,872)</b>	<b>196,363</b>	<b>(1,178,165)</b>	<b>1,462,460</b>
<b>Transfers between funds</b>	29	(263,054)	421,569	-	(158,515)	-	-
Actuarial gain/(loss) on defined benefit pension scheme		41,000	-	-	-	41,000	(692,753)
Other losses		-	(912)	-	-	(912)	(10,195)
<b>Net movement in funds</b>		<b>(1,078,187)</b>	<b>(77,866)</b>	<b>(19,872)</b>	<b>37,848</b>	<b>(1,138,077)</b>	<b>759,512</b>
<b>Reconciliation of funds:</b>							
Total funds brought forward		11,916,170	1,765,668	411,210	2,518,213	16,611,261	15,851,749
<b>Total funds carried forward</b>		<b>10,837,983</b>	<b>1,687,802</b>	<b>391,338</b>	<b>2,556,061</b>	<b>15,473,184</b>	<b>16,611,261</b>
	<b>Note</b>	<b>23</b>	<b>24</b>	<b>25</b>	<b>25</b>		


All results relate to continuing activities. The notes on pages 15 to 40 form part of these financial statements.

# Free Church of Scotland

## Balance Sheet as at 31 December 2024

	Notes	2024 £	2023 £
<b>Fixed assets</b>			
Tangible assets	12	4,655,249	4,274,465
Investments	13	6,296,272	5,812,531
<i>Total fixed assets</i>		<b>10,951,521</b>	<b>10,086,996</b>
<b>Current assets</b>			
Stocks	14	18,890	8,689
Debtors	15	473,797	668,048
Cash at bank and in hand	16	7,134,049	8,986,919
<i>Total current assets</i>		<b>7,626,736</b>	<b>9,663,656</b>
Debtors - amounts falling due in more than one year	17	2,349,763	2,801,524
<b>Liabilities</b>			
Creditors - amounts falling due within one year	18	1,216,341	1,506,749
<i>Net current assets</i>		<b>6,410,395</b>	<b>8,156,907</b>
<i>Total assets less current liabilities</i>		<b>19,711,679</b>	<b>21,045,427</b>
Creditors - Amounts falling due in more than one year	19	4,238,495	4,434,166
<i>Net Assets excluding pension scheme deficit</i>		<b>15,473,184</b>	<b>16,611,261</b>
Defined benefit pension scheme asset	27	-	-
<b>Total net assets</b>		<b>15,473,184</b>	<b>16,611,261</b>
<b>The funds of the charity:</b>			
Endowment funds	25	2,556,061	2,518,213
Expendable endowment fund	25	391,338	411,210
Restricted income funds	24	1,687,802	1,765,668
Unrestricted funds	23	10,837,983	11,916,170
Pension Reserve	27	-	-
<b>Total charity funds</b>		<b>15,473,184</b>	<b>16,611,261</b>

The financial statements were approved by the Trustees on 2nd May 2025 and signed on their behalf by the undersigned:



Trustee

The notes on pages 15 to 40 form part of these financial statements.

Charity Number SC012925

# Free Church of Scotland

## Statement of Cash Flows for the year ended 31 December 2024

<b>Cash flows from operating activities:</b>	<b>Note</b>	<b>2024 £</b>	<b>2023 £</b>
<i>Net cash used in operating activities</i>	<b>32</b>	<b>(2,212,653)</b>	<b>(266,293)</b>
<b>Cash flows from investing activities:</b>			
Dividends and interest from investments		617,497	534,832
Interest paid to congregations		(176,179)	(162,146)
Proceeds from sale of property, plant and equipment		466,615	-
Purchase of property, plant and equipment		(428,406)	-
(Increase)/decrease in value of congregational investments		(61,744)	(41,333)
<i>Net cash provided by investing activities</i>		<u>417,783</u>	<u>331,353</u>
<b>Cash flows from financing activities:</b>			
Finance costs relating to Pension Scheme		(58,000)	(20,000)
<i>Net cash used in financing activities</i>		<u>(58,000)</u>	<u>(20,000)</u>
<b>Cash and cash equivalents at the beginning of the reporting period</b>		8,986,919	8,941,859
<b>Change in cash and cash equivalents in the reporting period</b>		(1,852,870)	45,060
<b>Cash and cash equivalents at the end of the reporting period</b>	<b>16</b>	<u><b>7,134,049</b></u>	<u><b>8,986,919</b></u>

### Analysis of changes in net debt

	As at 1 January 2024 £	Cash flow £	As at 31 December 2024 £
Cash in hand	8,986,919	(1,852,870)	7,134,049
	<u>8,986,919</u>	<u>(1,852,870)</u>	<u>7,134,049</u>

The notes on pages 15 to 40 form part of these financial statements.



# Free Church of Scotland

## Notes to the Financial Statements for the year ended 31 December 2024

---

### 1. Accounting policies

#### **General Information**

These financial statements are presented in pounds sterling (GBP) as that is the currency in which the charity's transactions are denominated.

The objective of the Free Church is to conform as closely as possible to the Biblical idea of a Christian church.

The Free Church of Scotland is recognised as a charity for tax purposes by HMRC and registered with the Office of the Scottish Charity Regulator (OSCR) under charity number SC012925. The Free Church of Scotland is established by Constitution. Details of the principal address can be found on page 6 of these financial statements.

#### **Basis of Preparation**

The financial statements have been prepared under the historical cost convention unless otherwise specified within these accounting policies and in accordance with United Kingdom Accounting Standards, including Financial Reporting Standard 102, 'The Financial Reporting Standard applicable in the United Kingdom and Republic of Ireland' ("FRS 102") (United Kingdom Generally Accepted Accounting Practice), the Statement of Recommended Practice (SORP) 'Accounting and Reporting by Charities preparing their accounts in accordance with the Financial Reporting Standard applicable in the UK and Republic of Ireland (FRS 102)', the Charities and Trustee Investment (Scotland) Act 2005 and the Charities Accounts (Scotland) Regulations 2006 (as amended).

The Free Church of Scotland meets the definition of a public benefit entity under FRS102.

The preparation of financial statements requires the use of certain critical accounting estimates. It also requires Trustees to exercise their judgement in the process of applying the accounting policies. Use of available information and application of judgement are inherent in the formation of estimates. Actual outcomes in the future could differ from such estimates. The areas involving a higher degree of judgement or complexity, or areas where assumptions and estimates are significant to the financial statements are disclosed in note 2.

The principal accounting policies applied in the preparation of these financial statements are noted below. These policies have been applied consistently to all the years presented in dealing with items which are considered material in relation to the Church's financial statements unless otherwise stated.

#### **Going concern**

The Trustees are of the opinion that the Church can continue to meet its obligations as they fall due for the foreseeable future. The main income flow to the Church is from regular remittances from the congregations in the denomination and these are committed to supporting the Church in the long term. The general reserve is held at a level which would cover any short-term disruption to cash flows while any longer-term reduction in support would be accompanied by a reduction in our cost base, the largest element of which is congregational ministry. In addition, the Board of Trustees monitors income and expenditure including budgeting for several years ahead. As a consequence, the Trustees have prepared the financial statements on the going concern basis, as there are no material uncertainties about its ability to continue.

#### **Recognition and allocation of income**

Income is recognised when the Church has legal entitlement to the funds, the receipt is probable, and the amount can be measured reliably. Where practicable, income is related to the operating activities of the Church.

Where there are terms placed on income that limit the Church's discretion over how that income can be used, that income is shown as restricted income in the accounts.

# Free Church of Scotland

## Notes to the Financial Statements for the year ended 31 December 2024

---

### 1. Accounting policies (continued)

#### ***Recognition and allocation of income(continued)***

Legacies are treated in accordance with Act XII, 2007. Entitlement to legacy income exists when the Church has sufficient evidence that a gift has been left, the executor is satisfied that the gift will not be required to satisfy claims on the estate and any conditions are within the control of the charity or have been met. Where a legacy is subject to the interest of a life tenant, the legacy is not recognised until the death of the life tenant. Where legacies have been notified to the Church and the criteria for income recognition have not been met, the legacy is treated as a contingent asset and disclosed if material. Legacy income is measured at fair value, generally the cash amount receivable, and is discounted if deferred for more than 12 months. The unwinding of the discount is recognised as interest receivable.

Interest receivable is recognised using the effective interest rate applicable to the asset and dividend income is recognised when the right to receipt is established and is measured at fair value, generally the transaction value.

Gift aid is treated as part of the related gift unless the donor or terms of appeal have specified otherwise and is credited when receivable.

#### ***Recognition and allocation of expenditure***

Expenditure is recognised when the Church has entered into a legal or constructive obligation and related where practicable to the operating activities of the Church. Where possible, expenditure is attributed directly to the function to which it relates.

Raising funds comprises those costs which are associated with the generation of income from sources other than from undertaking charitable activities and include investment management costs.

Charitable expenditure comprises those costs incurred by the Church in the delivery of its charitable activities and services.

Governance costs include those costs incurred in the governance of the Church's assets and are primarily associated with meeting the constitutional and statutory requirements of the Church. The allocation of governance costs is shown in Note 9.

Support costs include central functions and have been allocated to activity cost categories on a basis consistent with the use of resources, e.g. on the basis of costs directly attributable to the charitable activity. The allocation of support costs is shown in Note 8.

#### ***Foreign currency***

Transactions in foreign currencies are recognised at the rate of exchange at the date of the transaction. Monetary assets and liabilities are translated into sterling at the exchange rate on the Balance Sheet date. All exchange differences are recognised through the Statement of Financial Activities.

#### ***Post box accounts***

The Church is sent gifts from various congregations and individuals to be passed on to other charities. These gifts are accounted for through a post box account and do not form part of the financial statements.

#### ***Funds***

**Restricted** funds comprise income which has been received for the objects of the Church and specified for a restricted purpose within these objects by the donor.

**Expendable Endowment** funds comprise capital given for specific purposes but are convertible to income.

**Permanent Endowment** funds comprise capital that was given to provide an income stream to various funds of the Church. The capital on these funds may never be spent at any time.

# Free Church of Scotland

## Notes to the Financial Statements for the year ended 31 December 2024

---

### 1. Accounting policies (continued)

#### *Funds (continued)*

**Unrestricted** funds comprise donations and other income received for the objects of the Church without further specified purpose and are available as general funds.

**Designated** funds represent unrestricted funds earmarked by the Trustees for particular purposes.

#### *Tangible fixed assets*

The Church capitalises assets with a value exceeding £1,000.

Motor vehicles and fixtures and equipment are stated at cost less accumulated depreciation and impairment losses.

Heritable property is stated at deemed cost at 1<sup>st</sup> January 2014.

Depreciation is provided at the following annual rates in order to write off each asset over its estimated useful life:

Land & Buildings	Nil
Motor Vehicles	25% straight line
Fixtures and equipment	25% straight line

Buildings are held at deemed cost and are not depreciated as the residual value is considered by the Trustees to be no lower than their deemed cost.

The gain or loss arising on the disposal of an asset is determined as the difference between the sales proceeds and the carrying amount of the asset and is recognised in the statement of financial activities.

#### *Heritage assets*

The Church owns a number of heritage assets which have been donated or purchased since 1843, the most significant being a painting of the first General Assembly of the Church. Other items include Victorian furniture, busts and documents dating from the 16<sup>th</sup> and 17<sup>th</sup> century relating to Scottish church history. The Trustees consider these items to be heritage assets due to their unique historical qualities.

These heritage assets are not recognised in the Balance Sheet as cost information is not readily available and the Trustees believe the benefits of obtaining valuations for these items would not justify the cost and would not be sufficiently reliable to provide a meaningful indication of value.

Acquisitions and gifts of items of historical or other heritage value to the Church are not generally made. The majority of heritage assets have been held for over 100 years.

Conservation is of importance to the Church in preserving its history for current and future generations and the Church is committed to managing its heritage assets accordingly.

The management of the heritage assets of the Church are overseen by its Board of Trustees, the members of which are appointed by the General Assembly.

At present, the Board of Trustees does not consider it in the interests of the Church to dispose of heritage assets.

# Free Church of Scotland

## Notes to the Financial Statements for the year ended 31 December 2024

---

### 1. Accounting policies (continued)

#### *Share pool and investments*

The Share Pool consists of investments attributable to those Funds and Endowments which use the accounting method (used by unit trusts) of sharing equitably investment market value and income. All money understood to be intended for long-term investment is held in the Share Pool except for a few small funds which have specific investments. Investments held are acquired in accordance with guidelines set by the Board of Trustees

Quoted investments are stated at fair value on the Balance Sheet date. Fair value is based on quoted market prices in an active market. Gains and losses arising on revaluation are recognised in the Statement of Financial Activities in the period in which they arise and are apportioned to funds dependent on the number of share pool units held within each fund.

#### *Pensions*

The Church operates one non-contributory defined benefit pension scheme (the Scheme) which requires contributions to be made to a separately administered fund. Contributions to the Scheme have been made in accordance with a Schedule of Contributions agreed between the Church and the Pension Trustee. As needed, provision is made for the accrued unfunded liability to provide pensions to members of the Scheme as they fall due. On 4<sup>th</sup> December 2024 the Scheme entered into a Buy-In transaction with Just Retirement Limited, with the Church contributing an additional one-off amount towards the total premium paid by the Scheme. This amount has been charged to the Statement of Financial Activities. The Buy-In policy now covers the on-going costs of providing pensions to the existing and future pensioners who are members of the Scheme.

Since 1 January 1990 contributions to the Scheme have been charged to the Statement of Financial Activities so as to spread the cost of providing pensions to future pensioners over the members' working lives. With effect from 1 April 2022 a revised annual contribution to the scheme had been agreed. This has now been superseded by the purchase of the Buy-In policy.

As of 31 December 2007, the Pension Scheme was closed to new members and to future accrual of benefits for existing members. Ministers and other employees of the Church are now invited to participate in a Group Personal Pension Scheme (a defined contribution scheme currently operated by Standard Life) with the Church making contributions on behalf of members.

Since 1 February 2014 the Church has complied with legislation on pension auto-enrolment.

#### *Taxation*

No taxation is provided for given the charitable status of the Church.

#### *VAT*

The Church is registered for VAT and accounts for VAT on a partial exemption basis, accordingly irrecoverable VAT is included within the cost category to which it relates.

#### *Stock*

Stocks are stated at the lower of cost and net realisable value. Provision is made for obsolete, slow moving or defective stock where appropriate. Items donated for resale or distribution are not included in the financial statements until they are sold or distributed.

#### *Debtors*

Trade debtors are amounts due from customers for merchandise sold or services performed. Trade debtors are recognised at the undiscounted amount of cash receivable, which is normally invoice price, less any allowances for doubtful debts.

# Free Church of Scotland

## Notes to the Financial Statements for the year ended 31 December 2024

---

### 1. Accounting policies (continued)

#### *Loans from the Board of Trustees*

Concessionary loans are made to congregations at rates normally between 0% and 3% above the Bank of England base rate and are initially measured at the amount paid and subsequently adjusted to reflect repayments, accrued interest or any impairment.

#### *Cash and cash equivalents*

Cash and cash equivalents consist of cash on hand and balances held with banks and are measured at fair value. A range of deposit accounts are held with varying notice periods and interest rates reflecting expected cashflow requirements.

#### *Creditors*

Trade creditors are obligations to pay for goods or services that have been acquired. They are recognised at the undiscounted amount owed to the supplier, which is normally the invoice price.

Congregational balances held on deposit and in the share-pool are funds held on behalf of various congregations, mainly arising from endowment funds or sale of property. Under the Model Trust Deed, the Church continues to have a right to direct how these funds are applied. Recommended accounting practice for charities holding funds as custodian is for the amounts to be excluded from the accounts. However, the basis for holding the funds and the nature of the Church's relationship with congregations is such that the Trustees consider it appropriate to show these amounts as investments and creditors in the balance sheet in order to provide a true and fair view.

#### *Financial assets and financial liabilities*

Financial instruments are recognised in the Balance Sheet when the Church becomes a party to the contractual provisions of the instrument. Financial instruments are initially measured at transaction price unless the arrangement constitutes a financing transaction which includes transaction costs for financial instruments not subsequently measured at fair value. Subsequent to initial recognition, they are accounted for as set out below. A financing transaction is measured at the present value of the future payments discounted at the market rate of interest for a similar debt instrument.

Financial instruments are classified as either 'basic' or 'other' in accordance with Chapter 11 of FRS102.

At the end of each reporting period, basic financial instruments are measured at amortised cost using the effective interest rate method. All financial instruments not classified as basic are measured at fair value at the end of the reporting period with the resulting changes recognised in income or expenditure. Where the fair value cannot be reliably measured, they are recognised at cost less impairment.

### 2. Critical judgements and estimates

In preparing the financial statements Trustees make estimates and assumptions which affect reported results, financial position and disclosure of contingencies. Use of available information and application of judgement are inherent in the formation of the estimates, together with past experience and expectations of future events that are believed to be reasonable under the circumstances. Actual results in the future could differ from such estimates.

Legacy income is measured at fair value, but where part of a legacy left to the Church includes property or shares to be sold, judgement is used to estimate the amount receivable.

The Free Church of Scotland pension scheme valuation is based on estimates which are reviewed each year in consultation with the Actuary who provides advice on the appropriate values to use.

# Free Church of Scotland

## Notes to the Financial Statements for the year ended 31 December 2024

### 3. Comparative Statement of Financial Activities for the year ended 31 December 2023

	Unrestricted Funds £	Restricted Funds £	Expendable Endowment Fund £	Endowment Funds £	2023 £
<b>Income and endowments from:</b>					
Congregational Remittances	1,480,656	2,843,377	-	-	4,324,033
Donations	126,515	416,230	21,920	-	564,665
Legacies	11,284	46,284	146,267	-	203,835
Charitable activities	365,761	248,906	-	-	614,667
Investments	444,863	73,535	16,434	-	534,832
Gain on disposal of fixed assets	-	-	-	-	-
<b>Total</b>	<b>2,429,079</b>	<b>3,628,332</b>	<b>184,621</b>	<b>-</b>	<b>6,242,032</b>
<b>Expenditure on:</b>					
Raising funds	14,610	-	-	-	14,610
Charitable activities	1,202,044	3,785,800	45,911	-	5,033,755
<b>Total</b>	<b>1,216,654</b>	<b>3,785,800</b>	<b>45,911</b>	<b>-</b>	<b>5,048,365</b>
Net gains on investments	72,683	48,338	13,673	134,099	268,793
<b>Net income/(expenditure)</b>	<b>1,285,108</b>	<b>(109,130)</b>	<b>152,383</b>	<b>134,099</b>	<b>1,462,460</b>
<b>Transfers between funds</b>	(370,815)	385,758	(14,943)	-	-
Actuarial loss on defined benefit pension scheme	(692,753)	-	-	-	(692,753)
Other losses	-	(10,195)	-	-	(10,195)
<b>Net movement in funds</b>	<b>221,540</b>	<b>266,433</b>	<b>137,440</b>	<b>134,099</b>	<b>759,512</b>

### 4. Legacies

During 2012, the Church was notified of the bequest of a property which at present is subject to a life rent. The property has been independently valued at £210,000. No recognition of this has been made in the accounts in accordance with the requirements of the Charities SORP.

### 5. Income from charitable activities

	Unrestricted Funds £	Restricted Funds £	Expendable Endowment Fund £	Endowment Funds £	2024 £
Seminary fees	-	246,564	-	-	246,564
Camps income	147,958	-	-	-	147,958
Courses & conferences	13,218	3,726	-	-	16,944
Rent & service charges	178,378	11,794	-	-	190,172
Sales of goods & services	59,859	7,351	-	-	67,210
	<b>399,413</b>	<b>269,435</b>	<b>-</b>	<b>-</b>	<b>668,848</b>

	Unrestricted Funds £	Restricted Funds £	Expendable Endowment Fund £	Endowment Funds £	2023 £
Seminary fees	-	230,486	-	-	230,486
Camps income	125,920	-	-	-	125,920
Courses & conferences	13,065	4,115	-	-	17,180
Rent & service charges	176,895	10,285	-	-	187,180
Sales of goods & services	49,881	4,020	-	-	53,901
	<b>365,761</b>	<b>248,906</b>	<b>-</b>	<b>-</b>	<b>614,667</b>

# Free Church of Scotland

## Notes to the Financial Statements for the year ended 31 December 2024

### 6. Investment income

	Unrestricted Funds £	Restricted Funds £	Expendable Endowment Fund £	Endowment Funds £	2024 £
Interest on loans from Trustees	115,117	-	-	-	115,117
Dividend income	55,233	89,874	6,673	-	151,780
Bank interest	350,600	-	-	-	350,600
	<b>520,950</b>	<b>89,874</b>	<b>6,673</b>	<b>-</b>	<b>617,497</b>

	Unrestricted Funds £	Restricted Funds £	Expendable Endowment Fund £	Endowment Funds £	2023 £
Interest on loans from Trustees	128,450	-	-	-	128,450
Dividend income	63,414	73,535	16,434	-	153,383
Bank interest	252,999	-	-	-	252,999
	<b>444,863</b>	<b>73,535</b>	<b>16,434</b>	<b>-</b>	<b>534,832</b>

### 7. Charitable activities

2024 Activity	Staff costs £	Grant Funding £	Other direct costs £	Governance costs £	Support costs £	2024 Total £
Mission	2,809,026	404,679	407,287	138,876	581,437	4,341,305
Seminary	499,974	7,025	200,719	27,143	75,313	810,174
Recruitment & Training	25,413	122,858	16,541	6,321	15,213	186,346
Communications, Publications & Resources	60,749	-	29,190	3,449	22,581	115,969
Disaster & Relief	-	20,749	103	800	1,925	23,577
Other Charitable Activity	-	7,099	200,734	7,971	70,972	286,776
	<b>3,395,162</b>	<b>562,410</b>	<b>854,574</b>	<b>184,560</b>	<b>767,441</b>	<b>5,764,147</b>
	(Note 10)	(Note 11)		(Note 9)	(Note 8)	

2023 Activity	Staff costs £	Grant Funding £	Other direct costs £	Governance costs £	Support costs £	2023 Total £
Mission	2,729,161	209,352	291,900	132,656	364,930	3,727,999
Seminary	471,410	3,798	189,014	27,276	66,141	757,639
Recruitment & Training	29,019	89,090	16,050	5,509	12,691	152,359
Communications, Publications & Resources	56,576	-	32,955	3,677	18,926	112,134
Disaster & Relief	-	17,500	203	727	1,675	20,105
Other Charitable Activity	-	1,801	192,802	7,991	60,925	263,519
	<b>3,286,166</b>	<b>321,541</b>	<b>722,924</b>	<b>177,836</b>	<b>525,288</b>	<b>5,033,755</b>
	(Note 10)	(Note 11)		(Note 9)	(Note 8)	

# Free Church of Scotland

## Notes to the Financial Statements for the year ended 31 December 2024

### 8. Support costs

Whenever possible, costs are allocated directly to particular activities. Support costs were then identified and apportioned to governance costs or charitable activities as appropriate. A breakdown of the support costs together with the basis of apportionment to activities is shown in the tables below.

	Staff Costs	Other Costs	2024	Staff Costs	Other Costs	2023
	£	£	£	£	£	£
Central office	262,809	56,803	319,612	233,674	66,236	299,910
Free Church pension	230,000	5,388	235,388	18,000	3,712	21,712
Edinburgh building	-	101,829	101,829	-	83,600	83,600
General	22,010	88,602	110,612	30,118	89,948	120,066
	<b>514,819</b>	<b>252,622</b>	<b>767,441</b>	<b>281,792</b>	<b>243,496</b>	<b>525,288</b>

Support costs were allocated on the following basis:

#### Cost Heading

Central office – salary costs

Central office – other costs

Free Church pension

Edinburgh building

General

#### Basis of Allocation

Analysis of staff roles, with general support activity allocated on the basis of activity expenditure

Activity expenditure

Number of pensioners related to activities

Analysis of floor area

Activity expenditure

### 9. Governance costs

Governance costs were identified either directly or as an apportionment of support costs as indicated in Note 8 above. The main elements of governance costs are shown in the table below. There were apportioned to activities on the basis of expenditure on each activity.

	Salary costs	Other direct costs	2024	Salary costs	Other direct costs	2023
	£	£	£	£	£	£
Committee expenses	-	13,491	13,491	-	8,198	8,198
Assembly arrangements	14,188	19,105	33,293	10,131	10,761	20,892
Ecumenical relations	-	8,579	8,579	-	8,033	8,033
Audit fees	-	23,068	23,068	-	26,470	26,470
Legal fees - general	-	7,274	7,274	-	19,525	19,525
Staff time	98,855	-	98,855	94,718	-	94,718
	<b>113,043</b>	<b>71,517</b>	<b>184,560</b>	<b>104,849</b>	<b>72,987</b>	<b>177,836</b>



# Free Church of Scotland

## Notes to the Financial Statements for the year ended 31 December 2024

### 10. Employee costs

	2024 £	2023 £
Gross salaries	3,150,031	3,027,780
Employer's national insurance	272,780	264,967
Defined contribution pension costs	329,978	314,507
Honoraria	18,225	17,435
Defined benefit administration costs	230,000	18,000
Pension scheme settlements & curtailments	2,289,000	-
Group life assurance scheme	22,010	30,118
	<b>6,312,024</b>	<b>3,672,807</b>
Represented by:		
Charitable activities	3,395,162	3,286,166
Support Costs	514,819	281,792
Governance costs	113,043	104,849
Pension scheme settlements & curtailments	2,289,000	-
Total	<b>6,312,024</b>	<b>3,672,807</b>

During the year the Church has contributed £329,978 (2023: £314,507) into a defined contribution pension scheme. At the year end, pension contributions outstanding to the defined contribution scheme were £47,830 (2023 - £54,222).

The average number of employees during the year was 125 (2023: 126) on the payroll which includes ministers who are office-holders rather than employees of the Church.

The analysis of staff (headcount) employed was:

	2024	2023
Mission	98	97
Seminary	10	12
Recruitment & Training	-	1
Communications, Publications & Resources	3	3
Office Support Services	14	13
	<b>125</b>	<b>126</b>

The following number of employees earned total employee benefits (excluding employer pension costs) within the bands shown below:

	2024	2023
£60,000 - £69,999	1	-

The key management personnel of the church comprise the Chief Executive Officer, the Finance Manager, and the Trustees.

The total amount of remuneration and benefits received by Trustees and its key management personnel for their services to the charity (average number of 8 in year (2023: 7)), was £366,209 (2023: £314,876).

# Free Church of Scotland

## Notes to the Financial Statements for the year ended 31 December 2024

### 11. Grants and donations

	Grants to individuals	Grants to institutions	Total 2024	Grants to individuals	Grants to institutions	Total 2023
	£	£	£	£	£	£
Mission	987	403,692	404,679	18,911	194,951	213,862
Seminary	7,025	-	7,025	3,267	-	3,267
Recruitment & Training	24,267	98,591	122,858	4,068	81,043	85,111
Disaster & Relief	-	20,749	20,749	-	17,500	17,500
Other Charitable	7,099	-	7,099	1,801	-	1,801
	<b>39,378</b>	<b>523,032</b>	<b>562,410</b>	<b>28,047</b>	<b>293,494</b>	<b>321,541</b>

Material grants to institutions comprised:

	2024	2023
	£	£
Grants to UK Mission Partners	42,249	37,500
Grants to Overseas Mission Partners	14,314	15,152
Grants to Free Church congregations	466,469	240,842
	<b>523,032</b>	<b>293,494</b>

Grants include commitments to future years.

### 12. Tangible fixed assets

	Heritable property	Motor vehicles	Fixtures & equipment	Total
	£	£	£	£
<u>Cost or Deemed Cost</u>				
At 1 January 2024	4,239,505	8,000	359,443	4,606,948
Additions	421,840		6,566	428,406
Disposals	(26,877)	-	-	(26,877)
<b>At 31 December 2024</b>	<b>4,634,468</b>	<b>8,000</b>	<b>366,009</b>	<b>5,008,477</b>
<u>Depreciation</u>				
At 1 January 2024	-	8,000	324,483	332,483
Charge for year	-	-	20,745	20,745
Disposals	-	-	-	-
<b>At 31 December 2024</b>	<b>-</b>	<b>8,000</b>	<b>345,228</b>	<b>353,228</b>
<u>Net book value</u>				
Net book value at 31 December 2024	<b>4,634,468</b>	<b>-</b>	<b>20,781</b>	<b>4,655,249</b>
<u>Analysed as follows:</u>				
Cost	1,641,812	-	20,781	1,662,593
Deemed Cost	2,992,656	-	-	2,992,656
<b>At 31 December 2024</b>	<b>4,634,468</b>	<b>-</b>	<b>20,781</b>	<b>4,655,249</b>
<b>At 31 December 2023</b>	<b>4,239,505</b>	<b>-</b>	<b>34,960</b>	<b>4,274,465</b>

Properties held include: (a) Properties held as part of an agreement with the College Professors under Act XIX, 1978 and Act XX1 1988, included above at original cost; (b) Churches and manses held on behalf of congregations; (c) Two properties held in South Africa in connection with a theological college; and (d) A property in Peru which was used as a headmaster's house and which was sold in March 2025.

The Church has granted a standard security to the Free Church of Scotland Pension Scheme over the buildings held at the Mound in Edinburgh which will remain in place until the Buy-Out of the Scheme completes.

# Free Church of Scotland

## Notes to the Financial Statements for the year ended 31 December 2024

### 13. Investments

	2024	2023
	£	£
Quoted investments	6,180,700	5,753,174
Cash	115,572	59,357
	<b><u>6,296,272</u></b>	<b><u>5,812,531</u></b>

### Quoted investments

	2024	2023
	£	£
Market value at 1 January	5,753,174	5,441,493
Acquisition of investments	892,709	1,256,055
Disposals of investments	(942,014)	(1,253,921)
(Decrease)/increase in value of investments	476,831	309,547
<b>Market Value at 31 December</b>	<b><u>6,180,700</u></b>	<b><u>5,753,174</u></b>
Historical cost as at 31 December	<u>5,307,653</u>	<u>5,280,277</u>

### 14. Stock

	2024	2023
	£	£
Books and Publications	<b><u>18,890</u></b>	<b><u>8,689</u></b>

£2,099 (2023 - £3,018) of stock was recognised as an expense in the year.

### 15. Debtors: amounts falling due within one year

	2024	2023
	£	£
Trade debtors	112,746	164,067
Loans from Board of Trustees	177,431	177,599
Prepayments and Accrued Income	51,723	202,566
Other debtors	<u>131,897</u>	<u>123,816</u>
	<b><u>473,797</u></b>	<b><u>668,048</u></b>

### 16. Cash and cash equivalents

	2024	2023
	£	£
Balances held in current accounts	643,664	2,029,860
Balances held in deposit accounts	<u>6,490,385</u>	<u>6,957,059</u>
	<b><u>7,134,049</u></b>	<b><u>8,986,919</u></b>

### 17. Debtors: amounts falling due in more than one year

	2024	2023
	£	£
Loans from Board of Trustees	2,341,891	2,791,324
Other debtors	<u>7,872</u>	<u>10,200</u>
	<b><u>2,349,763</u></b>	<b><u>2,801,524</u></b>

# Free Church of Scotland

## Notes to the Financial Statements for the year ended 31 December 2024

### 18. Creditors: falling due within one year

	2024	2023
	£	£
HMRC – tax and national insurance	69,194	87,289
Other creditors	215,395	133,079
Grant commitments	196,692	101,575
Congregational balances held on deposit	533,346	1,007,069
Deferred income (below)	141,259	138,141
Accrued expenses	60,455	39,596
	<b><u>1,216,341</u></b>	<b><u>1,506,749</u></b>

#### Deferred income

	2024	2023
	£	£
Balance at 1 January	138,141	120,684
Income deferred in the year	141,259	138,141
Amounts released in relation to previous periods	(138,141)	(120,684)
Balance at 31 December	<b><u>141,259</u></b>	<b><u>138,141</u></b>

Deferred income relates to fees for conferences and seminary courses, subscriptions for magazines and other income received which relates to 2025.

### 19. Creditors: falling due in more than one year

	2024	2023
	£	£
Grant commitments	80,000	49,950
Congregational balances held in the share pool	828,897	767,771
Congregational investments held elsewhere	7,177	6,559
Congregational balances held on deposit	<u>3,322,421</u>	<u>3,609,886</u>
	<b><u>4,238,495</u></b>	<b><u>4,434,166</u></b>

The congregational balances are held on behalf of various congregations of the Free Church of Scotland.

### 20. Grant commitments included in creditors

	2024	2023
	£	£
Balance at 1 January	151,525	156,150
Commitments during year	276,692	151,525
Amounts released in relation to previous periods	(151,525)	(156,150)
Balance at 31 December	<b><u>276,692</u></b>	<b><u>151,525</u></b>

Grant commitments related to grants awarded relating to 2025 and beyond.

# Free Church of Scotland

## Notes to the Financial Statements for the year ended 31 December 2024

### 21. Financial assets and liabilities at fair value through net income

	2024 £	2023 £
Financial assets at fair value	6,180,700	5,753,174

Financial assets at fair value comprises quoted investments.

### 22. Trustees' expenses and remuneration and related party transactions

Trustees are not remunerated in their capacity as Trustees, however, as authorised by Acts of Assembly, 6 (2023: 5) of the trustees are on the payroll of the Church in their capacity as Ministers and none of the trustees (2023: 0) was engaged to assist with arrangements for the General Assembly. [REDACTED] serves as Principal of Edinburgh Theological Seminary.

Remuneration paid amounted to:

	2024 £	2023 £
Salaries	196,105	158,010
Employers' national insurance	19,064	15,081
Pension costs	<u>19,595</u>	<u>16,674</u>
	<b><u>234,764</u></b>	<b><u>189,765</u></b>

The salary and stipend payments made to individual Trustees were:

Trustee	Stipend/ salary £	Pension Costs £	2024 Total £	Stipend/ salary £	Pension Costs £	2023 Total £
[REDACTED]	27,580	2,758	30,338	26,265	2,627	28,892
[REDACTED]	55,160	5,630	60,790	52,530	5,682	58,212
[REDACTED]	30,080	2,758	32,838	-	-	-
[REDACTED]	28,125	2,892	31,017	26,685	2,960	29,645
[REDACTED]	27,580	2,799	30,379	26,265	2,778	29,043
[REDACTED]	27,580	2,758	30,338	26,265	2,627	28,892
	<b>196,105</b>	<b>19,595</b>	<b>215,700</b>	<b>158,010</b>	<b>16,674</b>	<b>174,684</b>

Trustees are reimbursed expenses for attending meetings and duties directly related to their duties as a Trustee. In 2024, eleven Trustees were paid total expenses of £4,082 (2023: 8 Trustees - £3,377) for travel and subsistence in connection with their trustee duties. In addition, five of the Trustees were reimbursed £16,803 (2023: 5 Trustees - £19,705) for training, travel and subsistence in relation to their non-trustee activities in the Church. There was £746 outstanding at the year-end (2023 - £176).

# Free Church of Scotland

## Notes to the Financial Statements for the year ended 31 December 2024

### 23. Unrestricted Funds

	Balance at 1 Jan 2024 £	Income £	Expenditure £	Transfers £	Other recognised gains & losses £	Balance at 31 Dec 2024 £
<b>General Fund</b>	<b>7,328,658</b>	<b>2,409,235</b>	<b>(776,456)</b>	<b>(3,217,639)</b>	<b>126,229</b>	<b>5,870,027</b>
<b>Designated Funds</b>						
Assets fund	4,274,465	-	-	380,784	-	4,655,249
Youth work	1,700	14,445	(17,827)	3,382	-	1,700
Camps	5,341	183,682	(225,601)	41,579	-	5,001
Communications	-	20,564	(89,939)	69,375	-	-
Edinburgh building	-	42,992	(101,829)	58,837	-	-
Let property	-	135,386	(22,017)	(113,369)	-	-
International mission	200,000	-	-	-	-	200,000
Development	106,006	-	-	-	-	106,006
Other funds	-	5,868	(44,367)	38,499	-	-
	<b>4,587,512</b>	<b>402,937</b>	<b>(501,580)</b>	<b>479,087</b>	<b>-</b>	<b>4,967,956</b>
<b>Unrestricted funds</b>	<b>11,916,170</b>	<b>2,812,172</b>	<b>(1,278,036)</b>	<b>(2,738,552)</b>	<b>126,229</b>	<b>10,837,983</b>
Pension Scheme	-	2,502	(2,519,000)	2,475,498	41,000	-
<b>Total unrestricted funds</b>	<b>11,916,170</b>	<b>2,814,674</b>	<b>(3,797,036)</b>	<b>(263,054)</b>	<b>167,229</b>	<b>10,837,983</b>

	Balance at 1 Jan 2023 £	Income £	Expenditure £	Transfers £	Other recognised gains & losses £	Balance at 31 Dec 2023 £
<b>General Fund</b>	<b>6,904,618</b>	<b>2,048,802</b>	<b>(752,900)</b>	<b>(944,545)</b>	<b>72,683</b>	<b>7,328,658</b>
<b>Designated Funds</b>						
Assets fund	4,300,004	-	-	(25,539)	-	4,274,465
Youth work	1,700	13,405	(19,436)	6,031	-	1,700
Camps	6,430	159,603	(197,196)	36,504	-	5,341
Communications	-	21,448	(89,531)	68,083	-	-
Edinburgh building	-	42,168	(83,600)	41,432	-	-
Let property	-	134,727	(23,978)	(110,749)	-	-
International mission	200,000	-	-	-	-	200,000
Development	111,006	-	-	(5000)	-	106,006
Other funds	-	8,926	(32,013)	23,087	-	-
	<b>4,619,140</b>	<b>380,277</b>	<b>(445,754)</b>	<b>33,849</b>	<b>-</b>	<b>4,587,512</b>
<b>Unrestricted funds</b>	<b>11,523,758</b>	<b>2,429,079</b>	<b>(1,198,654)</b>	<b>(910,696)</b>	<b>72,683</b>	<b>11,916,170</b>
Pensions surplus	170,872	-	(18,000)	539,881	(692,753)	-
<b>Total unrestricted funds</b>	<b>11,694,630</b>	<b>2,429,079</b>	<b>(1,216,654)</b>	<b>(370,815)</b>	<b>(620,070)</b>	<b>11,916,170</b>

# Free Church of Scotland

## Notes to the Financial Statements for the year ended 31 December 2024

### 23. Unrestricted Funds (continued)

#### Explanation of funds Designated funds

The assets fund was set up to hold the net book value of the fixed assets (property and equipment) and intangible fixed assets of the Church.

The pensions surplus / deficit fund holds the balance of the surplus / deficit and any movement in it.

The youth work fund provides funding support for the youth work of the Church. It encompasses the income and expenditure associated with production of Sunday School materials.

The camps fund incorporates the income and expenditure associated with the Church's programme of youth camps.

The communications fund incorporates the income and expenditure associated with *The Record* magazine and the Church's website and provides funding for the Church's Communication Officer.

The bookshop fund represents the trading activity and operating costs of the Church's Bookshop.

The Edinburgh building fund provides for the upkeep of the Mound and Assembly Hall buildings in Edinburgh.

The let property fund incorporates the income and expenditure associated with the Church's portfolio of flats in Edinburgh and some other centrally held properties.

The international mission fund has been established to hold the reserve which is required under the reserves policy of the Board of Trustees.

The development fund has been set up to provide time-limited funding for growth & development projects.

Other funds include inter alia funds for ecumenical relations, assembly arrangements and psalmody.

### 24. Restricted funds

	Balance at 1 Jan 2024 £	Income £	Expenditure £	Transfers £	Other recognised gains & losses £	Balance at 31 Dec 2024 £
Mission Funds	932,640	3,229,021	(3,377,565)	81,426	14,591	880,113
Training of the ministry	(26,208)	97,636	(164,813)	63,974	3,148	(26,263)
ETS	533,155	305,257	(650,037)	352,287	35,318	575,980
Disaster & relief	22,734	10,283	(20,852)	-	-	12,165
Sundry funds	303,347	4,155	(7,144)	(76,118)	21,567	245,807
<b>Total restricted funds</b>	<b>1,765,668</b>	<b>3,646,352</b>	<b>(4,220,411)</b>	<b>421,569</b>	<b>74,624</b>	<b>1,687,802</b>

# Free Church of Scotland

## Notes to the Financial Statements for the year ended 31 December 2024

### 24. Restricted funds (continued)

	Balance at 1 Jan 2023 £	Income £	Expenditure £	Transfers £	Other recognised gains & losses £	Balance at 31 Dec 2023 £
Mission Funds	719,894	3,226,801	(3,013,781)	-	(274)	932,640
Training of the Ministry	1,399	75,033	(134,160)	29,505	2,015	(26,208)
ETS	478,481	294,448	(618,310)	355,935	22,601	533,155
Disaster & Relief	12,246	28,191	(17,703)	-	-	22,734
Sundry Funds	287,215	3,859	(1,846)	318	13,801	303,347
<b>Total restricted funds</b>	<b>1,499,235</b>	<b>3,628,332</b>	<b>(3,785,800)</b>	<b>385,758</b>	<b>38,143</b>	<b>1,765,668</b>

### Explanation of funds – Restricted Funds

Mission Funds - provides funding for congregational ministry and mission activity both at home and overseas.

Training of the Ministry Fund - provides funding for candidates training for the Free Church ministry.

ETS Fund - represents the income and expenditure associated with running Edinburgh Theological Seminary, together with funds from donations and legacies for seminary support.

Disaster & Relief Fund - provides assistance in response to natural disasters or where there is widespread human suffering.

Sundry Funds - are various small funds which have been set up by the church over many decades.

### 25. Endowment funds

	Balance at 1 Jan 2024 £	Income £	Expenditure £	Transfers £	Other recognised gains & losses £	Balance at 31 Dec 2024 £
<b>Expendable</b>						
College	<b>411,210</b>	<b>16,442</b>	<b>(57,680)</b>	<b>-</b>	<b>21,366</b>	<b>391,338</b>
<b>Permanent</b>						
College general	424,196	-	-	-	35,301	459,497
Sustentation	1,184,161	-	-	-	98,540	1,282,701
Home missions	38,643	-	-	-	3,215	41,858
Rural areas	104,264	-	-	-	8,677	112,941
Retired ministers and professors	158,515	-	-	(158,515)	-	-
Foreign missions	426,000	-	-	-	35,448	461,448
Jewish mission	27,498	-	-	-	2,289	29,787
Church extension	49,356	-	-	-	4,107	53,463
Church and manse building fund	27,868	-	-	-	2,319	30,187
Other funds	65,612	-	-	-	5,460	71,072
Training of ministry	12,100	-	-	-	1,007	13,107
	<b>2,518,213</b>	<b>-</b>	<b>-</b>	<b>(158,515)</b>	<b>196,363</b>	<b>2,556,061</b>

The Retired ministers and professors endowment fund existed to help provide income to retired ministers and professors of the Free Church and so the income has previously been paid into the Free Church Pension Scheme as part of the regular contributions. To ensure that this continues the total value of this fund has been transferred to Just Retirement Limited as part of the Buy-In transaction.



# Free Church of Scotland

## Notes to the Financial Statements for the year ended 31 December 2024

### 25. Endowment funds (continued)

	Balance at 1 Jan 2023 £	Income £	Expenditure £	Transfers £	Other recognised gains & losses £	Balance at 31 Dec 2023 £
<b>Expendable</b>						
College	273,770	184,621	(45,911)	(14,943)	13,673	411,210
<b>Permanent</b>						
College general	401,607	-	-	-	22,589	424,196
Sustentation	1,121,102	-	-	-	63,059	1,184,161
Home missions	36,585	-	-	-	2,058	38,643
Rural areas	98,712	-	-	-	5,552	104,264
Retired ministers and professors	150,074	-	-	-	8,441	158,515
Foreign missions	403,314	-	-	-	22,686	426,000
Jewish mission	26,034	-	-	-	1,464	27,498
Church extension	46,728	-	-	-	2,628	49,356
Church and manse building fund	26,384	-	-	-	1,484	27,868
Other funds	62,118	-	-	-	3,494	65,612
Training of ministry	11,456	-	-	-	644	12,100
	<b>2,384,114</b>	<b>-</b>	<b>-</b>	<b>-</b>	<b>134,099</b>	<b>2,518,213</b>

### Explanation of funds

Most, if not all, of the permanent endowment funds follow the fund descriptions of unrestricted funds and restricted funds. The primary purpose of the funds that remain in permanent endowments is to provide an income stream to those unrestricted and restricted funds for the objects that have been set out.

### Expendable endowment fund

The expendable endowment funds are funds given towards the Free Church College (now known as ETS). Generally, the income will be allocated to the college fund or may be capitalised to the endowment fund. In certain situations, as the need arises, the College Board may spend some of the capital of the endowment fund.

# Free Church of Scotland

## Notes to the Financial Statements for the year ended 31 December 2024

### 26. Funds held in share pool

A summary of the funds held in the share pool during the year together with the value at the beginning and end of the year is shown in the table below:

	At 1 <sup>st</sup> January 2024		Additions and Withdrawals		At 31 <sup>st</sup> December 2024	
	Units	Market Value	Units	Value	Units	Market Value
<b>Unrestricted Funds</b>		£		£		£
General Fund	253,387	1,366,092	29,891	161,155	283,278	1,654,226
<b>Restricted Funds</b>						
Jewish Mission	34,585	186,458	-	-	34,585	201,962
Training of the ministry	25,865	139,450	-	-	25,865	151,044
ETS	78,792	424,793	-	-	78,792	460,112
Sundry Funds	29,272	157,812	-	-	29,272	170,932
	<b>168,514</b>	<b>908,513</b>	<b>-</b>	<b>-</b>	<b>168,514</b>	<b>984,050</b>
<b>Endowment funds</b>						
College Endowment Fund	47,666	256,984	-	-	47,666	278,350
College	78,750	424,568	-	-	78,750	459,867
Sustentation	219,834	1,185,196	-	-	219,834	1,283,737
Home Missions	7,174	38,676	-	-	7,174	41,892
Rural Areas	19,356	104,356	-	-	19,356	113,032
Retired Ministers & Profs	29,427	158,653	(29,427)	(158,653)	-	-
Foreign Missions General	77,889	419,926	-	-	77,889	454,840
Jewish Mission	5,105	27,523	-	-	5,105	29,811
Church Extension	9,163	49,399	-	-	9,163	53,506
Church & Manse Bldg Fund	5,173	27,891	-	-	5,173	30,211
Perm Endow - Other	13,376	72,114	-	-	13,376	78,110
Training	2,245	12,106	-	-	2,245	13,112
	<b>467,492</b>	<b>2,520,408</b>	<b>(29,427)</b>	<b>(158,653)</b>	<b>438,065</b>	<b>2,558,118</b>
Congregational Investments	142,408	767,771	(464)	(2,502)	141,944	828,897
	<b>1,079,467</b>	<b>5,819,768</b>	<b>-</b>	<b>-</b>	<b>1,079,467</b>	<b>6,303,641</b>

# Free Church of Scotland

## Notes to the Financial Statements for the year ended 31 December 2024

### 26. Funds held in share pool (continued)

	At 1 <sup>st</sup> January 2023		Additions and Withdrawals		At 31 <sup>st</sup> December 2023	
	Units	Market Value	Units	Value	Units	Market Value
Unrestricted Funds		£		£		£
General Fund	245,415	1,252,717	7,972	40,691	253,387	1,366,092
<b>Restricted Funds</b>						
Jewish Mission	34,585	176,538	-	-	34,585	186,458
Training of the ministry	25,865	132,030	-	-	25,865	139,450
ETS	78,792	402,192	-	-	78,792	424,793
Sundry Funds	29,272	149,415	-	-	29,272	157,812
	<b>168,514</b>	<b>860,175</b>	<b>-</b>	<b>-</b>	<b>168,514</b>	<b>908,513</b>
<b>Endowment funds</b>						
College Endowment Fund	47,666	243,311	-	-	47,666	256,984
College	78,750	401,979	-	-	78,750	424,568
Sustentation	219,834	1,122,138	-	-	219,834	1,185,196
Home Missions	7,174	36,618	-	-	7,174	38,676
Rural Areas	19,356	98,803	-	-	19,356	104,356
Retired Ministers & Profs	29,427	150,212	-	-	29,427	158,653
Foreign Missions General	77,889	397,583	-	-	77,889	419,926
Jewish Mission	5,105	26,058	-	-	5,105	27,523
Church Extension	9,163	46,771	-	-	9,163	49,399
Church & Manse Bldg Fund	5,173	26,408	-	-	5,173	27,891
Perm Endow – Other	13,376	68,277	-	-	13,376	72,114
Training	2,245	11,462	-	-	2,245	12,106
	<b>467,492</b>	<b>2,386,309</b>	<b>-</b>	<b>-</b>	<b>467,492</b>	<b>2,520,408</b>
Congregational Investments	150,380	767,613	(7,972)	(40,691)	142,408	767,771
	<b>1,079,467</b>	<b>5,510,125</b>	<b>-</b>	<b>-</b>	<b>1,079,467</b>	<b>5,819,768</b>

### 27. Free Church of Scotland pension scheme

The Free Church of Scotland (the Church) operates a defined benefit pension arrangement called the Free Church of Scotland Pension Scheme (the Scheme). The Scheme, which was closed to new members and to future accrual of benefits for existing members on 31 December 2007, provides benefits based on final salary and length of service on retirement, leaving service or death. The following disclosures exclude any allowance for defined contribution schemes operated by the Church.

The Scheme is subject to the Statutory Funding Objective under the Pensions Act 2004. A valuation of the Scheme is carried out at least once every three years to determine whether the Statutory Funding Objective is met. As part of the process the Church must agree with the Trustees of the Scheme the contributions to be paid to address any shortfall against the Statutory Funding Objective. The most recent comprehensive actuarial valuation of the Scheme was carried out as at 31 December 2021.

# Free Church of Scotland

## Notes to the Financial Statements for the year ended 31 December 2024

### 27. Free Church of Scotland pension scheme(continued)

At the year end the Actuary reported a funding surplus in the pension scheme on an accounting basis of £16,000 however an asset ceiling has been applied to show a nil value in the accounts in accordance with FRS102. On 4 December 2024 the Scheme completed a Buy-In transaction with Just Retirement Limited covering all of the Scheme's pension obligations.

### Explanation of amounts in the financial statements

Amounts recognised in the balance sheet at 31 December	Value at 31 December 2024	Value at 31 December 2023
	£	£
Fair value of assets	6,659,000	7,624,000
Present value of funded obligations	(6,643,000)	(7,267,000)
<b>Surplus</b>	<b>16,000</b>	<b>357,000</b>
Effect of asset ceiling	(16,000)	(357,000)
<b>Net defined benefit asset at 31 December</b>	<b>-</b>	<b>-</b>

Amount recognised in the statement of financial activities over the year	31 December 2024	31 December 2023
	£	£
Administration costs	288,000	38,000
Interest on liabilities	320,000	335,000
Interest on assets	(378,000)	(355,000)
Net administration costs	230,000	18,000
Settlement and curtailment cost	2,289,000	-
<b>Total</b>	<b>2,519,000</b>	<b>18,000</b>

### Reconciliation of Assets and Defined Benefit Obligation

The change in the assets over the period was:

	31 December 2024	31 December 2023
	£	£
Fair value of assets at the beginning of the period	7,624,000	7,258,000
Interest on assets	378,000	355,000
Church contributions	2,478,000	540,000
Benefits paid	(566,000)	(515,000)
Administration costs	(288,000)	(38,000)
Change due to settlements and curtailments	(2,289,000)	-
Return on plan assets less interest	(678,000)	24,000
<b>Fair value of assets at the end of the period</b>	<b>6,659,000</b>	<b>7,624,000</b>

The change in the defined benefit obligation over the period was:

	31 December 2024	31 December 2023
	£	£
Defined Benefit Obligation at the beginning of the	7,267,000	7,087,000
Interest costs	320,000	335,000
Benefits paid	(566,000)	(515,000)
Experience loss / (gain) on defined benefit obligation	195,000	195,000
Changes to demographic assumptions	(16,000)	(68,000)
Changes to financial assumptions	(557,000)	233,000
<b>Defined benefit obligation at the end of the period</b>	<b>6,643,000</b>	<b>7,267,000</b>

# Free Church of Scotland

## Notes to the Financial Statements for the year ended 31 December 2024

### 27. Free Church of Scotland pension scheme(continued)

#### Assets

The major categories of assets as a percentage of total assets are as follows:

Asset Category	31 December 2024	31 December 2023
UK equities	-	5.5%
Overseas equities	-	14.7%
Property	-	1.9%
Gilts	-	39.0%
Bonds	-	0.0%
Fixed Interest	-	22.8%
Other	-	5.1%
Cash	-	11.0%
Just Retirement Ltd Buy-In policy	100%	
<b>Total</b>	<b>100%</b>	<b>100%</b>

The sole asset of the Scheme is now the Just Retirement Limited insurance policy. The previous assets have not included any investment in the Church or related properties.

#### Actuarial assumptions

The principal assumptions used to calculate the Scheme's liabilities include:

	31 December 2024	31 December 2023
Discount rate	5.35%	4.55%
Inflation assumption (RPI)	3.50%	3.35%
Inflation assumption (CPI)	2.95%	2.90%
CPI pension increases capped at 5%	2.90%	2.85%
Revaluation in deferment		
Post retirement mortality assumption	97% of S3PMA_H for males and 108% of S3PFA for females with CMI 2023 projections using a long-term improvement rate of 1.25% pa, an initial addition parameter of 0% pa and core 2023 weight parameters (0%, 0%, 15%, 15%)	97% of S3PMA_H for males and 108% of S3PFA for females with CMI 2022 projections using a long-term improvement rate of 1.25% pa, an initial addition parameter of 0% pa and core 2022 weight parameters (0%, 0%, 25%)
Tax free cash	Members are assumed to commute 10% of pension at retirement	Members are assumed to commute 10% of pension at retirement

Under the adopted mortality tables, the future life expectancy at age 65 is as follows:

Life expectancy at age 65	31 December 2024	31 December 2023
Male currently aged 45	20.8	20.8
Male currently aged 65	19.5	19.5
Female currently aged 45	24.8	24.8
Female currently aged 65	23.4	23.4

# Free Church of Scotland

## Notes to the Financial Statements for the year ended 31 December 2024

### 28. Analysis of net assets by fund

Fund balances at 31<sup>st</sup> December 2024 are represented by:

	Unrestricted funds	Restricted funds	Expendable endowment funds	Permanent endowment funds	Total funds 2023
	£	£	£	£	£
<b>Fixed assets</b>					
Tangible fixed assets	4,655,249	-	-	-	<b>4,655,249</b>
Investments	2,475,754	984,050	278,350	2,558,118	<b>6,296,272</b>
<b>Current assets</b>					
Stock	18,890	-	-	-	<b>18,890</b>
Debtors	392,462	81,335	-	-	<b>473,797</b>
Bank & cash	5,874,109	1,149,009	112,988	(2,057)	<b>7,134,049</b>
<b>Debtors</b>					
Amounts falling due after one year	2,349,763	-	-	-	<b>2,349,763</b>
<b>Creditors</b>					
Amounts falling due within one year	(769,749)	(446,592)	-	-	<b>(1,216,341)</b>
<b>Creditors</b>					
Amounts falling due after one year	(4,158,495)	(80,000)	-	-	<b>(4,238,495)</b>
<b>Pension scheme surplus</b>	-	-	-	-	<b>-</b>
	<b>10,837,983</b>	<b>1,687,802</b>	<b>391,338</b>	<b>2,556,061</b>	<b>15,473,184</b>

# Free Church of Scotland

## Notes to the Financial Statements for the year ended 31 December 2024

### 28. Analysis of net assets by fund (continued)

Fund balances at 31<sup>st</sup> December 2023 are represented by:

	Unrestricted funds	Restricted funds	Expendable endowment funds	Permanent endowment funds	Total funds 2023
	£	£	£	£	£
<b>Fixed assets</b>					
Tangible fixed assets	4,274,465	-	-	-	<b>4,274,465</b>
Investments	2,168,803	898,117	254,043	2,491,568	<b>5,812,531</b>
<b>Current assets</b>					
Stock	8,689	-	-	-	<b>8,689</b>
Debtors	471,486	196,562	-	-	<b>668,048</b>
Bank & cash	7,844,642	958,465	157,167	26,645	<b>8,986,919</b>
<b>Debtors</b>					
Amounts falling due after one year	2,801,524	-	-	-	<b>2,801,524</b>
<b>Creditors</b>					
Amounts falling due within one year	(1,269,223)	(237,526)	-	-	<b>(1,506,749)</b>
<b>Creditors</b>					
Amounts falling due after one year	(4,384,216)	(49,950)	-	-	<b>(4,434,166)</b>
<b>Pension scheme deficit</b>	-	-	-	-	<b>-</b>
	<b>11,916,170</b>	<b>1,765,668</b>	<b>411,210</b>	<b>2,518,213</b>	<b>16,611,261</b>

# Free Church of Scotland

## Notes to the Financial Statements for the year ended 31 December 2024

### 29. Transfers

<b>Fund</b>	<b>Unrestricted</b>	<b>Restricted</b>	<b>Expendable Endowment</b>	<b>Endowment</b>	<b>Total 2024</b>
	£	£	£	£	£
General fund	(3,217,639)	-	-	-	(3,217,639)
	-	-			
Development fund				-	-
Asset fund	380,784	-	-	-	380,784
Pension Deficit Fund	2,475,498	-	-	-	2,475,498
Communications	69,375	-	-	-	69,375
Let property	(113,369)	-	-	-	(113,369)
Other	142,297	-	-	-	142,297
			-		
Mission Board	-	81,426		-	81,426
Training of Ministry	-	63,974	-	-	63,974
Seminary	-	352,287	-	-	352,287
Other	-	(76,118)	-	-	(76,118)
College Expendable Endowment	-	-	-	-	-
Endowment Fund Retired Ministers & Profs	-	-	-	(158,515)	(158,515)
<b>TOTAL</b>	<b>(263,054)</b>	<b>421,569</b>	<b>-</b>	<b>(158,515)</b>	<b>-</b>

Transfers are made to clear deficit balances on individual funds at year end and to ensure that unspent funds are retained for the purposes for which they have been designated or restricted.

<b>Fund</b>	<b>Unrestricted</b>	<b>Restricted</b>	<b>Expendable Endowment</b>	<b>Total 2023</b>
	£	£	£	£
General fund	(944,545)	-	-	(944,545)
Development fund	(5,000)	-	-	(5,000)
Asset fund	(25,539)	-	-	(25,539)
Pension Deficit Fund	539,881	-	-	539,881
Communications	68,083	-	-	68,083
Let property	(110,749)	-	-	(110,749)
Other	107,054	-	-	107,054
Mission Board	-	-	-	-
Training of Ministry	-	29,505	-	29,505
Seminary	-	355,935	-	355,935
Other	-	318	-	318
College Expendable Endowment	-	-	(14,943)	(14,943)
<b>TOTAL</b>	<b>(370,815)</b>	<b>385,758</b>	<b>(14,943)</b>	<b>-</b>



# Free Church of Scotland

## Notes to the Financial Statements for the year ended 31 December 2024

### 30. Funds held for congregations

The Church holds funds on behalf of congregations, both as cash and within the investment share pool. The reasons for holding the funds include:

- Permanent endowments on behalf of congregations under the division of assets of 1929.
- Funds arising from sale of property which must be lodged with the Church under the model trust deed under which most congregational properties are held.

The movements in funds held are detailed below:

#### Funds held as cash

	2024	2023
	£	£
Balance at 1 January	4,616,955	4,603,031
Additions	250,394	134,280
Withdrawals	(1,011,582)	(120,356)
Transfers from investments	-	-
<b>Balance at 31 December</b>	<b>3,855,767</b>	<b>4,616,955</b>

#### Funds held as share pool investments

	2024	2023
	£	£
Balance at 1 January	767,771	767,613
Transfers (to) cash	(2,502)	(40,692)
Additional investment	-	-
Revaluation of investments	63,628	40,850
<b>Balance at 31 December</b>	<b>828,897</b>	<b>767,771</b>

#### Funds held as other investments

	2024	2023
	£	£
Balance at 1 January	6,559	6,075
Revaluation of investments	618	484
<b>Balance at 31 December</b>	<b>7,177</b>	<b>6,559</b>

#### Total funds held

<b>4,691,841</b>	<b>5,391,285</b>
------------------	------------------

### 31. Gifts for other charities

During the year various congregations and individuals sent gifts to the church to be passed on to other charities. These gifts are accounted for through what is termed a post box account and do not form part of our incoming or outgoing resources. The monies paid in and out are detailed below.

	2024	2023
	£	£
Gifts	2,920	2,247

The balance held at 31 December 2024 was £500 (2023 - £45).

# Free Church of Scotland

## Notes to the Financial Statements for the year ended 31 December 2024

### 32. Reconciliation of net income/(expenditure) to net cash flow from operating activities

	2024	2023
	£	£
<i>Net expenditure for the reporting period</i>	(1,178,165)	1,462,460
<b>Adjustments for:</b>		
Depreciation charges	20,745	25,539
Current service costs – pension	288,000	38,000
Payments to pension scheme*	(191,502)	(539,882)
Gains on investments	(419,494)	(268,793)
Losses on foreign exchange	(912)	(10,195)
Dividends and interest from investments	(617,497)	(534,832)
Interest paid	176,179	162,146
Gain on the sale of fixed assets	(439,739)	-
Increase in investments	-	-
(Increase)/Decrease in stocks	(10,201)	3,018
Decrease/(Increase) in debtors	646,012	(766,337)
(Decrease)/Increase in creditors	(486,079)	162,583
<b><i>Net cash used in operating activities</i></b>	<b>(2,212,653)</b>	<b>(266,293)</b>

\*These are regular payments made to the Pension Scheme over the course of the year and exclude the purchase of the Buy-In policy on 4 December 2024. The cost of the Buy-In policy is included in the Statement of Financial Activities and so already included in the “Net expenditure for the reporting period” figure.