

**REPORT OF THE TRUSTEES AND
UNAUDITED FINANCIAL STATEMENTS
FOR THE YEAR ENDED 30 SEPTEMBER 2024
FOR
ST NINIANS CHURCH,TROON**

Robert J Hart & Company
Chartered Accountants
Arran House
15D Skye Road
Prestwick
Ayrshire
KA9 2TA

ST NINIANS CHURCH,TROON

**CONTENTS OF THE FINANCIAL STATEMENTS
FOR THE YEAR ENDED 30 SEPTEMBER 2024**

| | Page |
|---|-----------------|
| Report of the Trustees | 1 to 3 |
| Independent Examiner's Report | 4 |
| Statement of Financial Activities | 5 |
| Balance Sheet | 6 |
| Notes to the Financial Statements | 7 to 16 |
| Detailed Statement of Financial Activities | 17 to 18 |

ST NINIANS CHURCH, TROON
REPORT OF THE TRUSTEES
FOR THE YEAR ENDED 30 SEPTEMBER 2024

The trustees present their report with the financial statements of the charity for the year ended 30 September 2024. The trustees have adopted the provisions of Accounting and Reporting by Charities: Statement of Recommended Practice applicable to charities preparing their accounts in accordance with the Financial Reporting Standard applicable in the UK and Republic of Ireland (FRS 102) (effective 1 January 2019).

OBJECTIVES AND ACTIVITIES

Objectives and aims

To promote the worship of Almighty God, to proclaim the Gospel of his love in his Son Jesus Christ and to encourage the deepening of Christian Discipleship.

To build community both within its membership and in the district surrounding the Church.

To equip its members with the tools necessary to give effective witness to their faith.

To provide an environment that is safe, welcoming and conducive to prayer, reflection and social activity.

To nurture, educate and develop children, young people and adults in their understanding of the Bible, Christian Spirituality and the opportunities and challenges of being a Christian in a secular society.

To encourage social responsibility and social action locally, nationally and internationally.

To provide pastoral care for its members and their families.

To work ecumenically.

To maintain, enhance and develop our physical resources as a springboard for mission and service.

To make music and develop worship that is inspiring, engaging and accessible to all.

To promote Stewardship and Fund-raising as a means of enabling Mission.

Significant activities

The worship of the church was held in accordance with the guidelines offered by the Scottish Episcopal Church.

Over the last year we have continued to support charitable causes through the Bishop's Lent Appeal, the Easter Offering, the support of River Garden and Water Aid and have promoted wise stewardship of our resources.

The church has begun to look outwards in mission with the Community Garden, Story and Song, and deciding to host marriages for any two persons legally free to marry.

In our desire to join God in mission we give thanks for his blessing and activity amongst us.

FINANCIAL REVIEW

Financial position

Total income at £130,696 is 36% higher than the previous financial year. This increase is largely as a result of receiving two legacy payments, one of £20,000 and another of £3,000.

All investments are placed with the Scottish Episcopal Church Unit Trust Pool following Diocesan advice. The total revaluation profit on investments during the financial year was £40,992. No units were sold in the year to 30 September 2024. In addition to this, investment income of £8,842 was 4% higher than the prior year.

Total expenditure at £116,790 is slightly lower than the previous financial year. In the financial year ended 30 September 2024, while there was a significant increase in utility bills due to the end of a fixed price deal, there was decrease in the level spent on general repairs and maintenance.

Reserves policy

The trustees' reserves policy is to maintain reserves so that cash and investment income is sufficient to meet three months normal operating costs. Current reserves are more than sufficient to meet normal ongoing operating costs.

ST NINIANS CHURCH, TROON
REPORT OF THE TRUSTEES
FOR THE YEAR ENDED 30 SEPTEMBER 2024

FUTURE PLANS

Some necessary repair work has been undertaken on the church and hall buildings, and some recommended quinquennial inspection and other work on the rectory. The recommended repair work and necessary repairs following the quinquennial inspection of the church and hall buildings and the rectory will be resumed in 2025.

STRUCTURE, GOVERNANCE AND MANAGEMENT

Governing document

The charity is controlled by its governing document, a deed of trust and constitutes an unincorporated charity.

The Church of St Ninian, Troon is a congregation of the Scottish Episcopal Church in full communion with the Anglican Church throughout the world and is an unincorporated association.

The superior authority is the Bishop of Glasgow and Galloway.

The Constitution of the Church was re-written to reflect OSCR Guidance and approval by the congregation was obtained at the AGM in December 2010.

The Trustees of the heritable property are the Bishop, the Dean, the Synod Clerk and the Registrar of the Diocese.

The registered charity "St Ninian's Episcopal Church: Troon" (SC012611) is managed by the Trustees who are the constitutionally elected Vestry of the church with appointed officers of Rector, Secretary and Treasurer.

The present Trustees are set out on page 1 of the financial statements.

Recruitment and appointment of new trustees

Vestry members are elected annually at the Annual General Meeting, serve for three years and can be re-elected after one year. The Vestry is grateful for the time freely given by a significant number of volunteers, without whom many of the activities would not function.

Risk management


The major risks to which the charity is exposed have been reviewed and systems have been established to mitigate those risks. The charity has continued to develop health and safety and fire risk assessments for our premises and activities.

REFERENCE AND ADMINISTRATIVE DETAILS


Registered Charity number

SC012611

Principal address



Trustees



ST NINIAN'S CHURCH, TROON
REPORT OF THE TRUSTEES
FOR THE YEAR ENDED 30 SEPTEMBER 2024

REFERENCE AND ADMINISTRATIVE DETAILS

Independent Examiner

[REDACTED]
Robert J Hart & Company
Chartered Accountants
Arran House
15D Skye Road
Prestwick
Ayrshire
KA9 2TA

Approved by order of the board of trustees on 1 December 2024 and signed on its behalf by:

[REDACTED]

**INDEPENDENT EXAMINER'S REPORT TO THE TRUSTEES OF
ST NINIANS CHURCH, TROON**

I report on the accounts for the year ended 30 September 2024 set out on pages five to sixteen.

Respective responsibilities of trustees and examiner

The charity's trustees are responsible for the preparation of the accounts in accordance with the terms of the Charities and Trustee Investment (Scotland) Act 2005 and the Charities Accounts (Scotland) Regulations 2006 (as amended). The charity's trustees consider that the audit requirement of Regulation 10(1)(a) to (c) of the Accounts Regulations does not apply. It is my responsibility to examine the accounts as required under Section 44(1)(c) of the Act and to state whether particular matters have come to my attention.

Basis of the independent examiner's report

My examination was carried out in accordance with Regulation 11 of the Charities Accounts (Scotland) Regulations 2006. An examination includes a review of the accounting records kept by the charity and a comparison of the accounts presented with those records. It also includes consideration of any unusual items or disclosures in the accounts, and seeking explanations from you as trustees concerning any such matters. The procedures undertaken do not provide all the evidence that would be required in an audit, and consequently I do not express an audit opinion on the view given by the accounts.


Independent examiner's statement

In connection with my examination, no matter has come to my attention :

- (1) which gives me reasonable cause to believe that, in any material respect, the requirements
- to keep accounting records in accordance with Section 44(1)(a) of the 2005 Act and Regulation 4 of the 2006 Accounts Regulations; and
 - to prepare accounts which accord with the accounting records and to comply with Regulation 8 of the 2006 Accounts Regulations

have not been met; or

- (2) to which, in my opinion, attention should be drawn in order to enable a proper understanding of the accounts to be reached.



The Institute of Chartered Accountants of Scotland

Robert J Hart & Company
Chartered Accountants
Arran House
15D Skye Road
Prestwick
Ayrshire
KA9 2TA

1 December 2024

ST NINIANS CHURCH, TROON

**STATEMENT OF FINANCIAL ACTIVITIES
FOR THE YEAR ENDED 30 SEPTEMBER 2024**

| | Notes | Unrestricted fund £ | Restricted funds £ | 30.9.24 Total funds £ | 30.9.23 Total funds £ |
|--|-------|---------------------------|--------------------------|--------------------------------|--------------------------------|
| INCOME AND ENDOWMENTS FROM | | | | | |
| Donations and legacies | 2 | 96,317 | 4,431 | 100,748 | 70,246 |
| Other trading activities | 3 | - | - | - | 500 |
| Investment income | 4 | 29,948 | - | 29,948 | 25,490 |
| Total | | <u>126,265</u> | <u>4,431</u> | <u>130,696</u> | <u>96,236</u> |
| EXPENDITURE ON | | | | | |
| Charitable activities | 5 | | | | |
| Charitable | | <u>115,119</u> | <u>1,671</u> | <u>116,790</u> | <u>118,971</u> |
| NET INCOME/(EXPENDITURE) | | 11,146 | 2,760 | 13,906 | (22,735) |
| Other recognised gains/(losses) | | | | | |
| Gains on revaluation of fixed assets | | <u>40,992</u> | <u>-</u> | <u>40,992</u> | <u>14,777</u> |
| Net movement in funds | | 52,138 | 2,760 | 54,898 | (7,958) |
| RECONCILIATION OF FUNDS | | | | | |
| Total funds brought forward | | 1,120,152 | 19,382 | 1,139,534 | 1,147,492 |
| TOTAL FUNDS CARRIED FORWARD | | <u><u>1,172,290</u></u> | <u><u>22,142</u></u> | <u><u>1,194,432</u></u> | <u><u>1,139,534</u></u> |


The notes form part of these financial statements

ST NINIAN'S CHURCH, TROON

**BALANCE SHEET
30 SEPTEMBER 2024**

| | Notes | 30.9.24 £ | 30.9.23 £ |
|--|-------|------------------|------------------|
| FIXED ASSETS | | | |
| Tangible assets | 11 | 851,826 | 859,049 |
| Investments | 12 | 310,028 | 269,036 |
| | | <u>1,161,854</u> | <u>1,128,085</u> |
| CURRENT ASSETS | | | |
| Debtors | 13 | 6,550 | 4,452 |
| Cash at bank | | 35,806 | 13,471 |
| | | <u>42,356</u> | <u>17,923</u> |
| CREDITORS | | | |
| Amounts falling due within one year | 14 | (9,778) | (6,474) |
| NET CURRENT ASSETS | | <u>32,578</u> | <u>11,449</u> |
| TOTAL ASSETS LESS CURRENT LIABILITIES | | <u>1,194,432</u> | <u>1,139,534</u> |
| NET ASSETS | | <u>1,194,432</u> | <u>1,139,534</u> |
| FUNDS | | | |
| Unrestricted funds | 16 | 1,172,290 | 1,120,152 |
| Restricted funds | | 22,142 | 19,382 |
| TOTAL FUNDS | | <u>1,194,432</u> | <u>1,139,534</u> |

The financial statements were approved by the Board of Trustees and authorised for issue on 1 December 2024 and were signed on its behalf by:



The notes form part of these financial statements

ST NINIANS CHURCH, TROON

NOTES TO THE FINANCIAL STATEMENTS FOR THE YEAR ENDED 30 SEPTEMBER 2024

1. ACCOUNTING POLICIES

Basis of preparing the financial statements

The financial statements of the charity, which is a public benefit entity under FRS 102, have been prepared in accordance with the Charities SORP (FRS 102) 'Accounting and Reporting by Charities: Statement of Recommended Practice applicable to charities preparing their accounts in accordance with the Financial Reporting Standard applicable in the UK and Republic of Ireland (FRS 102) (effective 1 January 2019)', Financial Reporting Standard 102 'The Financial Reporting Standard applicable in the UK and Republic of Ireland' and the Charities and Trustee Investment (Scotland) Act 2005. The financial statements have been prepared under the historical cost convention, with the exception of investments which are included at market value, as modified by the revaluation of certain assets.

St Ninians Church, Troon meets the definition of a public benefit entity under FRS 102. Assets and liabilities are initially recognised at historical costs or transaction value unless otherwise stated in the relevant accounting policy notes.

Income

Congregational giving is accounted for when received. Donations, gifts and legacies are accounted for when the Church becomes entitled to the income and a reliable estimate of the amount to be received can be made. Gift aid tax recoverable is accounted for at the point the tax reclaimed is submitted.

Grants receivable

Grants are recognised when the charity has an entitlement to the funds and any conditions linked to the grants have been met. Where performance conditions are attached to the grant and are yet to be met, the income is recognised as a liability and included on the balance sheet as deferred income to be released.

Other trading activities

Income from other trading activities is recognised where there is entitlement, certainty of receipt and the amount can be measured with sufficient reliability.

Investment income

Investment income is recognised on a receivable basis.

Expenditure

Liabilities are recognised as expenditure as soon as there is a legal or constructive obligation committing the charity to that expenditure, it is probable that a transfer of economic benefits will be required in settlement and the amount of the obligation can be measured reliably. Expenditure is accounted for on an accruals basis and has been classified under headings that aggregate all cost related to the category. Where costs cannot be directly attributed to particular headings they have been allocated to activities on a basis consistent with the use of resources.

Charitable activities

Charitable expenditure comprises those costs incurred by the charity in the delivery of its activities and services for its beneficiaries. It includes both costs that can be allocated directly to such activities and those costs of an indirect nature necessary to support them.

Support costs

Support costs include central functions and have been allocated to activity cost categories on a basis consistent with the use of resources, for example, allocating property costs by floor areas, or per capita, staff costs by the time spent and other costs by their usage.

Governance costs

These include costs attributable to the charity's compliance with constitutional and statutory requirements, including costs of the preparation and examination of the statutory accounts, the costs of trustee meetings and the cost of any legal advice to the trustees on governance or constitutional matters.

ST NINIANS CHURCH, TROON

NOTES TO THE FINANCIAL STATEMENTS - continued FOR THE YEAR ENDED 30 SEPTEMBER 2024

1. ACCOUNTING POLICIES - continued

Governance costs

Government grants

Government grants are recognised based on the accrual model and are measured at the fair value of the asset received or receivable. Grants are classified as relating either to revenue or to assets. Grants relating to assets are recognised in income over the period in which the related costs are recognised. Grants relating to assets are recognised over the expected useful life of the asset. Where part of a grant relating to an asset is deferred, it is recognised as deferred income.

Fixed assets

Depreciation is provided at the following annual rates in order to write off each asset over its estimated useful life.

| | |
|-----------------------|---------------------------|
| Freehold property | - 2% on cost |
| Fixtures and fittings | - 15% on reducing balance |

Tangible Fixed Assets

Tangible fixed assets are stated at cost or valuation less depreciation.

Fixed Asset Investment

Fixed asset investments, other than programme related investments, are included at market value at the balance sheet date. Realised gains and losses on investments are calculated as the difference between sales proceeds and their market value at the start of the year, or their subsequent cost, and are charged or credited to the Statement of Financial Activities in the period of disposal.

Unrealised gains and losses represent the movement in market value during the year and are credited or charged to the Statement of Financial Activities on the market value at the year end.

Taxation

The charity is exempt from tax on its charitable activities.

Fund accounting

Unrestricted funds can be used in accordance with the charitable objectives at the discretion of the trustees.

Restricted funds can only be used for particular restricted purposes within the objects of the charity. Restrictions arise when specified by the donor or when funds are raised for particular restricted purposes.

Further explanation of the nature and purpose of each fund is included in the notes to the financial statements.

Pension costs and other post-retirement benefits

The charity operates a defined contribution pension scheme. Contributions payable to the charity's pension scheme are charged to the Statement of Financial Activities in the period to which they relate.

Going concern

The trustees consider that there are no material uncertainties about the charity's ability to continue as a going concern.

ST NINIANS CHURCH, TROON

NOTES TO THE FINANCIAL STATEMENTS - continued FOR THE YEAR ENDED 30 SEPTEMBER 2024

2. DONATIONS AND LEGACIES

| | 30.9.24 | 30.9.23 |
|----------------------|----------------|---------------|
| | £ | £ |
| Ordinary collections | 7,660 | 18,128 |
| Special collections | 13,584 | 14,925 |
| Gift aid | 19,792 | 15,270 |
| Legacies | 23,000 | - |
| Grants | 600 | 2,000 |
| Donations - re hall | 26,572 | 14,259 |
| Tax recovered | 9,540 | 5,664 |
| | <u>100,748</u> | <u>70,246</u> |

Grants received, included in the above, are as follows:

| | 30.9.24 | 30.9.23 |
|--------------|------------|--------------|
| | £ | £ |
| Other grants | <u>600</u> | <u>2,000</u> |

3. OTHER TRADING ACTIVITIES

| | 30.9.24 | 30.9.23 |
|--------------------|----------|------------|
| | £ | £ |
| Fundraising events | <u>-</u> | <u>500</u> |

4. INVESTMENT INCOME

| | 30.9.24 | 30.9.23 |
|-------------------------------------|---------------|---------------|
| | £ | £ |
| Income from fixed asset investments | 8,842 | 8,476 |
| Net income from land and buildings | <u>21,106</u> | <u>17,014</u> |
| | <u>29,948</u> | <u>25,490</u> |

Gross income from land and buildings was £28,129 (2023: £26,969) and expenditure for repairs and maintenance charges was £7,023 (2023: £9,955).

5. CHARITABLE ACTIVITIES COSTS

| | Direct Costs (see note 6) | Support costs (see note 7) | Totals |
|------------|---------------------------------|----------------------------------|----------------|
| | £ | £ | £ |
| Charitable | <u>105,236</u> | <u>11,554</u> | <u>116,790</u> |

ST NINIANS CHURCH, TROON

NOTES TO THE FINANCIAL STATEMENTS - continued FOR THE YEAR ENDED 30 SEPTEMBER 2024

6. DIRECT COSTS OF CHARITABLE ACTIVITIES

| | 30.9.24 | 30.9.23 |
|----------------------------------|----------------|----------------|
| | £ | £ |
| Staff costs | 47,886 | 45,773 |
| Rates and water | 3,724 | 3,615 |
| Insurance | 4,340 | 4,640 |
| Light and heat | 15,691 | 11,272 |
| Postage and stationery | 359 | 152 |
| Sundries | 1,922 | 3,765 |
| Repairs and maintenance | 5,858 | 20,686 |
| Salaries, wages and honorarium | 3,282 | 2,146 |
| Altar expenses | 1,202 | 204 |
| Choir and organ costs | 1,522 | 1,749 |
| Diocesan and provincial quota | 10,197 | 8,318 |
| Collections for special purposes | 2,030 | 1,308 |
| Depreciation | 7,223 | 7,264 |
| | <u>105,236</u> | <u>110,892</u> |

7. SUPPORT COSTS

| | Governance costs £ |
|------------|-----------------------|
| Charitable | <u>11,554</u> |

Support costs, included in the above, are as follows:

Governance costs

| | 30.9.24 | 30.9.23 |
|----------------------------|---------------|------------------|
| | Charitable | Total activities |
| | £ | £ |
| Establishment costs | 5,230 | 3,927 |
| Accountancy and legal fees | 6,324 | 4,152 |
| | <u>11,554</u> | <u>8,079</u> |

8. TRUSTEES' REMUNERATION AND BENEFITS

The Rector received remuneration of £32,391 (2023: £29,835) and £3,282 (2023: £2,146) of reimbursed expenses. There was no other trustees remuneration or other benefits for the current or previous year.

Trustees' expenses

There were no trustees' expenses paid for the year ended 30 September 2024 nor for the year ended 30 September 2023.

ST NINIANS CHURCH, TROON

**NOTES TO THE FINANCIAL STATEMENTS - continued
FOR THE YEAR ENDED 30 SEPTEMBER 2024**

9. STAFF COSTS

| | 30.9.24 | 30.9.23 |
|-----------------------|---------------|---------------|
| | £ | £ |
| Wages and salaries | 37,318 | 36,074 |
| Social security costs | 138 | 92 |
| Other pension costs | 10,430 | 9,607 |
| | <u>47,886</u> | <u>45,773</u> |

The average monthly number of employees during the year was as follows:

| | 30.9.24 | 30.9.23 |
|-----------------------|----------|----------|
| Charitable activities | <u>3</u> | <u>4</u> |

No employees received emoluments in excess of £60,000.

10. COMPARATIVES FOR THE STATEMENT OF FINANCIAL ACTIVITIES

| | Unrestricted fund £ | Restricted funds £ | Total funds £ |
|--|---------------------------|--------------------------|---------------------|
| INCOME AND ENDOWMENTS FROM | | | |
| Donations and legacies | 63,703 | 6,543 | 70,246 |
| Other trading activities | 500 | - | 500 |
| Investment income | 25,490 | - | 25,490 |
| | <u>89,693</u> | <u>6,543</u> | <u>96,236</u> |
| Total | | | |
| EXPENDITURE ON | | | |
| Charitable activities | | | |
| Charitable | 101,833 | 17,138 | 118,971 |
| | <u>101,833</u> | <u>17,138</u> | <u>118,971</u> |
| NET INCOME/(EXPENDITURE) | | | |
| Other recognised gains/(losses) | (12,140) | (10,595) | (22,735) |
| Gains on revaluation of fixed assets | 14,777 | - | 14,777 |
| | <u>2,637</u> | <u>(10,595)</u> | <u>(7,958)</u> |
| Net movement in funds | | | |
| RECONCILIATION OF FUNDS | | | |
| Total funds brought forward | 1,117,515 | 29,977 | 1,147,492 |
| | <u>1,117,515</u> | <u>29,977</u> | <u>1,147,492</u> |
| TOTAL FUNDS CARRIED FORWARD | <u>1,120,152</u> | <u>19,382</u> | <u>1,139,534</u> |

ST NINIANS CHURCH, TROON

NOTES TO THE FINANCIAL STATEMENTS - continued FOR THE YEAR ENDED 30 SEPTEMBER 2024

11. TANGIBLE FIXED ASSETS

| | Freehold property £ | Fixtures and fittings £ | Totals £ |
|---|---------------------------|----------------------------------|-------------|
| COST | | | |
| At 1 October 2023 and 30 September 2024 | 977,603 | 11,728 | 989,331 |
| DEPRECIATION | | | |
| At 1 October 2023 | 120,096 | 10,186 | 130,282 |
| Charge for year | 6,992 | 231 | 7,223 |
| At 30 September 2024 | 127,088 | 10,417 | 137,505 |
| NET BOOK VALUE | | | |
| At 30 September 2024 | 850,515 | 1,311 | 851,826 |
| At 30 September 2023 | 857,507 | 1,542 | 859,049 |

Certain of the properties were valued by Messrs Thomas C Stewart, Chartered Quantity Surveyors, on 18 November 2005, and this valuation has been adopted as deemed cost in the financial statements.

Due to the historic nature of the properties it is not possible to put a value on them and it is the opinion of the trustees that the cost of professionally valuing them to include in the financial statements outweighs the benefits to the users of the financial statements.

The current insurance replacement costs of the buildings is £9.98 million. This does not represent the market value of the properties.

12. FIXED ASSET INVESTMENTS

| | Unlisted investments £ |
|-----------------------|------------------------------|
| MARKET VALUE | |
| At 1 October 2023 | 269,036 |
| Revaluations | 40,992 |
| At 30 September 2024 | 310,028 |
| NET BOOK VALUE | |
| At 30 September 2024 | 310,028 |
| At 30 September 2023 | 269,036 |

There were no investment assets outside the UK.

Cost or valuation at 30 September 2024 is represented by:

| | Unlisted investments £ |
|-------------------|------------------------------|
| Valuation in 2024 | 160,186 |
| Cost | 149,842 |
| | 310,028 |

ST NINIANS CHURCH, TROON

**NOTES TO THE FINANCIAL STATEMENTS - continued
FOR THE YEAR ENDED 30 SEPTEMBER 2024**

13. DEBTORS: AMOUNTS FALLING DUE WITHIN ONE YEAR

| | 30.9.24 | 30.9.23 |
|---------------|--------------|--------------|
| | £ | £ |
| Other debtors | 6,550 | 4,452 |
| | <u>6,550</u> | <u>4,452</u> |

14. CREDITORS: AMOUNTS FALLING DUE WITHIN ONE YEAR

| | 30.9.24 | 30.9.23 |
|-----------------|--------------|--------------|
| | £ | £ |
| Other creditors | 9,778 | 6,474 |
| | <u>9,778</u> | <u>6,474</u> |

15. ANALYSIS OF NET ASSETS BETWEEN FUNDS

| | Unrestricted fund £ | Restricted funds £ | 30.9.24 Total funds £ | 30.9.23 Total funds £ |
|---------------------|---------------------------|--------------------------|--------------------------------|--------------------------------|
| Fixed assets | 851,826 | - | 851,826 | 859,049 |
| Investments | 287,886 | 22,142 | 310,028 | 269,036 |
| Current assets | 42,356 | - | 42,356 | 17,923 |
| Current liabilities | (9,778) | - | (9,778) | (6,474) |
| | <u>1,172,290</u> | <u>22,142</u> | <u>1,194,432</u> | <u>1,139,534</u> |

16. MOVEMENT IN FUNDS

| | At 1.10.23 £ | Net movement in funds £ | At 30.9.24 £ |
|---------------------------------------|--------------------|----------------------------------|--------------------|
| Unrestricted funds | | | |
| General fund | 1,120,152 | 52,138 | 1,172,290 |
| Restricted funds | | | |
| Christmas Fair & retiring collections | 1,000 | 1,570 | 2,570 |
| Small Change Collection | 168 | - | 168 |
| Easter Offering | 446 | 99 | 545 |
| Flower Fund | 169 | (84) | 85 |
| Art Project | 700 | - | 700 |
| Building/Window Fund | 16,574 | - | 16,574 |
| Harvest Retiring Collection | 75 | - | 75 |
| Muirhead Primary | 150 | - | 150 |
| Mission Fund | 100 | 1,175 | 1,275 |
| | <u>19,382</u> | <u>2,760</u> | <u>22,142</u> |
| TOTAL FUNDS | <u>1,139,534</u> | <u>54,898</u> | <u>1,194,432</u> |

ST NINIANS CHURCH, TROON

NOTES TO THE FINANCIAL STATEMENTS - continued FOR THE YEAR ENDED 30 SEPTEMBER 2024

16. MOVEMENT IN FUNDS - continued

Net movement in funds, included in the above are as follows:

| | Incoming resources £ | Resources expended £ | Gains and losses £ | Movement in funds £ |
|---------------------------------------|----------------------------|----------------------------|--------------------------|---------------------------|
| Unrestricted funds | | | | |
| General fund | 126,265 | (115,119) | 40,992 | 52,138 |
| Restricted funds | | | | |
| Christmas Fair & retiring collections | 2,780 | (1,210) | - | 1,570 |
| Easter Offering | 99 | - | - | 99 |
| Flower Fund | 82 | (166) | - | (84) |
| Mission Fund | 1,470 | (295) | - | 1,175 |
| | <u>4,431</u> | <u>(1,671)</u> | <u>-</u> | <u>2,760</u> |
| TOTAL FUNDS | <u>130,696</u> | <u>(116,790)</u> | <u>40,992</u> | <u>54,898</u> |

Comparatives for movement in funds

| | At 1.10.22 £ | Net movement in funds £ | At 30.9.23 £ |
|---------------------------------------|--------------------|----------------------------------|--------------------|
| Unrestricted funds | | | |
| General fund | 1,117,515 | 2,637 | 1,120,152 |
| Restricted funds | | | |
| Christmas Fair & retiring collections | - | 1,000 | 1,000 |
| Small Change Collection | 101 | 67 | 168 |
| Easter Offering | 150 | 296 | 446 |
| Flower Fund | 128 | 41 | 169 |
| Art Project | 694 | 6 | 700 |
| Building/Window Fund | 28,904 | (12,330) | 16,574 |
| Harvest Retiring Collection | - | 75 | 75 |
| Muirhead Primary | - | 150 | 150 |
| Mission Fund | - | 100 | 100 |
| | <u>29,977</u> | <u>(10,595)</u> | <u>19,382</u> |
| TOTAL FUNDS | <u>1,147,492</u> | <u>(7,958)</u> | <u>1,139,534</u> |

ST NINIANS CHURCH, TROON

NOTES TO THE FINANCIAL STATEMENTS - continued FOR THE YEAR ENDED 30 SEPTEMBER 2024

16. MOVEMENT IN FUNDS - continued

Comparative net movement in funds, included in the above are as follows:

| | Incoming resources £ | Resources expended £ | Gains and losses £ | Movement in funds £ |
|---------------------------------------|----------------------------|----------------------------|--------------------------|---------------------------|
| Unrestricted funds | | | | |
| General fund | 89,693 | (101,833) | 14,777 | 2,637 |
| Restricted funds | | | | |
| Christmas Fair & retiring collections | 2,000 | (1,000) | - | 1,000 |
| Small Change Collection | 67 | - | - | 67 |
| Bishop's Lent Appeal | 133 | (133) | - | - |
| Easter Offering | 296 | - | - | 296 |
| Flower Fund | 216 | (175) | - | 41 |
| Art Project | 6 | - | - | 6 |
| Building/Window Fund | 3,500 | (15,830) | - | (12,330) |
| Harvest Retiring Collection | 75 | - | - | 75 |
| Muirhead Primary | 150 | - | - | 150 |
| Mission Fund | 100 | - | - | 100 |
| | <u>6,543</u> | <u>(17,138)</u> | <u>-</u> | <u>(10,595)</u> |
| TOTAL FUNDS | <u>96,236</u> | <u>(118,971)</u> | <u>14,777</u> | <u>(7,958)</u> |

A current year 12 months and prior year 12 months combined position is as follows:

| | At 1.10.22 £ | Net movement in funds £ | At 30.9.24 £ |
|---------------------------------------|--------------------|----------------------------------|--------------------|
| Unrestricted funds | | | |
| General fund | 1,117,515 | 54,775 | 1,172,290 |
| Restricted funds | | | |
| Christmas Fair & retiring collections | - | 2,570 | 2,570 |
| Small Change Collection | 101 | 67 | 168 |
| Easter Offering | 150 | 395 | 545 |
| Flower Fund | 128 | (43) | 85 |
| Art Project | 694 | 6 | 700 |
| Building/Window Fund | 28,904 | (12,330) | 16,574 |
| Harvest Retiring Collection | - | 75 | 75 |
| Muirhead Primary | - | 150 | 150 |
| Mission Fund | - | 1,275 | 1,275 |
| | <u>29,977</u> | <u>(7,835)</u> | <u>22,142</u> |
| TOTAL FUNDS | <u>1,147,492</u> | <u>46,940</u> | <u>1,194,432</u> |

ST NINIANS CHURCH,TROON

NOTES TO THE FINANCIAL STATEMENTS - continued FOR THE YEAR ENDED 30 SEPTEMBER 2024

16. MOVEMENT IN FUNDS - continued

A current year 12 months and prior year 12 months combined net movement in funds, included in the above are as follows:

| | Incoming resources £ | Resources expended £ | Gains and losses £ | Movement in funds £ |
|---------------------------------------|----------------------------|----------------------------|--------------------------|---------------------------|
| Unrestricted funds | | | | |
| General fund | 215,958 | (216,952) | 55,769 | 54,775 |
| Restricted funds | | | | |
| Christmas Fair & retiring collections | 4,780 | (2,210) | - | 2,570 |
| Small Change Collection | 67 | - | - | 67 |
| Bishop's Lent Appeal | 133 | (133) | - | - |
| Easter Offering | 395 | - | - | 395 |
| Flower Fund | 298 | (341) | - | (43) |
| Art Project | 6 | - | - | 6 |
| Building/Window Fund | 3,500 | (15,830) | - | (12,330) |
| Harvest Retiring Collection | 75 | - | - | 75 |
| Muirhead Primary | 150 | - | - | 150 |
| Mission Fund | 1,570 | (295) | - | 1,275 |
| | <u>10,974</u> | <u>(18,809)</u> | <u>-</u> | <u>(7,835)</u> |
| TOTAL FUNDS | <u>226,932</u> | <u>(235,761)</u> | <u>55,769</u> | <u>46,940</u> |

17. RELATED PARTY DISCLOSURES

There were no related party transactions for the year ended 30 September 2024.

ST NINIANS CHURCH,TROON

DETAILED STATEMENT OF FINANCIAL ACTIVITIES FOR THE YEAR ENDED 30 SEPTEMBER 2024

| | 30.9.24 £ | 30.9.23 £ |
|-------------------------------------|--------------|--------------|
| INCOME AND ENDOWMENTS | | |
| Donations and legacies | | |
| Ordinary collections | 7,660 | 18,128 |
| Special collections | 13,584 | 14,925 |
| Gift aid | 19,792 | 15,270 |
| Legacies | 23,000 | - |
| Grants | 600 | 2,000 |
| Donations - re hall | 26,572 | 14,259 |
| Tax recovered | 9,540 | 5,664 |
| | <hr/> | <hr/> |
| | 100,748 | 70,246 |
| Other trading activities | | |
| Fundraising events | - | 500 |
| Investment income | | |
| Income from fixed asset investments | 8,842 | 8,476 |
| Net income from land and buildings | 21,106 | 17,014 |
| | <hr/> | <hr/> |
| | 29,948 | 25,490 |
| Total incoming resources | <hr/> | <hr/> |
| | 130,696 | 96,236 |
| EXPENDITURE | | |
| Charitable activities | | |
| Stipend of clergy | 37,318 | 36,074 |
| Social security | 138 | 92 |
| Pensions | 10,430 | 9,607 |
| Rates and water | 3,724 | 3,615 |
| Insurance | 4,340 | 4,640 |
| Light and heat | 15,691 | 11,272 |
| Postage and stationery | 359 | 152 |
| Sundries | 1,922 | 3,765 |
| Repairs and maintenance | 5,858 | 20,686 |
| Salaries, wages and honorarium | 3,282 | 2,146 |
| Altar expenses | 1,202 | 204 |
| Choir and organ costs | 1,522 | 1,749 |
| Diocesan and provincial quota | 10,197 | 8,318 |
| Collections for special purposes | 2,030 | 1,308 |
| Freehold property | 6,992 | 6,992 |
| Fixtures and fittings | 231 | 272 |
| | <hr/> | <hr/> |
| | 105,236 | 110,892 |
| Support costs | | |
| Governance costs | | |
| Establishment costs | 5,230 | 3,927 |
| Carried forward | 5,230 | 3,927 |

This page does not form part of the statutory financial statements

ST NINIANS CHURCH, TROON

**DETAILED STATEMENT OF FINANCIAL ACTIVITIES
FOR THE YEAR ENDED 30 SEPTEMBER 2024**

| | 30.9.24 £ | 30.9.23 £ |
|---------------------------------|----------------------|------------------------|
| Governance costs | | |
| Brought forward | 5,230 | 3,927 |
| Accountancy and legal fees | 6,324 | 4,152 |
| | <u>11,554</u> | <u>8,079</u> |
| Total resources expended | <u>116,790</u> | <u>118,971</u> |
| Net income/(expenditure) | <u><u>13,906</u></u> | <u><u>(22,735)</u></u> |

This page does not form part of the statutory financial statements