

St Ninians Episcopal Church: Troon

Scotland · Charity number SC012611

Details

Status	Active
Legal form	Unincorporated association
Part of	General Synod Of The Scottish Episcopal Church (SC015962)
Registered	1937-08-12
Register	View on the OSCR register

Contact

Address	71 Coxswain Drive Troon KA10 7NG
Website	http://stninianstroon.org.uk/

Activities

Activities: 'It carries out activities or services itself'

Purposes: 'the advancement of religion'

What the charity does: To promote the worship of Almighty God, to proclaim the Gospel of his love in his Son Jesus Christ and to encourage the deepening of Christian Discipleship. To build community both within its membership and in the district surrounding the Church. To equip its members with the tools necessary to give effective witness to their faith. To provide an environment that is safe, welcoming and conducive to prayer, reflection and social activity. To nurture, educate and develop children, young people and adults in their understanding of the Bible, Christian Spirituality and the opportunities and challenges of being a Christian in a secular society. To encourage social responsibility and social action locally, nationally and internationally. To provide pastoral care for its members and their families. To maintain, enhance and develop our physical resources as a springboard for mission and service. To make music and develop worship that is inspiring, engaging and accessible to all

Beneficiaries: 'No specific group, or for the benefit of the community'

Objectives: The advancement of religion

Geography

- **Main operating location:** South Ayrshire
- **Geographical spread:** A specific local point, community or neighbourhood

Finances

Period end	Income	Expenditure	Assets	Employees
2025-09-30	£0	£0	-	3
2024-09-30	£130,696	£116,790	-	3
2023-09-30	£96,236	£118,971	-	4
2022-09-30	£94,555	£118,467	-	4
2021-09-30	£84,729	£94,279	-	4
2020-09-30	£92,755	£84,466	-	4

St Ninians Episcopal Church: Troon

Scotland - Charity number SC012611

Accounts

**REPORT OF THE TRUSTEES AND
UNAUDITED FINANCIAL STATEMENTS
FOR THE YEAR ENDED 30 SEPTEMBER 2024
FOR
ST NINIANS CHURCH, TROON**

Robert J Hart & Company
Chartered Accountants
Arran House
15D Skye Road
Prestwick
Ayrshire
KA9 2TA

ST NINIANS CHURCH,TROON

**CONTENTS OF THE FINANCIAL STATEMENTS
FOR THE YEAR ENDED 30 SEPTEMBER 2024**

	Page
Report of the Trustees	1 to 3
Independent Examiner's Report	4
Statement of Financial Activities	5
Balance Sheet	6
Notes to the Financial Statements	7 to 16
Detailed Statement of Financial Activities	17 to 18

ST NINIANS CHURCH, TROON

REPORT OF THE TRUSTEES FOR THE YEAR ENDED 30 SEPTEMBER 2024

The trustees present their report with the financial statements of the charity for the year ended 30 September 2024. The trustees have adopted the provisions of Accounting and Reporting by Charities: Statement of Recommended Practice applicable to charities preparing their accounts in accordance with the Financial Reporting Standard applicable in the UK and Republic of Ireland (FRS 102) (effective 1 January 2019).

OBJECTIVES AND ACTIVITIES

Objectives and aims

To promote the worship of Almighty God, to proclaim the Gospel of his love in his Son Jesus Christ and to encourage the deepening of Christian Discipleship.

To build community both within its membership and in the district surrounding the Church.

To equip its members with the tools necessary to give effective witness to their faith.

To provide an environment that is safe, welcoming and conducive to prayer, reflection and social activity.

To nurture, educate and develop children, young people and adults in their understanding of the Bible, Christian Spirituality and the opportunities and challenges of being a Christian in a secular society.

To encourage social responsibility and social action locally, nationally and internationally.

To provide pastoral care for its members and their families.

To work ecumenically.

To maintain, enhance and develop our physical resources as a springboard for mission and service.

To make music and develop worship that is inspiring, engaging and accessible to all.

To promote Stewardship and Fund-raising as a means of enabling Mission.

Significant activities

The worship of the church was held in accordance with the guidelines offered by the Scottish Episcopal Church.

Over the last year we have continued to support charitable causes through the Bishop's Lent Appeal, the Easter Offering, the support of River Garden and Water Aid and have promoted wise stewardship of our resources.

The church has begun to look outwards in mission with the Community Garden, Story and Song, and deciding to host marriages for any two persons legally free to marry.

In our desire to join God in mission we give thanks for his blessing and activity amongst us.

FINANCIAL REVIEW

Financial position

Total income at £130,696 is 36% higher than the previous financial year. This increase is largely as a result of receiving two legacy payments, one of £20,000 and another of £3,000.

All investments are placed with the Scottish Episcopal Church Unit Trust Pool following Diocesan advice. The total revaluation profit on investments during the financial year was £40,992. No units were sold in the year to 30 September 2024. In addition to this, investment income of £8,842 was 4% higher than the prior year.

Total expenditure at £116,790 is slightly lower than the previous financial year. In the financial year ended 30 September 2024, while there was a significant increase in utility bills due to the end of a fixed price deal, there was decrease in the level spent on general repairs and maintenance.

Reserves policy

The trustees' reserves policy is to maintain reserves so that cash and investment income is sufficient to meet three months normal operating costs. Current reserves are more than sufficient to meet normal ongoing operating costs.

ST NINIANS CHURCH, TROON

**REPORT OF THE TRUSTEES
FOR THE YEAR ENDED 30 SEPTEMBER 2024**

FUTURE PLANS

Some necessary repair work has been undertaken on the church and hall buildings, and some recommended quinquennial inspection and other work on the rectory. The recommended repair work and necessary repairs following the quinquennial inspection of the church and hall buildings and the rectory will be resumed in 2025.

STRUCTURE, GOVERNANCE AND MANAGEMENT

Governing document

The charity is controlled by its governing document, a deed of trust and constitutes an unincorporated charity.

The Church of St Ninian, Troon is a congregation of the Scottish Episcopal Church in full communion with the Anglican Church throughout the world and is an unincorporated association.

The superior authority is the Bishop of Glasgow and Galloway.

The Constitution of the Church was re-written to reflect OSCR Guidance and approval by the congregation was obtained at the AGM in December 2010.

The Trustees of the heritable property are the Bishop, the Dean, the Synod Clerk and the Registrar of the Diocese.

The registered charity "St Ninian's Episcopal Church: Troon" (SC012611) is managed by the Trustees who are the constitutionally elected Vestry of the church with appointed officers of Rector, Secretary and Treasurer.

The present Trustees are set out on page 1 of the financial statements.

Recruitment and appointment of new trustees

Vestry members are elected annually at the Annual General Meeting, serve for three years and can be re-elected after one year. The Vestry is grateful for the time freely given by a significant number of volunteers, without whom many of the activities would not function.

Risk management

The major risks to which the charity is exposed have been reviewed and systems have been established to mitigate those risks. The charity has continued to develop health and safety and fire risk assessments for our premises and activities.

REFERENCE AND ADMINISTRATIVE DETAILS


Registered Charity number

SC012611

Principal address



Trustees



ST NINIANS CHURCH, TROON
REPORT OF THE TRUSTEES
FOR THE YEAR ENDED 30 SEPTEMBER 2024

REFERENCE AND ADMINISTRATIVE DETAILS

Independent Examiner


Robert J Hart & Company
Chartered Accountants
Arran House
15D Skye Road
Prestwick
Ayrshire
KA9 2TA

Approved by order of the board of trustees on 1 December 2024 and signed on its behalf by:



**INDEPENDENT EXAMINER'S REPORT TO THE TRUSTEES OF
ST NINIANS CHURCH, TROON**

I report on the accounts for the year ended 30 September 2024 set out on pages five to sixteen.

Respective responsibilities of trustees and examiner

The charity's trustees are responsible for the preparation of the accounts in accordance with the terms of the Charities and Trustee Investment (Scotland) Act 2005 and the Charities Accounts (Scotland) Regulations 2006 (as amended). The charity's trustees consider that the audit requirement of Regulation 10(1)(a) to (c) of the Accounts Regulations does not apply. It is my responsibility to examine the accounts as required under Section 44(1)(c) of the Act and to state whether particular matters have come to my attention.

Basis of the independent examiner's report

My examination was carried out in accordance with Regulation 11 of the Charities Accounts (Scotland) Regulations 2006. An examination includes a review of the accounting records kept by the charity and a comparison of the accounts presented with those records. It also includes consideration of any unusual items or disclosures in the accounts, and seeking explanations from you as trustees concerning any such matters. The procedures undertaken do not provide all the evidence that would be required in an audit, and consequently I do not express an audit opinion on the view given by the accounts.


Independent examiner's statement

In connection with my examination, no matter has come to my attention :

- (1) which gives me reasonable cause to believe that, in any material respect, the requirements
- to keep accounting records in accordance with Section 44(1)(a) of the 2005 Act and Regulation 4 of the 2006 Accounts Regulations; and
 - to prepare accounts which accord with the accounting records and to comply with Regulation 8 of the 2006 Accounts Regulations

have not been met; or

- (2) to which, in my opinion, attention should be drawn in order to enable a proper understanding of the accounts to be reached.



The Institute of Chartered Accountants of Scotland

Robert J Hart & Company
Chartered Accountants
Arran House
15D Skye Road
Prestwick
Ayrshire
KA9 2TA

1 December 2024

ST NINIANS CHURCH, TROON

**STATEMENT OF FINANCIAL ACTIVITIES
FOR THE YEAR ENDED 30 SEPTEMBER 2024**

	Notes	Unrestricted fund £	Restricted funds £	30.9.24 Total funds £	30.9.23 Total funds £
INCOME AND ENDOWMENTS FROM					
Donations and legacies	2	96,317	4,431	100,748	70,246
Other trading activities	3	-	-	-	500
Investment income	4	29,948	-	29,948	25,490
Total		<u>126,265</u>	<u>4,431</u>	<u>130,696</u>	<u>96,236</u>
 EXPENDITURE ON					
Charitable activities	5				
Charitable		<u>115,119</u>	<u>1,671</u>	<u>116,790</u>	<u>118,971</u>
NET INCOME/(EXPENDITURE)		11,146	2,760	13,906	(22,735)
Other recognised gains/(losses)					
Gains on revaluation of fixed assets		<u>40,992</u>	-	<u>40,992</u>	<u>14,777</u>
Net movement in funds		52,138	2,760	54,898	(7,958)
 RECONCILIATION OF FUNDS					
Total funds brought forward		<u>1,120,152</u>	<u>19,382</u>	<u>1,139,534</u>	<u>1,147,492</u>
TOTAL FUNDS CARRIED FORWARD		<u><u>1,172,290</u></u>	<u><u>22,142</u></u>	<u><u>1,194,432</u></u>	<u><u>1,139,534</u></u>


The notes form part of these financial statements

ST NINIANS CHURCH, TROON

BALANCE SHEET
30 SEPTEMBER 2024

	Notes	30.9.24 £	30.9.23 £
FIXED ASSETS			
Tangible assets	11	851,826	859,049
Investments	12	310,028	269,036
		<u>1,161,854</u>	<u>1,128,085</u>
CURRENT ASSETS			
Debtors	13	6,550	4,452
Cash at bank		35,806	13,471
		<u>42,356</u>	<u>17,923</u>
CREDITORS			
Amounts falling due within one year	14	(9,778)	(6,474)
NET CURRENT ASSETS		<u>32,578</u>	<u>11,449</u>
TOTAL ASSETS LESS CURRENT LIABILITIES		<u>1,194,432</u>	<u>1,139,534</u>
NET ASSETS		<u>1,194,432</u>	<u>1,139,534</u>
FUNDS			
Unrestricted funds	16	1,172,290	1,120,152
Restricted funds		22,142	19,382
TOTAL FUNDS		<u>1,194,432</u>	<u>1,139,534</u>

The financial statements were approved by the Board of Trustees and authorised for issue on 1 December 2024 and were signed on its behalf by:



The notes form part of these financial statements

ST NINIANS CHURCH, TROON

NOTES TO THE FINANCIAL STATEMENTS FOR THE YEAR ENDED 30 SEPTEMBER 2024

1. ACCOUNTING POLICIES

Basis of preparing the financial statements

The financial statements of the charity, which is a public benefit entity under FRS 102, have been prepared in accordance with the Charities SORP (FRS 102) 'Accounting and Reporting by Charities: Statement of Recommended Practice applicable to charities preparing their accounts in accordance with the Financial Reporting Standard applicable in the UK and Republic of Ireland (FRS 102) (effective 1 January 2019)', Financial Reporting Standard 102 'The Financial Reporting Standard applicable in the UK and Republic of Ireland' and the Charities and Trustee Investment (Scotland) Act 2005. The financial statements have been prepared under the historical cost convention, with the exception of investments which are included at market value, as modified by the revaluation of certain assets.

St Ninians Church, Troon meets the definition of a public benefit entity under FRS 102. Assets and liabilities are initially recognised at historical costs or transaction value unless otherwise stated in the relevant accounting policy notes.

Income

Congregational giving is accounted for when received. Donations, gifts and legacies are accounted for when the Church becomes entitled to the income and a reliable estimate of the amount to be received can be made. Gift aid tax recoverable is accounted for at the point the tax reclaimed is submitted.

Grants receivable

Grants are recognised when the charity has an entitlement to the funds and any conditions linked to the grants have been met. Where performance conditions are attached to the grant and are yet to be met, the income is recognised as a liability and included on the balance sheet as deferred income to be released.

Other trading activities

Income from other trading activities is recognised where there is entitlement, certainty of receipt and the amount can be measured with sufficient reliability.

Investment income

Investment income is recognised on a receivable basis.

Expenditure

Liabilities are recognised as expenditure as soon as there is a legal or constructive obligation committing the charity to that expenditure, it is probable that a transfer of economic benefits will be required in settlement and the amount of the obligation can be measured reliably. Expenditure is accounted for on an accruals basis and has been classified under headings that aggregate all cost related to the category. Where costs cannot be directly attributed to particular headings they have been allocated to activities on a basis consistent with the use of resources.

Charitable activities

Charitable expenditure comprises those costs incurred by the charity in the delivery of its activities and services for its beneficiaries. It includes both costs that can be allocated directly to such activities and those costs of an indirect nature necessary to support them.

Support costs

Support costs include central functions and have been allocated to activity cost categories on a basis consistent with the use of resources, for example, allocating property costs by floor areas, or per capita, staff costs by the time spent and other costs by their usage.

Governance costs

These include costs attributable to the charity's compliance with constitutional and statutory requirements, including costs of the preparation and examination of the statutory accounts, the costs of trustee meetings and the cost of any legal advice to the trustees on governance or constitutional matters.

ST NINIANS CHURCH, TROON

NOTES TO THE FINANCIAL STATEMENTS - continued FOR THE YEAR ENDED 30 SEPTEMBER 2024

1. ACCOUNTING POLICIES - continued

Governance costs

Government grants

Government grants are recognised based on the accrual model and are measured at the fair value of the asset received or receivable. Grants are classified as relating either to revenue or to assets. Grants relating to assets are recognised in income over the period in which the related costs are recognised. Grants relating to assets are recognised over the expected useful life of the asset. Where part of a grant relating to an asset is deferred, it is recognised as deferred income.

Fixed assets

Depreciation is provided at the following annual rates in order to write off each asset over its estimated useful life.

Freehold property	- 2% on cost
Fixtures and fittings	- 15% on reducing balance

Tangible Fixed Assets

Tangible fixed assets are stated at cost or valuation less depreciation.

Fixed Asset Investment

Fixed asset investments, other than programme related investments, are included at market value at the balance sheet date. Realised gains and losses on investments are calculated as the difference between sales proceeds and their market value at the start of the year, or their subsequent cost, and are charged or credited to the Statement of Financial Activities in the period of disposal.

Unrealised gains and losses represent the movement in market value during the year and are credited or charged to the Statement of Financial Activities on the market value at the year end.

Taxation

The charity is exempt from tax on its charitable activities.

Fund accounting

Unrestricted funds can be used in accordance with the charitable objectives at the discretion of the trustees.

Restricted funds can only be used for particular restricted purposes within the objects of the charity. Restrictions arise when specified by the donor or when funds are raised for particular restricted purposes.

Further explanation of the nature and purpose of each fund is included in the notes to the financial statements.

Pension costs and other post-retirement benefits

The charity operates a defined contribution pension scheme. Contributions payable to the charity's pension scheme are charged to the Statement of Financial Activities in the period to which they relate.

Going concern

The trustees consider that there are no material uncertainties about the charity's ability to continue as a going concern.

ST NINIANS CHURCH, TROON

**NOTES TO THE FINANCIAL STATEMENTS - continued
FOR THE YEAR ENDED 30 SEPTEMBER 2024**

2. DONATIONS AND LEGACIES

	30.9.24	30.9.23
	£	£
Ordinary collections	7,660	18,128
Special collections	13,584	14,925
Gift aid	19,792	15,270
Legacies	23,000	-
Grants	600	2,000
Donations - re hall	26,572	14,259
Tax recovered	9,540	5,664
	<u>100,748</u>	<u>70,246</u>

Grants received, included in the above, are as follows:

	30.9.24	30.9.23
	£	£
Other grants	<u>600</u>	<u>2,000</u>

3. OTHER TRADING ACTIVITIES

	30.9.24	30.9.23
	£	£
Fundraising events	<u>-</u>	<u>500</u>

4. INVESTMENT INCOME

	30.9.24	30.9.23
	£	£
Income from fixed asset investments	8,842	8,476
Net income from land and buildings	21,106	17,014
	<u>29,948</u>	<u>25,490</u>

Gross income from land and buildings was £28,129 (2023: £26,969) and expenditure for repairs and maintenance charges was £7,023 (2023: £9,955).

5. CHARITABLE ACTIVITIES COSTS

	Direct Costs (see note 6)	Support costs (see note 7)	Totals
	£	£	£
Charitable	<u>105,236</u>	<u>11,554</u>	<u>116,790</u>

ST NINIANS CHURCH, TROON

**NOTES TO THE FINANCIAL STATEMENTS - continued
FOR THE YEAR ENDED 30 SEPTEMBER 2024**

6. DIRECT COSTS OF CHARITABLE ACTIVITIES

	30.9.24	30.9.23
	£	£
Staff costs	47,886	45,773
Rates and water	3,724	3,615
Insurance	4,340	4,640
Light and heat	15,691	11,272
Postage and stationery	359	152
Sundries	1,922	3,765
Repairs and maintenance	5,858	20,686
Salaries, wages and honorarium	3,282	2,146
Altar expenses	1,202	204
Choir and organ costs	1,522	1,749
Diocesan and provincial quota	10,197	8,318
Collections for special purposes	2,030	1,308
Depreciation	7,223	7,264
	<u>105,236</u>	<u>110,892</u>

7. SUPPORT COSTS

		Governance costs
		£
Charitable		<u>11,554</u>

Support costs, included in the above, are as follows:

Governance costs

	30.9.24	30.9.23
	Charitable	Total
	£	activities
		£
Establishment costs	5,230	3,927
Accountancy and legal fees	6,324	4,152
	<u>11,554</u>	<u>8,079</u>

8. TRUSTEES' REMUNERATION AND BENEFITS

The Rector received remuneration of £32,391 (2023: £29,835) and £3,282 (2023: £2,146) of reimbursed expenses. There was no other trustees remuneration or other benefits for the current or previous year.

Trustees' expenses

There were no trustees' expenses paid for the year ended 30 September 2024 nor for the year ended 30 September 2023.

ST NINIANS CHURCH, TROON

**NOTES TO THE FINANCIAL STATEMENTS - continued
FOR THE YEAR ENDED 30 SEPTEMBER 2024**

9. STAFF COSTS

	30.9.24	30.9.23
	£	£
Wages and salaries	37,318	36,074
Social security costs	138	92
Other pension costs	10,430	9,607
	47,886	45,773
	47,886	45,773

The average monthly number of employees during the year was as follows:

	30.9.24	30.9.23
Charitable activities	3	4
	3	4
	3	4

No employees received emoluments in excess of £60,000.

10. COMPARATIVES FOR THE STATEMENT OF FINANCIAL ACTIVITIES

	Unrestricted fund £	Restricted funds £	Total funds £
INCOME AND ENDOWMENTS FROM			
Donations and legacies	63,703	6,543	70,246
Other trading activities	500	-	500
Investment income	25,490	-	25,490
	89,693	6,543	96,236
Total	89,693	6,543	96,236
EXPENDITURE ON			
Charitable activities			
Charitable	101,833	17,138	118,971
	101,833	17,138	118,971
	101,833	17,138	118,971
NET INCOME/(EXPENDITURE)			
Other recognised gains/(losses)	(12,140)	(10,595)	(22,735)
Gains on revaluation of fixed assets	14,777	-	14,777
	2,637	(10,595)	(7,958)
Net movement in funds	2,637	(10,595)	(7,958)
RECONCILIATION OF FUNDS			
Total funds brought forward	1,117,515	29,977	1,147,492
	1,120,152	19,382	1,139,534
TOTAL FUNDS CARRIED FORWARD	1,120,152	19,382	1,139,534

ST NINIANS CHURCH, TROON

**NOTES TO THE FINANCIAL STATEMENTS - continued
FOR THE YEAR ENDED 30 SEPTEMBER 2024**

11. TANGIBLE FIXED ASSETS

	Freehold property £	Fixtures and fittings £	Totals £
COST			
At 1 October 2023 and 30 September 2024	977,603	11,728	989,331
DEPRECIATION			
At 1 October 2023	120,096	10,186	130,282
Charge for year	6,992	231	7,223
At 30 September 2024	127,088	10,417	137,505
NET BOOK VALUE			
At 30 September 2024	850,515	1,311	851,826
At 30 September 2023	857,507	1,542	859,049

Certain of the properties were valued by Messrs Thomas C Stewart, Chartered Quantity Surveyors, on 18 November 2005, and this valuation has been adopted as deemed cost in the financial statements.

Due to the historic nature of the properties it is not possible to put a value on them and it is the opinion of the trustees that the cost of professionally valuing them to include in the financial statements outweighs the benefits to the users of the financial statements.

The current insurance replacement costs of the buildings is £9.98 million. This does not represent the market value of the properties.

12. FIXED ASSET INVESTMENTS

	Unlisted investments £
MARKET VALUE	
At 1 October 2023	269,036
Revaluations	40,992
At 30 September 2024	310,028
NET BOOK VALUE	
At 30 September 2024	310,028
At 30 September 2023	269,036

There were no investment assets outside the UK.

Cost or valuation at 30 September 2024 is represented by:

	Unlisted investments £
Valuation in 2024	160,186
Cost	149,842
	310,028

ST NINIANS CHURCH, TROON

**NOTES TO THE FINANCIAL STATEMENTS - continued
FOR THE YEAR ENDED 30 SEPTEMBER 2024**

13. DEBTORS: AMOUNTS FALLING DUE WITHIN ONE YEAR			30.9.24	30.9.23
			£	£
Other debtors			6,550	4,452
			<u> </u>	<u> </u>
14. CREDITORS: AMOUNTS FALLING DUE WITHIN ONE YEAR			30.9.24	30.9.23
			£	£
Other creditors			9,778	6,474
			<u> </u>	<u> </u>
15. ANALYSIS OF NET ASSETS BETWEEN FUNDS			30.9.24	30.9.23
	Unrestricted	Restricted	Total	Total
	fund	funds	funds	funds
	£	£	£	£
Fixed assets	851,826	-	851,826	859,049
Investments	287,886	22,142	310,028	269,036
Current assets	42,356	-	42,356	17,923
Current liabilities	(9,778)	-	(9,778)	(6,474)
	<u>1,172,290</u>	<u>22,142</u>	<u>1,194,432</u>	<u>1,139,534</u>
16. MOVEMENT IN FUNDS				
		At	Net	At
		1.10.23	movement	30.9.24
		£	in funds	£
Unrestricted funds				
General fund		1,120,152	52,138	1,172,290
Restricted funds				
Christmas Fair & retiring collections		1,000	1,570	2,570
Small Change Collection		168	-	168
Easter Offering		446	99	545
Flower Fund		169	(84)	85
Art Project		700	-	700
Building/Window Fund		16,574	-	16,574
Harvest Retiring Collection		75	-	75
Muirhead Primary		150	-	150
Mission Fund		100	1,175	1,275
		<u>19,382</u>	<u>2,760</u>	<u>22,142</u>
TOTAL FUNDS		<u>1,139,534</u>	<u>54,898</u>	<u>1,194,432</u>

ST NINIANS CHURCH, TROON

**NOTES TO THE FINANCIAL STATEMENTS - continued
FOR THE YEAR ENDED 30 SEPTEMBER 2024**

16. MOVEMENT IN FUNDS - continued

Net movement in funds, included in the above are as follows:

	Incoming resources £	Resources expended £	Gains and losses £	Movement in funds £
Unrestricted funds				
General fund	126,265	(115,119)	40,992	52,138
Restricted funds				
Christmas Fair & retiring collections	2,780	(1,210)	-	1,570
Easter Offering	99	-	-	99
Flower Fund	82	(166)	-	(84)
Mission Fund	1,470	(295)	-	1,175
	<u>4,431</u>	<u>(1,671)</u>	<u>-</u>	<u>2,760</u>
TOTAL FUNDS	<u><u>130,696</u></u>	<u><u>(116,790)</u></u>	<u><u>40,992</u></u>	<u><u>54,898</u></u>

Comparatives for movement in funds

	At 1.10.22 £	Net movement in funds £	At 30.9.23 £
Unrestricted funds			
General fund	1,117,515	2,637	1,120,152
Restricted funds			
Christmas Fair & retiring collections	-	1,000	1,000
Small Change Collection	101	67	168
Easter Offering	150	296	446
Flower Fund	128	41	169
Art Project	694	6	700
Building/Window Fund	28,904	(12,330)	16,574
Harvest Retiring Collection	-	75	75
Muirhead Primary	-	150	150
Mission Fund	-	100	100
	<u>29,977</u>	<u>(10,595)</u>	<u>19,382</u>
TOTAL FUNDS	<u><u>1,147,492</u></u>	<u><u>(7,958)</u></u>	<u><u>1,139,534</u></u>

ST NINIANS CHURCH, TROON

**NOTES TO THE FINANCIAL STATEMENTS - continued
FOR THE YEAR ENDED 30 SEPTEMBER 2024**

16. MOVEMENT IN FUNDS - continued

Comparative net movement in funds, included in the above are as follows:

	Incoming resources £	Resources expended £	Gains and losses £	Movement in funds £
Unrestricted funds				
General fund	89,693	(101,833)	14,777	2,637
Restricted funds				
Christmas Fair & retiring collections	2,000	(1,000)	-	1,000
Small Change Collection	67	-	-	67
Bishop's Lent Appeal	133	(133)	-	-
Easter Offering	296	-	-	296
Flower Fund	216	(175)	-	41
Art Project	6	-	-	6
Building/Window Fund	3,500	(15,830)	-	(12,330)
Harvest Retiring Collection	75	-	-	75
Muirhead Primary	150	-	-	150
Mission Fund	100	-	-	100
	<u>6,543</u>	<u>(17,138)</u>	<u>-</u>	<u>(10,595)</u>
TOTAL FUNDS	<u><u>96,236</u></u>	<u><u>(118,971)</u></u>	<u><u>14,777</u></u>	<u><u>(7,958)</u></u>

A current year 12 months and prior year 12 months combined position is as follows:

	At 1.10.22 £	Net movement in funds £	At 30.9.24 £
Unrestricted funds			
General fund	1,117,515	54,775	1,172,290
Restricted funds			
Christmas Fair & retiring collections	-	2,570	2,570
Small Change Collection	101	67	168
Easter Offering	150	395	545
Flower Fund	128	(43)	85
Art Project	694	6	700
Building/Window Fund	28,904	(12,330)	16,574
Harvest Retiring Collection	-	75	75
Muirhead Primary	-	150	150
Mission Fund	-	1,275	1,275
	<u>29,977</u>	<u>(7,835)</u>	<u>22,142</u>
TOTAL FUNDS	<u><u>1,147,492</u></u>	<u><u>46,940</u></u>	<u><u>1,194,432</u></u>

ST NINIANS CHURCH, TROON

**NOTES TO THE FINANCIAL STATEMENTS - continued
FOR THE YEAR ENDED 30 SEPTEMBER 2024**

16. MOVEMENT IN FUNDS - continued

A current year 12 months and prior year 12 months combined net movement in funds, included in the above are as follows:

	Incoming resources £	Resources expended £	Gains and losses £	Movement in funds £
Unrestricted funds				
General fund	215,958	(216,952)	55,769	54,775
Restricted funds				
Christmas Fair & retiring collections	4,780	(2,210)	-	2,570
Small Change Collection	67	-	-	67
Bishop's Lent Appeal	133	(133)	-	-
Easter Offering	395	-	-	395
Flower Fund	298	(341)	-	(43)
Art Project	6	-	-	6
Building/Window Fund	3,500	(15,830)	-	(12,330)
Harvest Retiring Collection	75	-	-	75
Muirhead Primary	150	-	-	150
Mission Fund	1,570	(295)	-	1,275
	<u>10,974</u>	<u>(18,809)</u>	<u>-</u>	<u>(7,835)</u>
TOTAL FUNDS	<u>226,932</u>	<u>(235,761)</u>	<u>55,769</u>	<u>46,940</u>

17. RELATED PARTY DISCLOSURES

There were no related party transactions for the year ended 30 September 2024.

ST NINIANS CHURCH, TROON

**DETAILED STATEMENT OF FINANCIAL ACTIVITIES
FOR THE YEAR ENDED 30 SEPTEMBER 2024**

	30.9.24 £	30.9.23 £
INCOME AND ENDOWMENTS		
Donations and legacies		
Ordinary collections	7,660	18,128
Special collections	13,584	14,925
Gift aid	19,792	15,270
Legacies	23,000	-
Grants	600	2,000
Donations - re hall	26,572	14,259
Tax recovered	9,540	5,664
	100,748	70,246
Other trading activities		
Fundraising events	-	500
Investment income		
Income from fixed asset investments	8,842	8,476
Net income from land and buildings	21,106	17,014
	29,948	25,490
Total incoming resources	130,696	96,236
EXPENDITURE		
Charitable activities		
Stipend of clergy	37,318	36,074
Social security	138	92
Pensions	10,430	9,607
Rates and water	3,724	3,615
Insurance	4,340	4,640
Light and heat	15,691	11,272
Postage and stationery	359	152
Sundries	1,922	3,765
Repairs and maintenance	5,858	20,686
Salaries, wages and honorarium	3,282	2,146
Altar expenses	1,202	204
Choir and organ costs	1,522	1,749
Diocesan and provincial quota	10,197	8,318
Collections for special purposes	2,030	1,308
Freehold property	6,992	6,992
Fixtures and fittings	231	272
	105,236	110,892
Support costs		
Governance costs		
Establishment costs	5,230	3,927
Carried forward	5,230	3,927

This page does not form part of the statutory financial statements

ST NINIANS CHURCH, TROON

DETAILED STATEMENT OF FINANCIAL ACTIVITIES
FOR THE YEAR ENDED 30 SEPTEMBER 2024

	30.9.24	30.9.23
	£	£
Governance costs		
Brought forward	5,230	3,927
Accountancy and legal fees	6,324	4,152
	<u>11,554</u>	<u>8,079</u>
Total resources expended	116,790	118,971
Net income/(expenditure)	<u>13,906</u>	<u>(22,735)</u>