

# Robert and Kezia Stanley Chapman Trust

Northern Ireland · Charity number 102404

## Details

Status Received

Registered 2015-10-01

Register [View on the Charity Commission for Northern Ireland register](#)

## Contact

Address C/O Quaker House  
Stocking Lane  
Dublin  
D16 V3f8  
Bt31 9qt  
BT31 9QT

Phone +353-1-499-8003

Email [rksc@quakers.ie](mailto:rksc@quakers.ie)

## Activities

**Purposes:** By her will, Mabel Stanley Chapman (who died on 02.07.1994) bequeathed one third of the residue of her estate to the Religious Society of Friends in Ireland and asked that the fund created should be called 'The Robert and Kezia Stanley Chapman Trust' in memory of her parents, the income to be used for charitable purposes. To quote from the will, the income of the Trust is to be used 'for charitable purposes including relief and mission work at home or abroad'. Only the income (or accumulated income) from the Trust can be distributed.

**What the charity does:** The prevention or relief of poverty, The advancement of education, The advancement of religion

**How the charity works:** Grant making

**Who the charity helps:** Voluntary and community sector

## Finances

| Period end | Income  | Expenditure | Assets | Employees |
|------------|---------|-------------|--------|-----------|
| 2025-12-31 | £73,764 | £39,547     | £0     | 0         |
| 2024-12-31 | £53,369 | £24,702     | £0     | 0         |

## Trustees

---

| Name                        | Role | Appointed |
|-----------------------------|------|-----------|
| Mr Charles Benjamin Lamb    |      |           |
| Mr Nigel Robert Hampton     |      |           |
| Mr Richard John Bloomfield  |      |           |
| Mr Walter Paul Sinton       |      |           |
| Ms Elizabeth Ann Loney      |      |           |
| Ms Fiona Brown Johnson      |      |           |
| Ms Janet Marcelle Pritchard |      |           |
| Ms Kate L Jarvey            |      |           |
| Ms Susanna Murdoch          |      |           |

---

**Robert and Kezia Stanley Chapman Trust**

Northern Ireland - Charity number 102404

---

# Accounts

---

**ROBERT and KEZIA STANLEY**

**CHAPMAN TRUST**

**Report and  
Financial Statements**

**For the year ended  
31 December 2025**

### INDEPENDENT EXAMINER'S REPORT TO THE TRUSTEES OF THE ROBERT & KEZIA STANLEY CHAPMAN TRUST

I report on the accounts of the Trust for the year ended 31 December 2025 which are set out on pages 3 to 8.

#### RESPECTIVE RESPONSIBILITIES OF TRUSTEES AND EXAMINER

The charity's trustees are responsible for the preparation of the accounts in accordance with the Charities Act, (Northern Ireland) 2008

The charity's trustees consider that an audit is not required under section 65 (2) of the Charities Act (Northern Ireland) 2008 (the Charities Act) Regulation 10 (1) (d) of The Charities Accounts (Scotland) Regulations 2006 (the 2006 Accounts Regulations) and that an independent examination is needed.

It is my responsibility to:

- examine the accounts under section 65 of the Charities Act
- to follow the procedures laid down in the general Directions given by the Commission under section 65 (9) (b) of the charities Act
- to state whether particular matters have come to my attention.

#### BASIS OF INDEPENDENT EXAMINER'S REPORT

I have examined the charity accounts as required under section 65 of the Charities Act and my examination was carried out in accordance with the general Directions given by the Charity Commission for Northern Ireland under section 65 (9) (b) of the Charities Act.

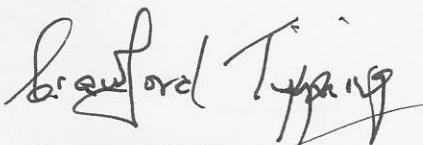
My examination included a review of the accounting records kept by the charity and a comparison of the accounts presented with those records. It also includes consideration of any unusual items or disclosures in the accounts, and seeking explanations from you as trustees concerning any such matters. The procedures undertaken do not provide all the evidence that would be required in an audit and consequently no opinion is given as to whether the accounts present "a true and fair view" and the report is limited to those matters set out in the next statement.

My role is to state whether any material matters have come to my attention giving me cause to believe:

1. that accounting records are not kept in accordance with section 63 of the Charities Act
2. that the accounts are not in accord with those accounting records
3. that the accounts do not comply with the accounting requirements of the Charities Act
4. that there is further information needed for a proper understanding of the accounts to be reached

#### INDEPENDENT EXAMINER'S STATEMENT

I have completed my examination and have no concerns in respect of the matters (1) to (4) listed above and, in connection with following the directions of the Charities Regulatory Authority, I have found no matters that require drawing to your attention.



CRAWFORD TIPPING, F.C.A.  
CHARTERED ACCOUNTANT  
CO. WEXFORD

2 April 2026

## **ROBERT and KEZIA STANLEY CHAPMAN TRUST**

The Trustees present their report and financial statements for the year ended 31 December 2025.

### **PRINCIPAL ACTIVITY**

The Robert & Kezia Stanley Chapman Trust results from a bequest by Mabel Stanley Chapman who died in 1994. Under the terms of the will, the Trust is administered by the Yearly Meeting of Friends and the income to be used for charitable purposes including relief and mission work at home or abroad. It is also a condition of the will that the capital be invested and only the income used.

### **TRUSTEES**

The financial affairs are the responsibility of the Trustees who are appointed by Ireland Yearly Meeting. The Trustees as at year end, during the year, or appointed prior to the approval of the financial statements were :

|                                |                                 |
|--------------------------------|---------------------------------|
| Richard Bloomfield (Treasurer) | appointed until September 2026  |
| Nigel R.Hampton (Clerk)        | Ulster Friends' Trustees        |
| Susanne Hayes                  | appointed until January 2026    |
| Kate Jarvey                    | appointed until January 2027    |
| Fiona Brown - Johnson          | appointed until September 2027  |
| Charles B. Lamb                | appointed until September 2027] |
| Ann Loney                      | appointed until March 2027      |
| Susanna Murdoch                | appointed until January 2026    |
| Janet Pritchard                | appointed until January 2027    |
| Paul Sinton                    | appointed until March 2027      |

|            |  |
|------------|--|
| Accountant | Crawford Tipping, F.C.A.,<br>"Birchwood"<br>Clonganny<br>Ballygarrett<br>Gorey<br>Co. Wexford. |
|------------|--|

|         |   |
|---------|---|
| Bankers | Evelyn Partners (formerly Smith & Williamson)<br>45, Gresham Street<br>London<br>EC2V 7BG |
|---------|---|

|                     |   |
|---------------------|---|
| Investment Advisors | Evelyn Partners (formerly Smith & Williamson)<br>45, Gresham Street<br>London<br>EC2V 7BG |
|---------------------|---|

|         |  |
|---------|--|
| Offices | Quaker House<br>Stocking Lane<br>Rathfarnham<br>Dublin 16. |
|---------|--|

|                              |            |
|------------------------------|------------|
| NI Charity Commission Number | NIC 102404 |
|------------------------------|------------|

## THE ROBERT & KEZIA STANLEY CHAPMAN TRUST

### Receipts and Payments Account for the year ended 31 December 2025

|   | Note | Actual<br>31/12/25<br>Sterling | Actual<br>31/12/24<br>Sterling |
|---|------|--------------------------------|--------------------------------|
| <b><u>Receipts</u></b>                              |      |                                |                                |
| Dividends and Interest (net of tax - irrecoverable) |      | 53,674                         | 53,369                         |
| Grant Returned                                      |      | 20,000                         | 0                              |
| <b>Total Income</b>                                 |      | <b>73,674</b>                  | <b>53,369</b>                  |
| <b><u>Payments</u></b>                              |      |                                |                                |
| Grants paid   | 2    | (31,200)                       | (16,540)                       |
| Bank, Audit & Investment Management Fees            |      | (8,347)                        | (8,162)                        |
| <b>Total Costs</b>                                  |      | <b>(39,547)</b>                | <b>(24,702)</b>                |
| <b>Surplus of Receipts over payments</b>            |      | <b>34,127</b>                  | <b>28,667</b>                  |
| Deposit Accounts at 1 January                       |      | 24,720                         | 56,163                         |
| Surplus of Receipts over payments                   |      | 34,127                         | 28,667                         |
| Capital Deposit/Current Account Adjustment          |      | (37,042)                       | (60,110)                       |
| <b>Deposit Accounts at 31 December</b>              |      | <b>21,805</b>                  | <b>24,720</b>                  |

I approve these financial statements, which I have prepared, and confirm that I am responsible for them, including selecting the accounting policies and making judgements underlying them.

I confirm also that I have made available all relevant accounting records and information necessary for their review.



RICHARD BLOOMFIELD  
TREASURER  
ON BEHALF OF THE ROBERT & KEZIA STANLEY CHAPMAN TRUST

Date 2nd April 2026

**THE ROBERT & KEZIA STANLEY CHAPMAN TRUST**

**BALANCE SHEET AS AT 31st DECEMBER 2025**

|  | Note | 31/12/25<br>Sterling | 31/12/24<br>Sterling |
|--|------|----------------------|----------------------|
| <b><u>INVESTMENTS ( at book value)</u></b> | 3    | 1,256,223            | 1,237,059            |
| <b><u>BANK AND CASH</u></b>                | 4    | 21,805               | 24,720               |
| <b><u>CREDITORS</u></b>                    | 5    | 0                    | (23,560)             |
| <b><u>TOTAL ASSETS</u></b>                 |      | <u>1,278,028</u>     | <u>1,238,219</u>     |
| <b><u>FUNDS AND PROVISIONS</u></b>         |      |                      |                      |
| Trust Fund at book value                   | 6    | 1,109,705            | 1,112,941            |
| Income available for new grants            | 7    | 168,323              | 125,278              |
|  |      | <u>1,278,028</u>     | <u>1,238,219</u>     |

I approve these financial statements, which I have prepared, and confirm that I am responsible for them, including selecting the accounting policies and making judgements underlying them.

I confirm also that I have made available all relevant accounting records and information necessary for their review.



**RICHARD BLOOMFIELD  
TREASURER  
ON BEHALF OF THE ROBERT & KEZIA STANLEY CHAPMAN TRUST**

Date 2nd April 2026

## THE ROBERT & KEZIA STANLEY CHAPMAN TRUST

### NOTES ON THE FINANCIAL STATEMENTS AS AT 31 DECEMBER 2025

#### **Note 1**

The Robert and Kezia Stanley Chapman Trust results from a bequest by Mabel Stanley Chapman who died in 1994. Under the terms of the will, the Trust is administered by the Yearly Meeting of Friends and the income to be used for charitable purposes including relief and mission work at home or abroad. It is also a condition of the will that the capital be invested and only the income used.

The charity is registered with the Northern Ireland Charity Commission. The charity number is NIC102404 and the date of registration was 1 October 2015.

The financial statements are denoted in sterling

#### **Note 2. Grants Paid**

|  | 31/12/25<br>Sterling | 31/12/24<br>Sterling |
|--|----------------------|----------------------|
| Grantstown Trust (Quaker Education Fund)                     | 5,000                | 0                    |
| Bessbrook Meeting House                                      | 10,000               | 0                    |
| ( Kenyan Friend ) - administered by Ulster Quarterly Meeting | 4,200                | 0                    |
| Hillsborough Meeting House                                   | 10,000               | 0                    |
| IYM Peace Committee AVP Workshop                             | 2,000                | 0                    |
| QCEA   | 0                    | 15,540               |
| Newtown School, Waterford                                    | 0                    | 1,000                |
|  | <u>31,200</u>        | <u>16,540</u>        |

**THE ROBERT & KEZIA STANLEY CHAPMAN TRUST**

**NOTES ON THE FINANCIAL STATEMENTS AS AT 31 DECEMBER 2025**

**Note 3. Investments**  
(see details on page 8)

|   | Investments      | Cash<br>Capital<br>Deposit | Total            |
|---|------------------|----------------------------|------------------|
|   | Sterling         | Sterling                   | Sterling         |
| Balance at 1 January 2025- book value             | 1,235,357        | 1,702                      | 1,237,059        |
| Cost of additions                                 | 203,382          | 0                          | 203,382          |
| Costs of disposals                                | (203,539)        | 0                          | (203,539)        |
| Proceeds  | 0                | 19,949                     | 19,949           |
| Dividends and Interest                            | 0                | 53,674                     | 53,674           |
| Expenses  | 0                | (8,976)                    | (8,976)          |
| Transfer to current account                       | 0                | (45,326)                   | (45,326)         |
| Operating receipts received in capital account    | 0                | 0                          | 0                |
| Net (Outflow)/Inflow                              | (157)            | 19,321                     | 19,164           |
| <b>Balance at 31 December 2025 - book value</b>   | <b>1,235,200</b> | <b>21,023</b>              | <b>1,256,223</b> |
| <b>Balance at 31 December 2025 - market value</b> | <b>1,565,613</b> | <b>21,023</b>              | <b>1,586,636</b> |
| Balance at 31 December 2024- book value           | 1,235,357        | 1,702                      | 1,237,059        |
| Balance at 31 December 2024- market value         | 1,404,437        | 1,702                      | 1,406,139        |

**Note 4. Bank and Cash**

|   | 31/12/25<br>Sterling | 31/12/24<br>Sterling |
|---|----------------------|----------------------|
| Evelyn Partners (formerly Smith & Williamson) | 21,805               | 24,720               |
|   | <b>21,805</b>        | <b>24,720</b>        |

**Note 5. Creditors**

|   | 31/12/25<br>Sterling | 31/12/24<br>Sterling |
|---|----------------------|----------------------|
| Temporary Settlement - Blackrock Asset Managemeny | 0                    | 23,560               |
|   | <b>0</b>             | <b>23,560</b>        |

**THE ROBERT & KEZIA STANLEY CHAPMAN TRUST**

**NOTES ON THE FINANCIAL STATEMENTS AS AT 31 DECEMBER 2025**

**Note 6. Trust Fund**

|  | <b>31/12/25<br/>Sterling</b> | <b>31/12/24<br/>Sterling</b> |
|--|------------------------------|------------------------------|
| Balance at 1 January - book value                        | 1,112,941                    | 1,090,282                    |
| Surplus/(Deficit) on disposal of investments             | (3,236)                      | 22,659                       |
| <b>Balance at 31 December - book value</b>               | <b>1,109,705</b>             | <b>1,112,941</b>             |
| Excess of Market Value of Investments<br>over Book Value | 330,413                      | 166,836                      |
| <b>Balance at 31 December - market value</b>             | <b>1,440,118</b>             | <b>1,279,777</b>             |

**Note 7. Income Available for New Grants**

|  | <b>31/12/25<br/>Sterling</b> | <b>31/12/24<br/>Sterling</b> |
|--|------------------------------|------------------------------|
| Balance at 31 December - cash on hand                    | 21,805                       | 24,720                       |
| Balance at 31 December - within investment account       | 146,518                      | 100,558                      |
| <b>Balance at 31 December - book value</b>               | <b>168,323</b>               | <b>125,278</b>               |
| <b>Balance at 31 December - available for new grants</b> | <b>168,323</b>               | <b>125,278</b>               |

**Note 7. Approval of the Financial Statements**

The financial statements were signed by the Treasurer on behalf of the Trustees of the Robert & Kezia Stanley Chapman Trust on

**The Robert and Kezia Stanley Chapman Trust  
Investments**

page 8.1/2

|  | No of<br>shares<br>31/12/24 | Book<br>Value<br>31/12/24 | Market<br>Value<br>31/12/24 | Additions<br>Units | Additions<br>Cost | Disposals<br>Units | Cost of<br>Disposals | Proceeds | Profit<br>(Loss)<br>cost | No of<br>shares<br>31/12/25 | Book<br>Value<br>31/12/25 | Market<br>Value<br>31/12/25 | MV v BV  |
|--|-----------------------------|---------------------------|-----------------------------|--------------------|-------------------|--------------------|----------------------|----------|--------------------------|-----------------------------|---------------------------|-----------------------------|----------|
|  |                             | STG                       | STG                         |                    | STG               |                    | STG                  | STG      | STG                      |                             | STG                       | STG                         |          |
| Aviva 8.75% Cum IRR PRF GBP 1                | 20,000                      | 21,407                    | 27,000                      |                    |                   | 20,000             | 21,407               | -21,407  | 0                        | 0                           | 0                         | 0                           | 0        |
| Amazon Com Inc                               | 70                          | 9,781                     | 12,274                      |                    |                   |                    |                      |          | 0                        | 70                          | 9,781                     | 12,012                      | 2,231    |
| American Tower Inc                           | 65                          | 10,277                    | 9,526                       |                    |                   |                    |                      |          | 0                        | 65                          | 10,277                    | 8,484                       | (1,793)  |
| Artemis Investment Fund                      | 25,163                      | 25,336                    | 25,097                      |                    |                   |                    |                      |          | 0                        | 25,163                      | 25,336                    | 25,550                      | 214      |
| Bank of America                              | 420                         | 14,415                    | 14,763                      |                    |                   |                    |                      |          | 0                        | 420                         | 14,415                    | 17,173                      | 2,758    |
| BARC 7.37% UK US Quarterly INC Note 5.3.31   | 0                           | 0                         | 0                           | 25,000             | 24,977            |                    |                      |          |                          | 25,000                      | 24,977                    | 25,068                      | 91       |
| Bellevue Healthcare Trust                    | 14,000                      | 27,073                    | 19,852                      | 0                  |                   | 14,000             | 27,073               | -16,533  | -10,540                  | 0                           | 0                         | 0                           | (0)      |
| BBGI SICAV S.A. Ord NPV                      | 5,731                       | 8,084                     | 7,141                       |                    |                   | 5,731              | 8,084                | -8,083   | -1                       | 0                           | 0                         | 0                           | 0        |
| Blackrock Asset Mgmt Ireland                 | 727                         | 83,458                    | 85,359                      | 118                | 14,110            |                    |                      |          | 0                        | 845                         | 97,568                    | 103,576                     | 6,008    |
| Blackrock Continental                        | 20,000                      | 29,531                    | 36,851                      |                    |                   |                    |                      |          | 0                        | 20,000                      | 29,531                    | 44,526                      | 14,995   |
| BNY Mellon Global Funds plc US equity Income | 36,000                      | 44,259                    | 64,195                      |                    |                   |                    |                      |          | 0                        | 36,000                      | 44,259                    | 69,163                      | 24,904   |
| CIBC 8.03 UK US Income call                  | 20                          | 20,237                    | 20,162                      |                    |                   | 20                 | 20,237               | -20,000  | -237                     | 0                           | 0                         | 0                           | (0)      |
| CIBC ESTX S&P Income Autocall 17.102031      | 0.00                        | £0.00                     | £0.00                       | 20                 | 20422             |                    |                      |          |                          | 20                          | 20,422                    | 20,483                      | 62       |
| CITI 8% FTSE Euro Income Note 06.02.31       | 0.00                        | £0.00                     | £0.00                       | 29000              | 29252             |                    |                      |          |                          | 29,000                      | 29,252                    | 29,174                      | (78)     |
| CRH Ord EURO .32                             | 600                         | 4,057                     | 44,484                      |                    |                   |                    |                      |          | 0                        | 600                         | 4,057                     | 55,824                      | 51,767   |
| Edgewood L Select US Select                  | 105                         | 20,005                    | 39,706                      |                    |                   |                    |                      |          | 0                        | 105                         | 20,005                    | 39,368                      | 19,363   |
| First Sentier Investors ICVC Asia PacSust B  | 2,300                       | 19,953                    | 20,670                      |                    |                   | 2,300              | 19,953               | -19,758  | -195                     | 0                           | 0                         | 0                           | 0        |
| GlaxoSmithKline 25p ordinary                 | 1,520                       | 20,927                    | 20,467                      |                    |                   |                    |                      |          | 0                        | 1,520                       | 20,927                    | 27,732                      | 6,805    |
| Greencoat UK Wind plc                        | 23,500                      | 29,755                    | 30,010                      |                    |                   |                    |                      |          | 0                        | 23,500                      | 29,755                    | 23,054                      | (6,701)  |
| HICL Infrastructure Ord GBP 0.0001           | 11,000                      | 19,349                    | 13,068                      |                    |                   |                    |                      |          | 0                        | 11,000                      | 19,349                    | 12,804                      | (6,545)  |
| HSBC ord USD 0.50c                           | 6,000                       | 11,896                    | 47,118                      |                    |                   |                    |                      |          | 0                        | 6,000                       | 11,896                    | 70,428                      | 58,532   |
| JP Morgan global emerging markets            | 18,200                      | 25,445                    | 24,115                      |                    |                   |                    |                      |          | 0                        | 18,200                      | 25,445                    | 31,122                      | 5,677    |
| Jupiter Japan Income U2                      | 17,000                      | 19,986                    | 20,281                      |                    |                   |                    |                      |          | 0                        | 17,000                      | 19,986                    | 23,538                      | 3,552    |
| Land Securities Ord GBP.10                   | 3,808                       | 23,428                    | 22,239                      |                    |                   |                    |                      |          | 0                        | 3,808                       | 23,428                    | 23,686                      | 258      |
| Legal & General GP 25p ordinary              | 15,000                      | 15,638                    | 34,470                      |                    |                   |                    |                      |          | 0                        | 15,000                      | 15,638                    | 39,285                      | 23,648   |
| Lion Trust Investments Limited               | 42,700                      | 42,972                    | 34,367                      | 35,006             | 42,972            | 42,700             | 42,972               | -42,973  | 1                        | 35,006                      | 42,972                    | 35,128                      | (7,844)  |
| Lloyds TSB 10p ordinary shares               | 19,443                      | 30,751                    | 10,651                      |                    |                   |                    |                      |          | 0                        | 19,443                      | 30,751                    | 19,101                      | (11,650) |
| London Metric Property                       | 14334                       | 30197                     | 25816                       | 0.00               |                   |                    |                      |          | 0                        | 14,334                      | 30,197                    | 27,192                      | (3,005)  |
| Lowland Investment Co Ord 25p GBP            | 16,500                      | 24,738                    | 20,295                      |                    |                   |                    |                      |          | 0                        | 16,500                      | 24,738                    | 26,235                      | 1,497    |
| Maitland Inst Services Limited               | 280                         | 30,373                    | 27,682                      |                    |                   |                    |                      |          | 0                        | 280                         | 30,373                    | 28,131                      | (2,242)  |
| Magnum Ice Cream Co NV Ord EUR3.50           | 0                           | 0                         | 0                           | 200                | 289               |                    |                      |          | 0                        | 200                         | 289                       | 2,355                       | 2,066    |
| M&G Charifund Units                          | 4,000                       | 40,754                    | 58,896                      |                    |                   |                    |                      |          | 0                        | 4,000                       | 40,754                    | 69,102                      | 28,348   |
| Microsoft Corp Com                           | 55                          | 14,136                    | 18,529                      |                    |                   |                    |                      |          | 0                        | 55                          | 14,136                    | 19,775                      | 5,639    |
| Murray Int. Trust Ord GBP.25                 | 2,800                       | 28,653                    | 36,050                      |                    |                   |                    |                      |          | 0                        | 2,800                       | 28,653                    | 46,900                      | 18,247   |
| Nextera Energy Inc                           | 205                         | 14,165                    | 11,749                      |                    |                   |                    |                      |          | 0                        | 205                         | 14,165                    | 12,235                      | (1,930)  |
| Ninety One Diversified income                | 28,942                      | 29,785                    | 26,482                      | 0                  |                   |                    |                      | 0        | 0                        | 28,942                      | 29,785                    | 26,901                      | (2,884)  |
| Ninety One Fund Managers Global Environment  | 15,000                      | 27,361                    | 23,700                      |                    |                   |                    |                      |          | 0                        | 15,000                      | 27,361                    | 25,595                      | (1,766)  |
| Novo Nordisk                                 | 100                         | 9,946                     | 6,884                       |                    |                   |                    |                      |          | 0                        | 100                         | 9,946                     | 3,802                       | (6,144)  |
| Nvidia Corp                                  | 150                         | 10,141                    | 16,096                      |                    |                   |                    |                      |          | 0                        | 150                         | 10,141                    | 20,797                      | 10,656   |
| Prologis Inc                                 | 120                         | 14,554                    | 10,140                      |                    |                   |                    |                      |          | 0                        | 120                         | 14,554                    | 11,389                      | (3,165)  |
| Prudential                                   | 2,500                       | 13,238                    | 15,925                      |                    |                   |                    |                      |          | 0                        | 2,500                       | 13,238                    | 28,613                      | 15,375   |
| Rathbone Unit Trust Ethical Bond             | 30,000                      | 29,399                    | 25,809                      |                    |                   |                    |                      |          | 0                        | 30,000                      | 29,399                    | 26,388                      | (3,011)  |
| Real Estate Credit Investment                | 10,000                      | 17,056                    | 12,300                      |                    |                   |                    |                      |          | 0                        | 10,000                      | 17,056                    | 12,350                      | (4,706)  |
| RIT Cap Partners Ord GBP 1                   | 1,400                       | 29,614                    | 27,804                      |                    |                   |                    |                      |          | 0                        | 1,400                       | 29,614                    | 31,780                      | 2,166    |
| Sanlam Artificial Intelligence               | 9,500                       | 27,773                    | 36,561                      |                    |                   |                    |                      |          | 0                        | 9,500                       | 27,773                    | 39,398                      | 11,625   |
| Schneider Electric BE                        | 50                          | 9,057                     | 9,977                       |                    |                   |                    |                      |          | 0                        | 50                          | 9,057                     | 10,254                      | 1,197    |

**The Robert and Kezia Stanley Chapman Trust  
Investments**

page 8.2/2

| vjj   | No of shares<br>31/12/24 | Book Value<br>31/12/24 | Market Value<br>31/12/24 | Additions<br>Units | Additions<br>Cost | Disposals<br>Units | Cost of<br>Disposals | Proceeds        | Profit<br>(Loss)<br>cost | No of shares<br>31/12/25 | Book Value<br>31/12/25 | Market Value<br>31/12/25 | MV v BV        |
|---|--------------------------|------------------------|--------------------------|--------------------|-------------------|--------------------|----------------------|-----------------|--------------------------|--------------------------|------------------------|--------------------------|----------------|
|   |                          | STG                    | STG                      |                    | STG               |                    | STG                  | STG             | STG                      |                          | STG                    | STG                      |                |
| Schroder Asia Pacific Fund                  | 5,400                    | 25,216                 | 28,944                   |                    |                   |                    |                      |                 | 0                        | 5,400                    | 25,216                 | 35,532                   | 10,316         |
| Schroder Oriental Income Fund               | 7,850                    | 19,895                 | 21,430                   |                    |                   |                    |                      |                 | 0                        | 7,850                    | 19,895                 | 26,769                   | 6,874          |
| Sequoia Economic Infra Inc Fund             | 13,500                   | 15,335                 | 10,638                   |                    |                   |                    |                      |                 | 0                        | 13,500                   | 15,335                 | 10,665                   | (4,670)        |
| SSGA SPDR EFTS Europe 1 PLC                 | 80                       | 32,618                 | 37,810                   |                    |                   | 80                 | 32,618               | -40,640         | 8,022                    | 0                        | 0                      | 0                        | 0              |
| Stryker Corp                                | 35                       | 9,923                  | 10,074                   |                    |                   |                    |                      |                 | 0                        | 35                       | 9,923                  | 9,145                    | (778)          |
| Supermarker Income Reit                     | 28,500                   | 29,580                 | 19,408                   |                    |                   |                    |                      |                 | 0                        | 28,500                   | 29,580                 | 23,227                   | (6,353)        |
| Temple Bar Investment Trust                 | 10,000                   | 10,612                 | 27,200                   |                    |                   |                    |                      |                 | 0                        | 10,000                   | 10,612                 | 37,850                   | 27,238         |
| Tycho ICAV Tycho Arete Macro SI             | 115                      | 14,349                 | 17,015                   |                    |                   |                    |                      |                 | 0                        | 115                      | 14,349                 | 18,220                   | 3,871          |
| UK Govt 4.25% Senior Bonds                  | 25,000                   | 25,223                 | 24,863                   |                    |                   |                    |                      |                 | 0                        | 25,000                   | 25,223                 | 25,235                   | 12             |
| UK Govt 4.375% Bonds                        | 0                        | 0                      | 0                        | 24,800             | 25,221            |                    |                      |                 | 0                        | 24,800                   | 25,221                 | 25,207                   | (14)           |
| UK Govt 4.5% Bonds                          | 25,000                   | 25,840                 | 25,204                   |                    |                   |                    |                      |                 | 0                        | 25,000                   | 25,840                 | 25,422                   | (418)          |
| UK Govt 5% Senior Bonds                     | 25,000                   | 25,202                 | 25,414                   |                    |                   | 25,000             | 25,202               | -25,205         | 3                        | 0                        | 0                      | 0                        | 0              |
| Unilever                                    | 1,000                    | 5,993                  | 45,480                   | 898                | 5,704             | 1,000              | 5,993                | -5,704          | -289                     | 898                      | 5,704                  | 43,152                   | 37,448         |
| Veolia Environment ADR                      | 730                      | 16,612                 | 16,396                   |                    |                   |                    |                      |                 | 0                        | 730                      | 16,612                 | 18,843                   | 2,231          |
| Xtrackers (IE) PLC S&P 500 UCITS ETF 2C GBP | 0                        | 0                      | 0                        | 355                | 40,434            |                    |                      |                 | 0                        | 355                      | 40,434                 | 40,875                   | 441            |
| <b>Total Investments</b>                    | <b>1,235,358</b>         | <b>1,404,437</b>       | <b>1,404,437</b>         |                    | <b>203,381</b>    |                    | <b>203,539</b>       | <b>-200,303</b> | <b>-3,236</b>            |                          | <b>1,235,200</b>       | <b>1,565,613</b>         | <b>330,413</b> |
|   |                          |                        |                          | int/divds          |                   | tfr c/a net        | grant                |                 | fees                     |                          |                        |                          |                |
| Cash on deposit with Evelyn Partners        | 0                        | 278                    | 0                        | 278                |                   | -140,305           |                      | 160,253         | -137                     | 0                        | 20,089                 | 20,089                   |                |
| Cash on deposit with Evelyn Partners        | 0                        | 1424                   | 0                        | 1,424              | 53,674            |                    | -45,326              | -2,000          | -6,839                   | 0                        | 933                    | 933                      |                |
| Transfers                                   | 0                        | 0                      | 0                        | 0                  |                   | -48,966            |                      | 1,940           | 6,976                    | 0                        | 0                      | 0                        |                |
| <b>Total Cash investments</b>               | <b>1,702</b>             | <b>1,702</b>           | <b>1,702</b>             | <b>53,674</b>      | <b>-189,271</b>   |                    | <b>-60</b>           | <b>200,303</b>  | <b>0</b>                 |                          | <b>21,022</b>          | <b>21,022</b>            |                |
|   | <b>1,237,060</b>         | <b>1,406,139</b>       | <b>1,406,139</b>         |                    | <b>14,110</b>     |                    |                      | <b>0</b>        |                          |                          | <b>1,256,222</b>       | <b>1,586,635</b>         |                |

**Robert and Kezia Stanley Chapman Trust**

Northern Ireland - Charity number 102404

---

# Accounts

---

**ROBERT and KEZIA STANLEY**  
**CHAPMAN TRUST**

**Report and  
Financial Statements**

**For the year ended  
31 December 2024**

## **ROBERT and KEZIA STANLEY CHAPMAN TRUST**

The Trustees present their report and financial statements for the year ended 31 December 2024.

### **PRINCIPAL ACTIVITY**

The Robert & Kezia Stanley Chapman Trust results from a bequest by Mabel Stanley Chapman who died in 1994. Under the terms of the will, the Trust is administered by the Yearly Meeting of Friends and the income to be used for charitable purposes including relief and mission work at home or abroad. It is also a condition of the will that the capital be invested and only the income used.

### **TRUSTEES**

The financial affairs are the responsibility of the Trustees who are appointed by Ireland Yearly Meeting. The Trustees as at year end, during the year, or appointed prior to the approval of the financial statements were :

|                                |                                |
|--------------------------------|--------------------------------|
| Richard Bloomfield (Treasurer) | appointed until September 2026 |
| Nigel R.Hampton (Clerk)        | Ulster Friends' Trustees       |
| Susanne Hayes                  | appointed until January 2026   |
| Kate Jarvey                    | appointed until January 2027   |
| Fiona Brown - Johnson          | appointed until September 2027 |
| Charles B. Lamb                | appointed until September 2027 |
| Ann Loney                      | appointed until March 2027     |
| Susanna Murdoch                | appointed until January 2026   |
| Janet Pritchard                | appointed until January 2027   |
| Paul Sinton                    | appointed until March 2027     |

|            |  |
|------------|--|
| Accountant | Crawford Tipping, F.C.A.,<br>"Birchwood"<br>Clonganny<br>Ballygarrett<br>Gorey<br>Co. Wexford. |
|------------|--|

|         |  |
|---------|--|
| Bankers | Evelyn Partners<br>3, Bedford Square<br>Belfast<br>BT2 7EP |
|---------|--|

|                     |  |
|---------------------|--|
| Investment Advisors | Evelyn Partners<br>3, Bedford Square<br>Belfast<br>BT2 7EP |
|---------------------|--|

|         |  |
|---------|--|
| Offices | Quaker House<br>Stocking Lane<br>Rathfarnham<br>Dublin 16. |
|---------|--|

|                              |            |
|------------------------------|------------|
| NI Charity Commission Number | NIC 102404 |
|------------------------------|------------|

**INDEPENDENT EXAMINER'S REPORT  
TO THE TRUSTEES OF  
THE ROBERT & KEZIA STANLEY CHAPMAN TRUST**

I report on the accounts of the Trust for the year ended 31 December 2024 which are set out on pages 3 to 8.

**RESPECTIVE RESPONSIBILITIES OF TRUSTEES AND EXAMINER**

The charity's trustees are responsible for the preparation of the accounts in accordance with the Charities Act, (Northern Ireland) 2008

The charity's trustees consider that an audit is not required under section 65 (2) of the Charities Act (Northern Ireland) 2008 (the Charities Act) Regulation 10 (1) (d) of The Charities Accounts (Scotland) Regulations 2006 (the 2006 Accounts Regulations) and that an independent examination is needed.

It is my responsibility to:

- examine the accounts under section 65 of the Charities Act
- to follow the procedures laid down in the general Directions given by the Commission under section 65 (9) (b) of the charities Act
- to state whether particular matters have come to my attention.

**BASIS OF INDEPENDENT EXAMINER'S REPORT**

I have examined the charity accounts as required under section 65 of the Charities Act and my examination was carried out in accordance with the general Directions given by the Charity Commission for Northern Ireland under section 65 (9) (b) of the Charities Act.

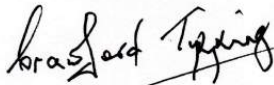
My examination included a review of the accounting records kept by the charity and a comparison of the accounts presented with those records. It also includes consideration of any unusual items or disclosures in the accounts, and seeking explanations from you as trustees concerning any such matters. The procedures undertaken do not provide all the evidence that would be required in an audit and consequently no opinion is given as to whether the accounts present "a true and fair view" and the report is limited to those matters set out in the next statement.

My role is to state whether any material matters have come to my attention giving me cause to believe:

1. that accounting records are not kept in accordance with section 63 of the Charities Act
2. that the accounts are not in accord with those accounting records
3. that the accounts do not comply with the accounting requirements of the Charities Act
4. that there is further information needed for a proper understanding of the accounts to be reached

**INDEPENDENT EXAMINER'S STATEMENT**

I have completed my examination and have no concerns in respect of the matters (1) to (4) listed above and, in connection with following the directions of the Charities Regulatory Authority, I have found no matters that require drawing to your attention.



CRAWFORD TIPPING, F.C.A.  
CHARTERED ACCOUNTANT  
CO. WEXFORD

16 April 2025

## THE ROBERT & KEZIA STANLEY CHAPMAN TRUST

### Receipts and Payments Account for the year ended 31 December 2024

|   | Note | Actual<br>31/12/24<br>Sterling | Actual<br>31/12/23<br>Sterling |
|---|------|--------------------------------|--------------------------------|
| <b><u>Receipts</u></b>                              |      |                                |                                |
| Dividends and Interest (net of tax - irrecoverable) |      | 53,369                         | 53,287                         |
| Grant Returned                                      |      | 0                              | 26,000                         |
| <b>Total Income</b>                                 |      | <b>53,369</b>                  | <b>79,287</b>                  |
| <b><u>Payments</u></b>                              |      |                                |                                |
| Grants paid   | 2    | (16,540)                       | (50,208)                       |
| Bank, Audit & Investment Management Fees            |      | (8,162)                        | (8,022)                        |
| <b>Total Costs</b>                                  |      | <b>(24,702)</b>                | <b>(58,230)</b>                |
| <b>Surplus of Receipts over payments</b>            |      | <b>28,667</b>                  | <b>21,057</b>                  |
| <b>Deposit Accounts at 1 January</b>                |      | <b>56,163</b>                  | <b>35,040</b>                  |
| <b>Surplus of Receipts over payments</b>            |      | <b>28,667</b>                  | <b>21,057</b>                  |
| <b>Capital Deposit/Current Account Adjustment</b>   |      | <b>(60,110)</b>                | <b>66</b>                      |
| <b>Deposit Accounts at 31 December</b>              |      | <b>24,720</b>                  | <b>56,163</b>                  |

I approve these financial statements, which I have prepared, and confirm that I am responsible for them, including selecting the accounting policies and making judgements underlying them.

I confirm also that I have made available all relevant accounting records and information necessary for their review.



**RICHARD BLOOMFIELD**  
**TREASURER**  
**ON BEHALF OF THE ROBERT & KEZIA STANLEY CHAPMAN TRUST**

**15 April 2025**

## THE ROBERT & KEZIA STANLEY CHAPMAN TRUST

### BALANCE SHEET AS AT 31st DECEMBER 2024

|  | Note | 31/12/24<br>Sterling | 31/12/23<br>Sterling |
|--|------|----------------------|----------------------|
| <b><u>INVESTMENTS ( at book value)</u></b> | 3    | 1,237,059            | 1,130,730            |
| <b><u>BANK AND CASH</u></b>                | 4    | 24,720               | 56,163               |
| <b><u>CREDITORS</u></b>                    | 5    | (23,560)             | 0                    |
| <b><u>TOTAL ASSETS</u></b>                 |      | <u>1,238,219</u>     | <u>1,186,893</u>     |
| <b><u>FUNDS AND PROVISIONS</u></b>         |      |                      |                      |
| Trust Fund at book value                   | 6    | 1,112,941            | 1,090,282            |
| Income available for new grants            | 7    | 125,278              | 96,611               |
|  |      | <u>1,238,219</u>     | <u>1,186,893</u>     |

I approve these financial statements, which I have prepared, and confirm that I am responsible for them, including selecting the accounting policies and making judgements underlying them.

I confirm also that I have made available all relevant accounting records and information necessary for their review.



**RICHARD BLOOMFIELD**  
**TREASURER**  
**ON BEHALF OF THE ROBERT & KEZIA STANLEY CHAPMAN TRUST**

15 April 2025

## THE ROBERT & KEZIA STANLEY CHAPMAN TRUST

### NOTES ON THE FINANCIAL STATEMENTS AS AT 31 DECEMBER 2024

#### Note 1

The Robert and Kezia Stanley Chapman Trust results from a bequest by Mabel Stanley Chapman who died in 1994. Under the terms of the will, the Trust is administered by the Yearly Meeting of Friends and the income to be used for charitable purposes including relief and mission work at home or abroad. It is also a condition of the will that the capital be invested and only the income used.

The charity is registered with the Northern Ireland Charity Commission. The charity number is NIC102404 and the date of registration was 1 October 2015.

The financial statements are denoted in sterling

#### Note 2. Grants Paid

|                                    | 31/12/24<br>Sterling | 31/12/23<br>Sterling |
|------------------------------------|----------------------|----------------------|
| QCEA                               | 15,540               | 0                    |
| Newtown School, Waterford          | 1,000                | 0                    |
| Crumlin Lower Advancing Youth      | 0                    | 7,908                |
| Newtown School - Pastoral Care     | 0                    | 1,500                |
| Religious Society of Friends (IYM) | 0                    | 3,800                |
| Oana Marian                        | 0                    | 2,000                |
| QCEA                               | 0                    | 15,000               |
| RSoF Frederick Street Meeting      | 0                    | 20,000               |
|                                    | <b>16,540</b>        | <b>50,208</b>        |

## THE ROBERT & KEZIA STANLEY CHAPMAN TRUST

### NOTES ON THE FINANCIAL STATEMENTS AS AT 31 DECEMBER 2024

#### Note 3. Investments (see details on page 8)

|   | Investments      | Cash<br>Capital<br>Deposit | Total            |
|---|------------------|----------------------------|------------------|
|   | Sterling         | Sterling                   | Sterling         |
| Balance at 1 January 2024- book value             | 1,048,638        | 82,092                     | 1,130,730        |
| Cost of additions                                 | 311,300          | (311,300)                  | 0                |
| Costs of disposals                                | (124,581)        | 0                          | (124,581)        |
| Proceeds  | 0                | 147,239                    | 147,239          |
| Dividends and Interest                            | 0                | 53,369                     | 53,369           |
| Expenses  | 0                | (1,240)                    | (1,240)          |
| Transfer to current account                       | 0                | (51,916)                   | (51,916)         |
| Operating receipts received in capital account    | 0                | 0                          | 0                |
| Net (Outflow)/Inflow                              | 186,719          | (163,848)                  | 22,871           |
| <b>Balance at 31 December 2024 - book value</b>   | <b>1,235,357</b> | <b>(81,756)</b>            | <b>1,153,601</b> |
| <b>Balance at 31 December 2024 - market value</b> | <b>1,404,193</b> | <b>(81,756)</b>            | <b>1,322,437</b> |
| Balance at 31 December 2023- book value           | 1,048,638        | 82,092                     | 1,130,730        |
| Balance at 31 December 20223- market value        | 1,195,831        | 82,092                     | 1,277,923        |

#### Note 4. Bank and Cash

|   | 31/12/24<br>Sterling | 31/12/23<br>Sterling |
|---|----------------------|----------------------|
| Evelyn Partners (formerly Smith & Williamson) | 24,720               | 56,163               |
|   | <b>24,720</b>        | <b>56,163</b>        |

#### Note 5. Creditors

|   | 31/12/24<br>Sterling | 31/12/23<br>Sterling |
|---|----------------------|----------------------|
| Temporary Settlement - Blackrock Asset Managemeny | 23,560               | 0                    |
|   | <b>23,560</b>        | <b>0</b>             |

## THE ROBERT & KEZIA STANLEY CHAPMAN TRUST

### NOTES ON THE FINANCIAL STATEMENTS AS AT 31 DECEMBER 2024

#### Note 6. Trust Fund

|  | <b>31/12/24</b><br><b>Sterling</b> | 31/12/23<br>Sterling |
|--|------------------------------------|----------------------|
| Balance at 1 January - book value                        | <b>1,090,282</b>                   | 1,097,765            |
| Surplus/(Deficit) on disposal of investments             | <b>22,659</b>                      | (7,483)              |
| <b>Balance at 31 December - book value</b>               | <b>1,112,941</b>                   | 1,090,282            |
| Excess of Market Value of Investments<br>over Book Value | <b>166,836</b>                     | 147,193              |
| <b>Balance at 31 December - market value</b>             | <b>1,279,777</b>                   | 1,237,475            |

#### Note 7. Income Available for New Grants

|  | <b>31/12/24</b><br><b>Sterling</b> | 31/12/23<br>Sterling |
|--|------------------------------------|----------------------|
| Balance at 31 December - cash on hand                    | <b>24,720</b>                      | 56,163               |
| Balance at 31 December - within investment account       | <b>100,558</b>                     | 40,448               |
| <b>Balance at 31 December - book value</b>               | <b>125,278</b>                     | 96,611               |
| <b>Balance at 31 December - available for new grants</b> | <b>125,278</b>                     | 96,611               |

#### Note 7. Approval of the Financial Statements

The financial statements were signed by the Treasurer on behalf of the Trustees of the Robert & Kezia Stanley Chapman Trust on 15 April 2025

**THE ROBERT & KEZIA STANLEY CHAPMAN TRUST**

**NOTES ON THE FINANCIAL STATEMENTS AS AT 31 DECEMBER 2024**

**Investments**

page 8.1/2

|  | No of shares<br>31/12/23 | Book Value<br>31/12/23 | Mkt Value<br>31/12/23 | Addits Units | Addits Cost | Disp.Units | Disp. C0st | Proceeds    | Profit/Loss<br>cost | No of shares<br>31/12/24 | Book Value<br>31/12/24 | Mkt Value<br>31/12/24 | MV v BV      |
|--|--------------------------|------------------------|-----------------------|--------------|-------------|------------|------------|-------------|---------------------|--------------------------|------------------------|-----------------------|--------------|
| Aviva 8.75% Cum IRR PRF GBP 1                          | 20,000                   | 21,407                 | 26,200                |              |             |            |            |             |                     | 20,000                   | £21,407.00             | <b>£27,000.00</b>     | £5,593.00    |
| Amazon Com Inc   | 0                        | 0                      | 0                     | 70           | £9,781.33   |            |            |             | £0.00               | 70                       | £9,781.33              | <b>£12,274.00</b>     | £2,492.67    |
| American Tower Inc                                     | 0                        | 0                      | 0                     | 65           | £10,277.00  |            |            |             | £0.00               | 65                       | £10,277.00             | <b>£9,526.00</b>      | -£751.00     |
| Artemis Investment Fund                                | 27,500                   | 25,336                 | 25,534                |              |             | 2,337      | £0.00      |             | £0.00               | 25,163                   | £25,336.00             | <b>£25,097.00</b>     | -£239.00     |
| Bank of America  | 420                      | 14,415                 | 11,094                |              |             |            |            |             | £0.00               | 420                      | £14,414.68             | <b>£14,763.00</b>     | £348.32      |
| Bellevue Healthcare Trust                              | 14,000                   | 27,073                 | 22,036                |              |             |            |            |             | £0.00               | 14,000                   | £27,073.46             | <b>£19,852.00</b>     | -£7,221.46   |
| BBGI SICAV S.A. Ord NPV                                | 5,731                    | 8,084                  | 8,115                 |              |             |            |            |             | £0.00               | 5,731                    | £8,084.00              | <b>£7,141.00</b>      | -£943.00     |
| Blackrock Asset Mgmt Ireland                           | 0                        | 0                      | 0                     | 727          | £83,458.00  |            |            |             | £0.00               | 727                      | £83,458.00             | <b>£85,359.00</b>     | £1,901.00    |
| Blackrock Continental                                  | 20,000                   | 29,531                 | 37,006                | 0            | £0.00       |            |            |             | £0.00               | 20,000                   | £29,531.00             | <b>£36,851.00</b>     | £7,320.00    |
| BNY Mellon Global Funds plc US equity Income           | 36,000                   | 44,259                 | 56,347                |              |             |            |            |             | £0.00               | 36,000                   | £44,259.00             | <b>£64,195.00</b>     | £19,936.00   |
| BT Group ord..05p                                      | 8,200                    | 21,749                 | 10,135                |              |             | 8,200      | £21,749.00 | -£8,483.00  | -£13,266.00         | 0                        | £0.00                  | <b>£0.00</b>          | <b>£0.00</b> |
| CIBC 8.03 UK US Income call                            | 20                       | 20,237                 | 20,967                |              |             |            |            |             | £0.00               | 20                       | £20,237.17             | <b>£20,162.00</b>     | -£75.17      |
| Close Bros 25p shares                                  | 2,000                    | 12,282                 | 15,880                |              |             | 2,000      | £12,282.00 | -£9,842.00  | -£2,440.00          | 0                        | £0.00                  | <b>£0.00</b>          | <b>£0.00</b> |
| CRH Ord EURO .32                                       | 1,000                    | 6,762                  | 54,100                |              |             | 400        | £2,705.00  | -£25,731.00 | £23,026.00          | 600                      | £4,056.98              | <b>£44,484.00</b>     | £40,427.02   |
| Edgewood L Select US Select                            | 105                      | 20,005                 | 32,935                |              |             |            |            |             | £0.00               | 105                      | £20,005.49             | <b>£39,706.00</b>     | £19,700.51   |
| First Sentier Investors ICVC Asia PacSust B            | 0                        | 0                      | 0                     | 2,300        | £19,953.00  |            |            |             | £0.00               | 2,300                    | £19,953.00             | <b>£20,670.00</b>     | £717.00      |
| GlaxoSmithKline 25p ordinary                           | 1,520                    | 20,927                 | 22,043                |              |             |            |            |             | £0.00               | 1,520                    | £20,927.00             | <b>£20,467.00</b>     | -£460.00     |
| Haleon plc Split from GSK above)                       | 1,900                    | 4,860                  | 6,111                 |              |             | 1,900      | £4,860.00  | -£6,116.00  | £1,256.00           | 0                        | <b>£0.00</b>           | <b>£0.00</b>          | <b>£0.00</b> |
| Grafton Group  | 3,000                    | 5,003                  | 27,333                |              |             | 3,000      | £5,003.00  | -£28,927.00 | £23,924.00          | 0                        | -£0.20                 | <b>£0.00</b>          | <b>£0.20</b> |
| Greencoat UK Wind plc                                  | 23,500                   | 29,755                 | 35,603                |              |             |            |            |             | £0.00               | 23,500                   | £29,755.00             | <b>£30,010.00</b>     | £255.00      |
| HICL Infrastructure Ord GBP 0.0001                     | 11,000                   | 19,349                 | 15,246                |              |             |            |            |             | £0.00               | 11,000                   | £19,349.00             | <b>£13,068.00</b>     | -£6,281.00   |
| HSBC ord USD 0.50c                                     | 6,000                    | 11,896                 | 38,130                |              |             |            |            |             | £0.00               | 6,000                    | £11,896.00             | <b>£47,118.00</b>     | £35,222.00   |
| Ninety One fund managers ( formerly Investec Fund Mana | 28,500                   | 29,785                 | 26,481                |              |             |            |            |             | £0.00               | 28,500                   | £29,785.00             | <b>£26,238.00</b>     | -£3,547.00   |
| JP Morgan global emerging markets                      | 18,200                   | 25,445                 | 23,023                |              |             |            |            |             | £0.00               | 18,200                   | £25,445.49             | <b>£24,115.00</b>     | -£1,330.49   |
| Jupiter Japan Income U2                                | 0                        | 0                      | 0                     | 17,000       | £19,986.00  |            |            |             | £0.00               | 17,000                   | £19,985.75             | <b>£20,281.00</b>     | £295.25      |
| Land Securities Ord GBP.10                             | 3,808                    | 23,428                 | 26,839                |              |             |            |            |             | £0.00               | 3,808                    | £23,428.00             | <b>£22,239.00</b>     | -£1,189.00   |
| Legal & General GP 25p ordinary                        | 15,000                   | 15,638                 | 37,665                |              |             |            |            |             | £0.00               | 15,000                   | £15,637.50             | <b>£34,470.00</b>     | £18,832.50   |
| Lion Trust Investments Limited                         | 42,700                   | 42,972                 | 35,735                |              |             |            |            |             | £0.00               | 42,700                   | £42,972.00             | <b>£34,367.00</b>     | -£8,605.00   |
| Lloyds TSB 10p ordinary shares                         | 19,443                   | 30,751                 | 9,276                 |              |             |            |            |             | £0.00               | 19,443                   | £30,751.00             | <b>£10,651.00</b>     | -£20,100.00  |
| Lowland Investment Co Ord 25p GBP                      | 16,500                   | 24,738                 | 20,460                |              |             |            |            | £0.00       | £0.00               | 16,500                   | £24,738.00             | <b>£20,295.00</b>     | -£4,443.00   |
| Lyxor Asset Management Luxembourg UCIT                 | 335                      | 36,155                 | 34,564                |              |             | 335        | £36,155.00 | -£35,142.00 | -£1,013.00          | 0                        | £0.00                  | <b>£0.00</b>          | £0.00        |
| Maitland Inst Services Limited                         | 280                      | 30,373                 | 26,869                |              |             |            |            | decqtr      | £0.00               | 280                      | £30,373.00             | <b>£27,682.00</b>     | -£2,691.00   |
| M&G Charifund Units                                    | 4,000                    | 40,754                 | 57,400                |              |             |            |            |             | £0.00               | 4,000                    | £40,753.85             | <b>£58,896.00</b>     | £18,142.15   |
| Microsoft Corp Com                                     | 55                       | 14,136                 | 16,222                |              |             |            |            |             | £0.00               | 55                       | £14,135.65             | <b>£18,529.00</b>     | £4,393.35    |

## THE ROBERT & KEZIA STANLEY CHAPMAN TRUST

### NOTES ON THE FINANCIAL STATEMENTS AS AT 31 DECEMBER 2024

#### Investments

page 8.2/2

|  | No of shares | Book Value       | Mkt Value        | Addits Units | Addits Cost         | Disp.Units | Disp. C0st         | Proceeds            | Profit/Loss       | No of shares | Book Value           | Mkt Value            | MV v BV            |
|--|--------------|------------------|------------------|--------------|---------------------|------------|--------------------|---------------------|-------------------|--------------|----------------------|----------------------|--------------------|
|  | 31/12/23     | 31/12/23         | 31/12/23         |              |                     |            |                    |                     | cost              | 31/12/24     | 31/12/24             | 31/12/24             |                    |
| Murray Int. Trust Ord GBP.25                     | 2,800        | 28,653           | 36,120           |              |                     |            |                    |                     | £0.00             | 2,800        | £28,653.00           | £36,050.00           | £7,397.00          |
| Nextera Energy Inc                               | 205          | 14,165           | 9,767            |              |                     |            |                    |                     | £0.00             | 205          | £14,164.79           | £11,749.00           | £-2,415.79         |
| Ninety One Fund Managers Global Environment      | 15,000       | 27,361           | 23,473           |              |                     |            |                    |                     | £0.00             | 15,000       | £27,361.18           | £23,700.00           | £-3,661.18         |
| Novo Nordisk                                     | 0            | 0                | 0                | 100          | £9,946.00           |            |                    |                     | £0.00             | 100          | £9,945.75            | £6,884.00            | £-3,061.75         |
| Nvidia Corp                                      | 0            | 0                | 0                | 150          | £10,141.00          |            |                    |                     | £0.00             | 150          | £10,140.75           | £16,096.00           | £5,955.25          |
| Ocean Arete Limited                              | 115          | 14,349           | 14,312           |              |                     |            |                    |                     | £0.00             | 115          | £14,349.00           | £17,015.00           | £2,666.00          |
| Prologis Inc                                     | 120          | 14,554           | 12,550           |              |                     |            |                    |                     | £0.00             | 120          | £14,553.96           | £10,140.00           | £-4,413.96         |
| Prudential                                       | 2,500        | 13,238           | 22,180           |              |                     |            |                    |                     | £0.00             | 2,500        | £13,238.13           | £15,925.00           | £2,686.88          |
| Rathbone Unit Trust Ethical Bond                 | 30,000       | 29,399           | 25,827           |              |                     |            |                    |                     | £0.00             | 30,000       | £29,399.00           | £25,809.00           | £-3,590.00         |
| Real Estate Credit Investment                    | 10,000       | 17,056           | 12,950           |              |                     |            |                    |                     | £0.00             | 10,000       | £17,056.00           | £12,300.00           | £-4,756.00         |
| RIT Cap Partners Ord GBP 1                       | 1,400        | 29,614           | 26,348           |              |                     |            |                    |                     | £0.00             | 1,400        | £29,614.00           | £27,804.00           | £-1,810.00         |
| Sanlam Artificial Intelligence                   | 9,500        | 27,773           | 28,927           |              |                     |            |                    |                     | £0.00             | 9,500        | £27,773.16           | £36,561.00           | £8,787.84          |
| Schneider Electric BE                            | 0            | 0                | 0                | 50           | £9,057.00           |            |                    |                     | £0.00             | 50           | £9,056.75            | £9,977.00            | £920.25            |
| Schroder Asia Pacific Fund                       | 5,400        | 25,216           | 26,460           |              |                     |            |                    |                     | £0.00             | 5,400        | £25,215.85           | £28,944.00           | £3,728.15          |
| Schroder Oriental Income Fund                    | 0            | 0                | 0                | 7,850        | £19,895.00          |            |                    |                     | £0.00             | 7,850        | £19,895.00           | £21,430.00           | £1,535.00          |
| Secure Income Reit ( LXI Reit plc)               | 26,062       | 30,197           | 27,313           | -11,728      | £0.00               | 0          | £0.00              | £0.00               | £0.00             | 14,334       | £30,197.00           | £25,816.00           | £-4,381.00         |
| Sequoia Economic Infra Inc Fund                  | 13,500       | 15,335           | 11,529           |              |                     |            |                    |                     | £0.00             | 13,500       | £15,335.00           | £10,638.00           | £-4,697.00         |
| SSGA SPDR EFTS Europe 1 PLC                      | 0            | 0                | 0                | 80           | £32,618.00          | 0          |                    | £0.00               | £0.00             | 80           | £32,618.00           | £37,810.00           | £5,192.00          |
| Stryker Corp                                     | 0            | 0                | 0                | 35           | £9,923.00           |            |                    |                     | £0.00             | 35           | £9,923.00            | £10,074.00           | £151.00            |
| Supermarker Income Reit                          | 28,500       | 29,580           | 24,766           |              |                     |            |                    |                     | £0.00             | 28,500       | £29,580.00           | £19,408.00           | £-10,172.00        |
| Temple Bar Investment Trust                      | 20,000       | 21,224           | 47,600           |              |                     | 10,000     | £10,612.00         | £-23,418.00         | £12,806.00        | 10,000       | £10,612.00           | £27,200.00           | £16,588.00         |
| UK Govt 4.25%Senior Bonds                        | 0            | 0                | 0                | 25,000       | £25,223.00          |            |                    |                     | £0.00             | 25,000       | £25,223.00           | £24,863.00           | £-360.00           |
| UK Govt 4.5% Bonds                               | 0            | 0                | 0                | 25,000       | £25,840.00          |            |                    |                     | £0.00             | 25,000       | £25,840.00           | £25,204.00           | £-636.00           |
| UK Govt 5%Senior Bonds                           | 0            | 0                | 0                | 25,000       | £25,202.00          |            |                    |                     | £0.00             | 25,000       | £25,202.00           | £25,414.00           | £212.00            |
| Unilever   | 1,000        | 5,993            | 38,000           |              |                     |            |                    |                     | £0.00             | 1,000        | £5,992.94            | £45,480.00           | £39,487.06         |
| Veolia Environment ADR                           | 730          | 16,612           | 18,076           |              |                     |            |                    |                     | £0.00             | 730          | £16,612.00           | £16,396.00           | £-216.00           |
| Vodafone Group Ord USD                           | 15,000       | 31,214           | 10,284           |              |                     | 15,000     | £31,214.00         | £-9,580.00          | £-21,634.00       | 0            | £0.00                | £0.00                | £0.00              |
| <b>Total Investments</b>                         |              | <b>1,048,637</b> | <b>1,195,831</b> |              | <b>£311,300.33</b>  |            | <b>£124,580.00</b> | <b>£-147,239.00</b> | <b>£22,659.00</b> |              | <b>£1,235,357.40</b> | <b>£1,404,193.00</b> | <b>£168,835.60</b> |
| Cash on deposit with Evelyn Partners             | 0            | 80952            | 80,952           | 69           | £-227,842.00        | 0          | £0.00              | £147,239.00         | £-140.00          | 0            | £278.00              | £278.00              |                    |
| Cash on deposit with Evelyn Partners             | 0            | 1140             | 1,140            | 53,300       | £0.00               | -45,066    | £-1,240.00         | £0.00               | £-6,710.00        | 0            | £1,424.00            | £1,424.00            |                    |
| Cash paid from current a/c - Blackrock Asset Mgt | 0            | 0                | 0                | 0            | £-59,898.00         | 0          | £0.00              | £0.00               | £0.00             | 0            | £-59,898.00          | £-59,898.00          |                    |
| Temporary Settlement - Blackrock Asset Mgt       | 0            | 0                | 0                | int/divds    | £-23,560.00         | tfr/a net  | audit              | £0.00               | fees              | 0            | £-23,560.00          | £-23,560.00          |                    |
| <b>Total Cash investments</b>                    |              | <b>82,092</b>    | <b>82,092</b>    |              | <b>£-311,300.00</b> |            | <b>£-1,240.00</b>  | <b>£147,239.00</b>  |                   |              | <b>£-81,756.00</b>   | <b>£-81,756.00</b>   |                    |
| <b>Total Investments and Cash</b>                |              | <b>1,130,729</b> | <b>1,277,923</b> |              | <b>£0.33</b>        |            | <b>£123,340.00</b> | <b>£0.00</b>        |                   |              | <b>£1,153,601.40</b> | <b>£1,322,437.00</b> |                    |

**Robert and Kezia Stanley Chapman Trust**

Northern Ireland - Charity number 102404

---

# Accounts

---

**ROBERT and KEZIA STANLEY**

**CHAPMAN TRUST**

**Report and  
Financial Statements**

**For the year ended  
31 December 2023**

## **ROBERT and KEZIA STANLEY CHAPMAN TRUST**

The Trustees present their report and financial statements for the year ended 31 December 2023.

### **PRINCIPAL ACTIVITY**

The Robert & Kezia Stanley Chapman Trust results from a bequest by Mabel Stanley Chapman who died in 1994. Under the terms of the will, the Trust is administered by the Yearly Meeting of Friends and the income to be used for charitable purposes including relief and mission work at home or abroad. It is also a condition of the will that the capital be invested and only the income used.

### **TRUSTEES**

The financial affairs are the responsibility of the Trustees who are appointed by Ireland Yearly Meeting. The Trustees as at year end, during the year, or appointed prior to the approval of the financial statements were :

|                                |                                |
|--------------------------------|--------------------------------|
| Michael J.S. Andress           | appointed until September 2023 |
| Richard Bloomfield (Treasurer) | appointed until September 2026 |
| Nigel R.Hampton (Clerk)        | Ulster Friends' Trustees       |
| Susanne Hayes                  | appointed until January 2026   |
| Kate Jarvey                    | appointed until January 2027   |
| Fiona Brown - Johnson          | appointed until September 2024 |
| Charles B. Lamb                | appointed until September 2024 |
| Ann Loney                      | appointed until March 2024     |
| Susanna Murdoch                | appointed until January 2026   |
| Janet Pritchard                | appointed until January 2027   |
| Paul Sinton                    | appointed until March 2024     |
| Susan Webb                     | appointed until September 2023 |

|            |  |
|------------|--|
| Accountant | Crawford Tipping, F.C.A.,<br>"Birchwood"<br>Clonganny<br>Ballygarrett<br>Gorey<br>Co. Wexford. |
|------------|--|

|         |  |
|---------|--|
| Bankers | Evelyn Partners (formerly Smith & Williamson)<br>25 Moorgate<br>London<br>EC2R 6AY |
|---------|--|

|                     |  |
|---------------------|--|
| Investment Advisors | Evelyn Partners (formerly Smith & Williamson)<br>25 Moorgate<br>London<br>EC2R 6AY |
|---------------------|--|

|         |  |
|---------|--|
| Offices | Quaker House<br>Stocking Lane<br>Rathfarnham<br>Dublin 16. |
|---------|--|

|                              |            |
|------------------------------|------------|
| NI Charity Commission Number | NIC 102404 |
|------------------------------|------------|

### INDEPENDENT EXAMINER'S REPORT TO THE TRUSTEES OF THE ROBERT & KEZIA STANLEY CHAPMAN TRUST

I report on the accounts of the Trust for the year ended 31 December 2023 which are set out on pages 3 to 8.

#### RESPECTIVE RESPONSIBILITIES OF TRUSTEES AND EXAMINER

The charity's trustees are responsible for the preparation of the accounts in accordance with the Charities Act, (Northern Ireland) 2008

The charity's trustees consider that an audit is not required under section 65 (2) of the Charities Act (Northern Ireland) 2008 (the Charities Act) Regulation 10 (1) (d) of The Charities Accounts (Scotland) Regulations 2006 (the 2006 Accounts Regulations) and that an independent examination is needed.

It is my responsibility to:

- examine the accounts under section 65 of the Charities Act
- to follow the procedures laid down in the general Directions given by the Commission under section 65 (9) (b) of the charities Act
- to state whether particular matters have come to my attention.

#### BASIS OF INDEPENDENT EXAMINER'S REPORT

I have examined the charity accounts as required under section 65 of the Charities Act and my examination was carried out in accordance with the general Directions given by the Charity Commission for Northern Ireland under section 65 (9) (b) of the Charities Act.

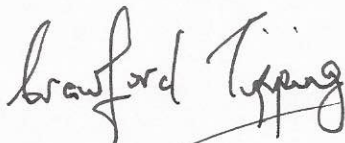
My examination included a review of the accounting records kept by the charity and a comparison of the accounts presented with those records. It also includes consideration of any unusual items or disclosures in the accounts, and seeking explanations from you as trustees concerning any such matters. The procedures undertaken do not provide all the evidence that would be required in an audit and consequently no opinion is given as to whether the accounts present "a true and fair view" and the report is limited to those matters set out in the next statement.

My role is to state whether any material matters have come to my attention giving me cause to believe:

1. that accounting records are not kept in accordance with section 63 of the Charities Act
2. that the accounts are not in accord with those accounting records
3. that the accounts do not comply with the accounting requirements of the Charities Act
4. that there is further information needed for a proper understanding of the accounts to be reached

#### INDEPENDENT EXAMINER'S STATEMENT

I have completed my examination and have no concerns in respect of the matters (1) to (4) listed above and, in connection with following the directions of the Charities Regulatory Authority, I have found no matters that require drawing to your attention.



CRAWFORD TIPPING, F.C.A.  
CHARTERED ACCOUNTANT  
CO. WEXFORD

11 April 2024


## THE ROBERT & KEZIA STANLEY CHAPMAN TRUST

### Receipts and Payments Account for the year ended 31 December 2023

|   | Note | Actual<br>31/12/23<br>Sterling | Actual<br>31/12/22<br>Sterling |
|---|------|--------------------------------|--------------------------------|
| <b><u>Receipts</u></b>                              |      |                                |                                |
| Dividends and Interest (net of tax - irrecoverable) |      | 53,287                         | 47,214                         |
| Grant Returned                                      | 2    | 26,000                         | 0                              |
| <b>Total Income</b>                                 |      | <b>79,287</b>                  | <b>47,214</b>                  |
| <b><u>Payments</u></b>                              |      |                                |                                |
| Grants paid   | 3    | (50,208)                       | (38,900)                       |
| Bank, Audit & Investment Management Fees            |      | (8,022)                        | (7,931)                        |
| <b>Total Costs</b>                                  |      | <b>(58,230)</b>                | <b>(46,831)</b>                |
| <b>Surplus of Receipts over payments</b>            |      | <b>21,057</b>                  | <b>383</b>                     |
| Deposit Accounts at 1 January                       |      | 35,040                         | 34,975                         |
| Surplus of Receipts over payments                   |      | 21,057                         | 383                            |
| Capital Deposit Account Adjustment                  |      | 66                             | (318)                          |
| <b>Deposit Accounts at 31 December</b>              |      | <b>56,163</b>                  | <b>35,040</b>                  |

I approve these financial statements, which I have prepared, and confirm that I am responsible for them, including selecting the accounting policies and making judgements underlying them.

I confirm also that I have made available all relevant accounting records and information necessary for their review.



RICHARD BLOOMFIELD  
TREASURER  
ON BEHALF OF THE ROBERT & KEZIA STANLEY CHAPMAN TRUST

28 March 2024


**THE ROBERT & KEZIA STANLEY CHAPMAN TRUST**

**BALANCE SHEET AS AT 31st DECEMBER 2023**

|  | Note | 31/12/23<br>Sterling | 31/12/22<br>Sterling |
|--|------|----------------------|----------------------|
| <b><u>INVESTMENTS ( at book value)</u></b> | 3    | 1,130,730            | 1,138,279            |
| <b><u>BANK AND CASH</u></b>                | 4    | 56,163               | 35,040               |
| <b><u>TOTAL ASSETS</u></b>                 |      | <u>1,186,893</u>     | <u>1,173,319</u>     |
| <b><u>FUNDS AND PROVISIONS</u></b>         |      |                      |                      |
| Trust Fund at book value                   | 5    | 1,090,282            | 1,097,765            |
| Income available for new grants            | 6    | 96,611               | 75,554               |
|  |      | <u>1,186,893</u>     | <u>1,173,319</u>     |

I approve these financial statements, which I have prepared, and confirm that I am responsible for them, including selecting the accounting policies and making judgements underlying them.

I confirm also that I have made available all relevant accounting records and information necessary for their review.



**RICHARD BLOOMFIELD  
TREASURER  
ON BEHALF OF THE ROBERT & KEZIA STANLEY CHAPMAN TRUST**

28 March 2024

## THE ROBERT & KEZIA STANLEY CHAPMAN TRUST

### NOTES ON THE FINANCIAL STATEMENTS AS AT 31 DECEMBER 2023

#### Note 1

The Robert and Kezia Stanley Chapman Trust results from a bequest by Mabel Stanley Chapman who died in 1994. Under the terms of the will, the Trust is administered by the Yearly Meeting of Friends and the income to be used for charitable purposes including relief and mission work at home or abroad. It is also a condition of the will that the capital be invested and only the income used.

The charity is registered with the Northern Ireland Charity Commission. The charity number is NIC102404 and the date of registration was 1 October 2015.

The financial statements are denoted in sterling

#### Note 2. Grants Returned

A grant of GBP 26,000 was paid to Bloomfield Health Services in 2018 towards certain outreach and support services in Ireland. These funds have not yet been spent on the proposed outreach project and the Trustees are in touch with Bloomfield Health Services to understand the likelihood of the original project proceeding. Following discussions, the grant was returned during the year.

#### Note 3. Grants Paid

|  | 31/12/23<br>Sterling | 31/12/22<br>Sterling |
|--|----------------------|----------------------|
| Crumlin Lower Advancing Youth                  | 7,900                | 0                    |
| Newtown School - Pastoral Care                 | 1,500                | 0                    |
| Religious Society of Friends (IYM)             | 3,800                | 0                    |
| Oana Marian                                    | 2,000                | 0                    |
| QCEA   | 15,000               | 0                    |
| RSoF Frederick Street Meeting                  | 20,000               | 0                    |
| IncredABLE Enterprises                         | 0                    | 10,000               |
| Thee Quaker Project                            | 0                    | 8,900                |
| Friends United Meeting re. Lindi School, Kenya | 0                    | 20,000               |
|  | <b>50,208</b>        | <b>38,900</b>        |

## THE ROBERT & KEZIA STANLEY CHAPMAN TRUST

### NOTES ON THE FINANCIAL STATEMENTS AS AT 31 DECEMBER 2023

#### Note 3. Investments (see details on page 8)

|   | Investments      | Cash<br>Capital<br>Deposit | Total            |
|---|------------------|----------------------------|------------------|
|   | Sterling         | Sterling                   | Sterling         |
| Balance at 1 January 2023- book value             | 1,085,356        | 52,923                     | 1,138,279        |
| Cost of additions                                 | 144,200          | (144,200)                  | 0                |
| Costs of disposals                                | (180,918)        | 0                          | (180,918)        |
| Proceeds  | 0                | 173,435                    | 173,435          |
| Transfer from current account                     | 0                | 122                        | 122              |
| Operating receipts received in capital account    | 0                | (188)                      | (188)            |
| Net (Outflow)/Inflow                              | (36,718)         | 29,169                     | (7,549)          |
| <b>Balance at 31 December 2023 - book value</b>   | <b>1,048,638</b> | <b>82,092</b>              | <b>1,130,730</b> |
| <b>Balance at 31 December 2023 - market value</b> | <b>1,195,831</b> | <b>82,092</b>              | <b>1,277,923</b> |
| Balance at 31 December 2022- book value           | 1,065,356        | 52,923                     | 1,136,279        |
| Balance at 31 December 2022- market value         | 1,191,115        | 52,923                     | 1,244,038        |

#### Note 4. Bank and Cash

|   | 31/12/23<br>Sterling | 31/12/22<br>Sterling |
|---|----------------------|----------------------|
| Evelyn Partners (formerly Smith & Williamson) | 56,163               | 35,040               |
|   | <b>56,163</b>        | <b>35,040</b>        |

## THE ROBERT & KEZIA STANLEY CHAPMAN TRUST

### NOTES ON THE FINANCIAL STATEMENTS AS AT 31 DECEMBER 2023

#### Note 5. Trust Fund

|  | 31/12/23<br>Sterling | 31/12/22<br>Sterling |
|--|----------------------|----------------------|
| Balance at 1 January - book value                        | 1,097,765            | 1,088,799            |
| Surplus/(Deficit) on disposal of investments             | (7,483)              | 8,966                |
| <b>Balance at 31 December - book value</b>               | <b>1,090,282</b>     | <b>1,097,765</b>     |
| Excess of Market Value of Investments<br>over Book Value | 147,193              | 105,759              |
| <b>Balance at 31 December - market value</b>             | <b>1,237,475</b>     | <b>1,203,524</b>     |

#### Note 6. Income Available for New Grants

|  | 31/12/23<br>Sterling | 31/12/22<br>Sterling |
|--|----------------------|----------------------|
| Balance at 31 December - cash on hand                    | 56,163               | 35,040               |
| Balance at 31 December - within investment account       | 40,448               | 40,514               |
| <b>Balance at 31 December - book value</b>               | <b>96,611</b>        | <b>75,554</b>        |
| <b>Balance at 31 December - available for new grants</b> | <b>96,611</b>        | <b>75,554</b>        |

#### Note 7. Approval of the Financial Statements

The financial statements were signed by the Treasurer on behalf of the Trustees of the Robert & Kezia Stanley Chapman Trust on 28/3/24

**THE ROBERT & KEZIA STANLEY CHAPMAN TRUST**  
**NOTES ON THE FINANCIAL STATEMENTS AS AT 31 DECEMBER 2023**

**Investments:**

page 8.1/2

|  | No of shares<br>31/12/22 | Book Value<br>31/12/22<br>STG | Market Value<br>31/12/22<br>STG | Additions<br>Units | Additions<br>Cost<br>STG | Disposals<br>Units | Cost of<br>Disposals<br>STG | Proceeds<br>STG | Profit<br>(Loss)<br>cost<br>STG | No of shares<br>31/12/23 | Book Value<br>31/12/23<br>STG | Market Value<br>31/12/23<br>STG | MV v BV  |
|--|--------------------------|-------------------------------|---------------------------------|--------------------|--------------------------|--------------------|-----------------------------|-----------------|---------------------------------|--------------------------|-------------------------------|---------------------------------|----------|
| Aviva 8.75% Cum IRR PRF GBP 1                        | 20,000                   | 21,407                        | 25,300                          | 2                  | 25,300                   |                    |                             |                 |                                 | 20,000                   | 21,407                        | 26,200                          | 4,793    |
| Artemis Investment Fund                              | 0                        | 0                             | 0                               | 27,500             | 25,336                   |                    |                             |                 |                                 | 27,500                   | 25,336                        | 25,534                          | 198      |
| Bank of America                                      | 420                      | 14,415                        | 11,525                          |                    |                          |                    |                             |                 |                                 | 420                      | 14,415                        | 11,094                          | (3,321)  |
| Barclays 10.4% FTSE S&P Autocall                     | 18,000                   | 18,352                        | 18,508                          |                    |                          | 18,000             | 18,352                      | -18,000         | -352                            | 0                        | 0                             | 0                               | 0        |
| BB Healthcare Trust                                  | 14,000                   | 27,073                        | 21,448                          |                    |                          |                    |                             |                 |                                 | 14,000                   | 27,073                        | 22,036                          | (5,037)  |
| BBGI SICAV S.A. Ord NPV                              | 5,731                    | 8,084                         | 8,975                           |                    |                          |                    |                             |                 |                                 | 5,731                    | 8,084                         | 8,115                           | 31       |
| Blackrock Fund managers Ltd                          | 20,000                   | 29,531                        | 34,448                          |                    |                          |                    |                             |                 |                                 | 20,000                   | 29,531                        | 37,006                          | 7,475    |
| BNY Mellon Global Funds plc US equity income         | 36,000                   | 44,259                        | 55,588                          |                    |                          |                    |                             |                 |                                 | 36,000                   | 44,259                        | 56,347                          | 12,088   |
| BTBL UK Govt Treasury Bill 20/11/23                  | 0                        | 0                             | 0                               | 50,000             | 48,843                   | 50,000             | 48,843                      | -50,000         | 1,157                           | 0                        | 0                             | 0                               | 0        |
| BTBL UK Govt Treasury Bill 27/12/23                  | 0                        | 0                             | 0                               | 50,000             | 49,784                   | 50,000             | 49,784                      | -50,000         | 216                             | 0                        | 0                             | 0                               | 0        |
| BT Group ord.. 35p                                   | 8,200                    | 21,749                        | 9,188                           | 20                 | 20,237                   |                    |                             |                 | 0                               | 8,200                    | 21,749                        | 10,135                          | (11,614) |
| CIIC 8.03 UK JS Income call                          | 0                        | 0                             | 0                               |                    |                          |                    |                             |                 |                                 | 0                        | 0                             | 0                               | 0        |
| Close Bros 25p shares                                | 2,000                    | 12,282                        | 20,940                          |                    |                          |                    |                             |                 |                                 | 2,000                    | 12,282                        | 15,880                          | 3,598    |
| CRH Ord EUR 0.32                                     | 1,000                    | 6,762                         | 32,990                          |                    |                          |                    |                             |                 |                                 | 1,000                    | 6,762                         | 54,100                          | 47,338   |
| Edgewood L Select US Select                          | 105                      | 20,005                        | 24,824                          |                    |                          |                    |                             |                 |                                 | 105                      | 20,005                        | 32,935                          | 12,930   |
| GlaxoSmithKline 25p ordinary                         | 1,520                    | 20,927                        | 21,852                          |                    |                          |                    |                             |                 |                                 | 1,520                    | 20,927                        | 22,043                          | 1,116    |
| Haleon plc Split from GSK above)                     | 1,900                    | 4,860                         | 6,220                           |                    |                          |                    |                             |                 |                                 | 1,900                    | 4,860                         | 6,111                           | 1,251    |
| Grafton Group  | 3,000                    | 5,003                         | 23,658                          |                    |                          |                    |                             |                 |                                 | 3,000                    | 5,003                         | 27,333                          | 22,330   |
| Greencoat UK Wind plc                                | 23,500                   | 29,755                        | 35,720                          |                    |                          |                    |                             |                 |                                 | 23,500                   | 29,755                        | 35,603                          | 5,848    |
| Henderson Far East Income Ord Shs NPV                | 7,000                    | 19,394                        | 19,128                          |                    |                          | 7,000              | 19,394                      | -13,994         | -5,398                          | 0                        | 0                             | 0                               | 0        |
| HICL Infrastructure Ord GBP 0.0001                   | 11,000                   | 19,349                        | 18,084                          |                    |                          |                    |                             |                 |                                 | 11,000                   | 19,349                        | 15,246                          | (4,103)  |
| HSEC ord USD 0.50c                                   | 6,000                    | 11,896                        | 30,942                          |                    |                          |                    |                             |                 |                                 | 6,000                    | 11,896                        | 38,130                          | 26,234   |
| Ninety One fund managers (formerly Investec Fund Mar | 28,500                   | 29,785                        | 26,108                          |                    |                          |                    |                             |                 |                                 | 28,500                   | 29,785                        | 26,481                          | (3,304)  |
| JP Morgan global emerging markets                    | 18,200                   | 25,445                        | 23,341                          |                    |                          |                    |                             |                 |                                 | 18,200                   | 25,445                        | 23,023                          | (2,422)  |
| Land Securities Ord GBP 10                           | 3,808                    | 23,428                        | 23,863                          |                    |                          |                    |                             |                 |                                 | 3,808                    | 23,428                        | 26,839                          | 3,411    |
| Legal & General GP 25p ordinary                      | 15,000                   | 15,638                        | 37,425                          |                    |                          |                    |                             |                 |                                 | 15,000                   | 15,638                        | 37,665                          | 22,028   |
| Lion Trust Investments Limited                       | 42,700                   | 42,972                        | 33,675                          |                    |                          |                    |                             |                 |                                 | 42,700                   | 42,972                        | 35,795                          | (7,237)  |
| Lloyds TSB 10p ordinary shares                       | 19,443                   | 30,751                        | 8,829                           |                    |                          |                    |                             |                 |                                 | 19,443                   | 30,751                        | 9,276                           | (21,475) |
| Lowland Investment Co Ord 25p GBP                    | 16,500                   | 24,738                        | 19,759                          |                    |                          |                    |                             |                 |                                 | 16,500                   | 24,738                        | 20,460                          | (4,278)  |
| Lyxor Asset Management Luxembourg UCIT               | 335                      | 36,155                        | 33,950                          |                    |                          |                    |                             |                 |                                 | 335                      | 36,155                        | 34,564                          | (1,591)  |



**Robert and Kezia Stanley Chapman Trust**

Northern Ireland - Charity number 102404

---

# Annual report

---

# The Robert & Kezia Stanley Chapman Trust

Annual Report & Accounts for year ended 31<sup>st</sup>  
December 2023

## The Robert & Kezia Stanley Chapman Trust

Trustees who served during the reporting period (1<sup>st</sup> January to 31<sup>st</sup> December 2023)

|                       |                          | Retires:  |
|-----------------------|--------------------------|-----------|
| Michael J. S. Andress | South Belfast            | Sept 2023 |
| Richard Bloomfield    | Cork                     | Sept 2023 |
| Susan Webb            | Churchtown               | Sept 2023 |
| E. Ann Loney          | Richhill                 | Mar 2024  |
| W. Paul Sinton        | Richhill                 | Mar 2024  |
| Fiona Brown Johnson   | Waterford                | Sept 2024 |
| Charles B. Lamb       | Roscrea                  | Sept 2024 |
| Susanne G. Hayes      | Monkstown                | Jan 2026  |
| Susanna Murdoch       | Monkstown                | Jan 2026  |
| Nigel R. Hampton      | Ulster Friends' Trustees |           |

### Registered Address

Quaker House, Stocking Lane, Rathfarnham, Dublin 16

### Charity number

NIC 102404

### Accountants

Crawford Tipping, F.C.A., "Birchwood, Clonganny, Ballygarrett, Gorey, Co. Wexford

### Bankers

Evelyn Partners Investment Services Ltd, 45 Gresham Street, London, EC2V 7BG

### Investment Advisors

Evelyn Partners Investment Services Ltd, 25 Moorgate, London, EC2R 6AY

## Trustees' Report for year ended 31<sup>st</sup> December 2023

### Introduction

This report has been prepared in accordance with the requirements of the Charities (Accounts and Reports) Regulations (Northern Ireland) 2015 and in line with the guidance produced by the Charity Commission for Northern Ireland.

### Purposes of the charity

Mabel Stanley Chapman was a member of the Religious Society of Friends (Quakers). She was educated at Friends School Lisburn and was a member of Portadown and Moyallon Meetings.

The Trust is the result of a bequest by Mabel Stanley Chapman who died in 1994. By her will Mabel Stanley Chapman (1895-1994) bequeathed one third of the residue of her estate to the Religious Society of Friends in Ireland and asked that the fund created should be called "The Robert and Kezia Stanley Chapman Trust" in memory of her parents, the income to be used for charitable purposes. Under the terms of her will the income is to be used for charitable purposes including relief work at home and abroad – therefore a wide variety of activities and project can be helped. Typically grants from the Trust encourage Irish Friends to undertake new projects and activities while support for existing work of the Society is also considered.

### Our activities during 2023

During the pandemic there was a reduction in the activities of many of the organisations supported by the charity and hence a reduction in the number of applications for grants. Activity has now picked up again. Six grants were paid in 2023 as opposed to three in 2022. The grants approved and paid in 2023 ranged from £1,500 to £20,000.

The trustees met twice during the year to consider applications for financial support. Each application is supported by a completed draft application form with various sections - e.g. the nature of the project and what it is hoped will be achieved, names of Friends involved, whether there is any co-sponsorship, whether the local community will be involved, the timescale, whether there will be any contribution from those the project is aiming to help etc. The merits of each application are discussed in detail and decisions made as to whether to grant any or some or all of the amount requested and whether there will be any conditions attaching to the grant.

During 2023 grants totalling £50,208 were paid out. Grants included sums paid towards a variety of projects including:

Frederick Street Meeting, Belfast – refurbishment of Meeting House

Quaker Council for European Affairs

Crumlin Lower Advancing Youth Project

## The Robert & Kezia Stanley Chapman Trust

Annual Report & Accounts for year ended 31<sup>st</sup> December 2023

### Public Benefit

The trustees of The Robert & Kezia Stanley Chapman Trust are pleased to confirm that they have complied with their duty to have regard to the public benefit requirement statutory guidance of the Charity Commission for Northern Ireland.


The Trust was established under the will of Mabel Stanley Chapman 'to be used for charitable purposes including relief and mission work at home and abroad' and 'to be administered by the Yearly Meeting of the Religious Society of Friends in Ireland'. The committee set up by the Religious Society of Friends in Ireland to administer the funds distributes the income from the assets in accordance with the wishes of Mabel Stanley Chapman. In practise, this means that the funds are used for the following purposes – 1. Relief work overseas, in particular, encouraging education, and the development of a better life for those who are deprived. We would expect that our grants would lead to the recipients being better fitted – through facilities such as running water and education – for a more fulfilling life. 2. Peace work in Ireland and overseas, in particular, encouraging those seeking to prevent or end conflicts. We would expect that our grants would lead to the recipients being enabled to carry out mediation, training in peace work and conflict interventions so that the prospects for peace in their areas are increased. 3. Education, both religious and other, particularly for those whose means are limited. We would expect that our grants would lead to the recipients being better fitted to help themselves and others lead more fulfilling spiritual and practical lives. 4. General charitable purposes in Ireland. particularly the charitable work of the Religious Society of Friends. We would expect that our grants would lead to the recipients being better able to carry out their work for the benefit of the community in which they operate. The committee is influenced in its grant making by – a. Involvement of members of the Religious Society of Friends in the work being proposed. b. Evidence that the work carried out will benefit society in general and will, on balance, not be harmful to society. In all cases, we expect to receive a report of the work carried out and the outcomes of the work. We would not expect that any of the grants we make would cause any harm, or potential harm to any individuals or communities. We do not make any grants for the private benefit of individuals. All grants have a public purpose. The committee reports annually to the Yearly Meeting of the Religious Society of Friends.

### Financial Review

At the end of 2023, the Trust held investments with a book value of £1,130,730 (market value £1,277,923) and held cash balances totalling £56,163. There is no debt on the balance sheet. Income earned during the year was £53,287 comprising primarily of dividend income.

### Declaration

This report was approved at the Annual General Meeting on the 28<sup>th</sup> April 2024 and is signed on behalf of trustees.



Nigel R. Hampton  
Clerk of Trustees

**Robert and Kezia Stanley Chapman Trust**

Northern Ireland - Charity number 102404

---

# Annual return

---

### INDEPENDENT EXAMINER'S REPORT TO THE TRUSTEES OF THE ROBERT & KEZIA STANLEY CHAPMAN TRUST

I report on the accounts of the Trust for the year ended 31 December 2023 which are set out on pages 3 to 8.

#### RESPECTIVE RESPONSIBILITIES OF TRUSTEES AND EXAMINER

The charity's trustees are responsible for the preparation of the accounts in accordance with the Charities Act, (Northern Ireland) 2008

The charity's trustees consider that an audit is not required under section 65 (2) of the Charities Act (Northern Ireland) 2008 (the Charities Act) Regulation 10 (1) (d) of The Charities Accounts (Scotland) Regulations 2006 (the 2006 Accounts Regulations) and that an independent examination is needed.

It is my responsibility to:

- examine the accounts under section 65 of the Charities Act
- to follow the procedures laid down in the general Directions given by the Commission under section 65 (9) (b) of the charities Act
- to state whether particular matters have come to my attention.

#### BASIS OF INDEPENDENT EXAMINER'S REPORT

I have examined the charity accounts as required under section 65 of the Charities Act and my examination was carried out in accordance with the general Directions given by the Charity Commission for Northern Ireland under section 65 (9) (b) of the Charities Act.

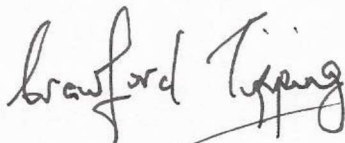
My examination included a review of the accounting records kept by the charity and a comparison of the accounts presented with those records. It also includes consideration of any unusual items or disclosures in the accounts, and seeking explanations from you as trustees concerning any such matters. The procedures undertaken do not provide all the evidence that would be required in an audit and consequently no opinion is given as to whether the accounts present "a true and fair view" and the report is limited to those matters set out in the next statement.

My role is to state whether any material matters have come to my attention giving me cause to believe:

1. that accounting records are not kept in accordance with section 63 of the Charities Act
2. that the accounts are not in accord with those accounting records
3. that the accounts do not comply with the accounting requirements of the Charities Act
4. that there is further information needed for a proper understanding of the accounts to be reached

#### INDEPENDENT EXAMINER'S STATEMENT

I have completed my examination and have no concerns in respect of the matters (1) to (4) listed above and, in connection with following the directions of the Charities Regulatory Authority, I have found no matters that require drawing to your attention.



CRAWFORD TIPPING, F.C.A.  
CHARTERED ACCOUNTANT  
CO. WEXFORD

11 April 2024

**Robert and Kezia Stanley Chapman Trust**

Northern Ireland - Charity number 102404

---

# Accounts

---

**ROBERT and KEZIA STANLEY**

**CHAPMAN TRUST**

**Report and  
Financial Statements**

**For the year ended  
31 December 2022**

## **ROBERT and KEZIA STANLEY CHAPMAN TRUST**

The Trustees present their report and financial statements for the year ended 31 December 2022.

### **PRINCIPAL ACTIVITY**

The Robert & Kezia Stanley Chapman Trust results from a bequest by Mabel Stanley Chapman who died in 1994. Under the terms of the will, the Trust is administered by the Yearly Meeting of Friends and the income to be used for charitable purposes including relief and mission work at home or abroad. It is also a condition of the will that the capital be invested and only the income used.

### **TRUSTEES**

The financial affairs are the responsibility of the Trustees who are appointed by Ireland Yearly Meeting. The Trustees as at year end, during the year, or appointed prior to the approval of the financial statements were :

|                         |                                |
|-------------------------|--------------------------------|
| Michael J.S. Andress    | appointed until September 2023 |
| Richard Bloomfield      | appointed until September 2023 |
| Wendy R. Goodbody       | appointed until September 2022 |
| Nigel R.Hampton (Clerk) | Ulster Friends' Trustees       |
| Susanne Hayes           | appointed until January 2026   |
| Fiona Brown - Johnson   | appointed until September 2024 |
| Charles B. Lamb         | appointed until September 2024 |
| Ann Loney               | appointed until March 2024     |
| Susanna Murdoch         | appointed until January 2026   |
| Paul Sinton             | appointed until March 2024     |
| Susan Webb (Treasurer)  | appointed until September 2023 |

|            |  |
|------------|--|
| Accountant | Crawford Tipping, F.C.A.,<br>"Birchwood"<br>Clonganny<br>Ballygarrett<br>Gorey<br>Co. Wexford. |
|------------|--|

|         |  |
|---------|--|
| Bankers | Evelyn Partners (formerly Smith & Williamson)<br>25 Moorgate<br>London<br>EC2R 6AY |
|---------|--|

|                     |  |
|---------------------|--|
| Investment Advisors | Evelyn Partners (formerly Smith & Williamson)<br>25 Moorgate<br>London<br>EC2R 6AY |
|---------------------|--|

|         |  |
|---------|--|
| Offices | Quaker House<br>Stocking Lane<br>Rathfarnham<br>Dublin 16. |
|---------|--|

|                              |            |
|------------------------------|------------|
| NI Charity Commission Number | NIC 102404 |
|------------------------------|------------|

**INDEPENDENT EXAMINER'S REPORT  
TO THE TRUSTEES OF  
THE ROBERT & KEZIA STANLEY CHAPMAN TRUST**

I report on the accounts of the Trust for the year ended 31 December 2022 which are set out on pages 3 to 8.

**RESPECTIVE RESPONSIBILITIES OF TRUSTEES AND EXAMINER**

The charity's trustees are responsible for the preparation of the accounts in accordance with the Charities Act, (Northern Ireland) 2008

The charity's trustees consider that an audit is not required under section 65 (2) of the Charities Act (Northern Ireland) 2008 (the Charities Act) Regulation 10 (1) (d) of The Charities Accounts (Scotland) Regulations 2006 (the 2006 Accounts Regulations) and that an independent examination is needed.

It is my responsibility to:

- examine the accounts under section 65 of the Charities Act
- to follow the procedures laid down in the general Directions given by the Commission under section 65 (9) (b) of the charities Act
- to state whether particular matters have come to my attention.

**BASIS OF INDEPENDENT EXAMINER'S REPORT**

I have examined the charity accounts as required under section 65 of the Charities Act and my examination was carried out in accordance with the general Directions given by the Charity Commission for Northern Ireland under section 65 (9) (b) of the Charities Act.

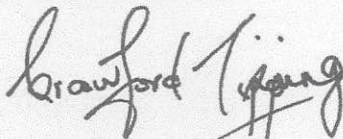
My examination included a review of the accounting records kept by the charity and a comparison of the accounts presented with those records. It also includes consideration of any unusual items or disclosures in the accounts, and seeking explanations from you as trustees concerning any such matters. The procedures undertaken do not provide all the evidence that would be required in an audit and consequently no opinion is given as to whether the accounts present "a true and fair view" and the report is limited to those matters set out in the next statement.

My role is to state whether any material matters have come to my attention giving me cause to believe:

1. that accounting records are not kept in accordance with section 63 of the Charities Act
2. that the accounts are not in accord with those accounting records
3. that the accounts do not comply with the accounting requirements of the Charities Act
4. that there is further information needed for a proper understanding of the accounts to be reached

**INDEPENDENT EXAMINER'S STATEMENT**

I have completed my examination and have no concerns in respect of the matters (1) to (4) listed above and, in connection with following the directions of the Charities Regulatory Authority, I have found no matters that require drawing to your attention.



CRAWFORD TIPPING, F.C.A.  
CHARTERED ACCOUNTANT  
CO. WEXFORD

31 March 2023

## THE ROBERT & KEZIA STANLEY CHAPMAN TRUST

### Receipts and Payments Account for the year ended 31 December 2022

|  | Note | Actual<br>31/12/22<br>Sterling | Actual<br>31/12/21<br>Sterling |
|--|------|--------------------------------|--------------------------------|
| <b><u>Receipts</u></b>                             |      |                                |                                |
| Dividends (net of tax - irrecoverable)             |      | 47,214                         | 57,139                         |
| <b>Total Income</b>                                |      | <u>47,214</u>                  | <u>57,139</u>                  |
| <b><u>Payments</u></b>                             |      |                                |                                |
| Grants paid  | 2    | (38,900)                       | (62,475)                       |
| Bank, Audit & Investment Management Fees           |      | (7,931)                        | (6,863)                        |
| <b>Total Costs</b>                                 |      | <u>(46,831)</u>                | <u>(69,338)</u>                |
| <b>Surplus/(Deficit) of Receipts over payments</b> |      | <u>383</u>                     | <u>(12,199)</u>                |
| Deposit Accounts at 1 January                      |      | 36,303                         | 53,784                         |
| <b>Surplus/(Deficit) of Receipts over payments</b> |      | 383                            | (12,199)                       |
| Capital Deposit Account Adjustment                 |      | (318)                          | (5,282)                        |
| <b>Deposit Accounts at 31 December</b>             |      | <u>36,368</u>                  | <u>36,303</u>                  |

I approve these financial statements, which I have prepared, and confirm that I am responsible for them, including selecting the accounting policies and making judgements underlying them.

I confirm also that I have made available all relevant accounting records and information necessary for their review.

*Susan Webb*

SUSAN WEBB  
TREASURER  
ON BEHALF OF THE ROBERT & KEZIA STANLEY CHAPMAN TRUST

31 March 2023

## THE ROBERT & KEZIA STANLEY CHAPMAN TRUST

### BALANCE SHEET AS AT 31st DECEMBER 2022

|                                     | Note | 31/12/22<br>Sterling | 31/12/21<br>Sterling |
|-------------------------------------|------|----------------------|----------------------|
| <u>INVESTMENTS ( at book value)</u> | 3    | 1,136,951            | 1,127,667            |
| <u>BANK AND CASH</u>                | 4    | 36,368               | 36,303               |
| <u>TOTAL ASSETS</u>                 |      | <u>1,173,319</u>     | <u>1,163,970</u>     |
| <u>FUNDS AND PROVISIONS</u>         |      |                      |                      |
| Trust Fund at book value            | 5    | 1,097,765            | 1,088,799            |
| Income available for new grants     | 6    | 75,554               | 75,171               |
|                                     |      | <u>1,173,319</u>     | <u>1,163,970</u>     |

I approve these financial statements, which I have prepared, and confirm that I am responsible for them, including selecting the accounting policies and making judgements underlying them.

I confirm also that I have made available all relevant accounting records and information necessary for their review.

*Susan Webb*

SUSAN WEBB  
TREASURER  
ON BEHALF OF THE ROBERT & KEZIA STANLEY CHAPMAN TRUST

31 March 2023

## THE ROBERT & KEZIA STANLEY CHAPMAN TRUST

### NOTES ON THE FINANCIAL STATEMENTS AS AT 31 DECEMBER 2022

#### Note 1

The Robert and Kezia Stanley Chapman Trust results from a bequest by Mabel Stanley Chapman who died in 1994. Under the terms of the will, the Trust is administered by the Yearly Meeting of Friends and the income to be used for charitable purposes including relief and mission work at home or abroad. It is also a condition of the will that the capital be invested and only the income used.

The charity is registered with the Northern Ireland Charity Commission. The charity number is NIC102404 and the date of registration was 1 October 2015.

The financial statements are denoted in sterling

#### Note 2. Grants Paid

|  | 31/12/22<br>Sterling | 31/12/21<br>Sterling |
|--|----------------------|----------------------|
| IncredABLE Enterprises                         | 10,000               | 0                    |
| Thee Quaker Project                            | 8,900                | 0                    |
| Friends United Meeting re. Lindi School, Kenya | 20,000               | 0                    |
| Musama Village medical Clinic                  | 0                    | 9,191                |
| Right Sharing of world resources               | 0                    | 4,700                |
| IYM towards cost of youth support worker       | 0                    | 15,000               |
| Newtown School - Pastoral Care                 | 0                    | 12,000               |
| South Belfast Eco Quakers                      | 0                    | 4,000                |
| AVP Palestine                                  | 0                    | 7,584                |
| Quaker Service                                 | 0                    | 10,000               |
|  | <b>38,900</b>        | <b>62,475</b>        |

A grant of GBP 26,000 was paid to Bloomfield Health Services in 2018 towards certain outreach and support services in Ireland. These funds have not yet been spent on the proposed outreach project and the Trustees are in touch with Bloomfield Health Services to understand the likelihood of the original project proceeding. Depending on the outcome of these discussions the funds may or may not be repaid.

## THE ROBERT & KEZIA STANLEY CHAPMAN TRUST

### NOTES ON THE FINANCIAL STATEMENTS AS AT 31 DECEMBER 2022

#### Note 3. Investments (see details on page 8)

|   | Investments      | Cash<br>Capital<br>Deposit<br>Sterling | Total<br><br>Sterling |
|---|------------------|--|-----------------------|
|   | Sterling         |  |                       |
| Balance at 1 January 2022 - book value            | 1,094,952        | 32,716                                 | 1,127,668             |
| Cost of additions                                 | 49,314           | (49,314)                               | 0                     |
| Costs of disposals                                | (58,910)         | 0                                      | (58,910)              |
| Proceeds  | 0                | 67,875                                 | 67,875                |
| Transfer from current account                     | 0                | 0                                      | 0                     |
| Operating receipts received in capital account    | 0                | 318                                    | 318                   |
| Net (Outflow)/Inflow                              | (9,596)          | 18,879                                 | 9,283                 |
| <b>Balance at 31 December 2022 - book value</b>   | <b>1,085,356</b> | <b>51,595</b>                          | <b>1,136,951</b>      |
| <b>Balance at 31 December 2022 - market value</b> | <b>1,191,115</b> | <b>51,596</b>                          | <b>1,242,711</b>      |
| Balance at 31 December 2021 - book value          | 1,094,952        | 32,716                                 | 1,127,668             |
| Balance at 31 December 2021 - market value        | 1,383,302        | 32,716                                 | 1,416,018             |

#### Note 4. Bank and Cash

|   | 31/12/22<br>Sterling | 31/12/21<br>Sterling |
|---|----------------------|----------------------|
| Evelyn Partners (formerly Smith & Williamson) | 36,368               | 36,303               |
|   | <b>36,368</b>        | <b>36,303</b>        |

## THE ROBERT & KEZIA STANLEY CHAPMAN TRUST

### NOTES ON THE FINANCIAL STATEMENTS AS AT 31 DECEMBER 2022

#### Note 5. Trust Fund

|  | 31/12/22<br>Sterling | 31/12/21<br>Sterling |
|--|----------------------|----------------------|
| Balance at 1 January - book value                        | 1,088,799            | 1,024,233            |
| Surplus/(Deficit) on disposal of investments             | 8,966                | 64,566               |
| <b>Balance at 31 December - book value</b>               | <b>1,097,765</b>     | <b>1,088,799</b>     |
| Excess of Market Value of Investments<br>over Book Value | 105,759              | 288,350              |
| <b>Balance at 31 December - market value</b>             | <b>1,203,524</b>     | <b>1,377,149</b>     |

#### Note 6. Income Available for New Grants

|  | 31/12/22<br>Sterling | 31/12/21<br>Sterling |
|--|----------------------|----------------------|
| Balance at 31 December - cash on hand                    | 36,368               | 36,303               |
| Balance at 31 December - within investment account       | 39,186               | 38,868               |
| <b>Balance at 31 December - book value</b>               | <b>75,554</b>        | <b>75,171</b>        |
| <b>Balance at 31 December - available for new grants</b> | <b>75,554</b>        | <b>75,171</b>        |

#### Note 7. Approval of the Financial Statements

The financial statements were signed by the Treasurer on behalf of the Trustees of the Robert & Kezia Stanley Chapman Trust on 31 March 2023.

**THE ROBERT & KEZIA STANLEY CHAPMAN TRUST**  
**NOTES ON THE FINANCIAL STATEMENTS AS AT 31 DECEMBER 2022**

**Investments**

page 8.1/2

|  | No of shares<br>31/12/21 | Book Value<br>31/12/21<br>STG | Market Value<br>31/12/21<br>STG | Additions<br>Units | Additions<br>Cost<br>STG | Disposals<br>Units   | Cost of<br>Disposals<br>STG | Proceeds<br>STG | Profit<br>(Loss)<br>cost<br>STG | No of shares<br>31/12/22 | Book Value<br>31/12/22<br>STG | Market Value<br>31/12/22<br>STG | MV v BV<br>(2,960) |
|--|--------------------------|-------------------------------|---------------------------------|--------------------|--------------------------|----------------------|-----------------------------|-----------------|---------------------------------|--------------------------|-------------------------------|---------------------------------|--------------------|
| Aviva 6.75% Cum IRR PRF GBP 1                        | 20,000                   | 21,407                        | 30,900                          |                    |                          |                      |                             |                 |                                 | 20,000                   | 21,407                        | 25,300                          | 3,893              |
| Bank of America                                      | 420                      | 14,415                        | 13,797                          |                    |                          |                      |                             |                 |                                 | 420                      | 14,415                        | 11,525                          | (2,890)            |
| Barclays 10.4% FTSE S&P Autocall                     |                          |                               |                                 | 18,000             | 18,362                   |                      |                             |                 |                                 | 18,000                   | 18,352                        | 18,508                          | 156                |
| BB Healthcare Trust                                  | 14,000                   | 27,073                        | 28,140                          |                    |                          |                      |                             |                 |                                 | 14,000                   | 27,073                        | 21,448                          | (5,625)            |
| BEGI SICAV S.A. Ord NPV                              | 5,731                    | 8,084                         | 10,084                          |                    |                          |                      |                             |                 |                                 | 5,731                    | 8,084                         | 8,975                           | 891                |
| Blackrock Fund managers Ltd                          | 20,000                   | 29,531                        | 38,460                          |                    |                          |                      |                             |                 |                                 | 20,000                   | 29,531                        | 34,448                          | 4,917              |
| BNY Mellon Global Funds plc US equity income         | 36,000                   | 44,259                        | 48,776                          |                    |                          |                      |                             |                 |                                 | 36,000                   | 44,259                        | 55,588                          | 11,329             |
| BT Group ord..05p                                    | 8,200                    | 21,749                        | 13,903                          |                    |                          |                      |                             |                 |                                 | 8,200                    | 21,749                        | 9,188                           | (12,561)           |
| Brown Advisory Funds US Smaller Companies            | 1,200                    | 20,459                        | 29,677                          | 1,200              |                          |                      | 20,459                      | -28,007         | 7,548                           | 0                        | 0                             | 0                               | (0)                |
| Close Bros 25p shares                                | 2,000                    | 12,282                        | 28,080                          |                    |                          |                      |                             |                 |                                 | 2,000                    | 12,282                        | 20,940                          | 8,658              |
| CRH Ord EURO .32                                     | 1,000                    | 6,762                         | 38,000                          |                    |                          |                      |                             |                 |                                 | 1,000                    | 6,762                         | 32,990                          | 26,228             |
| Edgewood L Select US Select                          | 105                      | 20,005                        | 37,465                          |                    |                          |                      |                             |                 |                                 | 105                      | 20,005                        | 24,824                          | 4,819              |
| GlaxoSmithKline 25p ordinary                         | 1,900                    | 25,787                        | 30,525                          |                    |                          | 380                  | 4,860                       |                 |                                 | 1,520                    | 20,927                        | 21,852                          | 925                |
| Haleon plc Split from GSK (above)                    |                          |                               |                                 | 1,900              | 4,860                    |                      |                             |                 |                                 | 1,900                    | 4,860                         | 6,220                           | 1,360              |
| Grafton Group  | 3,000                    | 5,003                         | 36,990                          |                    |                          |                      |                             |                 |                                 | 3,000                    | 5,003                         | 23,658                          | 18,655             |
| Greencoat UK Wind plc                                | 23,500                   | 29,755                        | 33,041                          |                    |                          |                      |                             |                 |                                 | 23,500                   | 29,755                        | 35,720                          | 5,965              |
| Henderson Far East Income Ord Shs NPV                | 7,000                    | 19,394                        | 20,650                          |                    |                          |                      |                             |                 |                                 | 7,000                    | 19,394                        | 19,128                          | (266)              |
| HICL Infrastructure Ord GBP 0.0001                   | 11,000                   | 19,349                        | 19,426                          |                    |                          |                      |                             |                 |                                 | 11,000                   | 19,349                        | 18,084                          | (1,265)            |
| HSBC ord USD 0.50c                                   | 6,000                    | 11,896                        | 26,919                          |                    |                          |                      |                             |                 |                                 | 6,000                    | 11,896                        | 30,942                          | 19,046             |
| Ninety One fund managers (formerly Investec Fund Mar | 28,500                   | 29,785                        | 28,692                          |                    |                          |                      |                             |                 |                                 | 28,500                   | 29,785                        | 26,108                          | (3,677)            |
| JP Morgan global emerging markets                    | 18,200                   | 25,445                        | 26,436                          |                    |                          |                      |                             |                 |                                 | 18,200                   | 25,445                        | 23,341                          | (2,104)            |
| Land Securities Ord GBP.10                           | 3,808                    | 23,428                        | 29,565                          |                    |                          |                      |                             |                 |                                 | 3,808                    | 23,428                        | 23,663                          | 235                |
| Legal & General GP 25p ordinary                      | 15,000                   | 15,688                        | 44,625                          |                    |                          |                      |                             |                 |                                 | 15,000                   | 15,688                        | 37,425                          | 21,738             |
| Lion Trust Investments Limited                       | 42,700                   | 42,972                        | 41,691                          |                    |                          |                      |                             |                 |                                 | 42,700                   | 42,972                        | 33,675                          | (9,297)            |
| Lloyds TSB 10p ordinary shares                       | 19,443                   | 30,751                        | 8,294                           |                    |                          |                      |                             |                 |                                 | 19,443                   | 30,751                        | 8,829                           | (21,922)           |
| Lowland Investment Co Ord 25p GBP                    | 1,650                    | 24,738                        | 21,945                          | 14,850             |                          | share split 10 for 1 |                             |                 |                                 | 16,500                   | 24,738                        | 19,759                          | (4,979)            |
| Lyxor Asset Management Luxembourg UCIT               | 395                      | 36,155                        | 38,637                          |                    |                          |                      |                             |                 |                                 | 395                      | 36,155                        | 33,950                          | (2,205)            |
| Maitland Inst. Services Limited                      | 280                      | 30,973                        | 31,544                          |                    |                          |                      |                             |                 |                                 | 280                      | 30,973                        | 26,068                          | (4,906)            |
| M&G Chariford Units                                  | 4,000                    | 40,754                        | 62,248                          |                    |                          |                      |                             |                 |                                 | 4,000                    | 40,754                        | 56,781                          | 16,027             |
| Mercantile Investment Trust Ord GBPO.25              | 13,000                   | 21,645                        | 34,905                          |                    |                          | 13,000               | 21,645                      | -23,288         | 1,643                           | 0                        | 0                             | 0                               | (0)                |

|   | No of shares |  | Book Value |        | Market Value |        | Additions |      | Disposals |     | Cost of Disposals |     | Proceeds |     | Profit (Loss) cost |     | No of shares |        | Book Value |        | Market Value |          | MV v BV |
|---|--------------|--|------------|--------|--------------|--------|-----------|------|-----------|-----|-------------------|-----|----------|-----|--------------------|-----|--------------|--------|------------|--------|--------------|----------|---------|
|   | 31/12/21     |  | 31/12/21   | STG    | 31/12/21     | STG    | Units     | Cost | Units     | STG | Units             | STG | STG      | STG | cost               | STG | 31/12/22     | STG    | 31/12/22   | STG    | 31/12/22     | STG      |         |
| Microsoft Corp Com                          | 55           |  | 14,136     | 13,657 |              |        |           |      |           |     |                   |     |          |     |                    |     | 55           | 14,136 |            | 10,930 |              | (3,206)  |         |
| Murray Intl. Trust Ord GBP.25               | 2,800        |  | 28,653     | 32,368 |              |        |           |      |           |     |                   |     |          |     |                    |     | 2,800        | 28,653 |            | 37,352 |              | 8,699    |         |
| Nextera Energy Inc                          | 205          |  | 14,165     | 14,134 |              |        |           |      |           |     |                   |     |          |     |                    |     | 205          | 14,165 |            | 14,199 |              | 34       |         |
| Ninety One Fund Managers Global Environment | 15,000       |  | 27,361     | 27,129 |              |        |           |      |           |     |                   |     |          |     |                    |     | 15,000       | 27,361 |            | 23,619 |              | (3,742)  |         |
| Ocean Arête Limited                         |              |  |            |        | 115          | 14,349 |           |      |           |     |                   |     |          |     |                    |     | 115          | 14,349 |            | 12,998 |              | (1,351)  |         |
| Pennon Group Ord GBP 0.47                   | 1,866        |  | 16,806     | 19,442 |              |        |           |      | 1,666     |     | 16,806            |     |          |     |                    |     | 0            | 0      |            | 0      |              | 0        |         |
| Prologis Inc                                | 120          |  | 14,554     | 14,521 |              |        |           |      |           |     |                   |     |          |     |                    |     | 120          | 14,554 |            | 11,213 |              | (3,341)  |         |
| Prudential                                  | 2,500        |  | 13,238     | 31,862 |              |        |           |      |           |     |                   |     |          |     |                    |     | 2,500        | 13,238 |            | 28,188 |              | 14,950   |         |
| Rathbone Unit Trust Ethical Bond            | 30,000       |  | 29,399     | 30,829 |              |        |           |      |           |     |                   |     |          |     |                    |     | 30,000       | 29,399 |            | 24,609 |              | (4,790)  |         |
| Real Estate Credit Investment               | 10,000       |  | 17,066     | 15,350 |              |        |           |      |           |     |                   |     |          |     |                    |     | 10,000       | 17,066 |            | 13,350 |              | (3,706)  |         |
| RIT Cap Partners Ord GBP 1                  | 1,400        |  | 29,614     | 38,500 |              |        |           |      |           |     |                   |     |          |     |                    |     | 1,400        | 29,614 |            | 29,750 |              | 136      |         |
| Royal London Asset Management               | 34,000       |  | 29,960     | 27,819 |              |        |           |      |           |     |                   |     |          |     |                    |     | 34,000       | 29,960 |            | 25,514 |              | (4,446)  |         |
| Sanlam Artificial Intelligence              | 9,500        |  | 27,773     | 27,321 |              |        |           |      |           |     |                   |     |          |     |                    |     | 9,500        | 27,773 |            | 21,115 |              | (6,658)  |         |
| Schroder Asia Pacific Fund                  | 5,400        |  | 25,216     | 31,860 |              |        |           |      |           |     |                   |     |          |     |                    |     | 5,400        | 25,216 |            | 27,054 |              | 1,838    |         |
| Secure Income Reit ( LXi Reit plc)          | 7,850        |  | 30,197     | 33,382 | 20,212       |        |           |      |           |     |                   |     |          |     |                    |     | 26,062       | 30,197 |            | 29,346 |              | (851)    |         |
| Sequia Economic Infra Inc Fund              | 13,500       |  | 15,335     | 14,553 |              |        |           |      |           |     |                   |     |          |     |                    |     | 13,500       | 15,335 |            | 11,863 |              | (3,482)  |         |
| Supermarket Income Reit                     | 28,500       |  | 29,560     | 34,770 |              |        |           |      |           |     |                   |     |          |     |                    |     | 28,500       | 29,560 |            | 29,212 |              | (368)    |         |
| Temple Bar Investment Trust                 | 4,000        |  | 21,224     | 44,320 | 16,000       |        |           |      |           |     |                   |     |          |     |                    |     | 20,000       | 21,224 |            | 44,100 |              | 22,876   |         |
| Thesis Unit Fund Management                 | 7,000        |  | 14,585     | 19,096 |              |        |           |      |           |     |                   |     |          |     |                    |     | 7,000        | 14,585 |            | 15,754 |              | 1,169    |         |
| Unilever                                    | 1,000        |  | 5,993      | 39,455 |              |        |           |      |           |     |                   |     |          |     |                    |     | 1,000        | 5,993  |            | 41,820 |              | 35,827   |         |
| Veolia Environment ADR                      |              |  |            |        | 730          | 16,612 |           |      |           |     |                   |     |          |     |                    |     | 730          | 16,612 |            | 15,576 |              | (1,036)  |         |
| Vodafone Group Ord USD                      | 15,000       |  | 31,214     | 16,839 |              |        |           |      |           |     |                   |     |          |     |                    |     | 15,000       | 31,214 |            | 12,636 |              | (18,578) |         |

cash accounts

|  |           |           |        |        |         |       |           |           |         |
|--|-----------|-----------|--------|--------|---------|-------|-----------|-----------|---------|
|  | 1,094,953 | 1,383,302 | 49,313 | 58,910 | -67,876 | 8,966 | 1,085,356 | 1,191,115 | 105,759 |
|--|-----------|-----------|--------|--------|---------|-------|-----------|-----------|---------|

Cash on deposit with Evelyn Partners

|  |           |           |        |              |          |      |           |           |     |   |        |        |
|--|-----------|-----------|--------|--------------|----------|------|-----------|-----------|-----|---|--------|--------|
|  | 0         | 32716     | 32,716 | 130          | -49,313  | -2   | 0         | 57,876    | 188 | 0 | 51,595 | 51,595 |
|  |           |           |        | equalisation | rounding | fees |           |           |     |   |        |        |
|  | 1,127,669 | 1,416,018 |        | 58,910       | 0        |      | 1,136,951 | 1,242,710 |     |   |        |        |

**Robert and Kezia Stanley Chapman Trust**

Northern Ireland - Charity number 102404

---

# Annual report

---

# The Robert and Kezia Stanley Chapman Trust

## Trustees Annual report for 2022

Charity Number : 102404  
Registered Office: Quaker House, Stocking Lane, Rathfarnham, Dublin 16

### **Background**

Mabel Stanley Chapman was a member of the Religious Society of Friends ( Quakers). She was educated at Friends School Lisburn and was a member of Portadown and Moyallon Meetings.

The Trust is the result of a bequest by Mabel Stanley Chapman who died in 1994. By her will Mabel Stanley Chapman ( 1895-1994) bequeathed one third of the residue of her estate to the Religious Society of Friends in Ireland and asked that the fund created should be called “ The Robert and Kezia Stanley Chapman Trust” in memory of her parents, the income to be used for charitable purposes. Under the terms of her will the income is to be used for charitable purposes including relief work at home and abroad – therefore a wide variety of activities and project can be helped. Typically grants from the Trust encourage Irish Friends to undertake new projects and activities while support for existing work of the Society is also considered.

This report is for the period from 1 January 2022 to 31 December 2022.

### **Objectives and Activities**

While we began to emerge from the pandemic in 2022 we continued to see its impacts throughout 2022. In particular there was a reduction in the activities of many of the organisations supported by the charity and hence a reductions in the number of applications for grants. Three grants were paid in 2022 as opposed to seven in 2021. The largest grant approved and paid in 2022 was for GBP 20,000.

The trustees met twice during the year to consider a range of applications for financial support. Each application is supported by a completed draft application form with various sections - e.g the nature of the project and what it is hoped will be achieved, names of Friends involved, whether there is any co-sponsorship, whether the local community will be involved, the timescale, whether there will be any contribution from those the project is aiming to help etc.. the merits of each application are discussed in details and decisions made as to whether to grant any or some or all of the amount requested and whether there will be any conditions attaching to the grant.

### **Achievements and Performance**

During 2022 grants totalling GBP 38,900 were paid out. Grants included sums paid towards a variety of projects including

Lindi School, Kenya – towards rebuilding a school destroyed by fire  
Thee Quaker Project – supporting a digital platform  
IncredABLE enterprises – Supporting employment

The largest grant approved and paid during the year was for GBP 20,000 towards the cost of rebuilding a school in Kenya

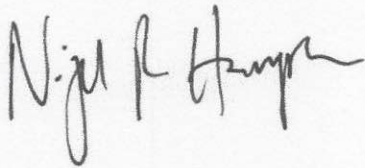
### **Financial Performance**

At the end of 2022 the Trust held investments with a book value of GBP 1,136,951 ( market value GBP 1,242,711 ) and held cash balances totalling GBP 36,368. There is no debt on the balance sheet. Income earned during the year was GBP 47,214 comprising primarily of dividend income.

The trustees during the year were

Michael Andress  
Brian Davis  
Richard Bloomfield  
Wendy Goodbody  
Nigel Hampton (clerk)  
Fiona Brown Johnson  
Charles B Lamb  
Ann Loney  
Paul Sinton  
Susan Webb (Treasurer)

The trustees met twice during 2022.

A handwritten signature in black ink, appearing to read 'Nigel R Hampton', written in a cursive style.

Nigel Hampton  
14 May 2023

**Robert and Kezia Stanley Chapman Trust**

Northern Ireland - Charity number 102404

---

# Annual return

---

**INDEPENDENT EXAMINER'S REPORT  
TO THE TRUSTEES OF  
THE ROBERT & KEZIA STANLEY CHAPMAN TRUST**

I report on the accounts of the Trust for the year ended 31 December 2022 which are set out on pages 3 to 8.

**RESPECTIVE RESPONSIBILITIES OF TRUSTEES AND EXAMINER**

The charity's trustees are responsible for the preparation of the accounts in accordance with the Charities Act, (Northern Ireland) 2008

The charity's trustees consider that an audit is not required under section 65 (2) of the Charities Act (Northern Ireland) 2008 (the Charities Act) Regulation 10 (1) (d) of The Charities Accounts (Scotland) Regulations 2006 (the 2006 Accounts Regulations) and that an independent examination is needed.

It is my responsibility to:

- examine the accounts under section 65 of the Charities Act
- to follow the procedures laid down in the general Directions given by the Commission under section 65 (9) (b) of the charities Act
- to state whether particular matters have come to my attention.

**BASIS OF INDEPENDENT EXAMINER'S REPORT**

I have examined the charity accounts as required under section 65 of the Charities Act and my examination was carried out in accordance with the general Directions given by the Charity Commission for Northern Ireland under section 65 (9) (b) of the Charities Act.

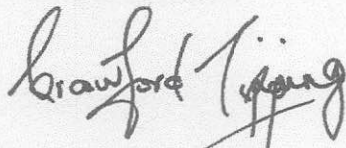
My examination included a review of the accounting records kept by the charity and a comparison of the accounts presented with those records. It also includes consideration of any unusual items or disclosures in the accounts, and seeking explanations from you as trustees concerning any such matters. The procedures undertaken do not provide all the evidence that would be required in an audit and consequently no opinion is given as to whether the accounts present "a true and fair view" and the report is limited to those matters set out in the next statement.

My role is to state whether any material matters have come to my attention giving me cause to believe:

1. that accounting records are not kept in accordance with section 63 of the Charities Act
2. that the accounts are not in accord with those accounting records
3. that the accounts do not comply with the accounting requirements of the Charities Act
4. that there is further information needed for a proper understanding of the accounts to be reached

**INDEPENDENT EXAMINER'S STATEMENT**

I have completed my examination and have no concerns in respect of the matters (1) to (4) listed above and, in connection with following the directions of the Charities Regulatory Authority, I have found no matters that require drawing to your attention.



CRAWFORD TIPPING, F.C.A.  
CHARTERED ACCOUNTANT  
CO. WEXFORD

31 March 2023