

Festival Players Accounts

30th September 2021 to 1st October 2022

Account Breakdown

1. Main Account

Income

Bank Interest	£	5.25
Subscriptions	£	650.00
Account Transfer	£	7125.98

Total **£ 7,781.23**

Expense

NODA Insurance	£	404.55
NODA Membership	£	163.00
Bank Charges	£	90.00
Website	£	139.00
Gift	£	47.00

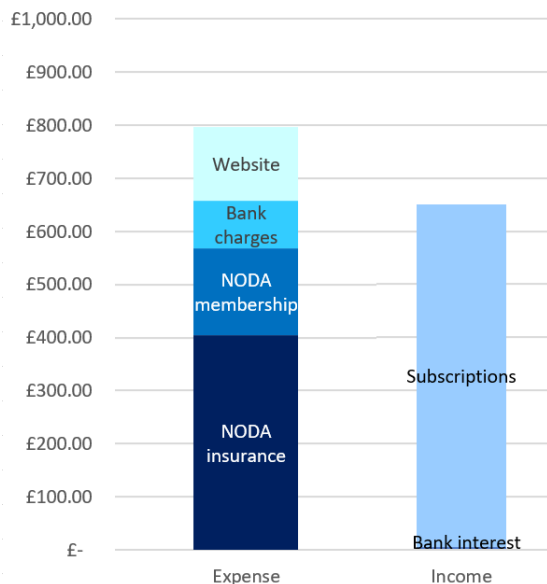
Total **£ 843.55**

Sum Profit **£ 6,937.68**

1.1 – The account transfer isn't included in the graph

1.2 – Subscriptions back up (compared to last year) except for the Touring Show

Main Account Breakdown



2. Social

Income

Come from Away Reimbursement	£	987.50
------------------------------	---	--------

Total **£ 987.50**

Expense

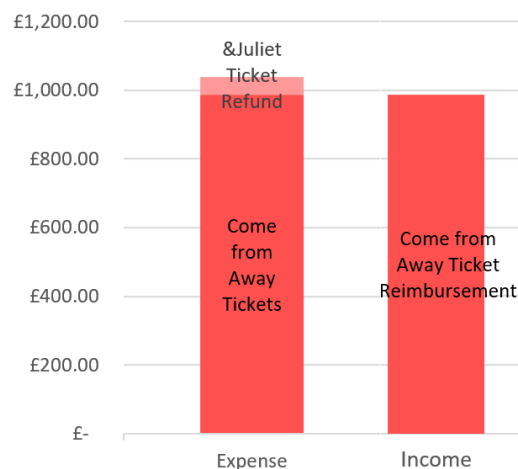
Come from Away Tickets	£	987.50
&Juliet Ticket Refund	£	50.00

Total **£ 1037.50**

Sum loss **£ 50.00**

2.1 – The £50 deficit here was a refunded ticket that wasn't then re-sold

Social Breakdown



3. Touring Show

Income

Ticket Sales	£	1264.25
--------------	---	---------

Total **£ 1264.25**

Expense

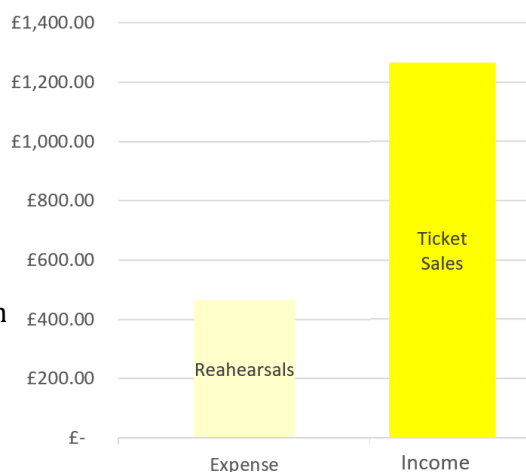
Rehearsals	£	465.00
------------	---	--------

Total **£ 465.00**

Sum Profit **£ 799.25**

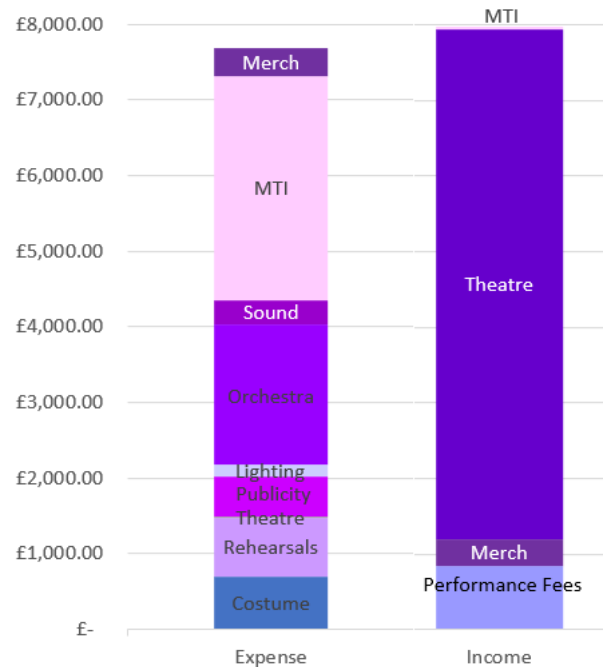
3.1 A good profit here, even allowing for the £175 loss carried over from last year's accounts

Touring Show Breakdown



4. Kipps

Income			Expense		
Performance Fees	£	840.00	Rehearsals	£	785.00
Theatre	£	6740.42	Theatre	£	20.00
MTI	£	25.00	Publicity	£	534.73
Merch	£	360.00	Lighting	£	148.31
			Sound	£	310.30
			MTI	£	2965.42
			Merch	£	369.80
			Costume	£	688.84
			Orchestra	£	1861.62
Total		£ 7,965.42	Total	£	7684.02
			Sum Profit	£	281.40

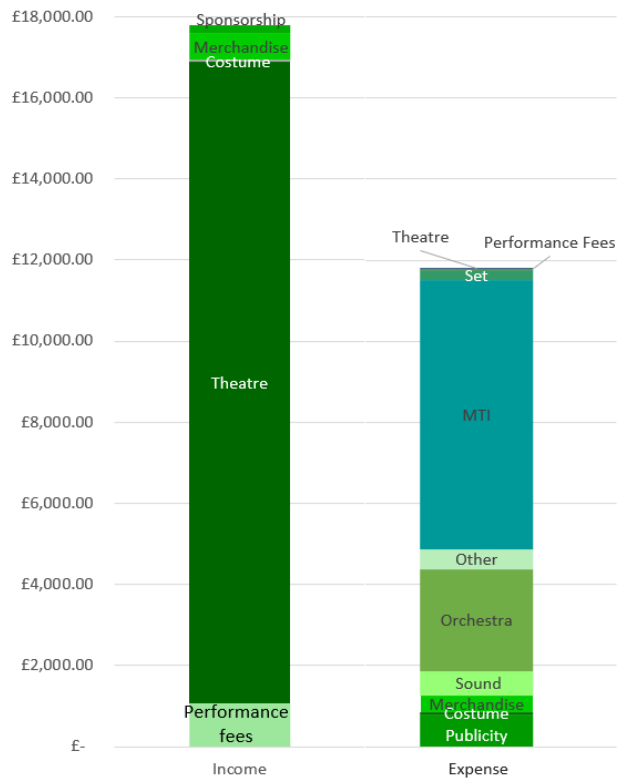


4.1 Payment of £250 (for December 2021 rehearsals) made on 27th October 2022, so not reflected in the graph.

5. Kinky Boots

Income			Expense		
Performance Fees	£	1038.38	Publicity	£	796.03
Theatre	£	15805.75	Costume	£	54.99
Costume Inc	£	50.00	Merch	£	417.38
Merch Inc	£	657.70	Sound	£	589.00
Sponsorship	£	200.00	Other	£	500.00
			Orchestra	£	2520.00
			MTI	£	6625.98
			Set	£	240.90
			Perf. Fees	£	40.00
			Theatre	£	20.00
Total		£ 17751.83	Total	£	11804.28
			Sum profit	£	5947.55

Kinky Boots Breakdown



5.1 - £480 paid on 27th October 2022 for rehearsals

5.2 - £340.20 still outstanding to be paid for backcloth

5.3 - £621.25 paid for costumes on 31st Oct 22

5.4 - £70 income still outstanding for sponsorship from CTC

Account Summary

CAF Cash Account

Main Account	£	6,937.68
Social	- £	50.00
Touring Show	£	799.25
Kipps	£	281.40
Kinky Boots	£	5,947.55
Net Cashflow	£	13,915.88

	Opening	Closing
CAF Cash Account	£ 3,867.28	£ 17,783.16
CAF Gold Account	£ 11,848.42	£ 4,735.33
Cambridge Building Society	£ 13,125.36	£ 13,158.17

Total	£ 28,841.06	£ 35,676.66
--------------	-------------	-------------

Closing Net Profit £6,835.60

The accounts show a profitable year for the club financially; a good profit on the Touring Show and both other shows turning a profit, although not quite as clear cut as the figures might indicate.

The subscriptions paid for the year were 53 members. There isn't a record of the previous year as membership was waived due to Covid. Gift aid hasn't been collected during this financial year, so this will be a priority to claim next year.

The main account shows a profit, but this is only due to a transfer from our second CAF account of £7125.98 which was needed to cover some interim payments. So the real term loss is £188.30. This would have been covered (indeed exceeded) if subscriptions from the Touring Show cast had been collected. An oversight meant that unfortunately they were not.

The banking admin cost of the CAF cash account has been reduced from £8 back to £5 since August 2022, but the treasurer intends to scope out alternative bank accounts in the next financial year in order to find the best interest rate available and to draw together accounts, currently with different banks, so that they can be managed more efficiently online.

The Touring Show generated a profit of £799.25, and played to sell-out audiences despite the limitation of just three venues.

The profit for Kipps is actually £250 less than shown, due to rehearsal space payments that were settled after the end of the financial year. So the profit was £31.40 in real terms. The production and everyone involved managed an ever changing scenario made increasingly challenging by the effect of Covid on the cast and audiences, and performed marvellously in the face of overwhelming odds, but this obviously took it's toll on the box office income.

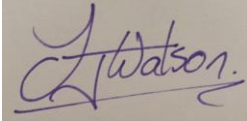
The advance royalties for next year's main show, Urinetown, have been paid prior to the start of the new financial year.

The second main show of the year, Kinky Boots, showed a healthy profit, but in real terms that becomes £4576.10, once outstanding costs had been settled with payments made in the following financial year.

The balance sheet for the year shows a profit of £6835.60 which is extremely positive and puts the Festival Players in a healthy financial position

I would like to thank our auditor, Janice Chambers, for her much-appreciated work in checking the accounts that I have prepared.

Given that the subscriptions cover the running costs of the society, I recommend that the subscription for 2022/23 remains at its current level of £15.



Frances J Watson
Treasurer, Festival Players

I have examined the foregoing accounts and balance sheet dated 1/10/22, together with the books of Festival Players, Cambridge and certify the same to be correct in accordance therewith.

Janice Chambers (Auditor)