

# TELFORD AND WREKIN COUNCIL FOR VOLUNTARY SERVICE

England & Wales · Charity number 702589

## Details

---

|                |                                                                          |
|----------------|--------------------------------------------------------------------------|
| Other names    | TELFORD AND WREKIN COUNCIL FOR VOLUNTARY SERVICE, TELFORD AND WREKIN CVS |
| Status         | Registered                                                               |
| Legal form     | Charitable company                                                       |
| Company number | <a href="#">02436644</a>                                                 |
| Registered     | 1990-02-19                                                               |
| Register       | <a href="#">View on the Charity Commission register</a>                  |

## Contact

---

|         |                                                                                                                    |
|---------|--------------------------------------------------------------------------------------------------------------------|
| Address | Telford and Wrekin CVS<br>Suite 12 & 15 Hazledine House<br>Central Square<br>Telford Centre<br>Telford<br>Shropshi |
| Phone   | 01952 916035                                                                                                       |
| Email   | <a href="mailto:jeni.kuczynska@tandwcvcs.org.uk">jeni.kuczynska@tandwcvcs.org.uk</a>                               |
| Website | <a href="http://www.telfordandwrekin.org.uk">www.telfordandwrekin.org.uk</a>                                       |

## Activities

---

**Objects:** 4.1.1. TO PROMOTE ANY CHARITABLE PURPOSES FOR THE BENEFIT OF THE PUBLIC, PRINCIPALLY BUT NOT EXCLUSIVELY IN THE LOCAL GOVERNMENT AREA OF TELFORD AND WREKIN AND ITS ENVIRONS (HEREINAFTER CALLED THE "AREA OF BENEFIT") AND, IN PARTICULAR, BUILD THE CAPACITY OF THIRD SECTOR ORGANISATIONS AND PROVIDE THEM WITH THE NECESSARY SUPPORT, INFORMATION AND SERVICES TO ENABLE THEM TO PURSUE OR CONTRIBUTE TO ANY CHARITABLE PURPOSE.4.1.2. TO PROMOTE AND ORGANISE CO-OPERATION IN THE ACHIEVEMENT OF THE ABOVE SERVICES AND TO THAT END TO FACILITATE CO-OPERATION AND PARTNERSHIP WORKING BETWEEN THIRD SECTOR, STATUTORY AND OTHER RELEVANT BODIES IN THE ACHIEVEMENT OF THE ABOVE PURPOSES WITHIN THE AREA OF BENEFIT.4.1.3. FOR THE PURPOSES OF THIS ARTICLE 4:4.1.3.1. "THIRD SECTOR" MEANS CHARITIES, VOLUNTARY ORGANISATIONS AND SOCIAL ENTERPRISES.4.1.3.2. "CHARITIES" ARE ORGANISATIONS WHICH ARE ESTABLISHED FOR EXCLUSIVELY CHARITABLE PURPOSES IN ACCORDANCE WITH THE LAW OF ENGLAND AND WALES. 4.1.3.3. "VOLUNTARY ORGANISATIONS AND SOCIAL ENTERPRISES" ARE INDEPENDENT ORGANISATIONS, WHICH ARE ESTABLISHED FOR PURPOSES THAT ADD VALUE TO THE COMMUNITY AS A WHOLE, OR A SIGNIFICANT SECTION OF THE COMMUNITY, AND WHICH ARE NOT PERMITTED BY THEIR CONSTITUTION TO MAKE A PROFIT FOR PRIVATE DISTRIBUTION. VOLUNTARY ORGANISATIONS AND SOCIAL ENTERPRISES DO NOT INCLUDE LOCAL GOVERNMENT OR OTHER STATUTORY AUTHORITIES.

**Activities:** As described in Annual Report

## Classification

---

- **How:** Acts As An Umbrella Or Resource Body
- **What:** General Charitable Purposes
- **Who:** Other Charities Or Voluntary Bodies

## Geography

---

- **Area of benefit:** TELFORD AREA
- Shropshire
- Telford & Wrekin

## Finances

---

| Period end | Income     | Expenditure | Assets     | Employees |
|------------|------------|-------------|------------|-----------|
| 2025-03-31 | £961,508   | £1,012,087  | £1,114,695 | 32        |
| 2024-03-31 | £866,640   | £963,208    | £1,148,801 | 29        |
| 2023-03-31 | £1,035,219 | £1,011,300  | £1,177,547 | 31        |
| 2022-03-31 | £992,681   | £853,018    | £1,217,280 | 28        |
| 2021-03-31 | £829,810   | £773,064    | £1,098,266 | 20        |

## Trustees

---

| Name                    | Role  | Appointed  |
|-------------------------|-------|------------|
| <b>VERLEY BRISSETT</b>  | Chair | 2014-02-24 |
| Cllr Paul Anthony Davis |       | 2025-11-05 |
| Elizabeth Crossland     |       | 2026-02-11 |
| Glynn Morrow            |       | 2024-09-11 |
| Maria Rasbeck           |       | 2025-04-02 |
| Michael James Cooke     |       | 2025-11-05 |
| Nicola Morrison         |       | 2025-05-15 |
| Richard John Thorpe     |       | 2025-11-25 |

## Linked charities

---

- COMMUNITY MOBILITY TRANSPORT (TELFORD AND WREKIN) (702589-1)

**TELFORD AND WREKIN COUNCIL FOR VOLUNTARY SERVICE**

England & Wales - Charity number 702589

---

# Accounts

---



# Telford and Wrekin CVS

---

# Trustee Annual Report 2024-2025



**TELFORD AND WREKIN COUNCIL FOR VOLUNTARY  
SERVICE**

**CONTENTS OF THE FINANCIAL STATEMENTS  
FOR THE YEAR ENDED 31 MARCH 2025**

|                                                   | <b>Page</b> |
|---------------------------------------------------|-------------|
| <b>Reference and Administrative Details</b>       | 1           |
| <b>Report of the Trustees</b>                     | 2 to 22     |
| <b>Report of the Independent Auditors</b>         | 23 to 26    |
| <b>Statement of Financial Activities</b>          | 27          |
| <b>Balance Sheet</b>                              | 28 to 29    |
| <b>Cash Flow Statement</b>                        | 30          |
| <b>Notes to the Cash Flow Statement</b>           | 31          |
| <b>Notes to the Financial Statements</b>          | 32 to 50    |
| <b>Detailed Statement of Financial Activities</b> | 51 to 52    |

# Telford and Wrekin CVS

*Working in partnership to advise, connect and inspire people in Telford to improve lives and communities*



## Vision

Our Vision is for Telford and Wrekin to be a place where everyone, despite inequalities, has the potential to lead a fulfilling life.

## Our Purpose

Our purpose as a charity is to support, connect and give a voice to local people (children and adults) affected by health, social and economic disadvantage.

## Our Goals

We want to deliver professional services to our community that meet the changing needs of our beneficiaries.

We will do this by focusing on:

- Connecting with TWCVS and with other organisations to find solutions that best meet people's complex needs
- Identifying local unmet needs, taking positive action with partners to fill those gaps
- Seeking opportunities to maximise our charitable income to grow the impact we can make on lives of our beneficiaries



# Telford and Wrekin CVS

## FOR THE YEAR ENDED 31 MARCH 2025

The trustees, who are also directors of the charity for the purposes of the Companies Act 2006, present their report with the financial statements of the charity for the year ended 31 March 2025. The trustees have adopted the provisions of the Statement of Recommended Practice (SORP) 'Accounting and Reporting by Charities' effective 1 January 2019.

### REFERENCE AND ADMINISTRATIVE DETAILS

Registered Company number  
02436644 (England and Wales)

Registered Charity number  
702589

#### Trustees

|                       |                      |                     |
|-----------------------|----------------------|---------------------|
| J C Francis           | resigned 03/07/2024  |                     |
| V Brissett      Chair |                      |                     |
| Cllr P Watling        | resigned 08/05/2024  |                     |
| R Roman               | resigned 04/07/2024  |                     |
| P Masterman           | resigned 28/08/2024  |                     |
| R Reza                | resigned 12/02/2025  |                     |
| J Rys                 | resigned 12/09/2024  |                     |
| T Hault               | resigned 23/12/2024  |                     |
| S Roberts             | resigned 04/07/2024  |                     |
| T Gee                 | appointed 11/09/2024 | resigned 27/06/2025 |
| G Morrow              | appointed 11/09/2024 |                     |
| Cllr K Middleton      | appointed 11/09/2024 | resigned 15/05/2025 |
| Dr J Jackson          | appointed 02/04/2025 |                     |
| M Raisbeck            | appointed 02/04/2025 |                     |
| N Morrison            | appointed 16/05/2025 |                     |
| <br>                  |                      |                     |
| Company Secretary     |                      |                     |
| J Kuczynska           | appointed 21/10/2024 |                     |
| N Guest               | appointed 21/10/2024 |                     |





REFERENCE AND ADMINISTRATIVE DETAILS (CONTINUED)

Registered office  
Suites 12 and 15  
Hazledine House  
Central Square  
Telford  
Shropshire  
TF3 4JL

Auditors  
D.R.E. & Co. (Audit) Limited  
7 Lower Brook Street  
Oswestry  
Shropshire  
SY11 2HG

Investment Managers  
Brewin Dolphin  
9 Colmore Row  
Birmingham  
B3 2BJ



# Structure, Governance and Management

## Constitution

The charity is registered as a charitable company limited by guarantee and was set up by a Memorandum of Association, which established the objects and powers of the charitable company, and is governed under its Articles of Association. The principle objects of the charity is:-

To promote any charitable purposes for the benefit of the public, principally but not exclusively in the local government area of Telford and Wrekin and its environs

To promote and organise co-operation in the achievement of the above services and to that end to facilitate co-operation and partnership working between third sector, statutory and other relevant bodies in the achievement of the above purposes within the area of benefit.

The main focuses of the charity will be:

- To provide health and social care services to children and adults living within Telford and Wrekin and surrounding areas
- To provide preventative solutions to families to enable them to have a better life
- To provide information, advice and guidance, including signposting to prevent escalation of needs

## Method of appointment or election of Trustees

The management of the charity is the responsibility of the Trustees who are elected, nominated or co-opted under the terms of the Memorandum and Article of Association. The charity Trustees are also Directors of the company.

## Policies adopted for the induction and training of Trustees

Following interview new Trustees receive an induction which includes being given the NCVO publication, The Good Trustee Guide, Charity Commission guidance – CC3 ‘The Essential Trustee’, the Memorandum & Articles of Association and Strategic Plan. In addition, new Trustees are invited to meet with managers and staff in order to develop an understanding of the work of the charity.

## Organisational structure and decision making

- The Executive Board consists of all of the Trustees and meets 4 times per year for ordinary Board meetings. Additional meetings are held as required. A chair and vice chair are appointed by the Trustees.
- All members of the Board give their time voluntarily and receive no benefits from the Charity. Any incidental expenses incurred in attending meetings are reimbursed if requested.
- In addition, there are two committees – Finance & Management and Human Resources – which meet 4 times a year respectively. Each committee operates under terms of reference with delegated powers from the Board, is chaired by a member of the Board and reports back to the Board.
- Day to day operational decisions are made by the Chief Executive Officer, who reports to Trustees at each Board meeting.

## Risk management

The Trustees have assessed the major risks to which the charity is exposed, in particular in relation to the operations and finances of the charity and are satisfied that systems and procedures are in place to mitigate exposure to major risks. A Risk Register is an ongoing process which is reviewed and documents the risks and controls in place.

# Objectives and Activities

## Policies and objectives

Our charity's mission is to support, connect and give a voice to local people (children and adults) affected by health, social and economic disadvantage

Our vision is for Telford & Wrekin to be a place where everyone, despite inequalities, has the potential to lead a fulfilling life.

In setting objectives and planning for activities in support of the charity's objects and mission the Trustees have given consideration to public benefit guidance published by the Charity Commission.

## Strategies for achieving objectives

The charity strategic aims to deliver professional services to our community that meet the changing needs of our beneficiaries.

We will do this by focusing on:

1. Connecting within TWCVS and with other organisations to find solutions that best meet people's complex needs
2. Identifying local unmet needs, taking positive action with partners to fill those gaps
3. Seeking opportunities to maximise our charitable income to grow the impact we can make on lives of our beneficiaries

# Volunteers

The charity actively supports volunteering and values the contributions made, particularly but not only in direct service provision to our service users.

The charity volunteer programme was awarded The Queens Award for Voluntary Service 2016.

# Investment policy and performance

The charity has two permanent endowment funds, one established by the former Telford Development Corporation (TDC), and the Grassroots endowment established through a government match funding programme.

In the year to 31 March 2025 the value of the TDC endowment fund increased by £5,668 (4.16%) to £142,044.

Dividend income of £28,301 was received in the year and was expended on overhead costs. The Grassroots endowment fund In the year to 31 March 2025 the value of the Grassroots endowment fund increased by £3,165 (2.05%) to £157,462.

# Financial Review

## a. Reserves policy

The charity's policy is that reserves are to be maintained at a level that:

- Ensures responsibilities to staff, beneficiaries, and partners can be met.
- Protects the continuity of core work.
- Enables unexpected opportunities and growth.
- Covers risks such as unforeseen expenditure or unanticipated loss of income.
- Provides transparency to funders and other stakeholders.
- Meets the Trustees' duty to apply financial resources towards the charity's objectives.

The charity will do this by maintaining a designated reserve (the Employment Reserve) set at a level sufficient to meet three months projected staff costs. This reserve currently includes a balance of £116,123.

This reserves policy will be monitored by the Trustee Board annually.

## b. Principal funding

The principal sources of funding for the year to 31 March 2025 were as follows:

- Telford & Wrekin Council
- NHS England
- Heart of England

## a. Material investments policy

To optimise the charity's income and minimise the impact of inflation, the trustees have the power to deposit or invest funds in any manner.

Investments in a public market must:

- Be managed by an external Investment Management Company.
- Be only where appropriate, given the charity's liquidity requirements and overall financial position.
- Be set at a risk level that has been agreed by the Board of Trustees.
- The charity needs to produce the best financial return within an acceptable level of risk the Trustees seek to achieve long-term real returns such that the capital value of the portfolio increases at least in line with inflation (measured by CPI) as well as producing income that can be drawn upon when necessary to support the Charity with their charitable activities.

In addition, the Trustees seek to achieve long-term real returns such that the capital value of the portfolio increases at least in line with inflation, after taking the sums required each year.

The Trustees understand that in order to mitigate inflation risk, this is likely to mean that investment will partly be in real assets, such as equities and that in the short-term the capital value will fluctuate. The Trustees are able to tolerate volatility of the capital value as long as the charity is able to meet its grant making commitments through accumulated income or liquid spendable capital assets.

# Financial Review

The charity's assets can be invested widely and should be diversified by asset class, geographical spread, unit and investment trust investment manager and by sector and security. Asset classes that the Trustees consider could be included within the portfolio are cash, gilts, corporate bonds, equities, property, structured products, private equity, commodities and any other asset that is deemed suitable for the charity. Access to these asset classes could be achieved directly or via collective investment vehicles such as unit or investment trusts.

The Trustees seek to agree a suitable asset allocation strategy with the investment managers, which is set with the aim to achieve the overall charity's investment objectives outlined above. This strategy would reflect the RBC Brewin Dolphin Risk Category 5; with the objective of obtaining a balance between income and capital growth to achieve the best overall return. RBC Brewin Dolphin's Risk Category 5 is described as Low to Moderate Investment Risk as outlined in their 'Guide to our risk categories for charities'.

The base currency of the charity's operations and liabilities is pounds sterling and therefore the majority of the investment portfolio should be based in sterling. Investments may be made in non-sterling assets but should not exceed more than half of the total investment portfolio unless Brewin Dolphin considers that diversification away from sterling is in the best interests of the charity. Where hedging is used by unit and investment trust managers and the price of the asset is based in sterling, this will be considered a sterling based asset.

The trustees continue to appoint RBC Brewin Dolphin to manage their investments and the portfolio was reviewed within the year.

Trustees may also choose to deposit funds into deposit accounts or fixed income savings products, these must be subject to:

- The deposit or savings products should be covered by the Financial Services Compensation Scheme (FSCS).
- The agreed value of the deposit should not exceed the FSCS compensation limit of £85,000. The Executive Board may approve a deposit above £85,000 after assessing the risk from sums not being covered against the potential return.
- Any deposits should be only where appropriate, given the charity's liquidity requirements and overall financial position.
- The fixed term or duration of any deposit up to two years can be agreed by the F&M Committee. Any term above two years must be authorised by the Executive Board.
  - Any early termination consequences must be communicated to the F&M Committee.

All investments should be made after considering any ethical issues which could conflict with the charity's purpose or cause reputational risk.

This investments policy, alongside the performance of investments, will be monitored by the Trustee Board annually.

# All Age Carers Centre Service Stats 2024-2025

We provide support for Unpaid Carers in Telford and Wrekin. We can register Carers as young as 5, and have dedicated teams to support both our Young and Adult carers. Individuals can self refer or be referred into our service by other organisations.

Our service offers:

- Information Advice and Guidance
- A dedicated Carers Centre phone line offering free, confidential information, advice and guidance manned Mon-Fri 9-4:30pm with answerphone available for out of hours,
- Email contact: [admin@telfordcarers.org.uk](mailto:admin@telfordcarers.org.uk) & [info.youngcarers@telfordcarers.org.uk](mailto:info.youngcarers@telfordcarers.org.uk)
- Informative website: [www.telfordcarers.org.uk](http://www.telfordcarers.org.uk)
- Facebook page
- Quarterly newsletter
- Signposting/connecting Carers to other support agencies, activities and information sources where appropriate. This includes referring individuals to Adult social care services for Carer assessments

## This year we....

- Completed a Data cleanse of our systems. This meant calling every single Carer on our Database to check current Carer status, update details and offer support if needed.
- We also worked hard to re-establish the Carers Partnership Board on behalf of the local authority and have chaired 3 very successful meetings which were well attended by partner organisations and had Unpaid Carer representation.
- Re- Launched our inbetweeners group which supports Unpaid Carers aged 16-25
- Opened two new Carers community hubs based in Newport and Randlay with monthly meetings
- Launched our Carers E-Newsletter following feedback through the Data Cleanse Operation.

Number of contacts  
made



218 referrals



Number of  
Activities  
Planned

87



Number of  
Outreach  
engagement

190





# CASE STUDY



A Gentleman came into the Independent Living Centre whilst the Carers team were manning the front desk, stating that he had bought his mother in for an assessment, and she was waiting in the car for us to assist her into the building. I asked what sort of assistance he meant as we don't provide help in that way, and he stated that he had explained at the time of booking that his mother would require assistance into the building by use of a wheelchair and was assured this would be available. He was getting quite agitated at this point, saying how could we do assessment on elderly people if they aren't even able to access the building.

I spoke with the worker who was due to do the assessment to check that no prior arrangements had been made. He confirmed that we don't provide that sort of assistance at which point the gentleman became very annoyed saying he had taken time off and travelled from Leicester to bring his mum and was told we would be able to assist her with a wheelchair to get into the building. The worker said it was not possible for us to provide a wheelchair as we don't have one onsite, at which point I suggested we could ask the shop mobility service based at Telford Town Centre if they would have a wheelchair available. I explained to the gentleman that he would have to transfer and push his mother as we wouldn't be allowed to assist and that there may be a minimal charge for the hire of the wheelchair. He was happy with this, so I called over to the shop mobility explaining who I was, and the situation and they said they had a wheelchair available.

The gentleman said he wasn't sure how to get there and was concerned about his mother who was still waiting in the car. I offered to walk him over and said he could stop by the car on the way so he could explain the situation to his mother. On the way to the shop mobility, he was still rather upset about the whole ordeal but I apologised and said that there had been a miscommunication somewhere and it would be investigated to ensure to didn't happen again. He was happy with this, and we got the wheelchair, and his mother was able to have her assessment in the ILC, the Shop Mobility also didn't charge him for the hire of the chair.

I think this is a good example of partners working together to find solutions for people in difficult situations. There had obviously been a miscommunication, but we were able to resolve the issue and the Cared for was able to successfully have their assessment and no complaints were made. The situation could have easily escalated as the gentleman was quite frustrated and understandably just wanted the best for his Mother.



# Young Carers Service Stats 2024-2025

Our service supports Young Carers ages 5-18, with the Inbetweeners service for 16-25's, to ease transitioning into the Adult Carers service. We support Young Carers to build their confidence, resilience, and reduce isolation through our Youth Clubs, holiday activities, groups and workshops with a compassionate approach. This is their space to have respite and build friendships, to help them feel heard and valued as young people with caring roles.

Our service also aims to advocate for the experiences of Young Carers by raising awareness and understanding in the community. Across the UK, 72% of schools recorded having no Young Carers, and 1 in 3 struggle to balance caring with education (School Census 2024). Our service is dedicated to increasing this awareness so Young Carers are more visible and able to access support that ensures they can equally access education as well as having caring roles.

This year, we have seen an increase in referrals coming from a wider variety schools, particularly Primary Schools. We have also seen an increase in the number of referrals and Young Carers who are Home Educated.

## This year we....

- Delivered free training to local schools and organisations to raise awareness of who Young Carers are, challenges they may face, and how to identify & support them.
- Created a Homeschool Wellbeing Group to support Home Educated Young Carers.
- Created Young Carer Passports to support Young Carers in schools with their caring roles.
- Created posters with Young Carers as part of Young Carers Action Day to raise awareness about Young Carers in Telford and how to access our service for support.

Number of contacts made



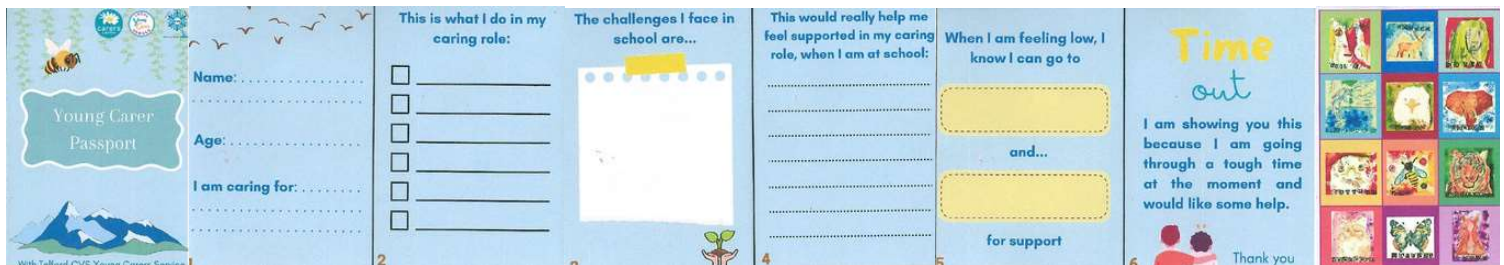
182 referrals



78 Activities Planned



245 Outreach Engagements



Young Carers Passport - 'Nature' themed



# CASE STUDY

## Case study 1:

Recently started to work with a 11-year-old Young Carer AC, who struggles with social anxiety, which escalates at any new and unfamiliar situations and unknow people. This young carer has been with us since 2018 but disengaged in between due to her special need. Earlier this year following up an email where parent wants the child to get reengage with our services I have booked for one to one. This child is a quite girl, isolated as she does not like social groups and gathering. Encouraged her to come to our youth clubs. Initial few sessions one to one support was provided at the youth club. She is reluctant to sit together with other children at the art and crafts table. AC loves and origami is one of her favourites. AC did not feel confidence to participate with any of the activities that has been planned at our Youth Cub for a while. Always likes to sit separately, little further away from the group. Recently a positive change has been noticed. She started to engage with the activities, sat together with other children. AC has participated in making fortune taller and was more relaxed and confident within the youth club environment overall. It is good to see the slightest development in her and rapture she is developing with the staff.

## Case study 2:

In April, I began working with a 15-year-old boy who is caring primarily for his Mum. At the time of the assessment, he was quite isolated from others his age as most of his friends were online, meeting through gaming websites. He also has low moods and anxiety, particularly with meeting new people and going to new places that also impacts his school experience, increasing feelings of isolation. Since then, he has been engaging with Youth Clubs regularly and has come to our half-term trip to the Sky Reach high ropes course.

In his first session, he mentioned he'd never come to something like Youth Club before and appeared hesitant to engage with others. Over the months he has been attending, it is evident to see his growth in confidence with both the other young people and staff. He has opened up more in conversations, talking through some difficulties he faces particularly with school and its emotional impact. He has since secured work experience in a place he really enjoyed that increased his motivation for the future. He has also forged a strong bond with another Young Carer who felt similar anxieties about starting Youth Club. They frequently play pool together and invite others to play with them. Their friendship goes beyond Youth Clubs, as they have each other's phone numbers and said they will often text one another between sessions. This shows his support network has grown, finding friends who understand what he is going through that inevitably reduces isolation.



# SENDIASS Service Stats 2024-2025

Telford and Wrekin SENDIASS is a statutory service providing an impartial, confidential information, advice and support service for parents carers children and young people 0-25 years with SEND to increase their confidence, knowledge and understanding on a wide range of SEND processes and enable them to participate fully, make informed decisions, express their views, wishes and feelings. SENDIASS ensures that the service is promoted amongst families, professionals, and the community to provide reach to as many families as possible within Telford and Wrekin.

Telford SENDIASS adheres to the National IASS Minimum Quality Standards and has an Advisory Group to support the structure, governance and development of the Service. This year we have seen an increase in the applications for EHC Needs Assessments and parent carers needing our support for appeals and tribunals.

## This year we....

- Are developing our resources to help support more parent carers at tribunal
- We have deepened our relationships with schools to help support their families with SEN support in schools.

Number of contacts made



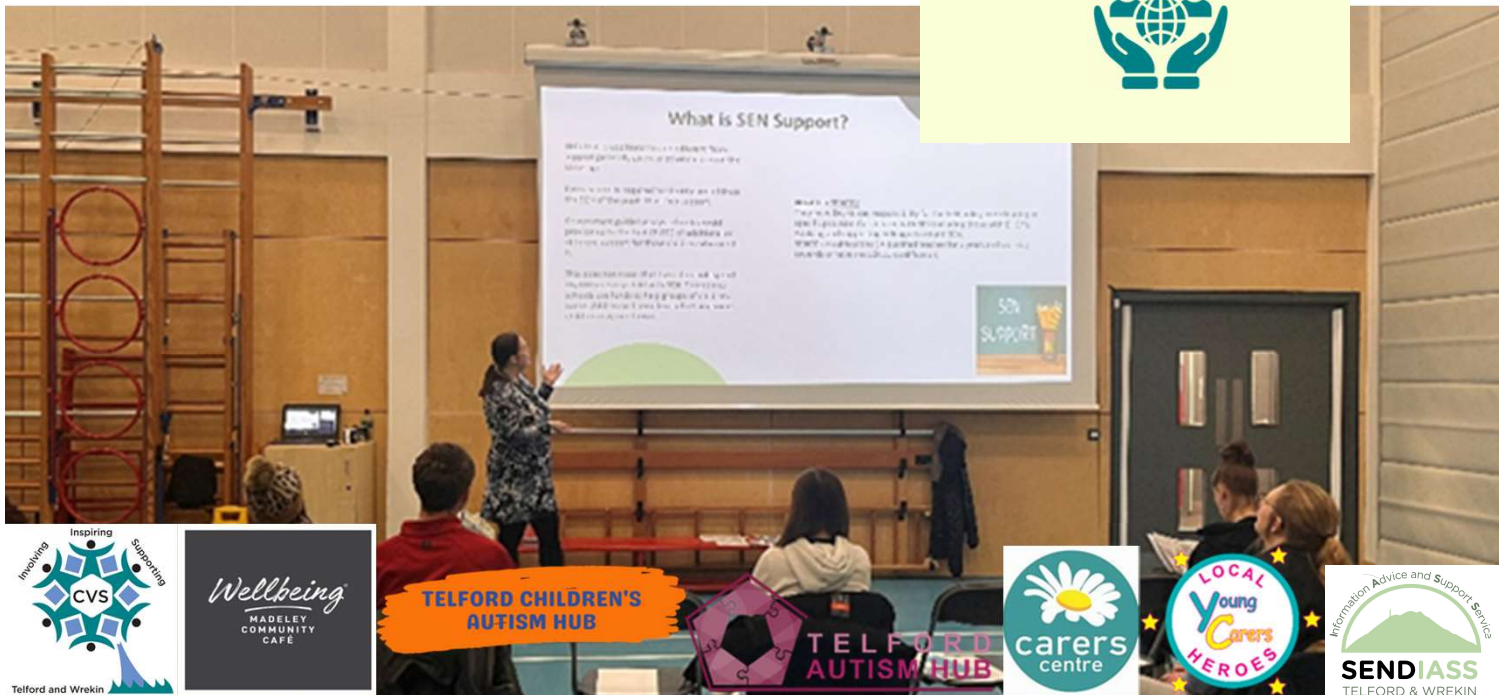
444 Referrals



121 Activities Planned:



632 people met





# CASE STUDY

The parent had been receiving information, advice, and support from SENDIASS for over a year. The young person had been out of formal education for several years and had spent some time in an alternative provision. Due to heightened anxiety in large, noisy environments, the young person was unable to access a mainstream school. Following an annual review, the parent chose to appeal the decision to name a mainstream setting in their EHCP. However, due to the high demand for the tribunal service, the hearing date was set for a year later.

During this waiting period, I maintained regular contact with the parents, reaching out when necessary to answer any questions. I also assisted them in completing forms, as the parent had a learning need. The local authority (LA) consulted with several schools, but each time the settings advised they could not meet the young person's needs. This information was relayed to the parents and shared with the young person, which negatively impacted their confidence and well-being. The parents expressed to me that these ongoing rejections were causing the young person significant distress. As a result, the young person became reluctant to attend the alternative provision. The LA then provided a tutor, and over time, the young person developed a strong, trusting relationship with this tutor.

With the hearing approaching in just two weeks, the parents contacted me to express that they no longer wanted to pursue the appeal for a school placement. They shared that the emotional toll of trying to return to a school environment had been difficult, especially since every school decided they couldn't meet the young person needs. Instead, they wished to focus on post-16 education options, such as college or other opportunities, while continuing the successful tutoring that had been beneficial for the young person.

I was able to advise the parents on the various options available to them if they decided to withdraw from the appeal, including the request for Education Other Than at School (EOTAS). They felt this would be the best option which was working exceptionally well for them as a family and most importantly the young person.

Although my day was already planned and included several calls, I recognised the urgent nature of this request and prioritised it and rearranged my planned work. I emailed two SEND officers to request an urgent phone call to discuss the parent's request. I was contacted almost immediately and managed to convey the wishes of the parents and the young person.

The SEND officer informed me that she would escalate this request and aim to get a response as quickly as possible. Within an hour, a response was received: the LA agreed to the parents' request.

While there were still formalities to complete i.e. parties' agreement etc. I was able to share this positive news with the parents. They were extremely happy, and they felt the stress of searching for a school fall away. They believed this was the best possible outcome for the young person. This case study demonstrates the flexibility and responsiveness work required of a case worker and the importance of effective communication with the LA SEND team



# Telford Autism Hub Service Stats 2024-2025

The Autism Hub provides information, advice, and guidance to adults in the Telford and Wrekin area who are either awaiting an autism assessment or have received an Autism Spectrum Condition diagnosis. The Hub is responsible for processing both self-referrals and professional referrals, as well as managing the waiting list.

Key responsibilities include:

- Handling enquiries via the Autism Hub telephone line and providing front-of-house support.
- Delivering a rolling three-month programme, which includes Information, Advice and Guidance (IAG) drop-ins, weekly activities, and community events.
- Working in close partnership with local services—particularly Autism West Midlands and Midlands Partnership Foundation Trust (MPFT)—to ensure the best possible outcomes for individuals accessing the service.

## This year we....

- **Significantly improved the offer at the drop in responding to the trends our Service Users present. We work in partnership with other LA,NHS and VCSE to cater for the needs of our beneficiaries.**
- **Our weekly offer varies to cover all areas of wellbeing: IAG, physical activity and social**
- **We have strived to improve the acceptance in universal settings through our Autism Champion training.**

**Number of contacts made**  
1572

**Number of ASD referrals**  
43

**Number of Activities Planned**  
46

**Number of Outreach engagement**  
36



# CASE STUDY

Client A, diagnosed with autism, learning difficulties, and mental health challenges, is an adult who has regularly attended the Adult Autism Hub's weekly activities and monthly drop-ins for support.

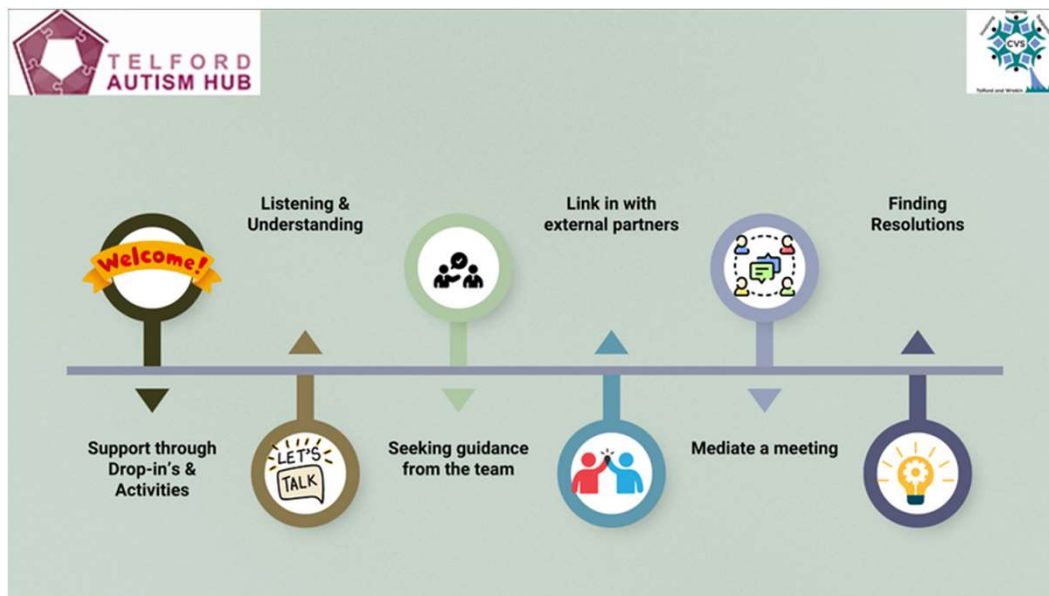
Client A has often indicated a desire to move from his current residence into supportive accommodation to receive consistent assistance from a support worker. On a recent wellness walk centred on social activity, Client A reported experiencing challenges at home and dissatisfaction with professional support. He expressed concerns about two Council employees, one being his Social Worker and stated that he believed they had not been truthful. Client A also communicated uncertainty about managing his anger around one of the workers and expressed apprehension regarding self-control in their presence.

His feelings were acknowledged, and it was clarified that violent behaviour is not permitted. The importance of personal responsibility and potential consequences were discussed. Due to his emotional state, Client A indicated he would not attend the upcoming Adult Autism Hub Drop-in session because the Council Worker would be present.

After returning to the office, the situation was described to management, who contacted the Council to notify them of the concerns raised for staff safety. Management and staff implemented a plan for Client A's possible attendance at the drop-in, which involved addressing him prior to entry, setting behavioural expectations and boundaries.

On the day of the drop-in, Client A arrived early. Staff informed management and followed their established plan by meeting with Client A in the management office. His concerns were acknowledged, and it was reiterated what behaviours were expected within the premises. It was explained to Client A that inappropriate conduct would result in removal from the building. Staff also communicated to Client A that the Council worker would be informed of his wish to speak and that staff would be present during the conversation.

During the subsequent meeting, Client A expressed his perspective and described feeling disappointed by the Council worker. When necessary, explanations were provided in accessible language to ensure understanding between both parties. The meeting concluded with Client A gaining clarity about the Council worker's role and next steps, including regular updates regarding his case, regardless of whether progress had occurred. Both parties expressed appreciation for the support provided during the discussion.



# Telford Children's Autism Hub

## Service Stats 2024-2025

Our service supports children and young people aged 0-18 with autism, empowering them to lead active lives by celebrating their unique strengths. We are committed to reinforcing parental confidence and knowledge to help children flourish. We provide a meaningful service to the whole of Telford & Wrekin. Our impact spans the localities of Wrekin, Lakeside South, Hadley Castle and Newport.

Telford Children's Autism Hub is a relatively new offer in Telford and Wrekin. We have identified the increase of children awaiting an assessment require support and therefore the service specification has transformed to make this improvement. The whole family approach is a holistic delivery which aims to unite families.

### This year we have:

- Launched a pre-diagnosis offer to families
- Strengthened relationships with the diagnostic provider and now work in the same office space for part of the week
- Increased the variety of planned activities including the introduction of our Chess Club

Number of contacts made



193 Referrals



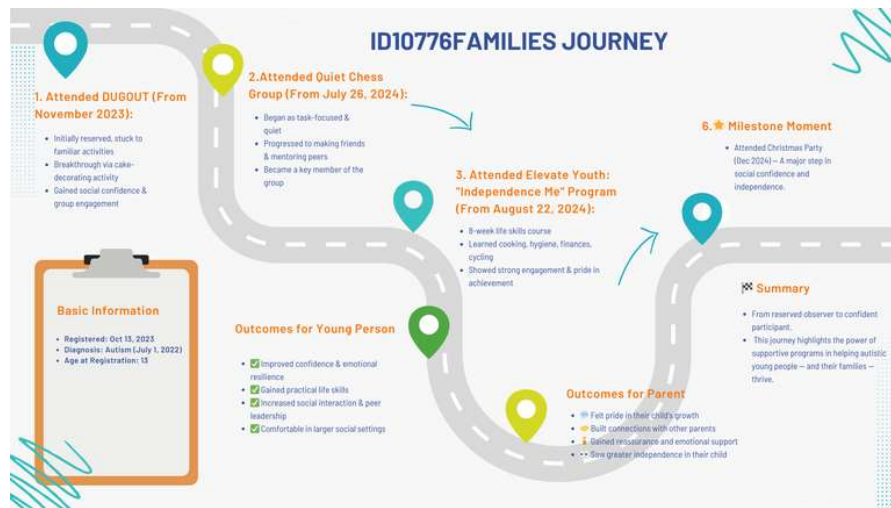
67 Activities Planned



41 Outreach engagements



# CASE STUDY



Age at Registration: 13 years

## Overview

Following a diagnosis of autism in July 2022, this young person was registered with the organisation in October 2023 at the age of 13. From initial observations, they presented as reserved and hesitant in social environments, largely relying on their parent as a source of comfort and primary interaction.

Since joining the organisation, the young person has been actively involved in three core programs: DUGOUT, Quiet Chess Group, and Elevate Youth, each contributing uniquely to their personal development, social integration, and skill acquisition.

In November 2023, the young person attended DUGOUT for the first time. Initially, they were quiet and cautious in the new environment, choosing to stay close to their parent and participating only in games such as pool and board games. A major turning point came during a cake-decorating activity, where, for the first time, they chose to sit with others, fully engaging in both the creative process and the joy of working alongside peers. This marked a shift in their comfort level, and since then, they have increasingly taken part in group activities and shown a willingness to engage in conversations with staff when encouraged. Their confidence in social settings has noticeably improved, and they now appear more relaxed and open within the DUGOUT environment. For the parent, witnessing their child's newfound comfort and interaction brought both pride and reassurance.

The Quiet Chess Group, launched on 26th July 2024, provided another opportunity for growth. At first, the young person was task-oriented, focusing entirely on the game of chess with little social interaction. Over time, however, the nature of the sessions evolved from purely competitive to social and collaborative. They began to interact more with their peers, sharing jokes, banter, and building friendships based on a shared interest in chess. Their confidence grew, and they began helping new members settle in by sharing strategies and offering encouragement. They became an integral part of the group – a role model and a friend. Meanwhile, the parent benefited from the opportunity to connect with other parents during the sessions, creating a supportive space to share lived experiences and advice while their child enjoyed the chess sessions.

On 22nd August 2024, the young person also began attending Elevate Youth, joining the "Independence Me" program – an eight-week course designed to support autistic young people in building essential life skills and combating social isolation. Funded by Make a Change, the program covered practical areas such as cooking, completing a food safety course, personal hygiene and sexual health education, financial literacy, career planning, and cycling. They took part in all sessions with growing enthusiasm and showed a strong willingness to learn and engage. These sessions provided them with not only practical skills but also a sense of achievement and self-worth.

In December 2024, they attended the organisation's all-age Christmas party, a sign of their increased confidence in larger social gatherings. The parent expressed immense pride in their child's growing independence and found reassurance in their ability to navigate everyday challenges more confidently.

Since registration, this young person has shown significant and inspiring development. From initial hesitance and social withdrawal to becoming an engaged, social, and increasingly independent individual, their journey highlights the positive impact of a supportive and inclusive environment. They have made visible progress emotionally, socially, and practically. Emotionally, they are more confident and resilient. Socially, they have moved from reserved observation to active participation and even leadership among peers. Practically, they have gained valuable life skills that will support their journey into adulthood.

# Wellbeing Community Cafe Service Stats 2024-2025

Wellbeing Madeley's Community Café continues to be a vital not-for-profit space at the heart of the community, offering a warm and welcoming environment for all. A key focus is reducing social isolation by providing a safe, inclusive setting where people feel heard, valued, and supported. All of our Café Coordinators are trained Autism Champions, with specialist knowledge in neurodiversity and the skills to respond thoughtfully to a wide range of needs. They are also confident in signposting individuals to appropriate services, ensuring visitors can access further support if needed. For many, simply having a chat in a relaxed, understanding space makes a meaningful difference to their wellbeing.

## This year...

- A particularly significant milestone was reached on Monday, 9th December, when the café achieved its highest-ever daily sales, totalling £261.60.
- This record-breaking day not only highlighted the strong community response to our offerings but also demonstrated the café's potential as a sustainable social enterprise.
- The success of both the menu and sales performance reflects the café's growing role as a trusted and valued space within the community—providing good food, affordable choices, and a welcoming environment for all.

### Number of Transactions



### Externally Catered For



### Amount of Pay it Forward



### Number of Activities





# CAFE CASE STUDY

Over the last quarter, the Pay It Forward scheme has been utilised by numerous individuals, each with their own story of hardship. A particularly moving example occurred in early April when two homeless individuals, living in a tent, visited the café for support. They were welcomed with hot meals—one of their first proper meals in months.

The female guest was also able to make use of the café’s free sanitary products and personal hygiene options available in the toilets. She washed her hair and left saying she felt like a "new woman." Both individuals departed not only with full stomachs but also with renewed spirits, having taken part in the café’s book swap before leaving.

This story is just one of many that highlight the essential nature of the Pay It Forward scheme and the café’s wider commitment to supporting vulnerable members of the community in a non-judgmental, welcoming environment.



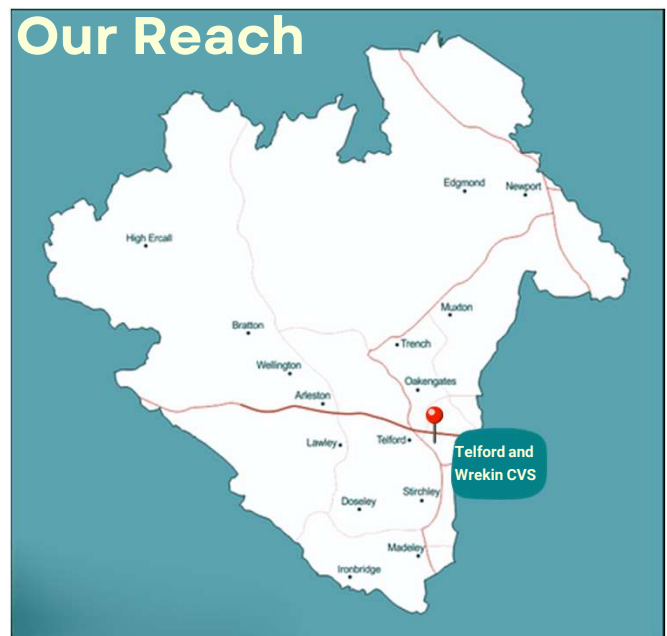


# Wellbeing Independence Partnership

The Wellbeing Independence Partnership is an Information, Advice and Guidance service which supports all residents across the Telford and Wrekin locality. Telford and Wrekin CVS deliver this as part of a consortium with two other charities: Taking Part and Age UK. This is a First Point Of Contact offer supporting the statutory Adult Social Care services to focus on their delivery.

There have been over 4000 First Point Of Contact (FPOC) phone calls answered this year. Each one of these have involved listening, supporting and signposting the caller to ensure the outcome appropriately meets their needs.

Where complexities have been identified FPOC staff have provided a tiered approach. Referring into Taking Part for enquiries relevant to under 65's and for those over 65 Age UK have supported the Tier 2 offer.



# Plans for the Future

Looking forward to the opportunities ahead of them over the next 12-15 months, TWCVS will:

- Develop and launch a 3 year strategy for TWCVS
- Ensure we continue to learn and listen to the voices of our beneficiaries
- Build on the staff engagement offer initiating a track record of 'You Said We Did' to retain and develop our flourishing workforce
- Implement an effective All Age Autism Hub
- Liaise with Commissioners and stakeholders in preparation for the upcoming tenders which affect existing services.
- Ensure we continue to learn and listen to the voices of our beneficiaries
- Collaborating with the sector to understand need with a commitment to secure joint funding to deliver projects
- Explore longer term income streams for our Community Café
- Recognising the challenge for recruiting Board Members therefore strengthening the current Board to remain resilient and increase retention on the TWCVS Executive Board.
- Champion the role and value of the VCSE sector to influence local strategy, policy, and decision-making at all levels
- Embrace the challenge of sustainability and work creatively to co-produce solutions with businesses, funders and other VCSE organisations.
- Add value to our Services to ensure they are succeeding for our beneficiaries

Members at the AGM on 2<sup>nd</sup> April 2025 approved the appointment of D.R.E & Co. (Audit) Limited.



### STATEMENT OF TRUSTEES' RESPONSIBILITIES

The trustees (who are also the directors of Telford and Wrekin Council for Voluntary Service for the purposes of company law) are responsible for preparing the Report of the Trustees and the financial statements in accordance with applicable law and United Kingdom Accounting Standards (United Kingdom Generally Accepted Accounting Practice).

Company law requires the trustees to prepare financial statements for each financial year which give a true and fair view of the state of affairs of the charitable company and of the incoming resources and application of resources, including the income and expenditure, of the charitable company for that period. In preparing those financial statements, the trustees are required to

- Select suitable accounting policies and then apply them consistently
- Observe the methods and principles in the Charity SORP;
- Make judgements and estimates that are reasonable and prudent;
- Prepare the financial statements on the going concern basis unless it is inappropriate to presume that the charitable company will continue in business

The trustees are responsible for keeping proper accounting records which disclose with reasonable accuracy at any time the financial position of the charitable company and to enable them to ensure that the financial statements comply with the Companies Act 2006. They are also responsible for safeguarding the assets of the charitable company and hence for taking reasonable steps for the prevention and detection of fraud and other irregularities.

In so far as the trustees are aware:

- There is no relevant audit information of which the charitable company's auditors are unaware; and
- The trustees have taken all steps that they ought to have taken to make themselves aware of any relevant audit information and to establish that the auditors are aware of that information.

### AUDITORS

The auditors, D.R.E. & Co. (Audit) Limited, will be proposed for re-appointment at the forthcoming Annual General Meeting.

Approved by order of the board of trustees on 08/09/2025  
and signed on its behalf by:

  
.....  
V Brissett - Trustee



**REPORT OF THE INDEPENDENT AUDITORS TO THE TRUSTEES OF  
TELFORD AND WREKIN COUNCIL FOR VOLUNTARY  
SERVICE**

**Opinion**

We have audited the financial statements of Telford and Wrekin Council for Voluntary Service (the 'charitable company') for the year ended 31 March 2025 which comprise the Statement of Financial Activities, the Balance Sheet, the Cash Flow Statement and notes to the financial statements, including a summary of significant accounting policies. The financial reporting framework that has been applied in their preparation is applicable law and United Kingdom Accounting Standards (United Kingdom Generally Accepted Accounting Practice).

In our opinion the financial statements:

- give a true and fair view of the state of the charitable company's affairs as at 31 March 2025 and of its incoming resources and application of resources, including its income and expenditure, for the year then ended;
- have been properly prepared in accordance with United Kingdom Generally Accepted Accounting Practice; and
- have been prepared in accordance with the requirements of the Companies Act 2006.

**Basis for opinion**

We conducted our audit in accordance with International Standards on Auditing (UK) (ISAs (UK)) and applicable law. Our responsibilities under those standards are further described in the Auditors' responsibilities for the audit of the financial statements section of our report. We are independent of the charitable company in accordance with the ethical requirements that are relevant to our audit of the financial statements in the UK, including the FRC's Ethical Standard, and we have fulfilled our other ethical responsibilities in accordance with these requirements. We believe that the audit evidence we have obtained is sufficient and appropriate to provide a basis for our opinion.

**Conclusions relating to going concern**

In auditing the financial statements, we have concluded that the trustees' use of the going concern basis of accounting in the preparation of the financial statements is appropriate.

Based on the work we have performed, we have not identified any material uncertainties relating to events or conditions that, individually or collectively, may cast significant doubt on the charitable company's ability to continue as a going concern for a period of at least twelve months from when the financial statements are authorised for issue.

Our responsibilities and the responsibilities of the trustees with respect to going concern are described in the relevant sections of this report.

**Other information**

The trustees are responsible for the other information. The other information comprises the information included in the Annual Report, other than the financial statements and our Report of the Independent Auditors thereon.

Our opinion on the financial statements does not cover the other information and, except to the extent otherwise explicitly stated in our report, we do not express any form of assurance conclusion thereon.

In connection with our audit of the financial statements, our responsibility is to read the other information and, in doing so, consider whether the other information is materially inconsistent with the financial statements or our knowledge obtained in the audit or otherwise appears to be materially misstated. If we identify such material inconsistencies or apparent material misstatements, we are required to determine whether this gives rise to a material misstatement in the financial statements themselves. If, based on the work we have performed, we conclude that there is a material misstatement of this other information, we are required to report that fact. We have nothing to report in this regard.

**Matters on which we are required to report by exception**

We have nothing to report in respect of the following matters where the Charities (Accounts and Reports) Regulations 2008 requires us to report to you if, in our opinion:

- the information given in the Report of the Trustees is inconsistent in any material respect with the financial statements; or
- the charitable company has not kept adequate accounting records; or
- the financial statements are not in agreement with the accounting records and returns; or
- we have not received all the information and explanations we require for our audit.

**REPORT OF THE INDEPENDENT AUDITORS TO THE TRUSTEES OF  
TELFORD AND WREKIN COUNCIL FOR VOLUNTARY  
SERVICE**

**Responsibilities of trustees**

As explained more fully in the Statement of Trustees' Responsibilities, the trustees (who are also the directors of the charitable company for the purposes of company law) are responsible for the preparation of the financial statements and for being satisfied that they give a true and fair view, and for such internal control as the trustees determine is necessary to enable the preparation of financial statements that are free from material misstatement, whether due to fraud or error.

In preparing the financial statements, the trustees are responsible for assessing the charitable company's ability to continue as a going concern, disclosing, as applicable, matters related to going concern and using the going concern basis of accounting unless the trustees either intend to liquidate the charitable company or to cease operations, or have no realistic alternative but to do so.

**REPORT OF THE INDEPENDENT AUDITORS TO THE TRUSTEES OF  
TELFORD AND WREKIN COUNCIL FOR VOLUNTARY  
SERVICE**

**Our responsibilities for the audit of the financial statements**

We have been appointed as auditors under Section 144 of the Charities Act 2011 and report in accordance with the Act and relevant regulations made or having effect thereunder.

Our objectives are to obtain reasonable assurance about whether the financial statements as a whole are free from material misstatement, whether due to fraud or error, and to issue a Report of the Independent Auditors that includes our opinion. Reasonable assurance is a high level of assurance, but is not a guarantee that an audit conducted in accordance with ISAs (UK) will always detect a material misstatement when it exists. Misstatements can arise from fraud or error and are considered material if, individually or in the aggregate, they could reasonably be expected to influence the economic decisions of users taken on the basis of these financial statements.

The extent to which our procedures are capable of detecting irregularities, including fraud is detailed below:

- the engagement partner ensured that the engagement team collectively had the appropriate competence, capabilities and skills to identify or recognise non-compliance with applicable laws and regulations;
- we identified the laws and regulations applicable to the company through discussions with directors and other management, and from our commercial knowledge and experience of the care and support sector;
- we focused on specific laws and regulations which we considered may have a direct material effect on the financial statements or the operations of the company, including the Companies Act 2006, Charity SORP (FRS102), employment, environmental and health and safety legislation;
- we assessed the extent of compliance with the laws and regulations identified above through making enquiries of management; and
- identified laws and regulations were communicated within the audit team regularly and the team remained alert to instances of non-compliance throughout the audit.

We assessed the susceptibility of the company's financial statements to material misstatement, including obtaining an understanding of how fraud might occur, by:

- making enquiries of management as to their knowledge of actual, suspected and alleged fraud; and

To address the risk of fraud through management bias and override of controls, we:

- performed analytical procedures to identify any unusual or unexpected relationships;
- tested journal entries to identify unusual transactions;
- investigated the rationale behind significant or unusual transactions.

In response to the risk of irregularities and non-compliance with laws and regulations, we designed procedures which included, but were not limited to:

- agreeing financial statement disclosures to underlying supporting documentation;
- reading the minutes of meetings of those charged with governance;
- enquiring of management as to actual and potential litigation and claims;

**REPORT OF THE INDEPENDENT AUDITORS TO THE TRUSTEES OF  
TELFORD AND WREKIN COUNCIL FOR VOLUNTARY  
SERVICE**

There are inherent limitations in our audit procedures described above. The more removed that laws and regulations are from financial transactions, the less likely it is that we would become aware of non-compliance. Auditing standards also limit the audit procedures required to identify non-compliance with laws and regulations to enquiry of the directors and other management and the inspection of regulatory and legal correspondence, if any.

Material misstatements that arise due to fraud can be harder to detect than those that arise from error as they may involve deliberate concealment or collusion.

A further description of our responsibilities for the audit of the financial statements is located on the Financial Reporting Council's website at [www.frc.org.uk/auditorsresponsibilities](http://www.frc.org.uk/auditorsresponsibilities). This description forms part of our Report of the Independent Auditors.

**Use of our report**

This report is made solely to the charitable company's trustees, as a body, in accordance with Part 4 of the Charities (Accounts and Reports) Regulations 2008. Our audit work has been undertaken so that we might state to the charitable company's trustees those matters we are required to state to them in an auditors' report and for no other purpose. To the fullest extent permitted by law, we do not accept or assume responsibility to anyone other than the charitable company and the charitable company's trustees as a body, for our audit work, for this report, or for the opinions we have formed.

*D.R.E. & Co. (Audit) Ltd.*

D.R.E. & Co. (Audit) Limited  
Eligible to act as an auditor in terms of Section 1212 of the Companies Act 2006  
7 Lower Brook Street  
Oswestry  
Shropshire  
SY11 2HG

8 September 2025

**TELFORD AND WREKIN COUNCIL FOR VOLUNTARY SERVICE**

**STATEMENT OF FINANCIAL ACTIVITIES**  
**FOR THE YEAR ENDED 31 MARCH 2025**

|                                    | Notes | Unrestricted funds<br>£ | Restricted funds<br>£ | Endowment funds<br>£ | 31.3.25<br>Total funds<br>£ | 31.3.24<br>Total funds<br>£ |
|------------------------------------|-------|-------------------------|-----------------------|----------------------|-----------------------------|-----------------------------|
| <b>INCOME AND ENDOWMENTS FROM</b>  |       |                         |                       |                      |                             |                             |
| Contract income                    | 2     | 127,534                 | 775,874               | -                    | 903,408                     | 815,173                     |
| Fundraising activities             | 3     | 9,594                   | 11,600                | -                    | 21,194                      | 17,726                      |
| Investment income                  | 4     | 24,737                  | 4,988                 | 3,081                | 32,806                      | 29,027                      |
| Other income                       | 5     | 3,241                   | 421                   | 438                  | 4,100                       | 4,714                       |
| <b>Total</b>                       |       | <b>165,106</b>          | <b>792,883</b>        | <b>3,519</b>         | <b>961,508</b>              | <b>866,640</b>              |
| <b>EXPENDITURE ON</b>              |       |                         |                       |                      |                             |                             |
| Raising funds                      | 6     | 4,852                   | 1,194                 | 1,418                | 7,464                       | 6,842                       |
| <b>Charitable activities</b>       |       |                         |                       |                      |                             |                             |
| Voluntary services                 | 7     | 160,239                 | 844,384               | -                    | 1,004,623                   | 956,366                     |
| <b>Total</b>                       |       | <b>165,091</b>          | <b>845,578</b>        | <b>1,418</b>         | <b>1,012,087</b>            | <b>963,208</b>              |
| Net gains on investments           |       | 10,708                  | 2,636                 | 3,129                | 16,473                      | 67,822                      |
| <b>NET INCOME/(EXPENDITURE)</b>    |       |                         |                       |                      |                             |                             |
| Transfers between funds            | 19    | 10,723<br>(10,149)      | (50,059)<br>9,711     | 5,230<br>438         | (34,106)<br>-               | (28,746)<br>-               |
| <b>Net movement in funds</b>       |       | <b>574</b>              | <b>(40,348)</b>       | <b>5,668</b>         | <b>(34,106)</b>             | <b>(28,746)</b>             |
| <b>RECONCILIATION OF FUNDS</b>     |       |                         |                       |                      |                             |                             |
| Total funds brought forward        |       | 349,031                 | 530,049               | 269,721              | 1,148,801                   | 1,177,547                   |
| <b>TOTAL FUNDS CARRIED FORWARD</b> |       | <b>349,605</b>          | <b>489,701</b>        | <b>275,389</b>       | <b>1,114,695</b>            | <b>1,148,801</b>            |

The notes form part of these financial statements

**TELFORD AND WREKIN COUNCIL FOR VOLUNTARY SERVICE**

**BALANCE SHEET**  
**31 MARCH 2025**

|                                              | Notes | Unrestricted funds<br>£ | Restricted funds<br>£ | Endowment funds<br>£ | 31.3.25<br>Total funds<br>£ | 31.3.24<br>Total funds<br>£ |
|----------------------------------------------|-------|-------------------------|-----------------------|----------------------|-----------------------------|-----------------------------|
| <b>FIXED ASSETS</b>                          |       |                         |                       |                      |                             |                             |
| Tangible assets                              | 14    | 10,984                  | 1,927                 | -                    | 12,911                      | 16,651                      |
| Investments                                  | 15    | 652,719                 | 27,325                | 324,140              | 1,004,184                   | 1,019,904                   |
|                                              |       | <u>663,703</u>          | <u>29,252</u>         | <u>324,140</u>       | <u>1,017,095</u>            | <u>1,036,555</u>            |
| <b>CURRENT ASSETS</b>                        |       |                         |                       |                      |                             |                             |
| Debtors                                      | 16    | 30,172                  | 292                   | 347                  | 30,811                      | 20,748                      |
| Cash at bank and in hand                     |       | (243,645)               | 460,156               | (49,098)             | 167,413                     | 243,029                     |
|                                              |       | <u>(213,473)</u>        | <u>460,448</u>        | <u>(48,751)</u>      | <u>198,224</u>              | <u>263,777</u>              |
| <b>CREDITORS</b>                             |       |                         |                       |                      |                             |                             |
| Amounts falling due within one year          | 17    | (94,911)                | -                     | -                    | (94,911)                    | (149,059)                   |
|                                              |       | <u>(308,384)</u>        | <u>460,448</u>        | <u>(48,751)</u>      | <u>103,313</u>              | <u>114,718</u>              |
| <b>NET CURRENT ASSETS</b>                    |       |                         |                       |                      |                             |                             |
|                                              |       | <u>(308,384)</u>        | <u>460,448</u>        | <u>(48,751)</u>      | <u>103,313</u>              | <u>114,718</u>              |
| <b>TOTAL ASSETS LESS CURRENT LIABILITIES</b> |       |                         |                       |                      |                             |                             |
|                                              |       | <u>355,319</u>          | <u>489,700</u>        | <u>275,389</u>       | <u>1,120,408</u>            | <u>1,151,273</u>            |
| <b>PENSION LIABILITY</b>                     |       |                         |                       |                      |                             |                             |
|                                              | 20    | (5,713)                 | -                     | -                    | (5,713)                     | (2,472)                     |
|                                              |       | <u>(5,713)</u>          | <u>-</u>              | <u>-</u>             | <u>(5,713)</u>              | <u>(2,472)</u>              |
| <b>NET ASSETS</b>                            |       |                         |                       |                      |                             |                             |
|                                              |       | <u>349,606</u>          | <u>489,700</u>        | <u>275,389</u>       | <u>1,114,695</u>            | <u>1,148,801</u>            |
| <b>FUNDS</b>                                 |       |                         |                       |                      |                             |                             |
| Unrestricted funds                           | 19    |                         |                       |                      | 349,606                     | 349,031                     |
| Restricted funds                             |       |                         |                       |                      | 489,700                     | 530,049                     |
| Endowment funds                              |       |                         |                       |                      | 275,389                     | 269,721                     |
|                                              |       |                         |                       |                      | <u>1,114,695</u>            | <u>1,148,801</u>            |
| <b>TOTAL FUNDS</b>                           |       |                         |                       |                      |                             |                             |
|                                              |       |                         |                       |                      | <u>1,114,695</u>            | <u>1,148,801</u>            |

The charitable company is entitled to exemption from audit under Section 477 of the Companies Act 2006 for the year ended 31 March 2025.

The members have not deposited notice, pursuant to Section 476 of the Companies Act 2006 requiring an audit of these financial statements.

The trustees acknowledge their responsibilities for

- ensuring that the charitable company keeps accounting records that comply with Sections 386 and 387 of the Companies Act 2006 and
- preparing financial statements which give a true and fair view of the state of affairs of the charitable company as at the end of each financial year and of its surplus or deficit for each financial year in accordance with the requirements of Sections 394 and 395 and which otherwise comply with the requirements of the Companies Act 2006 relating to financial statements, so far as applicable to the charitable company.

These financial statements have been audited under the requirements of Section 145 of the Charities Act 2011.

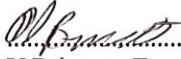
The notes form part of these financial statements

**TELFORD AND WREKIN COUNCIL FOR VOLUNTARY SERVICE**

**BALANCE SHEET - continued**  
**31 MARCH 2025**

These financial statements have been prepared in accordance with the provisions applicable to charitable companies subject to the small companies regime.

The financial statements were approved by the Board of Trustees and authorised for issue on 08/09/2025 and were signed on its behalf by:

  
.....  
V Brissett - Trustee

**TELFORD AND WREKIN COUNCIL FOR VOLUNTARY SERVICE**

**CASH FLOW STATEMENT**  
**FOR THE YEAR ENDED 31 MARCH 2025**

|                                                                           | Notes | 31.3.25<br>£          | 31.3.24<br>£          |
|---------------------------------------------------------------------------|-------|-----------------------|-----------------------|
| <b>Cash flows from operating activities</b>                               |       |                       |                       |
| Cash generated from operations                                            | 1     | (135,571)             | (61,509)              |
| Finance costs paid                                                        |       | (5,661)               | -                     |
| Net cash used in operating activities                                     |       | <u>(141,232)</u>      | <u>(61,509)</u>       |
| <b>Cash flows from investing activities</b>                               |       |                       |                       |
| Purchase of tangible fixed assets                                         |       | (1,485)               | (1,037)               |
| Purchase of fixed asset investments                                       |       | (149,730)             | (257,431)             |
| Sale of fixed asset investments                                           |       | 181,924               | 228,218               |
| Interest received                                                         |       | 32,806                | 29,027                |
| Net cash provided by/(used in) investing activities                       |       | <u>63,515</u>         | <u>(1,223)</u>        |
| <b>Cash flows from financing activities</b>                               |       |                       |                       |
| Income attributable to endowment                                          |       | 3,519                 | 5,331                 |
| Expenditure attributable to endowment                                     |       | (1,418)               | (1,300)               |
| Net cash provided by financing activities                                 |       | <u>2,101</u>          | <u>4,031</u>          |
| <b>Change in cash and cash equivalents in the reporting period</b>        |       |                       |                       |
|                                                                           |       | <u>(75,616)</u>       | <u>(58,701)</u>       |
| <b>Cash and cash equivalents at the beginning of the reporting period</b> |       | <u>243,029</u>        | <u>301,730</u>        |
| <b>Cash and cash equivalents at the end of the reporting period</b>       |       | <u><u>167,413</u></u> | <u><u>243,029</u></u> |

The notes form part of these financial statements

**TELFORD AND WREKIN COUNCIL FOR VOLUNTARY SERVICE**

**NOTES TO THE CASH FLOW STATEMENT FOR THE YEAR ENDED 31 MARCH 2025**

**1. RECONCILIATION OF NET EXPENDITURE TO NET CASH FLOW FROM OPERATING ACTIVITIES**

|                                                                                                | <b>31.3.25</b>          | 31.3.24                |
|------------------------------------------------------------------------------------------------|-------------------------|------------------------|
|                                                                                                | £                       | £                      |
| <b>Net expenditure for the reporting period (as per the Statement of Financial Activities)</b> | <b>(34,106)</b>         | (28,746)               |
| <b>Adjustments for:</b>                                                                        |                         |                        |
| Depreciation charges                                                                           | 5,225                   | 6,530                  |
| Gain on investments                                                                            | <b>(16,473)</b>         | (67,822)               |
| Interest received                                                                              | <b>(32,806)</b>         | (29,027)               |
| Finance costs                                                                                  | <b>5,661</b>            | -                      |
| Income attributable to endowment                                                               | <b>(3,519)</b>          | (5,331)                |
| Expenditure attributable to endowment                                                          | <b>1,418</b>            | 1,300                  |
| Movement in pension liability                                                                  | <b>3,241</b>            | (2,821)                |
| (Increase)/decrease in debtors                                                                 | <b>(10,063)</b>         | 19,064                 |
| (Decrease)/increase in creditors                                                               | <b>(54,149)</b>         | 45,344                 |
| <b>Net cash used in operations</b>                                                             | <b><u>(135,571)</u></b> | <b><u>(61,509)</u></b> |

**2. ANALYSIS OF CHANGES IN NET FUNDS**

|                          | At 1.4.24             | Cash flow              | At 31.3.25            |
|--------------------------|-----------------------|------------------------|-----------------------|
|                          | £                     | £                      | £                     |
| <b>Net cash</b>          |                       |                        |                       |
| Cash at bank and in hand | <b>243,029</b>        | <b>(75,616)</b>        | <b>167,413</b>        |
|                          | <b><u>243,029</u></b> | <b><u>(75,616)</u></b> | <b><u>167,413</u></b> |
| <b>Total</b>             | <b><u>243,029</u></b> | <b><u>(75,616)</u></b> | <b><u>167,413</u></b> |

**TELFORD AND WREKIN COUNCIL FOR VOLUNTARY SERVICE**

**NOTES TO THE FINANCIAL STATEMENTS FOR THE YEAR ENDED 31 MARCH 2025**

**1. ACCOUNTING POLICIES**

**Basis of preparing the financial statements**

The financial statements of the charitable company, which is a public benefit entity under FRS 102, have been prepared in accordance with the Charities SORP (FRS 102) 'Accounting and Reporting by Charities: Statement of Recommended Practice applicable to charities preparing their accounts in accordance with the Financial Reporting Standard applicable in the UK and Republic of Ireland (FRS 102) (effective 1 January 2019)', Financial Reporting Standard 102 'The Financial Reporting Standard applicable in the UK and Republic of Ireland' and the Companies Act 2006. The financial statements have been prepared under the historical cost convention with the exception of investments which are included at market value.

The financial statements are for the individual entity only.

The financial statements are presented in Sterling (£), rounded to the nearest £1.

**Company status**

The charity is a company limited by guarantee. The members of the company are the Trustees named on page 1. In the event of the charity being wound up, the liability in respect of the guarantee is limited to £1 per member of the charity.

**Income**

All income is recognised in the Statement of Financial Activities once the charity has entitlement to the funds, it is probable that the income will be received and the amount can be measured reliably.

Income from government and other grants, whether 'capital' grants or 'revenue' grants is recognised when the charity has entitlement to the funds, and performance conditions attached to the grants have been met, it is probable that the income will be received and the amount can be measured reliably.

**Expenditure**

Liabilities are recognised as expenditure as soon as there is a legal or constructive obligation committing the charity to that expenditure, it is probable that a transfer of economic benefits will be required in settlement and the amount of the obligation can be measured reliably. Expenditure is accounted for on an accruals basis and has been classified under headings that aggregate all cost related to the category. Where costs cannot be directly attributed to particular headings they have been allocated to activities on a basis consistent with the use of resources.

Grants payable are charged in the year when the offer is made except in those where the offer is conditional, such grants being recognised as expenditure when the conditions attaching are fulfilled. Grants offered subject to conditions which have not been met at the year end are noted as a commitment, but not accrued as expenditure.

**Allocation and apportionment of costs**

Invoiced costs and staff time are directly allocated to the fund to which they relate.

Management time is recharged on a pro rata basis based on the levels of staff costs attributed to each fund.

**Fixed assets**

Tangible assets are stated at cost (or deemed cost) less accumulated depreciation and accumulated impairment losses. Cost includes the original purchase price, costs directly attributable to bringing the asset to its working condition for its intended use, dismantling and restoration costs and borrowing costs capitalised.

Depreciation is provided at the following annual rates in order to write off each asset over its estimated useful life or, if held under a finance lease, over the lease term, whichever is shorter:

|                       |                      |               |
|-----------------------|----------------------|---------------|
| Office equipment      | - 10%, 33% and 37.5% | straight line |
| Fixtures and fittings | - 33%                | straight line |

**Investments**

**TELFORD AND WREKIN COUNCIL FOR VOLUNTARY SERVICE**

**NOTES TO THE FINANCIAL STATEMENTS - continued**  
**FOR THE YEAR ENDED 31 MARCH 2025**

**1. ACCOUNTING POLICIES - continued**

**Fixed assets**

Investments are stated at market value at the balance sheet date. The Statement of Financial Activities includes the net gains and losses arising on revaluations and disposals throughout the year.

**Taxation**

The charity is exempt from corporation tax on its charitable activities.

**Fund accounting**

General funds are unrestricted funds which are available for use at the discretion of the trustees in furtherance of the general objectives of the charity and which have not been designated for other purposes.

Designated funds comprise unrestricted funds that have been set aside by the trustees for particular purposes. The aim and use of each designated fund is set out in the notes to the financial statements.

Restricted funds are funds which are to be used in accordance with specific restrictions imposed by donors or which have been raised by the charity for particular purposes. The costs of raising and administering such funds are charged against the specific fund. The aim and use of each restricted fund is set out in the notes to the financial statements.

Investment income, gains and losses are allocated to the appropriate fund.

**Operating leases**

Rentals paid under operating leases are charged to the Statement of Financial Activities on a straight line basis over the period of the lease.

**Pensions**

The charity operates a defined benefits pension scheme. The scheme is a multi-employer scheme where it is not possible, in the normal course of events, to identify on a consistent and reasonable basis, the share of underlying assets and liabilities belonging to individual participating employers. Therefore, as required by paragraph 28.11 of FRS 102, the charity accounts for this scheme as if it was a defined contribution scheme. The amount charged to the Statement of Financial Activities represents contributions payable to the scheme in respect of the accounting period.

**Financial instruments**

The charity has chosen to adopt Sections 11 and 12 of FRS 102 in respect of financial instruments.

**(i) Financial assets**

Basic financial assets, including trade and other debtors and cash and bank balances, are initially recognised at transaction price, unless the arrangement constitutes a financing transaction, where the transaction is measured at the present value of the future receipts discounted at a market rate of interest.

Such assets are subsequently carried at amortised cost using the effective interest method.

At the end of each reporting period financial assets measured at amortised cost are assessed for objective evidence of impairment. If an asset is impaired the impairment loss is the difference between the carrying amount and the present value of the estimated cash flows discounted at the asset's original effective interest rate. The impairment loss is recognised in profit or loss.

If there is a decrease in the impairment loss arising from an event occurring after the impairment was recognised, the impairment is reversed. The reversal is such that the current carrying amount does not exceed what the carrying amount would have been had the impairment not previously been recognised. The impairment reversal is recognised in profit or loss.

**TELFORD AND WREKIN COUNCIL FOR VOLUNTARY SERVICE**

**NOTES TO THE FINANCIAL STATEMENTS - continued**  
**FOR THE YEAR ENDED 31 MARCH 2025**

**1. ACCOUNTING POLICIES - continued**

**Financial instruments**

Financial assets are derecognised when (a) the contractual rights to the cash flows from the asset expire or are settled, or (b) substantially all the risks and rewards of the ownership of the asset are transferred to another party, or (c) despite having retained some significant risks and rewards of ownership, control of the asset has been transferred to another party who has the practical ability to unilaterally sell the asset to an unrelated third party without imposing additional restrictions.

(ii) Financial liabilities

Basic financial liabilities, including trade and other creditors, are initially recognised at transaction price, unless the arrangement constitutes a financing transaction, where the debt instrument is measured at the present value of the future receipts discounted at a market rate of interest.

Debt instruments are subsequently carried at amortised cost, using the effective interest rate method. Fees paid on the establishment of loan facilities are recognised as transaction costs of the loan to the extent that it is probable that some or all of the facility will be drawn down. In this case, the fee is deferred until the draw-down occurs. To the extent there is no evidence that it is probable that some or all of the facility will be drawn down, the fee is capitalised as a pre-payment for liquidity services and amortised over the period of the facility to which it relates.

Trade payables are obligations to pay for goods or services that have been acquired in the ordinary course of business from suppliers. Accounts payable are classified as current liabilities if payment is due within one year or less. If not, they are presented as non-current liabilities. Trade payables are recognised initially at transaction price and subsequently measured at amortised cost using the effective interest method.

Financial liabilities are derecognised when the liability is extinguished, that is when the contractual obligation is discharged, cancelled or expires.

**2. CONTRACT INCOME**

|           | <b>31.3.25</b>        | 31.3.24        |
|-----------|-----------------------|----------------|
|           | <b>£</b>              | £              |
| Contracts | <b>717,009</b>        | 683,683        |
| Donations | <b>109,453</b>        | 109,575        |
| Services  | <b>20,237</b>         | 6,484          |
| Grants    | <b>56,709</b>         | 15,431         |
|           | <b><u>903,408</u></b> | <u>815,173</u> |

Included within donations is £110,130 (2024: £109,575) which relates to the value of donated facilities in respect of discounted rent and service charges on the offices and other rooms used by the charity.

**TELFORD AND WREKIN COUNCIL FOR VOLUNTARY SERVICE**

**NOTES TO THE FINANCIAL STATEMENTS - continued**  
**FOR THE YEAR ENDED 31 MARCH 2025**

**3. FUNDRAISING ACTIVITIES**

|                    |                      |               |
|--------------------|----------------------|---------------|
|                    | <b>31.3.25</b>       | 31.3.24       |
|                    | £                    | £             |
| Fundraising events | <u><b>21,194</b></u> | <u>17,726</u> |

**4. INVESTMENT INCOME**

|                          |                      |               |
|--------------------------|----------------------|---------------|
|                          | <b>31.3.25</b>       | 31.3.24       |
|                          | £                    | £             |
| Deposit account interest | <b>4,499</b>         | 964           |
| Investment income        | <u><b>28,307</b></u> | <u>28,063</u> |
|                          | <u><b>32,806</b></u> | <u>29,027</u> |

**5. OTHER INCOME**

|                          |                     |              |
|--------------------------|---------------------|--------------|
|                          | <b>31.3.25</b>      | 31.3.24      |
|                          | £                   | £            |
| Service charges received | <b>465</b>          | 3,914        |
| Other incoming resources | <u><b>3,635</b></u> | <u>800</u>   |
|                          | <u><b>4,100</b></u> | <u>4,714</u> |

**6. RAISING FUNDS**

**Investment management costs**

|                      |                     |              |
|----------------------|---------------------|--------------|
|                      | <b>31.3.25</b>      | 31.3.24      |
|                      | £                   | £            |
| Portfolio management | <u><b>7,464</b></u> | <u>6,842</u> |

**7. CHARITABLE ACTIVITIES COSTS**

|                    | Direct<br>Costs<br>£  | Grant<br>funding of<br>activities<br>(see note<br>8)<br>£ | Support<br>costs (see<br>note 9)<br>£ | Totals<br>£             |
|--------------------|-----------------------|-----------------------------------------------------------|---------------------------------------|-------------------------|
| Voluntary services | <u><b>758,117</b></u> | <u><b>3,800</b></u>                                       | <u><b>242,706</b></u>                 | <u><b>1,004,623</b></u> |

**8. GRANTS PAYABLE**

|                    |                     |              |
|--------------------|---------------------|--------------|
|                    | <b>31.3.25</b>      | 31.3.24      |
|                    | £                   | £            |
| Voluntary services | <u><b>3,800</b></u> | <u>1,000</u> |

**TELFORD AND WREKIN COUNCIL FOR VOLUNTARY SERVICE**

**NOTES TO THE FINANCIAL STATEMENTS - continued**  
**FOR THE YEAR ENDED 31 MARCH 2025**

**9. SUPPORT COSTS**

|                    | Management<br>£ | Finance<br>£ | Governance<br>costs<br>£ | Totals<br>£    |
|--------------------|-----------------|--------------|--------------------------|----------------|
| Voluntary services | <u>234,147</u>  | <u>375</u>   | <u>8,184</u>             | <u>242,706</u> |

**10. NET INCOME/(EXPENDITURE)**

Net income/(expenditure) is stated after charging/(crediting):

|                             |                          |                          |
|-----------------------------|--------------------------|--------------------------|
|                             | <b>31.3.25</b>           | 31.3.24                  |
|                             | £                        | £                        |
| Auditors' remuneration      | <b>8,184</b>             | 7,999                    |
| Depreciation - owned assets | <b>5,225</b>             | 6,529                    |
| Hire of plant and machinery | <b>799</b>               | 1,157                    |
| Other operating leases      | <b>2,035</b>             | 3,623                    |
|                             | <u><u>          </u></u> | <u><u>          </u></u> |

**11. TRUSTEES' REMUNERATION AND BENEFITS**

There were no trustees' remuneration or other benefits for the year ended 31 March 2025 nor for the year ended 31 March 2024.

**12. STAFF COSTS**

|                       |                       |                       |
|-----------------------|-----------------------|-----------------------|
|                       | <b>31.3.25</b>        | 31.3.24               |
|                       | £                     | £                     |
| Wages and salaries    | <b>624,721</b>        | 558,129               |
| Social security costs | <b>29,861</b>         | 25,195                |
| Other pension costs   | <b>16,194</b>         | 14,891                |
|                       | <u><u>670,776</u></u> | <u><u>598,215</u></u> |

The average monthly number of employees during the year was as follows:

|                  |                  |                  |
|------------------|------------------|------------------|
|                  | <b>31.3.25</b>   | 31.3.24          |
| Administrative   | <b>6</b>         | 7                |
| Service delivery | <b>26</b>        | 22               |
|                  | <u><u>32</u></u> | <u><u>29</u></u> |

The average number of full-time equivalent employees (including casual and part-time staff) during the year was 19.96 (2024: 17.79).

No employee received emoluments in excess of £60,000.

Total key management personnel remuneration was £251,381 (2024: £221,131).

**TELFORD AND WREKIN COUNCIL FOR VOLUNTARY SERVICE**

**NOTES TO THE FINANCIAL STATEMENTS - continued**  
**FOR THE YEAR ENDED 31 MARCH 2025**

**13. COMPARATIVES FOR THE STATEMENT OF FINANCIAL ACTIVITIES**

|                                    | Unrestricted<br>funds<br>£ | Restricted<br>funds<br>£ | Endowment<br>funds<br>£ | Total<br>funds<br>£ |
|------------------------------------|----------------------------|--------------------------|-------------------------|---------------------|
| <b>INCOME AND ENDOWMENTS FROM</b>  |                            |                          |                         |                     |
| Contract income                    | 121,370                    | 693,803                  | -                       | 815,173             |
| Fundraising activities             | 7,406                      | 10,320                   | -                       | 17,726              |
| Investment income                  | 19,204                     | 4,492                    | 5,331                   | 29,027              |
| Other income                       | 1,242                      | 3,472                    | -                       | 4,714               |
| <b>Total</b>                       | <b>149,222</b>             | <b>712,087</b>           | <b>5,331</b>            | <b>866,640</b>      |
| <b>EXPENDITURE ON</b>              |                            |                          |                         |                     |
| Raising funds                      | 4,447                      | 1,095                    | 1,300                   | 6,842               |
| <b>Charitable activities</b>       |                            |                          |                         |                     |
| Voluntary services                 | 189,696                    | 766,670                  | -                       | 956,366             |
| <b>Total</b>                       | <b>194,143</b>             | <b>767,765</b>           | <b>1,300</b>            | <b>963,208</b>      |
| Net gains on investments           | 44,084                     | 10,852                   | 12,886                  | 67,822              |
| <b>NET INCOME/(EXPENDITURE)</b>    | <b>(837)</b>               | <b>(44,826)</b>          | <b>16,917</b>           | <b>(28,746)</b>     |
| <b>Transfers between funds</b>     | <b>6,081</b>               | <b>(6,081)</b>           | <b>-</b>                | <b>-</b>            |
| <b>Net movement in funds</b>       | <b>5,244</b>               | <b>(50,907)</b>          | <b>16,917</b>           | <b>(28,746)</b>     |
| <b>RECONCILIATION OF FUNDS</b>     |                            |                          |                         |                     |
| Total funds brought forward        | 343,782                    | 580,961                  | 252,804                 | 1,177,547           |
| <b>TOTAL FUNDS CARRIED FORWARD</b> | <b>349,026</b>             | <b>530,054</b>           | <b>269,721</b>          | <b>1,148,801</b>    |

**TELFORD AND WREKIN COUNCIL FOR VOLUNTARY SERVICE**

**NOTES TO THE FINANCIAL STATEMENTS - continued**  
**FOR THE YEAR ENDED 31 MARCH 2025**

**14. TANGIBLE FIXED ASSETS**

|                       | Fixtures<br>and<br>fittings<br>£ | Computer<br>equipment<br>£ | Totals<br>£   |
|-----------------------|----------------------------------|----------------------------|---------------|
| <b>COST</b>           |                                  |                            |               |
| At 1 April 2024       | -                                | 59,289                     | 59,289        |
| Additions             | 1,039                            | 446                        | 1,485         |
| At 31 March 2025      | <u>1,039</u>                     | <u>59,735</u>              | <u>60,774</u> |
| <b>DEPRECIATION</b>   |                                  |                            |               |
| At 1 April 2024       | -                                | 42,638                     | 42,638        |
| Charge for year       | -                                | 5,225                      | 5,225         |
| At 31 March 2025      | <u>-</u>                         | <u>47,863</u>              | <u>47,863</u> |
| <b>NET BOOK VALUE</b> |                                  |                            |               |
| At 31 March 2025      | <u>1,039</u>                     | <u>11,872</u>              | <u>12,911</u> |
| At 31 March 2024      | <u>-</u>                         | <u>16,651</u>              | <u>16,651</u> |

**15. FIXED ASSET INVESTMENTS**

|                       | Listed<br>investments<br>£ |
|-----------------------|----------------------------|
| <b>MARKET VALUE</b>   |                            |
| At 1 April 2024       | 1,019,904                  |
| Additions             | 149,730                    |
| Disposals             | (179,338)                  |
| Revaluations          | 13,888                     |
| At 31 March 2025      | <u>1,004,184</u>           |
| <b>NET BOOK VALUE</b> |                            |
| At 31 March 2025      | <u>1,004,184</u>           |
| At 31 March 2024      | <u>1,019,904</u>           |

The split of investment assets between UK and non-UK is as follows:

|                          | 2025<br>£        | 2024<br>£        |
|--------------------------|------------------|------------------|
| UK investment assets     | 394,904          | 484,198          |
| Non-UK investment assets | 609,277          | 535,706          |
|                          | <u>1,004,181</u> | <u>1,019,904</u> |

The charity had the following material investments:

|                                                           | 2025<br>£ | 2024<br>£ |
|-----------------------------------------------------------|-----------|-----------|
| JANUS HENDERSON FIXED INTEREST MONTHLY INCOME FUND FQ INC | -         | 20,318    |

**TELFORD AND WREKIN COUNCIL FOR VOLUNTARY SERVICE**

**NOTES TO THE FINANCIAL STATEMENTS - continued**  
**FOR THE YEAR ENDED 31 MARCH 2025**

**15. FIXED ASSET INVESTMENTS - continued**

|                                                                         |               |        |
|-------------------------------------------------------------------------|---------------|--------|
| JUPITER UNIT TRUST MANAGERS LTD JUPITER GLOBAL STRAT BOND X GBP DIS     | <b>20,605</b> | 21,228 |
| TWENTYFOUR INVESTMENT FUNDS CORPORATE BOND I GBP DIS                    | <b>29,277</b> | 29,629 |
| LIONTRUST FUND PARTNERS LLP LIONTRUST SPECIAL SITUATIONS I GBP DIS      | <b>18,629</b> | 19,608 |
| VANGAURD FUNDS PLC S&P 500 UCITS ETF INC GBP                            | <b>34,028</b> | 33,055 |
| SCHRODER UNIT TRUSTS LTD SCHRODER ASIAN INCOME L INC                    | <b>16,283</b> | 16,315 |
| BNY MELLON GLOBAL FUNDS PLC SHORT-DATED HIGH YIELD BD Z GBP DIS HGD     | <b>13,143</b> | 15,416 |
| NINETY ONE FUND SERIES I DIVERSIFIED INCOME J 2 GBP                     | <b>23,152</b> | 23,216 |
| FEDERATED HERMES ASIA EX JAPAN EQ F2 GB                                 | <b>16,626</b> | 15,249 |
| VANGAURD INVESTMENTS DUNDS ICVC VANGAURD US EQTY IDX INSTL PLUS GBP DIS | <b>26,766</b> | 39,273 |
| ISHARES II PLC USD TIPS UCITS ETF GBP DIS                               | <b>22,967</b> | 22,733 |
| MORGAN STANLEY IF ASIA OPPORTUNITY J USD ACC                            | <b>13,745</b> | 11,645 |
| BAILLIE GIFFORD OSEAS GTH FDS ICVC BAILLIE GIFFORD AMERICAN FUND W1 DIS | <b>14,371</b> | 13,531 |
| FIDELITY UCITS US QUALITY INCOME UCITS ETF INC USD                      | <b>16,294</b> | 16,286 |
| TROJAN INVESTMENT FUNDS TROJAN X DIS                                    | <b>31,625</b> | 30,155 |
| BLACKROCK FUND MANAGERS LTD BLACKROCK EUROPEAN DYNAMIC FD DIS           | <b>13,287</b> | 14,231 |
| BLACKROCK STRATEGIC FUNDS SIVAC BLACKROCK EMG COS ABS RTN S2 GB         | <b>12,122</b> | 14,572 |
| PREMIER MITON INVESTMENT FUNDS 3 PREMIER MITON EUROPEAN OPPTS B ACC     | <b>10,076</b> | 19,349 |
| JPMORGAN FUND ICVC JPM GLOBAL MACRO OPPORTUNITIES C NET DIS             | -             | 21,107 |
| MI SELECT MANAGERS BOND INSTL DIS                                       | <b>44,983</b> | 44,848 |
| ROBECO CAPITAL GROWTH FUNDS SIVAC ROBECOSAM GLOBAL SDG CREDITS IH GBP   | -             | 23,076 |
| BNY MELLON GLOBAL FUNDS PLC BNY MELLON US EQUITY INCOME E GBP DIS       | <b>18,513</b> | 22,866 |
| LINK FUND SOLUTIONS LTD GRESHAM HS UK MUL CAP F INC                     | <b>16,617</b> | 17,699 |
| JPMORGAN LIQUIDITY FUNDS SCAV GBP LIQUIDITY LVNAV E DIS                 | <b>12,700</b> | 22,700 |
| UNITED KINGDOM (GOVERNMENT OF) 5% SNR BDS 07/03/2025 GBP1000            | -             | 18,336 |
| UNITED KINGDOM (GOVERNMENT OF) 4.5% GILT BDS 07/09/2034 GBP1000         | <b>14,391</b> | 9,468  |
| MAN FUNDS PLC GLG GLOBAL INVESTMENT GRADE OPPORTUNITIES                 | <b>40,900</b> | 39,024 |
| BANK OF AMERICA 6Y UKX SPX 8.4% INCOME AUTOCALL                         | <b>25,090</b> | 25,603 |
| SCHRODER INVESTMENT FUND COMPANY SCHRODER EUROPEAN RECOVERY Q1 GBP DIS  | <b>12,610</b> | 12,353 |
| ALPHABET INC CAPITAL STOCK USD0.0001 CL A                               | <b>12,099</b> | 12,064 |
| INTERCONTINENTAL EXCHANGE INC COM USD0.01                               | <b>12,026</b> | 12,507 |
| VISA INC COM STK USD0.0001 'A'                                          | <b>14,388</b> | 11,705 |
| BERKSHIRE HATHAWAY INC COM USD0.0033 CLASS 'B'                          | <b>15,264</b> | 12,313 |
| MAN FIXED INTEREST ICVC MAN HIGH YLD OPPTS PROFESSIONAL D DIS           | <b>20,818</b> | -      |
| AMAZON COM INC COM USD0.001                                             | <b>13,264</b> | -      |
| ISHARES PHYSICAL GOLD ETC USD (GBP) ACC                                 | <b>33,656</b> | -      |
| BLUEBAY FUNDS IMPACT ALIGNED BOND GBP HGD DIS                           | <b>23,843</b> | -      |
| UNITED KINGDOM (GOVERNMENT OF) 4.25% SNR BDS 07/06/2032 GBP1000         | <b>12,717</b> | -      |
| MICROSOFT CORP COM USD0.00000625                                        | <b>11,341</b> | 12,985 |
| JUPITER UNIT TRUST MANAGERS LTD JUPITER JAPAN INCOME U2 GBP DIS         | <b>10,185</b> | 14,263 |

If fixed asset investments had not been revalued they would have been included at the historic cost of £969,749.

**TELFORD AND WREKIN COUNCIL FOR VOLUNTARY SERVICE**

**NOTES TO THE FINANCIAL STATEMENTS - continued**  
**FOR THE YEAR ENDED 31 MARCH 2025**

**16. DEBTORS: AMOUNTS FALLING DUE WITHIN ONE YEAR**

|                                | <b>31.3.25</b>       | 31.3.24       |
|--------------------------------|----------------------|---------------|
|                                | <b>£</b>             | £             |
| Trade debtors                  | <b>20,192</b>        | 1,947         |
| Prepayments and accrued income | <b>10,619</b>        | 18,801        |
|                                | <b><u>30,811</u></b> | <u>20,748</u> |

**17. CREDITORS: AMOUNTS FALLING DUE WITHIN ONE YEAR**

|                                 | <b>31.3.25</b>       | 31.3.24        |
|---------------------------------|----------------------|----------------|
|                                 | <b>£</b>             | £              |
| Trade creditors                 | <b>5,370</b>         | 16,070         |
| Social security and other taxes | <b>10,366</b>        | 8,776          |
| VAT                             | <b>14,552</b>        | 13,256         |
| Other creditors                 | <b>685</b>           | 763            |
| Accruals and deferred income    | <b>63,938</b>        | 110,194        |
|                                 | <b><u>94,911</u></b> | <u>149,059</u> |

Included within accruals and deferred income is £53,825 (2024: £74,961) in respect of deferred income. This all relates to grant income received in advance of the year end for services to be provided after the year end.

**18. LEASING AGREEMENTS**

Minimum lease payments under non-cancellable operating leases fall due as follows:

|                            | <b>31.3.25</b>       | 31.3.24       |
|----------------------------|----------------------|---------------|
|                            | <b>£</b>             | £             |
| Within one year            | <b>44,020</b>        | 44,705        |
| Between one and five years | <b>24,832</b>        | 55,028        |
|                            | <b><u>68,852</u></b> | <u>99,733</u> |

**TELFORD AND WREKIN COUNCIL FOR VOLUNTARY SERVICE**

**NOTES TO THE FINANCIAL STATEMENTS - continued**  
**FOR THE YEAR ENDED 31 MARCH 2025**

**19. MOVEMENT IN FUNDS**

|                                      | At 1.4.24<br>£          | Net<br>movement<br>in funds<br>£ | Transfers<br>between<br>funds<br>£ | At<br>31.3.25<br>£      |
|--------------------------------------|-------------------------|----------------------------------|------------------------------------|-------------------------|
| <b>Unrestricted funds</b>            |                         |                                  |                                    |                         |
| General Fund                         | 246,538                 | 10,724                           | (23,779)                           | 233,483                 |
| Employment Reserve                   | 102,493                 | -                                | 13,630                             | 116,123                 |
|                                      | <u>349,031</u>          | <u>10,724</u>                    | <u>(10,149)</u>                    | <u>349,606</u>          |
| <b>Restricted funds</b>              |                         |                                  |                                    |                         |
| All Age Carers Service               | 303,836                 | (63,093)                         | 2,122                              | 242,865                 |
| IASS Telford                         | 21,822                  | (14,889)                         | (14,888)                           | (7,955)                 |
| Young Carers                         | 58,823                  | (14,377)                         | (2,122)                            | 42,324                  |
| Grassroots Endowment Income          | 20,952                  | 3,165                            | -                                  | 24,117                  |
| Adult Carers Reserve                 | 53,750                  | (856)                            | -                                  | 52,894                  |
| Telford Autism Hub                   | 43,472                  | 13,206                           | -                                  | 56,678                  |
| IASP                                 | 18,536                  | 1                                | 14,888                             | 33,425                  |
| Community Cafe                       | 4,952                   | 5,877                            | -                                  | 10,829                  |
| Independent Living Centre            | -                       | 9,712                            | 9,711                              | 19,423                  |
| Children and Young People Autism Hub | 3,906                   | 11,194                           | -                                  | 15,100                  |
|                                      | <u>530,049</u>          | <u>(50,060)</u>                  | <u>9,711</u>                       | <u>489,700</u>          |
| <b>Endowment funds</b>               |                         |                                  |                                    |                         |
| TDC Endowment Fund                   | 136,376                 | 5,230                            | 438                                | 142,044                 |
| Grassroots Endowment Fund            | 133,345                 | -                                | -                                  | 133,345                 |
|                                      | <u>269,721</u>          | <u>5,230</u>                     | <u>438</u>                         | <u>275,389</u>          |
| <b>TOTAL FUNDS</b>                   | <u><u>1,148,801</u></u> | <u><u>(34,106)</u></u>           | <u><u>-</u></u>                    | <u><u>1,114,695</u></u> |

**TELFORD AND WREKIN COUNCIL FOR VOLUNTARY SERVICE**

**NOTES TO THE FINANCIAL STATEMENTS - continued**  
**FOR THE YEAR ENDED 31 MARCH 2025**

**19. MOVEMENT IN FUNDS - continued**

Net movement in funds, included in the above are as follows:

|                                      | Incoming<br>resources<br>£ | Resources<br>expended<br>£ | Gains and<br>losses<br>£ | Movement<br>in funds<br>£ |
|--------------------------------------|----------------------------|----------------------------|--------------------------|---------------------------|
| <b>Unrestricted funds</b>            |                            |                            |                          |                           |
| General Fund                         | 165,106                    | (165,090)                  | 10,708                   | 10,724                    |
| <b>Restricted funds</b>              |                            |                            |                          |                           |
| All Age Carers Service               | 278,339                    | (341,432)                  | -                        | (63,093)                  |
| IASS Telford                         | 75,840                     | (90,729)                   | -                        | (14,889)                  |
| Young Carers                         | 95,349                     | (109,726)                  | -                        | (14,377)                  |
| Grassroots Endowment Income          | 5,523                      | (4,994)                    | 2,636                    | 3,165                     |
| Adult Carers Reserve                 | 808                        | (1,664)                    | -                        | (856)                     |
| Telford Autism Hub                   | 119,106                    | (105,900)                  | -                        | 13,206                    |
| IASP                                 | 1                          | -                          | -                        | 1                         |
| Community Cafe                       | 62,720                     | (56,843)                   | -                        | 5,877                     |
| Independent Living Centre            | 49,762                     | (40,050)                   | -                        | 9,712                     |
| Children and Young People Autism Hub | 105,435                    | (94,241)                   | -                        | 11,194                    |
|                                      | 792,883                    | (845,579)                  | 2,636                    | (50,060)                  |
| <b>Endowment funds</b>               |                            |                            |                          |                           |
| TDC Endowment Fund                   | 3,519                      | (1,418)                    | 3,129                    | 5,230                     |
| <b>TOTAL FUNDS</b>                   | <b>961,508</b>             | <b>(1,012,087)</b>         | <b>16,473</b>            | <b>(34,106)</b>           |

**TELFORD AND WREKIN COUNCIL FOR VOLUNTARY SERVICE**

**NOTES TO THE FINANCIAL STATEMENTS - continued**  
**FOR THE YEAR ENDED 31 MARCH 2025**

**19. MOVEMENT IN FUNDS - continued**

**Comparatives for movement in funds**

|                                      | At 1.4.23<br>£        | Net<br>movement<br>in funds<br>£ | Transfers<br>between<br>funds<br>£ | At<br>31.3.24<br>£    |
|--------------------------------------|-----------------------|----------------------------------|------------------------------------|-----------------------|
| <b>Unrestricted funds</b>            |                       |                                  |                                    |                       |
| General Fund                         | 230,451               | (832)                            | 16,919                             | 246,538               |
| Employment Reserve                   | 113,331               | -                                | (10,838)                           | 102,493               |
|                                      | <hr/> 343,782         | <hr/> (832)                      | <hr/> 6,081                        | <hr/> 349,031         |
| <b>Restricted funds</b>              |                       |                                  |                                    |                       |
| All Age Carers Service               | 306,927               | 9,511                            | (12,602)                           | 303,836               |
| IASS Telford                         | 21,822                | (10,902)                         | 10,902                             | 21,822                |
| Young Carers                         | 76,993                | (18,269)                         | 99                                 | 58,823                |
| Grassroots Endowment Income          | 7,206                 | 13,746                           | -                                  | 20,952                |
| Adult Carers Reserve                 | 56,004                | (2,747)                          | 493                                | 53,750                |
| Better Care Fund                     | -                     | (12,503)                         | 12,503                             | -                     |
| Building Better Opportunities        | -                     | 2,650                            | (2,650)                            | -                     |
| Telford Autism Hub                   | 41,214                | 2,258                            | -                                  | 43,472                |
| Wellbeing Hubs Network               | 493                   | -                                | (493)                              | -                     |
| IASP                                 | 29,438                | -                                | (10,902)                           | 18,536                |
| Community Cafe                       | 17,198                | (12,246)                         | -                                  | 4,952                 |
| Independent Living Centre            | -                     | 3,431                            | (3,431)                            | -                     |
| Children and Young People Autism Hub | 6,931                 | (3,025)                          | -                                  | 3,906                 |
| Learning Disabilities Project        | 16,735                | (16,735)                         | -                                  | -                     |
|                                      | <hr/> 580,961         | <hr/> (44,831)                   | <hr/> (6,081)                      | <hr/> 530,049         |
| <b>Endowment funds</b>               |                       |                                  |                                    |                       |
| TDC Endowment Fund                   | 119,459               | 16,917                           | -                                  | 136,376               |
| Grassroots Endowment Fund            | 133,345               | -                                | -                                  | 133,345               |
|                                      | <hr/> 252,804         | <hr/> 16,917                     | <hr/> -                            | <hr/> 269,721         |
| <b>TOTAL FUNDS</b>                   | <hr/> <hr/> 1,177,547 | <hr/> <hr/> (28,746)             | <hr/> <hr/> -                      | <hr/> <hr/> 1,148,801 |

**TELFORD AND WREKIN COUNCIL FOR VOLUNTARY SERVICE**

**NOTES TO THE FINANCIAL STATEMENTS - continued**  
**FOR THE YEAR ENDED 31 MARCH 2025**

**19. MOVEMENT IN FUNDS - continued**

Comparative net movement in funds, included in the above are as follows:

|                                      | Incoming<br>resources<br>£ | Resources<br>expended<br>£ | Gains and<br>losses<br>£ | Movement<br>in funds<br>£ |
|--------------------------------------|----------------------------|----------------------------|--------------------------|---------------------------|
| <b>Unrestricted funds</b>            |                            |                            |                          |                           |
| General Fund                         | 149,222                    | (194,138)                  | 44,084                   | (832)                     |
| <b>Restricted funds</b>              |                            |                            |                          |                           |
| All Age Carers Service               | 278,489                    | (268,978)                  | -                        | 9,511                     |
| IASS Telford                         | 74,001                     | (84,903)                   | -                        | (10,902)                  |
| Young Carers                         | 98,352                     | (116,621)                  | -                        | (18,269)                  |
| Grassroots Endowment Income          | 4,989                      | (2,095)                    | 10,852                   | 13,746                    |
| Adult Carers Reserve                 | 847                        | (3,594)                    | -                        | (2,747)                   |
| Better Care Fund                     | 1                          | (12,504)                   | -                        | (12,503)                  |
| Building Better Opportunities        | 2,630                      | 20                         | -                        | 2,650                     |
| Telford Autism Hub                   | 92,482                     | (90,224)                   | -                        | 2,258                     |
| Community Cafe                       | 12,022                     | (24,268)                   | -                        | (12,246)                  |
| Independent Living Centre            | 53,471                     | (50,040)                   | -                        | 3,431                     |
| Children and Young People Autism Hub | 92,462                     | (95,487)                   | -                        | (3,025)                   |
| Learning Disabilities Project        | 2,341                      | (19,076)                   | -                        | (16,735)                  |
|                                      | <u>712,087</u>             | <u>(767,770)</u>           | <u>10,852</u>            | <u>(44,831)</u>           |
| <b>Endowment funds</b>               |                            |                            |                          |                           |
| TDC Endowment Fund                   | 5,331                      | (1,300)                    | 12,886                   | 16,917                    |
|                                      | <u>866,640</u>             | <u>(963,208)</u>           | <u>67,822</u>            | <u>(28,746)</u>           |

**TELFORD AND WREKIN COUNCIL FOR VOLUNTARY SERVICE**

**NOTES TO THE FINANCIAL STATEMENTS - continued**  
**FOR THE YEAR ENDED 31 MARCH 2025**

**19. MOVEMENT IN FUNDS - continued**

A current year 12 months and prior year 12 months combined position is as follows:

|                                      | At 1.4.23<br>£          | Net<br>movement<br>in funds<br>£ | Transfers<br>between<br>funds<br>£ | At<br>31.3.25<br>£      |
|--------------------------------------|-------------------------|----------------------------------|------------------------------------|-------------------------|
| <b>Unrestricted funds</b>            |                         |                                  |                                    |                         |
| General Fund                         | 230,451                 | 9,892                            | (6,860)                            | 233,483                 |
| Employment Reserve                   | 113,331                 | -                                | 2,792                              | 116,123                 |
|                                      | <u>343,782</u>          | <u>9,892</u>                     | <u>(4,068)</u>                     | <u>349,606</u>          |
| <b>Restricted funds</b>              |                         |                                  |                                    |                         |
| All Age Carers Service               | 306,927                 | (53,582)                         | (10,480)                           | 242,865                 |
| IASS Telford                         | 21,822                  | (25,791)                         | (3,986)                            | (7,955)                 |
| Young Carers                         | 76,993                  | (32,646)                         | (2,023)                            | 42,324                  |
| Grassroots Endowment Income          | 7,206                   | 16,911                           | -                                  | 24,117                  |
| Adult Carers Reserve                 | 56,004                  | (3,603)                          | 493                                | 52,894                  |
| Better Care Fund                     | -                       | (12,503)                         | 12,503                             | -                       |
| Building Better Opportunities        | -                       | 2,650                            | (2,650)                            | -                       |
| Telford Autism Hub                   | 41,214                  | 15,464                           | -                                  | 56,678                  |
| Wellbeing Hubs Network               | 493                     | -                                | (493)                              | -                       |
| IASP                                 | 29,438                  | 1                                | 3,986                              | 33,425                  |
| Community Cafe                       | 17,198                  | (6,369)                          | -                                  | 10,829                  |
| Independent Living Centre            | -                       | 13,143                           | 6,280                              | 19,423                  |
| Children and Young People Autism Hub | 6,931                   | 8,169                            | -                                  | 15,100                  |
| Learning Disabilities Project        | 16,735                  | (16,735)                         | -                                  | -                       |
|                                      | <u>580,961</u>          | <u>(94,891)</u>                  | <u>3,630</u>                       | <u>489,700</u>          |
| <b>Endowment funds</b>               |                         |                                  |                                    |                         |
| TDC Endowment Fund                   | 119,459                 | 22,147                           | 438                                | 142,044                 |
| Grassroots Endowment Fund            | 133,345                 | -                                | -                                  | 133,345                 |
|                                      | <u>252,804</u>          | <u>22,147</u>                    | <u>438</u>                         | <u>275,389</u>          |
| <b>TOTAL FUNDS</b>                   | <u><u>1,177,547</u></u> | <u><u>(62,852)</u></u>           | <u><u>-</u></u>                    | <u><u>1,114,695</u></u> |

**TELFORD AND WREKIN COUNCIL FOR VOLUNTARY SERVICE**

**NOTES TO THE FINANCIAL STATEMENTS - continued**  
**FOR THE YEAR ENDED 31 MARCH 2025**

**19. MOVEMENT IN FUNDS - continued**

A current year 12 months and prior year 12 months combined net movement in funds, included in the above are as follows:

|                                      | Incoming resources<br>£ | Resources expended<br>£ | Gains and losses<br>£ | Movement in funds<br>£ |
|--------------------------------------|-------------------------|-------------------------|-----------------------|------------------------|
| <b>Unrestricted funds</b>            |                         |                         |                       |                        |
| General Fund                         | 314,328                 | (359,228)               | 54,792                | 9,892                  |
| <b>Restricted funds</b>              |                         |                         |                       |                        |
| All Age Carers Service               | 556,828                 | (610,410)               | -                     | (53,582)               |
| IASS Telford                         | 149,841                 | (175,632)               | -                     | (25,791)               |
| Young Carers                         | 193,701                 | (226,347)               | -                     | (32,646)               |
| Grassroots Endowment Income          | 10,512                  | (7,089)                 | 13,488                | 16,911                 |
| Adult Carers Reserve                 | 1,655                   | (5,258)                 | -                     | (3,603)                |
| Better Care Fund                     | 1                       | (12,504)                | -                     | (12,503)               |
| Building Better Opportunities        | 2,630                   | 20                      | -                     | 2,650                  |
| Telford Autism Hub                   | 211,588                 | (196,124)               | -                     | 15,464                 |
| IASP                                 | 1                       | -                       | -                     | 1                      |
| Community Cafe                       | 74,742                  | (81,111)                | -                     | (6,369)                |
| Independent Living Centre            | 103,233                 | (90,090)                | -                     | 13,143                 |
| Children and Young People Autism Hub | 197,897                 | (189,728)               | -                     | 8,169                  |
| Learning Disabilities Project        | 2,341                   | (19,076)                | -                     | (16,735)               |
|                                      | 1,504,970               | (1,613,349)             | 13,488                | (94,891)               |
| <b>Endowment funds</b>               |                         |                         |                       |                        |
| TDC Endowment Fund                   | 8,850                   | (2,718)                 | 16,015                | 22,147                 |
| <b>TOTAL FUNDS</b>                   | <b>1,828,148</b>        | <b>(1,975,295)</b>      | <b>84,295</b>         | <b>(62,852)</b>        |

**Employment Reserve**

This represents a redundancy provision based upon a calculation of having to pay 3 months salary.

**All Age Carers Service**

Funded by Telford and Wrekin Council, the service provides information, advice and support to unpaid family carers. Service provision includes support groups, respite activities and individual support sessions.

**IASS Telford**

A county-wide project funded jointly by Telford and Wrekin Council and Shropshire Council. The service provides information, advice and support to parents and carers of children with special educational needs.

**Young Carers**

Funded by Telford and Wrekin Council, this project supports children and young people who are in an unpaid caring role. The service provides information, advice, support and respite activities to Young Carers living in Telford.

**Grassroots Endowment Income**

Income from the investment of the Grassroots Endowment fund. The income is to provide small grants to local charities and voluntary sector groups to facilitate their work with the local community.

**Adult Carers Reserve**

Funded by Telford and Wrekin Council, this project supports people who are in an unpaid caring role. The service provides information, advice, support and respite activities to Adult Carers living in Telford.

**TELFORD AND WREKIN COUNCIL FOR VOLUNTARY SERVICE**

**NOTES TO THE FINANCIAL STATEMENTS - continued**  
**FOR THE YEAR ENDED 31 MARCH 2025**

**19. MOVEMENT IN FUNDS - continued**

**Better Care Fund**

Income provided by Telford and Wrekin CCG to deliver a voluntary sector coordinators post. Working closely alongside GP surgeries, the post is based within the rapid response team supporting vulnerable adults to remain cared for out of hospital and in their community.

**Building Better Opportunities**

Jointly funded by the European Social Fund and the Big Lottery Fund to focus on tackling the root causes of poverty, promote social inclusion and drive local jobs and growth in Telford, the fund provides pre-employment support for disadvantaged people aged 19 and over who are not in work.

**Telford Autism Hub**

Funded by Telford and Wrekin CCG, the hub provides information, advice and guidance to people over the age of 16 years living with autism. The hub supports people to gain a diagnosis and to play an active part in their community. The hub provides access to appropriate housing, finance, education, volunteering and employment. The hub sub contracts to Autism West Midlands for expert person centred advice.

**Wellbeing Hubs Network**

A network of organisations providing peer support, wellbeing activities and information, advice and guidance for people living within their community.

**IASP**

Funding received from the National Children's Bureau to provide children and young people and their families with information, advice and guidance on special educational needs.

**Community Café**

A safe space providing meals to people needing support. A bespoke volunteer placement scheme supporting people to access workplace experience and to move into employment. The café provides information, advice and guidance within the community of Madeley.

**Independent Living Centre**

A space provided to offer both preventative and responsive support to individuals to enable them and their families to live well and safe in their community. Individuals are able to receive support around daily living as the centre offers wide ranging information, advice and signposting to address the needs of residents.

**Charities Together**

Funded by NHS Charities together the programme supports people to remain well and independent at home and in their communities. The project is supporting people who; experience inequalities in health, prepare people of working age to be better prepared for older age and targets people with poor mental health that need support.

**Children and Young People Autism Hub**

Funded by NHS Shropshire Telford and Wrekin and Telford and Wrekin Council, the hub provides information, advice and guidance to children aged 5-18 and their families who have a diagnosis of autism. The hub provide family activities, workshops and person centred support to the whole family.

**Learning Disabilities Project Fund**

Funded by Telford and Wrekin Council, this project is specifically for adults with a learning disability. The project will provide information, advice and support in various areas including employment, health, volunteering, and social skills, giving clients the ability to achieve skills and approach new opportunities with more confidence.

**TDC Endowment Fund**

**TELFORD AND WREKIN COUNCIL FOR VOLUNTARY SERVICE**

**NOTES TO THE FINANCIAL STATEMENTS - continued**  
**FOR THE YEAR ENDED 31 MARCH 2025**

**19. MOVEMENT IN FUNDS - continued**

The endowment was created in 1991 with the receipt of £100,000 from Telford Development Corporation to replace grant funding received previously. Income from the investments made are credited to unrestricted funds to support the core running costs of CVS.

**Grassroots Endowment Fund**

An Endowment Fund was created through a combination of donations and match funding from central government between 2008 and 2010. Income generated from the investment of the Endowment Fund is to be used to provide grants to local voluntary and community organisations.

**Transfers between funds**

Transfers between funds represent the recharges of management time and room hire as detailed in the allocation and apportionment of costs accounting policy, along with the partial release of the employment reserve to cover redundancy costs paid in the year and the use of general funds to cover any deficits in restricted funds at the year end.

**20. EMPLOYEE BENEFIT OBLIGATIONS**

**Scheme: TPT Retirement Solutions - The Growth Plan**

The company participates in the scheme, a multi-employer scheme which provides benefits to some 521 non-associated participating employers. The scheme is a defined benefit scheme in the UK. It is not possible for the company to obtain sufficient information to enable it to account for the scheme as a defined benefit scheme. Therefore, it accounts for the scheme as a defined contribution scheme.

The scheme is subject to the funding legislation outlined in the Pensions Act 2004 which came into force on 30 December 2005. This, together with documents issued by the Pensions Regulator and Technical Actuarial Standards issued by the Financial Reporting Council, set out the framework for funding defined benefit occupational pension schemes in the UK.

The scheme is classified as a 'last-man standing arrangement'. Therefore, the company is potentially liable for other participating employers' obligations if those employers are unable to meet their share of the scheme deficit following withdrawal from the scheme. Participating employers are legally required to meet their share of the scheme deficit on an annuity purchase basis on withdrawal from the scheme.

A full actuarial valuation for the scheme was carried out at 30 September 2023. This valuation showed assets of £514.9m, liabilities of £531.0m and a deficit of £16.1m. To eliminate this funding shortfall, the Trustee has asked the participating employers to pay additional contributions to the scheme as follows:

**Deficit contributions**

From 1 April 2025 to 31 March 2028: £2,100,000 per annum (payable monthly)

Unless a concession has been agreed with the Trustee the term to 31 March 2028 applies.

Note that the scheme's previous valuation was carried out with an effective date of 30 September 2020. This valuation showed assets of £800.3m, liabilities of £831.9m and a deficit of £31.6m. To eliminate this funding shortfall, the Trustee asked the participating employers to pay additional contributions to the scheme as follows:

**Deficit contributions**

From 1 April 2022 to 31 January 2025: £3,312,000 per annum (payable monthly)

The recovery plan contributions are allocated to each participating employer in line with estimated share of the Series 1 and Series 2 scheme liabilities.

Where the scheme is in deficit and where the company has agreed to a deficit funding arrangement, the company recognises a liability for this obligation. The amount recognised is the net present value of the deficit reduction contributions payable under the agreement that relates to the deficit. The present value is calculated using the discount rate detailed in these disclosures. The unwinding of the discount rate is recognised as a finance cost.

**TELFORD AND WREKIN COUNCIL FOR VOLUNTARY SERVICE**

**NOTES TO THE FINANCIAL STATEMENTS - continued**  
**FOR THE YEAR ENDED 31 MARCH 2025**

**20. EMPLOYEE BENEFIT OBLIGATIONS - continued**

**PRESENT VALUES OF PROVISION**

|                            | 31.3.25 | 31.3.24 | 31.3.23 |
|----------------------------|---------|---------|---------|
|                            | (£s)    | (£s)    | (£s)    |
| Present value of provision | 5,713   | 2,472   | 5,293   |

**RECONCILIATION OF OPENING AND CLOSING PROVISIONS**

|                                                      | 31.3.25 | 31.3.24 |
|------------------------------------------------------|---------|---------|
|                                                      | (£s)    | (£s)    |
| Provision at start of period                         | 2,472   | 5,293   |
| Unwinding of the discount factor (interest expense)  | 65      | 202     |
| Deficit contribution paid                            | (2,521) | (3,025) |
| Remeasurements - impact of any change in assumptions | 36      | 2       |
| Remeasurements - amendments to contribution schedule | 5,661   | -       |
| Provision at end of period                           | 5,713   | 2,472   |

**INCOME AND EXPENDITURE IMPACT**

|                                                          | 31.3.25 | 31.3.24 |
|----------------------------------------------------------|---------|---------|
|                                                          | (£s)    | (£s)    |
| Interest expense                                         | 65      | 202     |
| Remeasurements - impact of any change in assumptions     | 36      | 2       |
| Remeasurements - amendments to the contribution schedule | 5,661   | -       |

**ASSUMPTIONS**

|                  | 31.3.25     | 31.3.24     | 31.3.23     |
|------------------|-------------|-------------|-------------|
|                  | % per annum | % per annum | % per annum |
| Rate of discount | 4.84        | 5.31        | 5.52        |

The discount rates shown above are the equivalent single discount rates which, when used to discount the future recovery plan contributions due, would give the same results as using a full AA corporate bond yield curve to discount the same recovery plan contributions.

The following schedule details the deficit contributions agreed between the company and the scheme at each year end period:

**DEFICIT CONTRIBUTIONS SCHEDULE**

| Year ending | 31.3.25 | 31.3.24 | 31.3.23 |
|-------------|---------|---------|---------|
|             | (£s)    | (£s)    | (£s)    |
| Year 1      | 2,039   | 2,521   | 3,025   |
| Year 2      | 2,039   | -       | 2,521   |
| Year 3      | 2,039   | -       | -       |

The company must recognise a liability measured as the present value of the contributions payable that arise from the deficit recovery agreement and the resulting expense in the income and expenditure account i.e. the unwinding of the discount rate as a finance cost in the period in which it arises.

It is these contributions that have been used to derive the company's balance sheet liability.

**TELFORD AND WREKIN COUNCIL FOR VOLUNTARY  
SERVICE**

**NOTES TO THE FINANCIAL STATEMENTS - continued  
FOR THE YEAR ENDED 31 MARCH 2025**

**21. RELATED PARTY DISCLOSURES**

There were no balances owed to or from any related parties at 31 March 2025 or 31 March 2024.

**TELFORD AND WREKIN COUNCIL FOR VOLUNTARY SERVICE**

**DETAILED STATEMENT OF FINANCIAL ACTIVITIES FOR THE YEAR ENDED 31 MARCH 2025**

|                                    | 31.3.25<br>£  | 31.3.24<br>£  |
|------------------------------------|---------------|---------------|
| <b>INCOME AND ENDOWMENTS</b>       |               |               |
| <b>Contract income</b>             |               |               |
| Contracts                          | 717,009       | 683,683       |
| Donations                          | 109,453       | 109,575       |
| Services                           | 20,237        | 6,484         |
| Grants                             | 56,709        | 15,431        |
|                                    | <hr/> 903,408 | <hr/> 815,173 |
| <b>Fundraising activities</b>      |               |               |
| Fundraising events                 | 21,194        | 17,726        |
| <b>Investment income</b>           |               |               |
| Deposit account interest           | 4,499         | 964           |
| Investment income                  | 28,307        | 28,063        |
|                                    | <hr/> 32,806  | <hr/> 29,027  |
| <b>Other income</b>                |               |               |
| Service charges received           | 465           | 3,914         |
| Other incoming resources           | 3,635         | 800           |
|                                    | <hr/> 4,100   | <hr/> 4,714   |
| <b>Total incoming resources</b>    | <hr/> 961,508 | <hr/> 866,640 |
| <b>EXPENDITURE</b>                 |               |               |
| <b>Investment management costs</b> |               |               |
| Portfolio management               | 7,464         | 6,842         |
| <b>Charitable activities</b>       |               |               |
| Wages                              | 513,790       | 438,199       |
| Social security                    | 24,415        | 18,915        |
| Pensions                           | 14,422        | 6,877         |
| Hire of plant and machinery        | 799           | 1,157         |
| Insurance, rent, rates and power   | 106,923       | 107,066       |
| Telephone                          | 3,360         | 3,110         |
| Printing, postage & stationery     | 1,360         | 5,400         |
| Advertising                        | 280           | 520           |
| Sundries                           | 6,321         | 12,432        |
| Professional fees                  | 37,630        | 32,557        |
| Training                           | 6,168         | 7,466         |
| Service contracts                  | 10,849        | 10,327        |
| Subscriptions & membership         | 1,028         | 984           |
| DBS / payroll charges              | 718           | 546           |
| Carried forward                    | 728,063       | 645,556       |

This page does not form part of the statutory financial statements

**TELFORD AND WREKIN COUNCIL FOR VOLUNTARY SERVICE**

**DETAILED STATEMENT OF FINANCIAL ACTIVITIES FOR THE YEAR ENDED 31 MARCH 2025**

|                                                      | 31.3.25<br>£    | 31.3.24<br>£    |
|------------------------------------------------------|-----------------|-----------------|
| <b>Charitable activities</b>                         |                 |                 |
| Brought forward                                      | 728,063         | 645,556         |
| IT & website                                         | 2,983           | 3,673           |
| Recruitment                                          | 492             | 576             |
| Activities                                           | 20,541          | 31,011          |
| Expenses                                             | 2,723           | 2,474           |
| Room hire                                            | 1,356           | 611             |
| Bank charges                                         | 254             | 201             |
| Depreciation                                         | 1,705           | 2,690           |
| Grants paid                                          | 3,800           | 1,000           |
|                                                      | <hr/> 761,917   | <hr/> 687,792   |
| <b>Support costs</b>                                 |                 |                 |
| <b>Management</b>                                    |                 |                 |
| Wages                                                | 110,931         | 119,930         |
| Social security                                      | 5,446           | 6,280           |
| Pensions                                             | 1,772           | 8,014           |
| Other operating leases                               | 2,035           | 3,623           |
| Insurance, rent, rates & power                       | 60,525          | 84,178          |
| Telephone                                            | 1,374           | 849             |
| Printing, postage & stationery                       | 1,235           | 3,853           |
| Sundries                                             | 10,079          | 1,703           |
| Professional fees                                    | 874             | 1,663           |
| IT & website                                         | 30,323          | 26,199          |
| Subscriptions & membership                           | 307             | 77              |
| Depreciation                                         | 3,520           | 3,840           |
| Amendments to contribution schedule                  | 5,661           | -               |
| Interest on pension scheme liabilities               | 65              | 202             |
|                                                      | <hr/> 234,147   | <hr/> 260,411   |
| <b>Finance</b>                                       |                 |                 |
| Bank charges                                         | 375             | 164             |
| <b>Governance costs</b>                              |                 |                 |
| Auditors' remuneration                               | 8,184           | 7,999           |
|                                                      | <hr/>           | <hr/>           |
| Total resources expended                             | 1,012,087       | 963,208         |
|                                                      | <hr/>           | <hr/>           |
| <b>Net expenditure before gains and losses</b>       | (50,579)        | (96,568)        |
| <b>Realised recognised gains and losses</b>          |                 |                 |
| Realised gains/(losses) on fixed asset investments   | 2,586           | 4,485           |
| Unrealised gains/(losses) on fixed asset investments | 13,887          | 63,337          |
|                                                      | <hr/>           | <hr/>           |
| <b>Net expenditure</b>                               | <u>(34,106)</u> | <u>(28,746)</u> |

**TELFORD AND WREKIN COUNCIL FOR VOLUNTARY SERVICE**

England & Wales - Charity number 702589

---

# Accounts

---

REGISTERED COMPANY NUMBER: 02436644 (England and Wales)  
REGISTERED CHARITY NUMBER: 702589

**REPORT OF THE TRUSTEES AND**  
**AUDITED FINANCIAL STATEMENTS FOR THE YEAR ENDED 31 MARCH 2024**  
**FOR**  
**TELFORD AND WREKIN COUNCIL FOR VOLUNTARY**  
**SERVICE**

D.R.E. & Co. (Audit) Limited  
7 Lower Brook Street  
Oswestry  
Shropshire  
SY11 2HG

**TELFORD AND WREKIN COUNCIL FOR VOLUNTARY  
SERVICE**

**CONTENTS OF THE FINANCIAL STATEMENTS  
FOR THE YEAR ENDED 31 MARCH 2024**

|                                                   | <b>Page</b> |
|---------------------------------------------------|-------------|
| <b>Reference and Administrative Details</b>       | 1           |
| <b>Report of the Trustees</b>                     | 2 to 9      |
| <b>Report of the Independent Auditors</b>         | 10 to 13    |
| <b>Statement of Financial Activities</b>          | 14          |
| <b>Balance Sheet</b>                              | 15 to 16    |
| <b>Cash Flow Statement</b>                        | 17          |
| <b>Notes to the Cash Flow Statement</b>           | 18          |
| <b>Notes to the Financial Statements</b>          | 19 to 37    |
| <b>Detailed Statement of Financial Activities</b> | 38 to 39    |

**TELFORD AND WREKIN COUNCIL FOR VOLUNTARY SERVICE**

**REFERENCE AND ADMINISTRATIVE DETAILS FOR THE YEAR ENDED 31 MARCH 2024**

|                                  |                                                                                                                                                                                                                                                                                                                                                                                                                                                                                                |
|----------------------------------|------------------------------------------------------------------------------------------------------------------------------------------------------------------------------------------------------------------------------------------------------------------------------------------------------------------------------------------------------------------------------------------------------------------------------------------------------------------------------------------------|
| <b>TRUSTEES</b>                  | J C Francis (resigned 3.7.24)<br>V Brissett<br>M J Frater (resigned 20.9.23)<br>R A C Roman (resigned 4.7.24)<br>Cllr P Watling (resigned 8.5.24)<br>J Smith (resigned 22.5.23)<br>P M Masterman (resigned 28.8.24)<br>R Reza (appointed 28.3.24)<br>J Rys (appointed 28.3.24) (resigned 12.9.24)<br>S M Roberts (appointed 28.3.24) (resigned 4.7.24)<br>T W S Hoult (appointed 28.3.24)<br>T Gee (appointed 11.9.24)<br>G Morrow (appointed 11.9.24)<br>Cllr K Middleton (appointed 11.9.24) |
| <b>REGISTERED OFFICE</b>         | Suites 12 & 15<br>Hazledine House<br>Central Square<br>Telford<br>Shropshire<br>TF3 4JL                                                                                                                                                                                                                                                                                                                                                                                                        |
| <b>REGISTERED COMPANY NUMBER</b> | 02436644 (England and Wales)                                                                                                                                                                                                                                                                                                                                                                                                                                                                   |
| <b>REGISTERED CHARITY NUMBER</b> | 702589                                                                                                                                                                                                                                                                                                                                                                                                                                                                                         |
| <b>AUDITORS</b>                  | D.R.E. & Co. (Audit) Limited<br>7 Lower Brook Street<br>Oswestry<br>Shropshire<br>SY11 2HG                                                                                                                                                                                                                                                                                                                                                                                                     |



# Telford and Wrekin CVS

## Report of the Trustees 2023-2024

### FOR THE YEAR ENDED 31 MARCH 2024

The trustees, who are also directors of the charity for the purposes of the Companies Act 2006, present their report with the financial statements of the charity for the year ended 31 March 2024. The trustees have adopted the provisions of Accounting and Reporting by Charities: Statement of Recommended Practice applicable to charities preparing their accounts in accordance with the Financial Reporting Standard applicable in the UK and Republic of Ireland (FRS 102) (effective 1 January 2019).

### Structure, governance and management

#### a. Constitution

The charity is registered as a charitable company limited by guarantee and was set up by a Memorandum of Association, which established the objects and powers of the charitable company, and is governed under its Articles of Association.

The principle object of the charity is:-

To promote any charitable purposes for the benefit of the public, principally but not exclusively in the local government area of Telford and Wrekin and its environs

To promote and organise co-operation in the achievement of the above services and to that end to facilitate co-operation and partnership working between third sector, statutory and other relevant bodies in the achievement of the above purposes within the area of benefit.

- To provide health and social care services to children and adults living within Telford and Wrekin and surrounding areas
- To provide preventative solutions to families to enable them to have a better life
- To provide information, advice and guidance, including signposting to prevent escalation of needs

#### b. Method of appointment or election of Trustees

The management of the charity is the responsibility of the Trustees who are elected, nominated or co-opted under the terms of the Memorandum and Article of Association. The charity Trustees are also Directors of the company.

#### c. Policies adopted for the induction and training of Trustees

Following interview new Trustees receive an induction which includes being given the NCVO publication, The Good Trustee Guide, Charity Commission guidance – CC3 'The Essential Trustee', the Memorandum & Articles of Association and Strategic Plan. In addition, new Trustees are invited to meet with managers and staff in order to develop an understanding of the work of the charity.

#### **d. Organisational structure and decision making**

The Executive Board consists of all of the Trustees and meets 4 times per year for ordinary Board meetings. Additional meetings are held as required. A chair and vice chair are appointed by the Trustees. All members of the Board give their time voluntarily and receive no benefits from the Charity. Any incidental expenses incurred in attending meetings are reimbursed if requested.

In addition, there are two committees – Finance & Management and Human Resources – which meet 4 times a year respectively. Each committee operates under terms of reference with delegated powers from the Board, is chaired by a member of the Board and reports back to the Board.

Day to day operational decisions are made by the Chief Executive Officer, who reports to Trustees at each Board meeting.

#### **e. Risk management**

The Trustees have assessed the major risks to which the charity is exposed, in particular in relation to the operations and finances of the charity and are satisfied that systems and procedures are in place to mitigate exposure to major risks. Work is ongoing to review and document the risks and controls in place.

#### **Objectives and activities**

##### **a. Policies and objectives**

Our charity's mission is to support, connect and give a voice to local people (children and adults) affected by health, social and economic disadvantage

Our vision is for Telford & Wrekin to be a place where everyone, despite inequalities, has the potential to lead a fulfilling life.

In setting objectives and planning for activities in support of the charity's objects and mission the Trustees have given consideration to public benefit guidance published by the Charity Commission.

##### **b. Strategies for achieving objectives**

The charity strategic aims to deliver professional services to our community that meet the changing needs of our beneficiaries.

We will do this by focusing on:

1. Connecting within TCVS and with other organisations to find solutions that best meet people's complex needs
2. Identifying local unmet needs, taking positive action with partners to fill those gaps
3. Seeking opportunities to maximise our charitable income to grow the impact we can make on lives of our beneficiaries

#### **Activities for achieving objectives**

The charity continued to achieve its' current objectives during 2023-2024 through the provision of a range of services to local children and adults – including support for Adult Carers, Young Carers, Information, Advice and Support to parents/carers and children with special educational needs, support for people with autism and a new funding stream from the Inclusive Communities Fund to expand the delivery in the Café over the coming months.

Working alongside Charity Partner Telford Centre the charity premises provide a physical 'front door' to all services. All teams work out within the community supporting people in their neighbourhoods. Peer support groups and activities have grown during the year reaching both children and adults in a way they did pre COVID. Referrals into the services have increased each quarter and families have an increased multiple need.

The charity continues to collaborate with the council on the delivery of the Independent Living Centre. Foot fall has increased and cross referrals from and into the ILC continues to grow. The team are regularly onsite ensuring people coming through the additional 'front door' get information relevant and a whole family response.

The charity has continued to work alongside businesses and corporate partners benefiting from just under £16,000 in donations for the year. They commit all donations to making significant changes to people. The income is added value to other funding and enables extracurricular activity for increased wellbeing for the families.

The Executive Board, under the leadership of the Chair is diverse and innovative, providing challenge and ideas for the now and the future. Sustainability in a moving landscape is important as the charity settles following the turbulence of the pandemic.

## **Volunteers**

The charity actively supports volunteering and values the contributions made, particularly but not only in direct service provision to our service users.

The charity volunteer programme was awarded The Queens Award for Voluntary Service 2016.

## All Age Carers: Adult Carers 18+

2022/2023 2023/2024

|                                               |      |      |
|-----------------------------------------------|------|------|
| Active Roll                                   | 3547 | 3258 |
| Wellbeing Checkpoint triage + Info and Advice | 525  | 247  |
| Attendance at activity group/workshop support | 148  | 217  |
| Intensive support                             | 23   | 91   |
| Inward Referrals                              | 178  | 247  |



Information, advice and support for adult carers, who look after a friend or family member who has physical or mental ill health or a disability.

## All Age Carers: Young Carers 5-17

2022/2023 2023/2024

|                                               |     |     |
|-----------------------------------------------|-----|-----|
| Active Roll                                   | 600 | 701 |
| Referrals                                     | 110 | 104 |
| 1-1 Support                                   | 4   | 110 |
| Assessments                                   | 37  | 110 |
| Attendance at activity group/workshop support | 439 | 811 |
| Individual Engagement across all support      | 89  | 139 |



Information, advice and support for young carers 5-17, and their families who look after a family member who has physical or mental ill health or a disability.

## All Age Carers: Young Adult Carers 16-25

2022/2023 2023/2024

|                           |     |     |
|---------------------------|-----|-----|
| Active Roll (16-17 years) | 155 | 152 |
| Active Roll (18-25 years) | 44  | 44  |



Information, advice and support across Adult and Young Carers projects for carers 16-25, specifically meeting the needs of this age group in the areas of leisure, education and employment.

## Telford and Wrekin SENDIASS

2022/2023 2023/2024

|                                                     |     |     |
|-----------------------------------------------------|-----|-----|
| Referrals                                           | 361 | 406 |
| Active Caseloads                                    | 202 | 171 |
| Workshop/Coffee Mornings                            | 110 | 270 |
| Information Sessions 121                            | 46  | 36  |
| Face to Face (Community Events) - Numbers spoke too | 31  | 394 |
| Professional Liaison                                | 82  | 66  |
| C&YP                                                | 59  | 46  |



Supporting parents, children and young people with a special educational need or disability in relation to their education, health and social care.

## Telford Adult's Autism Hub

2022/2023 2023/2024

|                                         |         |              |
|-----------------------------------------|---------|--------------|
| Phone calls received                    | 3162    | 2781         |
| Support Sessions                        | Unknown | Aug-Mar: 132 |
| Community Peer Support Sessions         | 63      | 38           |
| Newsletter Recipients                   | 413     | 684          |
| Autism Assessment and Support Referrals | 403     | 464          |
| Drop In Session Attendance              | 684     | 253          |



First point of contact for adult assessments, social opportunities, IAG, 1-1 support, Autism Champion training, Group activities.

## Telford Children's Autism Hub

|                             | 2022/2023 | 2023/2024 |
|-----------------------------|-----------|-----------|
| Active roll                 | 638       | 877       |
| Referrals                   | 192       | 229       |
| Number of Workshops         | 91        | 128       |
| Attendance Wellbeing groups | 583       | 77        |



Launched in January 2022 supporting children and young people 0-18, and their families, who have a diagnosis of autism. Sharing positive experiences through a variety of support.

## Wellbeing Independence Partnership (WIP) Information and Advice Line

|                               | 2022/2023 | 2023/2024 |
|-------------------------------|-----------|-----------|
| Number of calls               | 4326      | 4254      |
| Calls Resolve                 | 2686      | 2800      |
| Transferred to Family Connect | 1640      | 1454      |



In collaboration with AgeUK (Shropshire and Telford and Wrekin) being First Point of Contact on all health and social care enquiries throughout the borough.

## A selection of virtual and face-to-face group activities . . .

**Adult Carers:** Walks; Wellbeing Support Groups; Male Carers Groups; Wellbeing Wrekin and Surrounds' Sketching/Photography/Wildlife/Walks.

**Young Carers:** Youth Club; Scouts Fun Day; Youth Club, Sports Coach, Leo Loco Circus Skills, Music Workshops, Christmas Enrichment, School Holiday Activities, Healthy Meals Provided

**SENDIASS:** Shout Out for SEND Groups; Creative Arts Sessions; Wellbeing Sessions;; Steering Group Meetings

**Autism Hub:** Autism Hub, Drop-In Support Groups; Hosted Support Webinars, Autism West Midlands Workshop, Autism Champion Training

**Children's Autism Hub:** Coffee and Chat Sessions; Primary Age Family Sessions; DUGOUT Youth Group; Autism West Midlands Workshop

**Wellbeing Cafe:** Providing 72 free Christmas Baps; Volunteer recruitment of adults with a learning disability - their training, support and help into employment, Pop Up Pantry Initiative started

## A selection of recent feedback across projects . . .

(... absolutely loved Youth Club - he keeps asking when he can go again" (Young Carers)

Fantastic service and such lovely people" (SENDIASS)"I

feel supported and listened to" (SENDIASS)

"It helps me having people to talk to, I feel less isolated" (SENDIASS SOS Group)"I'm

learning new skills" (Wellbeing Cafe Volunteer)

"We think it's absolutely amazing what IASS do and the SOS Group is wonderful. It's been amazing to see my child be part of something and taken for who she is" (SENDIASS)

"Thank you - I've come away from the phone call feeling more positive and confident that I'm able to change my lifestyle and to achieve what I'm aiming for" (Telford Autism Hub)

"The best part of the session, for myself and my child was meeting other people" (Telford Children's Autism Hub) "Thank you for taking the time to listen to me and helping me in what direction to go" (Telford Children's Autism Hub) "Thank you for the invaluable information" (Telford Children's Autism Hub)

"Remarkably professional, friendly and knowledgeable about the activities available" (WIP Line) "Really impressed with the lady I spoke to. She was kind and understanding" (WIP Line)

"Best breakfast anywhere - everyone is so caring" (Wellbeing Cafe Customer)

"Massively helps with my mental health and overall wellbeing" (Wellbeing Cafe Volunteer)

"It's nice to talk to someone about phone problems you may have and have constructive conversations with others" - (Adult Carers)

WIP LINE external Customer Satisfaction Survey - achieved 'Outstanding'

## **Investment policy and performance**

The charity has two permanent endowment funds, one established by the former Telford Development Corporation (TDC), and the Grassroots endowment established through a government match funding programme.

In the year to 31 March 2024 the value of the TDC endowment fund rose £16,917 (14.16%) to £136,376. Dividend income of £28,064 was received in the year and was expended on overhead costs. The Grassroots endowment fund remains consistent at £133,345.

## **Financial review**

### **a. Reserves policy**

The charity's policy is that reserves are to be maintained at a level that:

- Ensures responsibilities to staff, beneficiaries, and partners can be met.
- Protects the continuity of core work.
- Enables unexpected opportunities and growth.
- Covers risks such as unforeseen expenditure or unanticipated loss of income.
- Provides transparency to funders and other stakeholders.
- Meets the Trustees' duty to apply financial resources towards the charity's objectives.

The charity will do this by maintaining a designated reserve (the Employment Reserve) set at a level sufficient to meet three months projected staff costs. This reserve has been reduced to £102,493. This reserves policy will be monitored by the Trustee Board annually.

### **b. Principal funding**

The principal sources of funding for the year to 31 March 2024 were as follows:

- Telford & Wrekin Council
- NHS Shropshire, Telford and Wrekin
- Inclusive Communities Fund
- Lottery Award

### **c. Material investments policy**

To optimise the charity's income and minimise the impact of inflation, the trustees have the power to deposit or invest funds in any manner.

Investments in a public market must:

- Be managed by an external Investment Management Company.
- Be only where appropriate, given the charity's liquidity requirements and overall financial position.
- Be set at a risk level that has been agreed by the Board of Trustees.

The charity needs to produce the best financial return within an acceptable level of risk the Trustees seek to achieve long-term real returns such that the capital value of the portfolio increases at least in line with inflation (measured by CPI) as well as producing income that can be drawn upon when necessary to support the Charity with their charitable activities.

In addition, the Trustees seek to achieve long-term real returns such that the capital value of the portfolio increases at least in line with inflation, after taking the sums required each year.

The Trustees understand that in order to mitigate inflation risk, this is likely to mean that investment will partly be in real assets, such as equities and that in the short-term the capital value will fluctuate. The Trustees are able to tolerate volatility of the capital value as long as the charity is able to meet its grant making commitments through accumulated income or liquid spendable capital assets.

The charity's assets can be invested widely and should be diversified by asset class, geographical spread, unit and investment trust investment manager and by sector and security. Asset classes that the Trustees consider could be included within the portfolio are cash, gilts, corporate bonds, equities, property, structured products, private equity, commodities and any other asset that is deemed suitable for the charity. Access to these asset classes could be achieved directly or via collective investment vehicles such as unit or investment trusts.

The Trustees seek to agree a suitable asset allocation strategy with the investment managers, which is set with the aim to achieve the overall charity's investment objectives outlined above. This strategy would reflect the RBC Brewin Dolphin Risk Category 5; with the objective of obtaining a balance between income and capital growth to achieve the best overall return. RBC Brewin Dolphin's Risk Category 5 is described as Low to Moderate Investment Risk as outlined in their 'Guide to our risk categories for charities'.

The base currency of the charity's operations and liabilities is pounds sterling and therefore the majority of the investment portfolio should be based in sterling. Investments may be made in non-sterling assets but should not exceed more than half of the total investment portfolio unless Brewin Dolphin considers that diversification away from sterling is in the best interests of the charity. Where hedging is used by unit and investment trust managers and the price of the asset is based in sterling, this will be considered a sterling based asset.

The trustees continue to appoint RBC Brewin Dolphin to manage their investments and the portfolio was reviewed within the year.

Trustees may also choose to deposit funds into deposit accounts or fixed income savings products, these must be subject to:

- The deposit or savings products should be covered by the Financial Services Compensation Scheme (FSCS).
- The agreed value of the deposit should not exceed the FSCS compensation limit of £85,000. The Executive Board may approve a deposit above £85,000 after assessing the risk from sums not being covered against the potential return.
- Any deposits should be only where appropriate, given the charity's liquidity requirements and overall financial position.
- The fixed term or duration of any deposit up to two years can be agreed by the F&M Committee. Any term above two years must be authorised by the Executive Board.
- Any early termination consequences must be communicated to the F&M Committee.

All investments should be made after considering any ethical issues which could conflict with the charity's purpose or cause reputational risk.

This investments policy, alongside the performance of investments, will be monitored by the Trustee Board annually.

### **Plans for the future**

The charity are discussing, planning and modelling their Strategy for the next few years. The work will include the full staff team, key stakeholders and wider partners and people who use their services.

Looking forward to the opportunities ahead of them over the next 12-15 months, they will:

- Transition the DCEO into CEO post keeping staff, trustees and stakeholders informed and confident in the leadership of TWCVS.
- Continue to meet targets within existing contracts
- Preparing to be tender ready for when some of our contracts expire (All Age Carers / Autism Hubs)
- Facilitate an offer within the All Age Carers Centre which responds to the need of Unpaid Family Carers

- Launch a Pre Diagnosis offer in the Children’s Autism Hub which aligns with TWCVS aspiration to deliver services which benefit Hard to Reach Communities.
- Focus on building a sustainable model at Wellbeing – Madeley Community Café to increase our involvement within the community and income stream.
- Working towards a TWCVS approach to presence in community locations such as the ILC
- Recognising the challenge for recruiting Board Members therefore strengthening the current Board to remain resilient and increase retention on the TWCVS Executive Board.
- Develop and maintain relationships with organisations who TWCVS collaborate with to ensure best outcomes for our beneficiaries.
- Work with the NHS Shropshire, Telford and Wrekin and MPFT and Telford Council to support families.
- Ensure learning from and take account of the voices of people who use our services.
- Work on Staff Engagement which supports, inspires and involves colleagues. Exploring opportunities to promote Wellbeing, Progression and Collaboration.

**STATEMENT OF TRUSTEES’ RESPONSIBILITIES**

The trustees (who are also the directors of Telford and Wrekin Council for Voluntary Service for the purposes of company law) are responsible for preparing the Report of the Trustees and the financial statements in accordance with applicable law and United Kingdom Accounting Standards (United Kingdom Generally Accepted Accounting Practice).

Company law requires the trustees to prepare financial statements for each financial year which give a true and fair view of the state of affairs of the charitable company and of the incoming resources and application of resources, including the income and expenditure, of the charitable company for that period. In preparing those financial statements, the trustees are required to:

- select suitable accounting policies and then apply them consistently;
- observe the methods and principles in the Charity SORP;
- make judgements and estimates that are reasonable and prudent; and
- prepare the financial statements on the going concern basis unless it is inappropriate to presume that the charitable company will continue in business.

The trustees are responsible for keeping proper accounting records that disclose with reasonable accuracy at any time the financial position of the charitable company and to enable them to ensure that the financial statements comply with the Companies Act 2006. They are also responsible for safeguarding the assets of the charitable company and hence for taking reasonable steps for the prevention and detection of fraud and other irregularities.


In so far as the trustees are aware:

- there is no relevant audit information of which the company's auditors are unaware; and
- the trustees have taken all the steps that they ought to have taken to make themselves aware of any relevant audit information and to establish that the company's auditors are aware of that information.

**AUDITORS**

The auditors, D.R.E. & Co. (Audit) Limited, will be proposed for re-appointment at the forthcoming Annual General Meeting.

Approved by order of the board of trustees on 26 September 2024 and signed on its behalf by:

  
 .....  
 V Brissett - Trustee

**REPORT OF THE INDEPENDENT AUDITORS TO THE TRUSTEES OF  
TELFORD AND WREKIN COUNCIL FOR VOLUNTARY  
SERVICE**

**Opinion**

We have audited the financial statements of Telford and Wrekin Council for Voluntary Service (the 'charitable company') for the year ended 31 March 2024 which comprise the Statement of Financial Activities, the Balance Sheet, the Cash Flow Statement and notes to the financial statements, including a summary of significant accounting policies. The financial reporting framework that has been applied in their preparation is applicable law and United Kingdom Accounting Standards (United Kingdom Generally Accepted Accounting Practice).

In our opinion the financial statements:

- give a true and fair view of the state of the charitable company's affairs as at 31 March 2024 and of its incoming resources and application of resources, including its income and expenditure, for the year then ended;
- have been properly prepared in accordance with United Kingdom Generally Accepted Accounting Practice; and
- have been prepared in accordance with the requirements of the Companies Act 2006.

**Basis for opinion**

We conducted our audit in accordance with International Standards on Auditing (UK) (ISAs (UK)) and applicable law. Our responsibilities under those standards are further described in the Auditors' responsibilities for the audit of the financial statements section of our report. We are independent of the charitable company in accordance with the ethical requirements that are relevant to our audit of the financial statements in the UK, including the FRC's Ethical Standard, and we have fulfilled our other ethical responsibilities in accordance with these requirements. We believe that the audit evidence we have obtained is sufficient and appropriate to provide a basis for our opinion.

**Conclusions relating to going concern**

In auditing the financial statements, we have concluded that the trustees' use of the going concern basis of accounting in the preparation of the financial statements is appropriate.

Based on the work we have performed, we have not identified any material uncertainties relating to events or conditions that, individually or collectively, may cast significant doubt on the charitable company's ability to continue as a going concern for a period of at least twelve months from when the financial statements are authorised for issue.

Our responsibilities and the responsibilities of the trustees with respect to going concern are described in the relevant sections of this report.

**Other information**

The trustees are responsible for the other information. The other information comprises the information included in the Annual Report, other than the financial statements and our Report of the Independent Auditors thereon.

Our opinion on the financial statements does not cover the other information and, except to the extent otherwise explicitly stated in our report, we do not express any form of assurance conclusion thereon.

In connection with our audit of the financial statements, our responsibility is to read the other information and, in doing so, consider whether the other information is materially inconsistent with the financial statements or our knowledge obtained in the audit or otherwise appears to be materially misstated. If we identify such material inconsistencies or apparent material misstatements, we are required to determine whether this gives rise to a material misstatement in the financial statements themselves. If, based on the work we have performed, we conclude that there is a material misstatement of this other information, we are required to report that fact. We have nothing to report in this regard.

**Matters on which we are required to report by exception**

We have nothing to report in respect of the following matters where the Charities (Accounts and Reports) Regulations 2008 requires us to report to you if, in our opinion:

- the information given in the Report of the Trustees is inconsistent in any material respect with the financial statements;
- or
- the charitable company has not kept adequate accounting records; or
- the financial statements are not in agreement with the accounting records and returns; or
- we have not received all the information and explanations we require for our audit.

**REPORT OF THE INDEPENDENT AUDITORS TO THE TRUSTEES OF  
TELFORD AND WREKIN COUNCIL FOR VOLUNTARY  
SERVICE**

**Responsibilities of trustees**

As explained more fully in the Statement of Trustees' Responsibilities, the trustees (who are also the directors of the charitable company for the purposes of company law) are responsible for the preparation of the financial statements and for being satisfied that they give a true and fair view, and for such internal control as the trustees determine is necessary to enable the preparation of financial statements that are free from material misstatement, whether due to fraud or error.

In preparing the financial statements, the trustees are responsible for assessing the charitable company's ability to continue as a going concern, disclosing, as applicable, matters related to going concern and using the going concern basis of accounting unless the trustees either intend to liquidate the charitable company or to cease operations, or have no realistic alternative but to do so.

**REPORT OF THE INDEPENDENT AUDITORS TO THE TRUSTEES OF  
TELFORD AND WREKIN COUNCIL FOR VOLUNTARY  
SERVICE**

**Our responsibilities for the audit of the financial statements**

We have been appointed as auditors under Section 144 of the Charities Act 2011 and report in accordance with the Act and relevant regulations made or having effect thereunder.

Our objectives are to obtain reasonable assurance about whether the financial statements as a whole are free from material misstatement, whether due to fraud or error, and to issue a Report of the Independent Auditors that includes our opinion. Reasonable assurance is a high level of assurance, but is not a guarantee that an audit conducted in accordance with ISAs (UK) will always detect a material misstatement when it exists. Misstatements can arise from fraud or error and are considered material if, individually or in the aggregate, they could reasonably be expected to influence the economic decisions of users taken on the basis of these financial statements.

The extent to which our procedures are capable of detecting irregularities, including fraud is detailed below:

- the engagement partner ensured that the engagement team collectively had the appropriate competence, capabilities and skills to identify or recognise non-compliance with applicable laws and regulations;
- we identified the laws and regulations applicable to the company through discussions with directors and other management, and from our commercial knowledge and experience of the care and support sector;
- we focused on specific laws and regulations which we considered may have a direct material effect on the financial statements or the operations of the company, including the Companies Act 2006, Charity SORP (FRS102), employment, environmental and health and safety legislation;
- we assessed the extent of compliance with the laws and regulations identified above through making enquiries of management; and
- identified laws and regulations were communicated within the audit team regularly and the team remained alert to instances of non-compliance throughout the audit.

We assessed the susceptibility of the company's financial statements to material misstatement, including obtaining an understanding of how fraud might occur, by:

- making enquiries of management as to their knowledge of actual, suspected and alleged fraud; and

To address the risk of fraud through management bias and override of controls, we:

- performed analytical procedures to identify any unusual or unexpected relationships;
- tested journal entries to identify unusual transactions;
- investigated the rationale behind significant or unusual transactions.

In response to the risk of irregularities and non-compliance with laws and regulations, we designed procedures which included, but were not limited to:

- agreeing financial statement disclosures to underlying supporting documentation;
- reading the minutes of meetings of those charged with governance;
- enquiring of management as to actual and potential litigation and claims;

There are inherent limitations in our audit procedures described above. The more removed that laws and regulations are from financial transactions, the less likely it is that we would become aware of non-compliance. Auditing standards also limit the audit procedures required to identify non-compliance with laws and regulations to enquiry of the directors and other management and the inspection of regulatory and legal correspondence, if any.

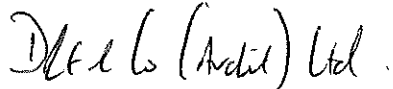
Material misstatements that arise due to fraud can be harder to detect than those that arise from error as they may involve deliberate concealment or collusion.

**REPORT OF THE INDEPENDENT AUDITORS TO THE TRUSTEES OF  
TELFORD AND WREKIN COUNCIL FOR VOLUNTARY  
SERVICE**

A further description of our responsibilities for the audit of the financial statements is located on the Financial Reporting Council's website at [www.frc.org.uk/auditorsresponsibilities](http://www.frc.org.uk/auditorsresponsibilities). This description forms part of our Report of the Independent Auditors.

**Use of our report**

This report is made solely to the charitable company's trustees, as a body, in accordance with Part 4 of the Charities (Accounts and Reports) Regulations 2008. Our audit work has been undertaken so that we might state to the charitable company's trustees those matters we are required to state to them in an auditors' report and for no other purpose. To the fullest extent permitted by law, we do not accept or assume responsibility to anyone other than the charitable company and the charitable company's trustees as a body, for our audit work, for this report, or for the opinions we have formed.



D.R.E. & Co. (Audit) Limited  
Eligible to act as an auditor in terms of Section 1212 of the Companies Act 2006  
7 Lower Brook Street  
Oswestry  
Shropshire  
SY11 2HG

Date: 26 September 2024

**TELFORD AND WREKIN COUNCIL FOR VOLUNTARY SERVICE**

**STATEMENT OF FINANCIAL ACTIVITIES**  
**FOR THE YEAR ENDED 31 MARCH 2024**

|                                    | Notes | Unrestricted funds<br>£ | Restricted funds<br>£ | Endowment funds<br>£  | 31.3.24<br>Total funds<br>£ | 31.3.23<br>Total funds<br>£ |
|------------------------------------|-------|-------------------------|-----------------------|-----------------------|-----------------------------|-----------------------------|
| <b>INCOME AND ENDOWMENTS FROM</b>  |       |                         |                       |                       |                             |                             |
| Contract income                    | 2     | 121,370                 | 693,803               | -                     | 815,173                     | 979,238                     |
| Fundraising activities             | 3     | 7,406                   | 10,320                | -                     | 17,726                      | 27,597                      |
| Investment income                  | 4     | 19,204                  | 4,492                 | 5,331                 | 29,027                      | 27,584                      |
| Other income                       | 5     | <u>1,242</u>            | <u>3,472</u>          | <u>-</u>              | <u>4,714</u>                | <u>800</u>                  |
| <b>Total</b>                       |       | <u>149,222</u>          | <u>712,087</u>        | <u>5,331</u>          | <u>866,640</u>              | <u>1,035,219</u>            |
| <b>EXPENDITURE ON</b>              |       |                         |                       |                       |                             |                             |
| Raising funds                      | 6     | 4,447                   | 1,095                 | 1,300                 | 6,842                       | 6,805                       |
| <b>Charitable activities</b>       |       |                         |                       |                       |                             |                             |
| Voluntary services                 | 7     | <u>189,691</u>          | <u>766,675</u>        | <u>-</u>              | <u>956,366</u>              | <u>1,004,495</u>            |
| <b>Total</b>                       |       | <u>194,138</u>          | <u>767,770</u>        | <u>1,300</u>          | <u>963,208</u>              | <u>1,011,300</u>            |
| Net gains/(losses) on investments  |       | <u>44,084</u>           | <u>10,852</u>         | <u>12,886</u>         | <u>67,822</u>               | <u>(63,652)</u>             |
| <b>NET INCOME/(EXPENDITURE)</b>    |       | <b>(832)</b>            | <b>(44,831)</b>       | <b>16,917</b>         | <b>(28,746)</b>             | <b>(39,733)</b>             |
| Transfers between funds            | 19    | <u>6,081</u>            | <u>(6,081)</u>        | <u>-</u>              | <u>-</u>                    | <u>-</u>                    |
| <b>Net movement in funds</b>       |       | <b>5,249</b>            | <b>(50,912)</b>       | <b>16,917</b>         | <b>(28,746)</b>             | <b>(39,733)</b>             |
| <b>RECONCILIATION OF FUNDS</b>     |       |                         |                       |                       |                             |                             |
| Total funds brought forward        |       | <u>343,782</u>          | <u>580,961</u>        | <u>252,804</u>        | <u>1,177,547</u>            | <u>1,217,280</u>            |
| <b>TOTAL FUNDS CARRIED FORWARD</b> |       | <u><b>349,031</b></u>   | <u><b>530,049</b></u> | <u><b>269,721</b></u> | <u><b>1,148,801</b></u>     | <u><b>1,177,547</b></u>     |

The notes form part of these financial statements

**TELFORD AND WREKIN COUNCIL FOR VOLUNTARY SERVICE**

**BALANCE SHEET**  
**31 MARCH 2024**

|                                              | Notes | Unrestricted funds<br>£ | Restricted funds<br>£ | Endowment funds<br>£ | 31.3.24<br>Total funds<br>£ | 31.3.23<br>Total funds<br>£ |
|----------------------------------------------|-------|-------------------------|-----------------------|----------------------|-----------------------------|-----------------------------|
| <b>FIXED ASSETS</b>                          |       |                         |                       |                      |                             |                             |
| Tangible assets                              | 14    | 13,625                  | 3,026                 | -                    | 16,651                      | 22,143                      |
| Investments                                  | 15    | <u>662,937</u>          | <u>29,840</u>         | <u>327,127</u>       | <u>1,019,904</u>            | <u>922,868</u>              |
|                                              |       | 676,562                 | 32,866                | 327,127              | 1,036,555                   | 945,011                     |
| <b>CURRENT ASSETS</b>                        |       |                         |                       |                      |                             |                             |
| Debtors                                      | 16    | 19,969                  | 356                   | 423                  | 20,748                      | 39,812                      |
| Cash at bank and in hand                     |       | <u>(195,969)</u>        | <u>496,827</u>        | <u>(57,829)</u>      | <u>243,029</u>              | <u>301,730</u>              |
|                                              |       | (176,000)               | 497,183               | (57,406)             | 263,777                     | 341,542                     |
| <b>CREDITORS</b>                             |       |                         |                       |                      |                             |                             |
| Amounts falling due within one year          | 17    | <u>(149,059)</u>        | -                     | -                    | <u>(149,059)</u>            | <u>(103,713)</u>            |
| <b>NET CURRENT ASSETS</b>                    |       | <u>(325,059)</u>        | <u>497,183</u>        | <u>(57,406)</u>      | <u>114,718</u>              | <u>237,829</u>              |
| <b>TOTAL ASSETS LESS CURRENT LIABILITIES</b> |       | 351,503                 | 530,049               | 269,721              | 1,151,273                   | 1,182,840                   |
| <b>PENSION LIABILITY</b>                     | 20    | <u>(2,472)</u>          | -                     | -                    | <u>(2,472)</u>              | <u>(5,293)</u>              |
| <b>NET ASSETS</b>                            |       | <u>349,031</u>          | <u>530,049</u>        | <u>269,721</u>       | <u>1,148,801</u>            | <u>1,177,547</u>            |
| <b>FUNDS</b>                                 |       |                         |                       |                      |                             |                             |
| Unrestricted funds                           | 19    |                         |                       |                      | 349,031                     | 343,782                     |
| Restricted funds                             |       |                         |                       |                      | 530,049                     | 580,961                     |
| Endowment funds                              |       |                         |                       |                      | <u>269,721</u>              | <u>252,804</u>              |
| <b>TOTAL FUNDS</b>                           |       |                         |                       |                      | <u>1,148,801</u>            | <u>1,177,547</u>            |

The charitable company is entitled to exemption from audit under Section 477 of the Companies Act 2006 for the year ended 31 March 2024.

The members have not deposited notice, pursuant to Section 476 of the Companies Act 2006 requiring an audit of these financial statements.

The trustees acknowledge their responsibilities for

- (a) ensuring that the charitable company keeps accounting records that comply with Sections 386 and 387 of the Companies Act 2006 and
- (b) preparing financial statements which give a true and fair view of the state of affairs of the charitable company as at the end of each financial year and of its surplus or deficit for each financial year in accordance with the requirements of Sections 394 and 395 and which otherwise comply with the requirements of the Companies Act 2006 relating to financial statements, so far as applicable to the charitable company.

These financial statements have been audited under the requirements of Section 145 of the Charities Act 2011.


The notes form part of these financial statements

**TELFORD AND WREKIN COUNCIL FOR VOLUNTARY  
SERVICE**

**BALANCE SHEET - continued**  
**31 MARCH 2024**

These financial statements have been prepared in accordance with the provisions applicable to charitable companies subject to the small companies regime.

The financial statements were approved by the Board of Trustees and authorised for issue on 26 September 2024 and were signed on its behalf by:

  
.....  
V Brissett - Trustee

The notes form part of these financial statements

**TELFORD AND WREKIN COUNCIL FOR VOLUNTARY SERVICE**

**CASH FLOW STATEMENT**  
**FOR THE YEAR ENDED 31 MARCH 2024**

|                                                                           | Notes | 31.3.24<br>£          | 31.3.23<br>£          |
|---------------------------------------------------------------------------|-------|-----------------------|-----------------------|
| <b>Cash flows from operating activities</b>                               |       |                       |                       |
| Cash generated from operations                                            | 1     | <u>(61,509)</u>       | <u>(1,814)</u>        |
| Net cash used in operating activities                                     |       | <u>(61,509)</u>       | <u>(1,814)</u>        |
| <b>Cash flows from investing activities</b>                               |       |                       |                       |
| Purchase of tangible fixed assets                                         |       | (1,037)               | (3,372)               |
| Purchase of fixed asset investments                                       |       | (257,431)             | (142,404)             |
| Sale of fixed asset investments                                           |       | 228,218               | 115,282               |
| Interest received                                                         |       | <u>29,027</u>         | <u>27,584</u>         |
| Net cash used in investing activities                                     |       | <u>(1,223)</u>        | <u>(2,910)</u>        |
| <b>Cash flows from financing activities</b>                               |       |                       |                       |
| Income attributable to endowment                                          |       | 5,331                 | 5,210                 |
| Expenditure attributable to endowment                                     |       | <u>(1,300)</u>        | <u>(1,293)</u>        |
| Net cash provided by financing activities                                 |       | <u>4,031</u>          | <u>3,917</u>          |
|                                                                           |       | —                     | —                     |
| <b>Change in cash and cash equivalents in the reporting period</b>        |       | <b>(58,701)</b>       | <b>(807)</b>          |
| <b>Cash and cash equivalents at the beginning of the reporting period</b> |       | <b><u>301,730</u></b> | <b><u>302,537</u></b> |
| <b>Cash and cash equivalents at the end of the reporting period</b>       |       | <b><u>243,029</u></b> | <b><u>301,730</u></b> |

The notes form part of these financial statements

**TELFORD AND WREKIN COUNCIL FOR VOLUNTARY SERVICE**

**NOTES TO THE CASH FLOW STATEMENT FOR THE YEAR ENDED 31 MARCH 2024**

**1. RECONCILIATION OF NET EXPENDITURE TO NET CASH FLOW FROM OPERATING ACTIVITIES**

|                                                                                         | 31.3.24<br>£           | 31.3.23<br>£          |
|-----------------------------------------------------------------------------------------|------------------------|-----------------------|
| Net expenditure for the reporting period (as per the Statement of Financial Activities) | (28,746)               | (39,733)              |
| Adjustments for:                                                                        |                        |                       |
| Depreciation charges                                                                    | 6,530                  | 5,422                 |
| (Gain)/losses on investments                                                            | (67,822)               | 63,652                |
| Interest received                                                                       | (29,027)               | (27,584)              |
| Income attributable to endowment                                                        | (5,331)                | (5,210)               |
| Expenditure attributable to endowment                                                   | 1,300                  | 1,293                 |
| Movement in pension liability                                                           | (2,821)                | (3,010)               |
| Decrease in debtors                                                                     | 19,064                 | 100,291               |
| Increase/(decrease) in creditors                                                        | <u>45,344</u>          | <u>(96,935)</u>       |
| <b>Net cash used in operations</b>                                                      | <b><u>(61,509)</u></b> | <b><u>(1,814)</u></b> |

**2. ANALYSIS OF CHANGES IN NET FUNDS**

|                          | At 1.4.23<br>£        | Cash flow<br>£         | At 31.3.24<br>£       |
|--------------------------|-----------------------|------------------------|-----------------------|
| Net cash                 |                       |                        |                       |
| Cash at bank and in hand | <u>301,730</u>        | <u>(58,701)</u>        | <u>243,029</u>        |
|                          | <u>301,730</u>        | <u>(58,701)</u>        | <u>243,029</u>        |
| <b>Total</b>             | <b><u>301,730</u></b> | <b><u>(58,701)</u></b> | <b><u>243,029</u></b> |

The notes form part of these financial statements

**TELFORD AND WREKIN COUNCIL FOR VOLUNTARY SERVICE**

**NOTES TO THE FINANCIAL STATEMENTS FOR THE YEAR ENDED 31 MARCH 2024**

**1. ACCOUNTING POLICIES**

**Basis of preparing the financial statements**

The financial statements of the charitable company, which is a public benefit entity under FRS 102, have been prepared in accordance with the Charities SORP (FRS 102) 'Accounting and Reporting by Charities: Statement of Recommended Practice applicable to charities preparing their accounts in accordance with the Financial Reporting Standard applicable in the UK and Republic of Ireland (FRS 102) (effective 1 January 2019)', Financial Reporting Standard 102 'The Financial Reporting Standard applicable in the UK and Republic of Ireland' and the Companies Act 2006. The financial statements have been prepared under the historical cost convention with the exception of investments which are included at market value.

The financial statements are for the individual entity only.

The financial statements are presented in Sterling (£), rounded to the nearest £1.

**Company status**

The charity is a company limited by guarantee. The members of the company are the Trustees named on page 1. In the event of the charity being wound up, the liability in respect of the guarantee is limited to £1 per member of the charity.

**Income**

All income is recognised in the Statement of Financial Activities once the charity has entitlement to the funds, it is probable that the income will be received and the amount can be measured reliably.

Income from government and other grants, whether 'capital' grants or 'revenue' grants is recognised when the charity has entitlement to the funds, and performance conditions attached to the grants have been met, it is probable that the income will be received and the amount can be measured reliably.

**Expenditure**

Liabilities are recognised as expenditure as soon as there is a legal or constructive obligation committing the charity to that expenditure, it is probable that a transfer of economic benefits will be required in settlement and the amount of the obligation can be measured reliably. Expenditure is accounted for on an accruals basis and has been classified under headings that aggregate all cost related to the category. Where costs cannot be directly attributed to particular headings they have been allocated to activities on a basis consistent with the use of resources.

Grants payable are charged in the year when the offer is made except in those where the offer is conditional, such grants being recognised as expenditure when the conditions attaching are fulfilled. Grants offered subject to conditions which have not been met at the year end are noted as a commitment, but not accrued as expenditure.

**Allocation and apportionment of costs**

Invoiced costs and staff time are directly allocated to the fund to which they relate.

Management time is recharged on a pro rata basis based on the levels of staff costs attributed to each fund.

**Fixed assets**

Tangible assets are stated at cost (or deemed cost) less accumulated depreciation and accumulated impairment losses. Cost includes the original purchase price, costs directly attributable to bringing the asset to its working condition for its intended use, dismantling and restoration costs and borrowing costs capitalised.

Depreciation is provided at the following annual rates in order to write off each asset over its estimated useful life or, if held under a finance lease, over the lease term, whichever is shorter:

Office equipment - 10%, 33% and 37.5% straight line

**Investments**

Investments are stated at market value at the balance sheet date. The Statement of Financial Activities includes the net gains and losses arising on revaluations and disposals throughout the year.

**TELFORD AND WREKIN COUNCIL FOR VOLUNTARY SERVICE**

**NOTES TO THE FINANCIAL STATEMENTS - continued**  
**FOR THE YEAR ENDED 31 MARCH 2024**

**1. ACCOUNTING POLICIES - continued**

**Taxation**

The charity is exempt from corporation tax on its charitable activities.

**Fund accounting**

General funds are unrestricted funds which are available for use at the discretion of the trustees in furtherance of the general objectives of the charity and which have not been designated for other purposes.

Designated funds comprise unrestricted funds that have been set aside by the trustees for particular purposes. The aim and use of each designated fund is set out in the notes to the financial statements.

Restricted funds are funds which are to be used in accordance with specific restrictions imposed by donors or which have been raised by the charity for particular purposes. The costs of raising and administering such funds are charged against the specific fund. The aim and use of each restricted fund is set out in the notes to the financial statements.

Investment income, gains and losses are allocated to the appropriate fund.

**Operating leases**

Rentals paid under operating leases are charged to the Statement of Financial Activities on a straight line basis over the period of the lease.

**Pensions**

The charity operates a defined benefits pension scheme. The scheme is a multi-employer scheme where it is not possible, in the normal course of events, to identify on a consistent and reasonable basis, the share of underlying assets and liabilities belonging to individual participating employers. Therefore, as required by paragraph 28.11 of FRS 102, the charity accounts for this scheme as if it was a defined contribution scheme. The amount charged to the Statement of Financial Activities represents contributions payable to the scheme in respect of the accounting period.

**Financial instruments**

The charity has chosen to adopt Sections 11 and 12 of FRS 102 in respect of financial instruments.

**(i) Financial assets**

Basic financial assets, including trade and other debtors and cash and bank balances, are initially recognised at transaction price, unless the arrangement constitutes a financing transaction, where the transaction is measured at the present value of the future receipts discounted at a market rate of interest.

Such assets are subsequently carried at amortised cost using the effective interest method.

At the end of each reporting period financial assets measured at amortised cost are assessed for objective evidence of impairment. If an asset is impaired the impairment loss is the difference between the carrying amount and the present value of the estimated cash flows discounted at the asset's original effective interest rate. The impairment loss is recognised in profit or loss.

If there is a decrease in the impairment loss arising from an event occurring after the impairment was recognised, the impairment is reversed. The reversal is such that the current carrying amount does not exceed what the carrying amount would have been had the impairment not previously been recognised. The impairment reversal is recognised in profit or loss.

Financial assets are derecognised when (a) the contractual rights to the cash flows from the asset expire or are settled, or (b) substantially all the risks and rewards of the ownership of the asset are transferred to another party, or (c) despite having retained some significant risks and rewards of ownership, control of the asset has been transferred to another party who has the practical ability to unilaterally sell the asset to an unrelated third party without imposing additional restrictions.

**TELFORD AND WREKIN COUNCIL FOR VOLUNTARY SERVICE**

**NOTES TO THE FINANCIAL STATEMENTS - continued**  
**FOR THE YEAR ENDED 31 MARCH 2024**

**1. ACCOUNTING POLICIES - continued**

**Financial instruments**

**(i) Financial liabilities**

Basic financial liabilities, including trade and other creditors, are initially recognised at transaction price, unless the arrangement constitutes a financing transaction, where the debt instrument is measured at the present value of the future receipts discounted at a market rate of interest.

Debt instruments are subsequently carried at amortised cost, using the effective interest rate method. Fees paid on the establishment of loan facilities are recognised as transaction costs of the loan to the extent that it is probable that some or all of the facility will be drawn down. In this case, the fee is deferred until the draw-down occurs. To the extent there is no evidence that it is probable that some or all of the facility will be drawn down, the fee is capitalised as a pre-payment for liquidity services and amortised over the period of the facility to which it relates.

Trade payables are obligations to pay for goods or services that have been acquired in the ordinary course of business from suppliers. Accounts payable are classified as current liabilities if payment is due within one year or less. If not, they are presented as non-current liabilities. Trade payables are recognised initially at transaction price and subsequently measured at amortised cost using the effective interest method.

Financial liabilities are derecognised when the liability is extinguished, that is when the contractual obligation is discharged, cancelled or expires.

**2. CONTRACT INCOME**

|           | 31.3.24        | 31.3.23        |
|-----------|----------------|----------------|
|           | £              | £              |
| Contracts | 683,683        | 822,533        |
| Donations | 109,575        | 82,792         |
| Services  | 6,484          | 12,409         |
| Grants    | <u>15,431</u>  | <u>61,504</u>  |
|           | <u>815,173</u> | <u>979,238</u> |

Included within donations is £109,575 (2023: £82,792) which relates to the value of donated facilities in respect of discounted rent and service charges on the offices and other rooms used by the charity.

**3. FUNDRAISING ACTIVITIES**

|                    | 31.3.24       | 31.3.23       |
|--------------------|---------------|---------------|
|                    | £             | £             |
| Fundraising events | <u>17,726</u> | <u>27,597</u> |

**TELFORD AND WREKIN COUNCIL FOR VOLUNTARY SERVICE**

**NOTES TO THE FINANCIAL STATEMENTS - continued**  
**FOR THE YEAR ENDED 31 MARCH 2024**

|      |                                    |                                                      |                                  |                |
|------|------------------------------------|------------------------------------------------------|----------------------------------|----------------|
| 4.   | <b>INVESTMENT INCOME</b>           |                                                      | <b>31.3.24</b>                   | 31.3.23        |
|      |                                    |                                                      | £                                | £              |
|      | Deposit account interest           |                                                      | 964                              | 160            |
|      | Investment income                  |                                                      | <u>28,063</u>                    | <u>27,424</u>  |
|      |                                    |                                                      | <u>29,027</u>                    | <u>27,584</u>  |
| <br> |                                    |                                                      |                                  |                |
| 5.   | <b>OTHER INCOME</b>                |                                                      | <b>31.3.24</b>                   | 31.3.23        |
|      |                                    |                                                      | £                                | £              |
|      | Service charges received           |                                                      | 3,914                            | -              |
|      | Other incoming resources           |                                                      | <u>800</u>                       | <u>800</u>     |
|      |                                    |                                                      | <u>4,714</u>                     | <u>800</u>     |
| <br> |                                    |                                                      |                                  |                |
| 6.   | <b>RAISING FUNDS</b>               |                                                      |                                  |                |
|      | <b>Investment management costs</b> |                                                      | <b>31.3.24</b>                   | 31.3.23        |
|      |                                    |                                                      | £                                | £              |
|      | Portfolio management               |                                                      | <u>6,842</u>                     | <u>6,805</u>   |
| <br> |                                    |                                                      |                                  |                |
| 7.   | <b>CHARITABLE ACTIVITIES COSTS</b> |                                                      |                                  |                |
|      |                                    | Grant<br>funding of<br>activities<br>(see note<br>8) | Support<br>costs (see<br>note 9) | Totals         |
|      |                                    | Direct<br>Costs                                      | £                                | £              |
|      | Voluntary services                 | <u>686,792</u>                                       | <u>1,000</u>                     | <u>268,574</u> |
|      |                                    |                                                      |                                  | <u>956,366</u> |
| <br> |                                    |                                                      |                                  |                |
| 8.   | <b>GRANTS PAYABLE</b>              |                                                      | <b>31.3.24</b>                   | 31.3.23        |
|      |                                    |                                                      | £                                | £              |
|      | Voluntary services                 |                                                      | <u>1,000</u>                     | <u>11,013</u>  |

**TELFORD AND WREKIN COUNCIL FOR VOLUNTARY SERVICE**

**NOTES TO THE FINANCIAL STATEMENTS - continued**  
**FOR THE YEAR ENDED 31 MARCH 2024**

**9. SUPPORT COSTS**

|                    | Management<br>£ | Finance<br>£ | Governance<br>costs<br>£ | Totals<br>£    |
|--------------------|-----------------|--------------|--------------------------|----------------|
| Voluntary services | <u>260,411</u>  | <u>164</u>   | <u>7,999</u>             | <u>268,574</u> |

**10. NET INCOME/(EXPENDITURE)**

Net income/(expenditure) is stated after charging/(crediting):

|                             |              |              |
|-----------------------------|--------------|--------------|
|                             | 31.3.24      | 31.3.23      |
|                             | £            | £            |
| Auditors' remuneration      | 7,999        | 9,370        |
| Depreciation - owned assets | 6,529        | 5,422        |
| Hire of plant and machinery | 1,157        | 1,528        |
| Other operating leases      | <u>3,623</u> | <u>2,511</u> |

**11. TRUSTEES' REMUNERATION AND BENEFITS**

There were no trustees' remuneration or other benefits for the year ended 31 March 2024 nor for the year ended 31 March 2023.

**12. STAFF COSTS**

|                       |                |                |
|-----------------------|----------------|----------------|
|                       | 31.3.24        | 31.3.23        |
|                       | £              | £              |
| Wages and salaries    | 558,129        | 627,864        |
| Social security costs | 25,195         | 32,508         |
| Other pension costs   | <u>14,891</u>  | <u>15,516</u>  |
|                       | <u>598,215</u> | <u>675,888</u> |

The average monthly number of employees during the year was as follows:

|                  |           |           |
|------------------|-----------|-----------|
|                  | 31.3.24   | 31.3.23   |
| Administrative   | 7         | 5         |
| Service delivery | <u>22</u> | <u>26</u> |
|                  | <u>29</u> | <u>31</u> |

The average number of full-time equivalent employees (including casual and part-time staff) during the year was 17.79 (2023: 19.80).

No employee received emoluments in excess of £60,000.

Total key management personnel remuneration was £221,131 (2023: £239,350).

**TELFORD AND WREKIN COUNCIL FOR VOLUNTARY SERVICE**

**NOTES TO THE FINANCIAL STATEMENTS - continued**  
**FOR THE YEAR ENDED 31 MARCH 2024**

**13. COMPARATIVES FOR THE STATEMENT OF FINANCIAL ACTIVITIES**

|                                    | Unrestricted<br>funds<br>£ | Restricted<br>funds<br>£ | Endowment<br>funds<br>£ | Total<br>funds<br>£ |
|------------------------------------|----------------------------|--------------------------|-------------------------|---------------------|
| <b>INCOME AND ENDOWMENTS FROM</b>  |                            |                          |                         |                     |
| Contract income                    | 97,371                     | 881,867                  | -                       | 979,238             |
| Fundraising activities             | 1,428                      | 26,169                   | -                       | 27,597              |
| Investment income                  | 17,980                     | 4,394                    | 5,210                   | 27,584              |
| Other income                       | 800                        | -                        | -                       | 800                 |
| <b>Total</b>                       | <u>117,579</u>             | <u>912,430</u>           | <u>5,210</u>            | <u>1,035,219</u>    |
| <br>                               |                            |                          |                         |                     |
| <b>EXPENDITURE ON</b>              |                            |                          |                         |                     |
| Raising funds                      | 4,423                      | 1,089                    | 1,293                   | 6,805               |
| <b>Charitable activities</b>       |                            |                          |                         |                     |
| Voluntary services                 | 170,565                    | 833,930                  | -                       | 1,004,495           |
| <b>Total</b>                       | <u>174,988</u>             | <u>835,019</u>           | <u>1,293</u>            | <u>1,011,300</u>    |
| <br>                               |                            |                          |                         |                     |
| Net gains/(losses) on investments  | (41,374)                   | (10,184)                 | (12,094)                | (63,652)            |
| <br>                               |                            |                          |                         |                     |
| <b>NET INCOME/(EXPENDITURE)</b>    | (98,783)                   | 67,227                   | (8,177)                 | (39,733)            |
| Transfers between funds            | 470                        | (4,932)                  | 4,462                   | -                   |
| <b>Net movement in funds</b>       | (98,313)                   | 62,295                   | (3,715)                 | (39,733)            |
| <br>                               |                            |                          |                         |                     |
| <b>RECONCILIATION OF FUNDS</b>     |                            |                          |                         |                     |
| Total funds brought forward        | 442,090                    | 518,671                  | 256,519                 | 1,217,280           |
| <br>                               |                            |                          |                         |                     |
| <b>TOTAL FUNDS CARRIED FORWARD</b> | <u>343,777</u>             | <u>580,966</u>           | <u>252,804</u>          | <u>1,177,547</u>    |

**TELFORD AND WREKIN COUNCIL FOR VOLUNTARY SERVICE**

**NOTES TO THE FINANCIAL STATEMENTS - continued**  
**FOR THE YEAR ENDED 31 MARCH 2024**

**14. TANGIBLE FIXED ASSETS**

|                       | Computer<br>equipment<br>£ |
|-----------------------|----------------------------|
| <b>COST</b>           |                            |
| At 1 April 2023       | 58,252                     |
| Additions             | <u>1,037</u>               |
| At 31 March 2024      | <u>59,289</u>              |
| <b>DEPRECIATION</b>   |                            |
| At 1 April 2023       | 36,109                     |
| Charge for year       | <u>6,529</u>               |
| At 31 March 2024      | <u>42,638</u>              |
| <b>NET BOOK VALUE</b> |                            |
| At 31 March 2024      | <u>16,651</u>              |
| At 31 March 2023      | <u>22,143</u>              |

**15. FIXED ASSET INVESTMENTS**

|                       | Listed<br>investments<br>£ |
|-----------------------|----------------------------|
| <b>MARKET VALUE</b>   |                            |
| At 1 April 2023       | 922,868                    |
| Additions             | 257,431                    |
| Disposals             | (223,733)                  |
| Revaluations          | <u>63,338</u>              |
| At 31 March 2024      | <u>1,019,904</u>           |
| <b>NET BOOK VALUE</b> |                            |
| At 31 March 2024      | <u>1,019,904</u>           |
| At 31 March 2023      | <u>922,868</u>             |

The split of investment assets between UK and non-UK is as follows:

|                          | 2024<br>£        | 2023<br>£      |
|--------------------------|------------------|----------------|
| UK investment assets     | 484,198          | 419,266        |
| Non-UK investment assets | <u>535,706</u>   | <u>503,603</u> |
|                          | <u>1,019,904</u> | <u>922,869</u> |

The charity had the following material investments:

|                                                                        | 2024<br>£ | 2023<br>£ |
|------------------------------------------------------------------------|-----------|-----------|
| HENDERSON INVESTME FIXED INTEREST MONTHLY INCO                         | -         | 20,305    |
| JANUS HENDERSON FIXED INTEREST MONTHLY INCOME FUND FQ INC              | 20,318    | -         |
| JUPITER UNIT TRUST MANAGERS LTD JUPITER GLOBAL STRAT BOND X<br>GBP DIS | 21,228    | 21,323    |

**TELFORD AND WREKIN COUNCIL FOR VOLUNTARY SERVICE**

**NOTES TO THE FINANCIAL STATEMENTS - continued**  
**FOR THE YEAR ENDED 31 MARCH 2024**

**15. FIXED ASSET INVESTMENTS - continued**

|                                                                         |        |        |
|-------------------------------------------------------------------------|--------|--------|
| TWENTYFOUR INVESTMENT FUNDS CORPORATE BOND I GBP DIS                    | 29,629 | 28,553 |
| PIMCO SEL FDS PLC UK INCOME BOND INSTL INC                              | -      | 18,277 |
| BNY MELLON FD MNGR NEWTON GLBL DYN BD INC F IN                          | -      | 22,410 |
| LIONTRUST FUND PARTNERS LLP LIONTRUST SPECIAL SITUATIONS I GBP DIS      | 19,608 | 24,175 |
| JPMORGAN FUNDS LTD US EQUITY INC K GBP NET INC                          | -      | 19,863 |
| VANGUARD FUNDS PLC S&P 500 UCITS ETF INC GBP                            | 33,055 | 26,127 |
| SCHRODER UNIT TRUSTS LTD SCHRODER ASIAN INCOME L INC                    | 16,315 | 16,179 |
| BNY MELLON GLOBAL FUNDS PLC SHORT-DATED HIGH YIELD BD Z GBP DIS HGD     | 15,416 | 14,697 |
| NINETY ONE FUND SERIES I DIVERSIFIED INCOME J 2 GBP                     | 23,216 | 23,315 |
| FEDERATED HERMES ASIA EX JAPAN EQ F2 GB                                 | 15,249 | 15,032 |
| VANGUARD INVESTMENTS DUNDS ICVC VANGUARD US EQTY IDX INSTL PLUS GBP DIS | 39,273 | 37,865 |
| ISHARES II PLC USD TIPS UCITS ETF GBP DIS                               | 22,733 | 23,344 |
| MORGAN STANLEY BV 6Y WO UKX SX5E 7.20% AC                               | -      | 17,991 |
| BP ORD USD0.25                                                          | 11,728 | 15,927 |
| FIDELITY UCITS US QUALITY INCOME UCITS ETF INC USD                      | 16,286 | 49,784 |
| TROJAN INVESTMENT FUNDS TROJAN X DIS                                    | 30,155 | 20,073 |
| PREMIER MITON INVESTMENT FUNDS 3 PREMIER MINTON EUROPEAN OPPTS B ACC    | 19,349 | 16,576 |
| JPMORGAN FUND ICVC JPM GLOBAL MACRO OPPORTUNITIES C NET DIS             | 21,107 | 22,580 |
| MI SELECT MANAGERS BOND INSTL DIS                                       | 44,848 | 26,333 |
| SCHRODER UNIT TRUSTS LTD SCHRODER GBL CITIES REAL ESTATE L DIS          | 11,358 | 15,584 |
| ROBEKO CAPITAL GROWTH FUNDS SICAV ROBECOSAM GLOBAL SDG CREDITS IH GBP   | 23,076 | 21,934 |
| BNY MELLON GLOBAL FUNDS PLC BNY MELLON US EQUITY INCOME E GBP DIS       | 22,866 | 34,351 |
| LINK FUND SOLUTIONS LTD GRESHAM HS UK MUL CAP F INC                     | 17,699 | 16,799 |
| JPMORGAN LIQUIDITY FUNDS SICAV GBP LIQUIDITY LVNAV E DIS                | 22,700 | 22,700 |
| UNITED KINGDOM (GOVERNMENT OF) 5% SNR BDS 07/03/2025 GBP1000            | 18,336 | 18,715 |
| MAN FUNDS PLC GLG GLOBAL INVESTMENT GRADE OPPORTUNITIES                 | 39,024 | -      |
| BANK OF AMERICA 6Y UKX SPX 8.4% INCOME AUTOCALL                         | 25,603 | -      |

If fixed asset investments had not been revalued they would have been included at the historic cost of £996,037.

**16. DEBTORS: AMOUNTS FALLING DUE WITHIN ONE YEAR**

|                                |               |               |
|--------------------------------|---------------|---------------|
|                                | 31.3.24       | 31.3.23       |
|                                | £             | £             |
| Trade debtors                  | 1,947         | 12,975        |
| Prepayments and accrued income | 18,801        | 26,837        |
|                                | <u>20,748</u> | <u>39,812</u> |

**TELFORD AND WREKIN COUNCIL FOR VOLUNTARY SERVICE**

**NOTES TO THE FINANCIAL STATEMENTS - continued**  
**FOR THE YEAR ENDED 31 MARCH 2024**

| <b>17. CREDITORS: AMOUNTS FALLING DUE WITHIN ONE YEAR</b> | <b>31.3.24</b>        | <b>31.3.23</b>        |
|-----------------------------------------------------------|-----------------------|-----------------------|
|                                                           | <b>£</b>              | <b>£</b>              |
| Trade creditors                                           | 16,070                | 7,816                 |
| Social security and other taxes                           | 8,776                 | 6,989                 |
| VAT                                                       | 13,256                | 9,928                 |
| Other creditors                                           | 763                   | 2,746                 |
| Accruals and deferred income                              | <u>110,194</u>        | <u>76,234</u>         |
|                                                           | <u><b>149,059</b></u> | <u><b>103,713</b></u> |

Included within accruals and deferred income is £74,961 (2023: £55,335) in respect of deferred income. This all relates to grant income received in advance of the year end for services to be provided after the year end.

**18. LEASING AGREEMENTS**

Minimum lease payments under non-cancellable operating leases fall due as follows:

|                            | <b>31.3.24</b>       | <b>31.3.23</b>        |
|----------------------------|----------------------|-----------------------|
|                            | <b>£</b>             | <b>£</b>              |
| Within one year            | 44,705               | 55,534                |
| Between one and five years | <u>55,028</u>        | <u>93,492</u>         |
|                            | <u><b>99,733</b></u> | <u><b>149,026</b></u> |

**TELFORD AND WREKIN COUNCIL FOR VOLUNTARY SERVICE**

**NOTES TO THE FINANCIAL STATEMENTS - continued**  
**FOR THE YEAR ENDED 31 MARCH 2024**

**19. MOVEMENT IN FUNDS**

|                                      | At 1.4.23<br>£          | Net<br>movement<br>in funds<br>£ | Transfers<br>between<br>funds<br>£ | At<br>31.3.24<br>£      |
|--------------------------------------|-------------------------|----------------------------------|------------------------------------|-------------------------|
| <b>Unrestricted funds</b>            |                         |                                  |                                    |                         |
| General Fund                         | 230,451                 | (832)                            | 16,919                             | 246,538                 |
| Employment Reserve                   | <u>113,331</u>          | -                                | <u>(10,838)</u>                    | <u>102,493</u>          |
|                                      | <b>343,782</b>          | <b>(832)</b>                     | <b>6,081</b>                       | <b>349,031</b>          |
| <b>Restricted funds</b>              |                         |                                  |                                    |                         |
| All Age Carers Service               | 306,927                 | 9,511                            | (12,602)                           | 303,836                 |
| IASS Telford                         | 21,822                  | (10,902)                         | 10,902                             | 21,822                  |
| Young Carers                         | 76,993                  | (18,269)                         | 99                                 | 58,823                  |
| Grassroots Endowment Income          | 7,206                   | 13,746                           | -                                  | 20,952                  |
| Adult Carers Reserve                 | 56,004                  | (2,747)                          | 493                                | 53,750                  |
| Better Care Fund                     | -                       | (12,503)                         | 12,503                             | -                       |
| Building Better Opportunities        | -                       | 2,650                            | (2,650)                            | -                       |
| Telford Autism Hub                   | 41,214                  | 2,258                            | -                                  | 43,472                  |
| Wellbeing Hubs Network               | 493                     | -                                | (493)                              | -                       |
| IASP                                 | 29,438                  | -                                | (10,902)                           | 18,536                  |
| Community Cafe                       | 17,198                  | (12,246)                         | -                                  | 4,952                   |
| Independent Living Centre            | -                       | 3,431                            | (3,431)                            | -                       |
| Children and Young People Autism Hub | 6,931                   | (3,025)                          | -                                  | 3,906                   |
| Learning Disabilities Project        | <u>16,735</u>           | <u>(16,735)</u>                  | -                                  | -                       |
|                                      | <b>580,961</b>          | <b>(44,831)</b>                  | <b>(6,081)</b>                     | <b>530,049</b>          |
| <b>Endowment funds</b>               |                         |                                  |                                    |                         |
| TDC Endowment Fund                   | 119,459                 | 16,917                           | -                                  | 136,376                 |
| Grassroots Endowment Fund            | <u>133,345</u>          | -                                | -                                  | <u>133,345</u>          |
|                                      | <u>252,804</u>          | <u>16,917</u>                    | -                                  | <u>269,721</u>          |
| <b>TOTAL FUNDS</b>                   | <u><u>1,177,547</u></u> | <u><u>(28,746)</u></u>           | <u><u>-</u></u>                    | <u><u>1,148,801</u></u> |

**TELFORD AND WREKIN COUNCIL FOR VOLUNTARY SERVICE**

**NOTES TO THE FINANCIAL STATEMENTS - continued**  
**FOR THE YEAR ENDED 31 MARCH 2024**

**19. MOVEMENT IN FUNDS - continued**

Net movement in funds, included in the above are as follows:

|                                      | Incoming<br>resources<br>£ | Resources<br>expended<br>£ | Gains and<br>losses<br>£ | Movement<br>in funds<br>£ |
|--------------------------------------|----------------------------|----------------------------|--------------------------|---------------------------|
| <b>Unrestricted funds</b>            |                            |                            |                          |                           |
| General Fund                         | 149,222                    | (194,138)                  | 44,084                   | (832)                     |
| <b>Restricted funds</b>              |                            |                            |                          |                           |
| All Age Carers Service               | 278,489                    | (268,978)                  | -                        | 9,511                     |
| IASS Telford                         | 74,001                     | (84,903)                   | -                        | (10,902)                  |
| Young Carers                         | 98,352                     | (116,621)                  | -                        | (18,269)                  |
| Grassroots Endowment Income          | 4,989                      | (2,095)                    | 10,852                   | 13,746                    |
| Adult Carers Reserve                 | 847                        | (3,594)                    | -                        | (2,747)                   |
| Better Care Fund                     | 1                          | (12,504)                   | -                        | (12,503)                  |
| Building Better Opportunities        | 2,630                      | 20                         | -                        | 2,650                     |
| Telford Autism Hub                   | 92,482                     | (90,224)                   | -                        | 2,258                     |
| Community Cafe                       | 12,022                     | (24,268)                   | -                        | (12,246)                  |
| Independent Living Centre            | 53,471                     | (50,040)                   | -                        | 3,431                     |
| Children and Young People Autism Hub | 92,462                     | (95,487)                   | -                        | (3,025)                   |
| Learning Disabilities Project        | <u>2,341</u>               | <u>(19,076)</u>            | <u>-</u>                 | <u>(16,735)</u>           |
|                                      | 712,087                    | (767,770)                  | 10,852                   | (44,831)                  |
| <b>Endowment funds</b>               |                            |                            |                          |                           |
| TDC Endowment Fund                   | 5,331                      | (1,300)                    | 12,886                   | 16,917                    |
|                                      | <u>866,640</u>             | <u>(963,208)</u>           | <u>67,822</u>            | <u>(28,746)</u>           |

**TELFORD AND WREKIN COUNCIL FOR VOLUNTARY SERVICE**

**NOTES TO THE FINANCIAL STATEMENTS - continued**  
**FOR THE YEAR ENDED 31 MARCH 2024**

**19. MOVEMENT IN FUNDS - continued**

**Comparatives for movement in funds**

|                                      | At 1.4.22<br>£          | Net<br>movement<br>in funds<br>£ | Transfers<br>between<br>funds<br>£ | At<br>31.3.23<br>£      |
|--------------------------------------|-------------------------|----------------------------------|------------------------------------|-------------------------|
| <b>Unrestricted funds</b>            |                         |                                  |                                    |                         |
| General Fund                         | 349,090                 | (98,778)                         | (19,861)                           | 230,451                 |
| Employment Reserve                   | <u>93,000</u>           | <u>-</u>                         | <u>20,331</u>                      | <u>113,331</u>          |
|                                      | 442,090                 | (98,778)                         | 470                                | 343,782                 |
| <b>Restricted funds</b>              |                         |                                  |                                    |                         |
| All Age Carers Service               | 263,940                 | 32,412                           | 10,575                             | 306,927                 |
| IASS Telford                         | 23,598                  | (1,776)                          | -                                  | 21,822                  |
| Young Carers                         | 75,100                  | 16,712                           | (14,819)                           | 76,993                  |
| Grassroots Endowment Income          | 29,567                  | (17,899)                         | (4,462)                            | 7,206                   |
| Adult Carers Reserve                 | 57,118                  | (1,114)                          | -                                  | 56,004                  |
| Better Care Fund                     | -                       | (2,572)                          | 2,572                              | -                       |
| Building Better Opportunities        | -                       | 1,293                            | (1,293)                            | -                       |
| Telford Autism Hub                   | 26,219                  | 14,995                           | -                                  | 41,214                  |
| Wellbeing Hubs Network               | 493                     | -                                | -                                  | 493                     |
| IASP                                 | 29,438                  | -                                | -                                  | 29,438                  |
| Community Cafe                       | 13,198                  | 4,000                            | -                                  | 17,198                  |
| Independent Living Centre            | -                       | (1,672)                          | 1,672                              | -                       |
| Charities Together                   | -                       | (823)                            | 823                                | -                       |
| Children and Young People Autism Hub | -                       | 6,931                            | -                                  | 6,931                   |
| Learning Disabilities Project        | <u>-</u>                | <u>16,735</u>                    | <u>-</u>                           | <u>16,735</u>           |
|                                      | 518,671                 | 67,222                           | (4,932)                            | 580,961                 |
| <b>Endowment funds</b>               |                         |                                  |                                    |                         |
| TDC Endowment Fund                   | 127,636                 | (8,177)                          | -                                  | 119,459                 |
| Grassroots Endowment Fund            | <u>128,883</u>          | <u>-</u>                         | <u>4,462</u>                       | <u>133,345</u>          |
|                                      | <u>256,519</u>          | <u>(8,177)</u>                   | <u>4,462</u>                       | <u>252,804</u>          |
| <b>TOTAL FUNDS</b>                   | <u><u>1,217,280</u></u> | <u><u>(39,733)</u></u>           | <u><u>-</u></u>                    | <u><u>1,177,547</u></u> |

**TELFORD AND WREKIN COUNCIL FOR VOLUNTARY SERVICE**

**NOTES TO THE FINANCIAL STATEMENTS - continued**  
**FOR THE YEAR ENDED 31 MARCH 2024**

**19. MOVEMENT IN FUNDS - continued**

Comparative net movement in funds, included in the above are as follows:

|                                      | Incoming<br>resources<br>£ | Resources<br>expended<br>£ | Gains and<br>losses<br>£ | Movement<br>in funds<br>£ |
|--------------------------------------|----------------------------|----------------------------|--------------------------|---------------------------|
| <b>Unrestricted funds</b>            |                            |                            |                          |                           |
| General Fund                         | 117,579                    | (174,983)                  | (41,374)                 | (98,778)                  |
| <b>Restricted funds</b>              |                            |                            |                          |                           |
| All Age Carers Service               | 275,029                    | (242,617)                  | -                        | 32,412                    |
| IASS Telford                         | 74,000                     | (75,776)                   | -                        | (1,776)                   |
| Young Carers                         | 107,147                    | (90,435)                   | -                        | 16,712                    |
| Grassroots Endowment Income          | 4,387                      | (12,102)                   | (10,184)                 | (17,899)                  |
| Adult Carers Reserve                 | 3,036                      | (4,150)                    | -                        | (1,114)                   |
| Better Care Fund                     | 25,279                     | (27,851)                   | -                        | (2,572)                   |
| Building Better Opportunities        | 36,726                     | (35,433)                   | -                        | 1,293                     |
| Telford Autism Hub                   | 97,289                     | (82,294)                   | -                        | 14,995                    |
| Community Cafe                       | 27,231                     | (23,231)                   | -                        | 4,000                     |
| Independent Living Centre            | 50,000                     | (51,672)                   | -                        | (1,672)                   |
| Charities Together                   | 18,750                     | (19,573)                   | -                        | (823)                     |
| Children and Young People Autism Hub | 96,726                     | (89,795)                   | -                        | 6,931                     |
| Learning Disabilities Project        | 96,830                     | (80,095)                   | -                        | 16,735                    |
|                                      | 912,430                    | (835,024)                  | (10,184)                 | 67,222                    |
| <b>Endowment funds</b>               |                            |                            |                          |                           |
| TDC Endowment Fund                   | 5,210                      | (1,293)                    | (12,094)                 | (8,177)                   |
| <b>TOTAL FUNDS</b>                   | <u>1,035,219</u>           | <u>(1,011,300)</u>         | <u>(63,652)</u>          | <u>(39,733)</u>           |

**TELFORD AND WREKIN COUNCIL FOR VOLUNTARY SERVICE**

**NOTES TO THE FINANCIAL STATEMENTS - continued**  
**FOR THE YEAR ENDED 31 MARCH 2024**

**19. MOVEMENT IN FUNDS - continued**

A current year 12 months and prior year 12 months combined position is as follows:

|                                      | At 1.4.22<br>£          | Net<br>movement<br>in funds<br>£ | Transfers<br>between<br>funds<br>£ | At<br>31.3.24<br>£      |
|--------------------------------------|-------------------------|----------------------------------|------------------------------------|-------------------------|
| <b>Unrestricted funds</b>            |                         |                                  |                                    |                         |
| General Fund                         | 349,090                 | (99,610)                         | (2,942)                            | 246,538                 |
| Employment Reserve                   | <u>93,000</u>           | <u>-</u>                         | <u>9,493</u>                       | <u>102,493</u>          |
|                                      | 442,090                 | (99,610)                         | 6,551                              | 349,031                 |
| <b>Restricted funds</b>              |                         |                                  |                                    |                         |
| All Age Carers Service               | 263,940                 | 41,923                           | (2,027)                            | 303,836                 |
| IASS Telford                         | 23,598                  | (12,678)                         | 10,902                             | 21,822                  |
| Young Carers                         | 75,100                  | (1,557)                          | (14,720)                           | 58,823                  |
| Grassroots Endowment Income          | 29,567                  | (4,153)                          | (4,462)                            | 20,952                  |
| Adult Carers Reserve                 | 57,118                  | (3,861)                          | 493                                | 53,750                  |
| Better Care Fund                     | -                       | (15,075)                         | 15,075                             | -                       |
| Building Better Opportunities        | -                       | 3,943                            | (3,943)                            | -                       |
| Telford Autism Hub                   | 26,219                  | 17,253                           | -                                  | 43,472                  |
| Wellbeing Hubs Network               | 493                     | -                                | (493)                              | -                       |
| IASP                                 | 29,438                  | -                                | (10,902)                           | 18,536                  |
| Community Cafe                       | 13,198                  | (8,246)                          | -                                  | 4,952                   |
| Independent Living Centre            | -                       | 1,759                            | (1,759)                            | -                       |
| Charities Together                   | -                       | (823)                            | 823                                | -                       |
| Children and Young People Autism Hub | <u>-</u>                | <u>3,906</u>                     | <u>-</u>                           | <u>3,906</u>            |
|                                      | 518,671                 | 22,391                           | (11,013)                           | 530,049                 |
| <b>Endowment funds</b>               |                         |                                  |                                    |                         |
| TDC Endowment Fund                   | 127,636                 | 8,740                            | -                                  | 136,376                 |
| Grassroots Endowment Fund            | <u>128,883</u>          | <u>-</u>                         | <u>4,462</u>                       | <u>133,345</u>          |
|                                      | <u>256,519</u>          | <u>8,740</u>                     | <u>4,462</u>                       | <u>269,721</u>          |
| <b>TOTAL FUNDS</b>                   | <u><u>1,217,280</u></u> | <u><u>(68,479)</u></u>           | <u><u>-</u></u>                    | <u><u>1,148,801</u></u> |

**TELFORD AND WREKIN COUNCIL FOR VOLUNTARY SERVICE**

**NOTES TO THE FINANCIAL STATEMENTS - continued**  
**FOR THE YEAR ENDED 31 MARCH 2024**

**19. MOVEMENT IN FUNDS - continued**

A current year 12 months and prior year 12 months combined net movement in funds, included in the above are as follows:

|                                      | Incoming resources<br>£ | Resources expended<br>£ | Gains and losses<br>£ | Movement in funds<br>£ |
|--------------------------------------|-------------------------|-------------------------|-----------------------|------------------------|
| <b>Unrestricted funds</b>            |                         |                         |                       |                        |
| General Fund                         | 266,801                 | (369,121)               | 2,710                 | (99,610)               |
| <b>Restricted funds</b>              |                         |                         |                       |                        |
| All Age Carers Service               | 553,518                 | (511,595)               | -                     | 41,923                 |
| IASS Telford                         | 148,001                 | (160,679)               | -                     | (12,678)               |
| Young Carers                         | 205,499                 | (207,056)               | -                     | (1,557)                |
| Grassroots Endowment Income          | 9,376                   | (14,197)                | 668                   | (4,153)                |
| Adult Carers Reserve                 | 3,883                   | (7,744)                 | -                     | (3,861)                |
| Better Care Fund                     | 25,280                  | (40,355)                | -                     | (15,075)               |
| Building Better Opportunities        | 39,356                  | (35,413)                | -                     | 3,943                  |
| Telford Autism Hub                   | 189,771                 | (172,518)               | -                     | 17,253                 |
| Community Cafe                       | 39,253                  | (47,499)                | -                     | (8,246)                |
| Independent Living Centre            | 103,471                 | (101,712)               | -                     | 1,759                  |
| Charities Together                   | 18,750                  | (19,573)                | -                     | (823)                  |
| Children and Young People Autism Hub | 189,188                 | (185,282)               | -                     | 3,906                  |
| Learning Disabilities Project        | <u>99,171</u>           | <u>(99,171)</u>         | <u>-</u>              | <u>-</u>               |
|                                      | 1,624,517               | (1,602,794)             | 668                   | 22,391                 |
| <b>Endowment funds</b>               |                         |                         |                       |                        |
| TDC Endowment Fund                   | 10,541                  | (2,593)                 | 792                   | 8,740                  |
|                                      | <u>1,901,859</u>        | <u>(1,974,508)</u>      | <u>4,170</u>          | <u>(68,479)</u>        |

**Employment Reserve**

This represents a redundancy provision based upon a calculation of having to pay 3 months salary.

**All Age Carers Service**

Funded by Telford and Wrekin Council, the service provides information, advice and support to unpaid family carers. Service provision includes support groups, respite activities and individual support sessions.

**IASS Telford**

A county-wide project funded jointly by Telford and Wrekin Council and Shropshire Council. The service provides information, advice and support to parents and carers of children with special educational needs.

**Young Carers**

Funded by Telford and Wrekin Council, this project supports children and young people who are in an unpaid caring role. The service provides information, advice, support and respite activities to Young Carers living in Telford.

**Grassroots Endowment Income**

Income from the investment of the Grassroots Endowment fund. The income is to provide small grants to local charities and voluntary sector groups to facilitate their work with the local community.

**Adult Carers Reserve**

Funded by Telford and Wrekin Council, this project supports people who are in an unpaid caring role. The service provides information, advice, support and respite activities to Adult Carers living in Telford.

**TELFORD AND WREKIN COUNCIL FOR VOLUNTARY SERVICE**

**NOTES TO THE FINANCIAL STATEMENTS - continued**  
**FOR THE YEAR ENDED 31 MARCH 2024**

**19. MOVEMENT IN FUNDS - continued**

**Better Care Fund**

Income provided by Telford and Wrekin CCG to deliver a voluntary sector coordinators post. Working closely alongside GP surgeries, the post is based within the rapid response team supporting vulnerable adults to remain cared for out of hospital and in their community.

**Building Better Opportunities**

Jointly funded by the European Social Fund and the Big Lottery Fund to focus on tackling the root causes of poverty, promote social inclusion and drive local jobs and growth in Telford, the fund provides pre-employment support for disadvantaged people aged 19 and over who are not in work.

**Telford Autism Hub**

Funded by Telford and Wrekin CCG, the hub provides information, advice and guidance to people over the age of 16 years living with autism. The hub supports people to gain a diagnosis and to play an active part in their community. The hub provides access to appropriate housing, finance, education, volunteering and employment. The hub sub contracts to Autism West Midlands for expert person centred advice.

**Wellbeing Hubs Network**

A network of organisations providing peer support, wellbeing activities and information, advice and guidance for people living within their community.

**IASP**

Funding received from the National Children's Bureau to provide children and young people and their families with information, advice and guidance on special educational needs.

**Community Café**

A safe space providing meals to people needing support. A bespoke volunteer placement scheme supporting people to access workplace experience and to move into employment. The café provides information, advice and guidance within the community of Madeley.

**Independent Living Centre**

A space provided to offer both preventative and responsive support to individuals to enable them and their families to live well and safe in their community. Individuals are able to receive support around daily living as the centre offers wide ranging information, advice and signposting to address the needs of residents.

**Charities Together**

Funded by NHS Charities together the programme supports people to remain well and independent at home and in their communities. The project is supporting people who; experience inequalities in health, prepare people of working age to be better prepared for older age and targets people with poor mental health that need support.

**Children and Young People Autism Hub**

Funded by NHS Shropshire Telford and Wrekin and Telford and Wrekin Council, the hub provides information, advice and guidance to children aged 5-18 and their families who have a diagnosis of autism. The hub provide family activities, workshops and person centred support to the whole family.

**Learning Disabilities Project Fund**

Funded by Telford and Wrekin Council, this project is specifically for adults with a learning disability. The project will provide information, advice and support in various areas including employment, health, volunteering, and social skills, giving clients the ability to achieve skills and approach new opportunities with more confidence.

**TDC Endowment Fund**

The endowment was created in 1991 with the receipt of £100,000 from Telford Development Corporation to replace grant funding received previously. Income from the investments made are credited to unrestricted funds to support the core running costs of CVS.

**TELFORD AND WREKIN COUNCIL FOR VOLUNTARY SERVICE**

**NOTES TO THE FINANCIAL STATEMENTS - continued**  
**FOR THE YEAR ENDED 31 MARCH 2024**

**19. MOVEMENT IN FUNDS - continued**

**Grassroots Endowment Fund**

An Endowment Fund was created through a combination of donations and match funding from central government between 2008 and 2010. Income generated from the investment of the Endowment Fund is to be used to provide grants to local voluntary and community organisations.

**Transfers between funds**

Transfers between funds represent the recharges of management time and room hire as detailed in the allocation and apportionment of costs accounting policy, along with the partial release of the employment reserve to cover redundancy costs paid in the year and the use of general funds to cover any deficits in restricted funds at the year end.

**20. EMPLOYEE BENEFIT OBLIGATIONS**

**Scheme: TPT Retirement Solutions - The Growth Plan**

The charity participates in the scheme, a multi-employer scheme which provides benefits to some 638 non-associated employers. The scheme is a defined benefit scheme in the UK. It is not possible for the charity to obtain sufficient information to enable it to account for the scheme as a defined benefit scheme. Therefore, it accounts for the scheme as a defined contribution scheme.

The scheme is subject to the funding legislation outlined in the Pensions Act 2004 which came into force on 30 December 2005. This, together with documents issued by the Pensions Regulator and Technical Actuarial Standards issued by the Financial Reporting Council, set out the framework for funding defined benefit occupational pension schemes in the UK.

The scheme is classified as a 'last-man standing arrangement'. Therefore, the charity is potentially liable for other participating employers' obligations if those employers are unable to meet their share of the scheme deficit following withdrawal from the scheme. Participating employers are legally required to meet their share of the scheme deficit on an annuity purchase basis on withdrawal from the scheme.

A full actuarial valuation for the scheme was carried out at 30 September 2020. This valuation showed assets of £800.3m, liabilities of £831.9m and a deficit of £31.6m. To eliminate this funding shortfall, the Trustee has asked the participating employers to pay additional contributions to the scheme as follows:

**Deficit contributions**

From 1 April 2022 to 31 January 2025: £3,312,000 per annum (payable monthly)

Unless a concession has been agreed with the Trustee the term to 31 January 2025 applies.

Note that the scheme's previous valuation was carried out with an effective date of 30 September 2017. This valuation showed assets of £794.9m, liabilities of £926.4m and a deficit of £131.5m. To eliminate this funding shortfall, the Trustee asked the participating employers to pay additional contributions to the scheme as follows:

**Deficit contributions**

From 1 April 2019 to 30 September 2025: £11,243,000 per annum (payable monthly and increasing by 3% each year on 1 April)

The recovery plan contributes are allocated to each participating employer in line with estimated share of the Series 1 and Series 2 scheme liabilities.

Where the scheme is in deficit and where the charity has agreed to a deficit funding arrangement, the charity recognises a liability for this obligation. The amount recognised is the net present value of the deficit reduction contributions payable under the agreement that relates to the deficit. The present value is calculated using the discount rate detailed in these disclosures. The unwinding of the discount rate is recognised as a finance cost.

**TELFORD AND WREKIN COUNCIL FOR VOLUNTARY SERVICE**

**NOTES TO THE FINANCIAL STATEMENTS - continued**  
**FOR THE YEAR ENDED 31 MARCH 2024**

**20. EMPLOYEE BENEFIT OBLIGATIONS - continued**

**PRESENT VALUES OF PROVISION**

|                            | 31.3.24 | 31.3.23 | 31.3.22 |
|----------------------------|---------|---------|---------|
|                            | (£s)    | (£s)    | (£s)    |
| Present value of provision | 2,472   | 5,293   | 8,303   |

**RECONCILIATION OF OPENING AND CLOSING PROVISIONS**

|                                                      | 31.3.24 | 31.3.23 |
|------------------------------------------------------|---------|---------|
|                                                      | (£s)    | (£s)    |
| Provision at start of period                         | 5,293   | 8,303   |
| Unwinding of the discount factor (interest expense)  | 202     | 156     |
| Deficit contribution paid                            | (3,025) | (3,025) |
| Remeasurements - impact of any change in assumptions | 2       | (141)   |
| Remeasurements - amendments to contribution schedule | -       | -       |
| Provision at end of period                           | 2,472   | 5,293   |

**INCOME AND EXPENDITURE IMPACT**

|                                                      | 31.3.24 | 31.3.23 |
|------------------------------------------------------|---------|---------|
|                                                      | (£s)    | (£s)    |
| Interest expense                                     | 202     | 156     |
| Remeasurements - impact of any change in assumptions | 2       | (141)   |

**ASSUMPTIONS**

|                  | 31.3.24     | 31.3.23     | 31.3.22     |
|------------------|-------------|-------------|-------------|
|                  | % per annum | % per annum | % per annum |
| Rate of discount | 5.31        | 5.52        | 2.35        |

The discount rates shown above are the equivalent single discount rates which, when used to discount the future recovery plan contributions due, would give the same results as using a full AA corporate bond yield curve to discount the same recovery plan contributions.

The following schedule details the deficit contributions agreed between the Association and the scheme at each year end period:

**DEFICIT CONTRIBUTIONS SCHEDULE**

| Year ending | 31.3.24 | 31.3.23 | 31.3.22 |
|-------------|---------|---------|---------|
|             | (£s)    | (£s)    | (£s)    |
| Year 1      | 2,521   | 3,025   | 3,025   |
| Year 2      | -       | 2,521   | 3,025   |
| Year 3      | -       | -       | 2,521   |

The charity must recognise a liability measured as the present value of the contributions payable that arise from the deficit recovery agreement and the resulting expense in the income and expenditure account i.e. the unwinding of the discount rate as a finance cost in the period in which it arises.

It is these contributions that have been used to derive the charity's balance sheet liability.

**TELFORD AND WREKIN COUNCIL FOR VOLUNTARY  
SERVICE**

**NOTES TO THE FINANCIAL STATEMENTS - continued**  
**FOR THE YEAR ENDED 31 MARCH 2024**

**21. RELATED PARTY DISCLOSURES**

During the year, the trustees Mrs C E Roberts and Mrs J Smith were reimbursed expenses of £nil (2023: £691) and £nil (2023: £234) respectively. There were no balances owed to or from any related parties at 31 March 2024 or 31 March 2023.

**TELFORD AND WREKIN COUNCIL FOR VOLUNTARY SERVICE**

**DETAILED STATEMENT OF FINANCIAL ACTIVITIES FOR THE YEAR ENDED 31 MARCH 2024**

|                                    | 31.3.24<br>£  | 31.3.23<br>£  |
|------------------------------------|---------------|---------------|
| <b>INCOME AND ENDOWMENTS</b>       |               |               |
| <b>Contract income</b>             |               |               |
| Contracts                          | 683,683       | 822,533       |
| Donations                          | 109,575       | 82,792        |
| Services                           | 6,484         | 12,409        |
| Grants                             | <u>15,431</u> | <u>61,504</u> |
|                                    | 815,173       | 979,238       |
| <b>Fundraising activities</b>      |               |               |
| Fundraising events                 | 17,726        | 27,597        |
| <b>Investment income</b>           |               |               |
| Deposit account interest           | 964           | 160           |
| Investment income                  | <u>28,063</u> | <u>27,424</u> |
|                                    | 29,027        | 27,584        |
| <b>Other income</b>                |               |               |
| Service charges received           | 3,914         | -             |
| Other incoming resources           | <u>800</u>    | <u>800</u>    |
|                                    | 4,714         | 800           |
| <b>Total incoming resources</b>    | 866,640       | 1,035,219     |
| <b>EXPENDITURE</b>                 |               |               |
| <b>Investment management costs</b> |               |               |
| Portfolio management               | 6,842         | 6,805         |
| <b>Charitable activities</b>       |               |               |
| Wages                              | 438,199       | 492,360       |
| Social security                    | 18,915        | 23,073        |
| Pensions                           | 6,877         | 7,199         |
| Hire of plant and machinery        | 1,157         | 1,528         |
| Insurance, rent, rates and power   | 107,066       | 117,945       |
| Telephone                          | 3,110         | 3,724         |
| Printing, postage & stationery     | 5,400         | 3,146         |
| Advertising                        | 520           | 2,112         |
| Sundries                           | 12,432        | 9,752         |
| Professional fees                  | 32,557        | 33,586        |
| Training                           | 7,466         | 5,625         |
| Service contracts                  | 10,327        | 8,417         |
| Subscriptions & membership         | 984           | 1,630         |
| DBS / payroll charges              | 546           | 786           |
| Carried forward                    | 645,556       | 710,883       |

This page does not form part of the statutory financial statements

**TELFORD AND WREKIN COUNCIL FOR VOLUNTARY SERVICE**

**DETAILED STATEMENT OF FINANCIAL ACTIVITIES FOR THE YEAR ENDED 31 MARCH 2024**

|                                                         | 31.3.24<br>£    | 31.3.23<br>£     |
|---------------------------------------------------------|-----------------|------------------|
| <b>Charitable activities</b>                            |                 |                  |
| Brought forward                                         | 645,556         | 710,883          |
| IT & website                                            | 3,673           | 8,221            |
| Recruitment                                             | 576             | 462              |
| Activities                                              | 31,011          | 21,388           |
| Expenses                                                | 2,474           | 4,499            |
| Room hire                                               | 611             | 443              |
| Bank charges                                            | 201             | 244              |
| Depreciation                                            | 2,690           | 1,494            |
| Grants paid                                             | <u>1,000</u>    | <u>11,013</u>    |
|                                                         | 687,792         | 758,647          |
| <b>Support costs</b>                                    |                 |                  |
| <b>Management</b>                                       |                 |                  |
| Wages                                                   | 119,930         | 135,504          |
| Social security                                         | 6,280           | 9,435            |
| Pensions                                                | 8,014           | 8,317            |
| Other operating leases                                  | 3,623           | 2,511            |
| Insurance, rent, rates & power                          | 84,178          | 45,003           |
| Telephone                                               | 849             | 778              |
| Printing, postage & stationery                          | 3,853           | 1,125            |
| Sundries                                                | 1,703           | 3,593            |
| Professional fees                                       | 1,663           | 1,431            |
| IT & website                                            | 26,199          | 24,434           |
| Subscriptions & membership                              | 77              | 155              |
| Depreciation                                            | 3,840           | 3,928            |
| Interest on pension scheme liabilities                  | <u>202</u>      | <u>156</u>       |
|                                                         | 260,411         | 236,370          |
| <b>Finance</b>                                          |                 |                  |
| Bank charges                                            | 164             | 108              |
| <b>Governance costs</b>                                 |                 |                  |
| Auditors' remuneration                                  | <u>7,999</u>    | <u>9,370</u>     |
| Total resources expended                                | <u>963,208</u>  | <u>1,011,300</u> |
| <b>Net (expenditure)/income before gains and losses</b> | (96,568)        | 23,919           |
| <b>Realised recognised gains and losses</b>             |                 |                  |
| Realised gains/(losses) on fixed asset investments      | 4,485           | (10,562)         |
| Unrealised gains/(losses) on fixed asset investments    | <u>63,337</u>   | <u>(53,090)</u>  |
| <b>Net expenditure</b>                                  | <u>(28,746)</u> | <u>(39,733)</u>  |

This page does not form part of the statutory financial statements

**TELFORD AND WREKIN COUNCIL FOR VOLUNTARY SERVICE**

England & Wales - Charity number 702589

---

# Accounts

---

REGISTERED COMPANY NUMBER: 02436644 (England and Wales)  
REGISTERED CHARITY NUMBER: 702589

**REPORT OF THE TRUSTEES AND**  
**AUDITED FINANCIAL STATEMENTS FOR THE YEAR ENDED 31 MARCH 2023**  
**FOR**  
**TELFORD AND WREKIN COUNCIL FOR VOLUNTARY**  
**SERVICE**

D.R.E. & Co. (Audit) Limited  
7 Lower Brook Street  
Oswestry  
Shropshire  
SY11 2HG

**TELFORD AND WREKIN COUNCIL FOR VOLUNTARY  
SERVICE**

**CONTENTS OF THE FINANCIAL STATEMENTS  
FOR THE YEAR ENDED 31 MARCH 2023**

|                                                   | <b>Page</b> |
|---------------------------------------------------|-------------|
| <b>Reference and Administrative Details</b>       | 1           |
| <b>Report of the Trustees</b>                     | 2 to 9      |
| <b>Report of the Independent Auditors</b>         | 10 to 13    |
| <b>Statement of Financial Activities</b>          | 14          |
| <b>Balance Sheet</b>                              | 15 to 16    |
| <b>Cash Flow Statement</b>                        | 17          |
| <b>Notes to the Cash Flow Statement</b>           | 18          |
| <b>Notes to the Financial Statements</b>          | 19 to 36    |
| <b>Detailed Statement of Financial Activities</b> | 37 to 38    |

**TELFORD AND WREKIN COUNCIL FOR VOLUNTARY SERVICE**

**REFERENCE AND ADMINISTRATIVE DETAILS FOR THE YEAR ENDED 31 MARCH 2023**

|                                  |                                                                                                                                                           |
|----------------------------------|-----------------------------------------------------------------------------------------------------------------------------------------------------------|
| <b>TRUSTEES</b>                  | J C Francis<br>V Brissett<br>M J Frater<br>C E Roberts (resigned 31.12.22)<br>R A C Roman<br>Cllr P Watling<br>J Smith (resigned 22.5.23)<br>PM Masterman |
| <b>CHIEF EXECUTIVE OFFICER</b>   | D Gibbon                                                                                                                                                  |
| <b>REGISTERED OFFICE</b>         | Suites 12 & 15<br>Hazledine House<br>Central Square<br>Telford<br>Shropshire<br>TF3 4JL                                                                   |
| <b>REGISTERED COMPANY NUMBER</b> | 02436644 (England and Wales)                                                                                                                              |
| <b>REGISTERED CHARITY NUMBER</b> | 702589                                                                                                                                                    |
| <b>AUDITORS</b>                  | D.R.E. & Co. (Audit) Limited<br>7 Lower Brook Street<br>Oswestry<br>Shropshire<br>SY11 2HG                                                                |



# Telford and Wrekin CVS

## Report of the Trustees 2022-2023

### FOR THE YEAR ENDED 31 MARCH 2023

The trustees, who are also directors of the charity for the purposes of the Companies Act 2006, present their report with the financial statements of the charity for the year ended 31 March 2023. The trustees have adopted the provisions of the Statement of Recommended Practice (SORP) 'Accounting and Reporting by Charities' effective 1 January 2015.

### Structure, governance and management

#### a. Constitution

The charity is registered as a charitable company limited by guarantee and was set up by a Memorandum of Association, which established the objects and powers of the charitable company, and is governed under its Articles of Association.

The principal object of the charity is:-

*To promote any charitable purposes for the benefit of the community in the Wrekin area by assisting the work of the statutory authorities and voluntary organisations engaged in advancing education, furthering health, relieving poverty, distress or sickness, or in pursuing any other charitable purpose. The Company may, at the discretion of the Executive, promote any charitable purpose which shall in addition to benefiting the Wrekin area also benefit any other area within the administrative County of Shropshire.*

#### b. Method of appointment or election of Trustees

The management of the charity is the responsibility of the Trustees who are elected, nominated or co-opted under the terms of the Memorandum and Article of Association. The charity Trustees are also Directors of the company.

#### c. Policies adopted for the induction and training of Trustees

Following interview new Trustees receive an induction which includes being given the NCVO publication, The Good Trustee Guide, Charity Commission guidance – CC3 'The Essential Trustee', the Memorandum & Articles of Association and Strategic Plan. In addition, new Trustees are invited to meet with managers and staff in order to develop an understanding of the work of the charity.

#### d. Organisational structure and decision making

The Executive Board consists of all of the Trustees and meets 4 times per year for ordinary Board meetings. Additional meetings are held as required. A chair and vice chair are appointed by the Trustees. All members of the Board give their time voluntarily and receive no benefits from the Charity. Any incidental expenses incurred in attending meetings are reimbursed if requested. In addition, there are three committees – Finance & Management and Human Resources – which meet 4 times a year respectively. Each committee operates under terms of reference with delegated powers from the Board, is chaired by a member of the Board and reports back to the Board. Day to day operational decisions are made by the Chief Executive Officer, who reports to Trustees at each Board meeting.

## **e. Risk management**

The Trustees have assessed the major risks to which the charity is exposed, in particular in relation to the operations and finances of the charity and are satisfied that systems and procedures are in place to mitigate exposure to major risks. Work is ongoing to review and document the risks and controls in place.

### **Objectives and activities**

#### **a. Policies and objectives**

Our charity's mission is:

*To make a positive difference for the residents of Telford and Wrekin through:*

- *inspiration, leadership and support to help grow a Voluntary and Community Sector to which citizens can contribute and from which all benefit; and*
- *collaboration with local communities to deliver services to meet their needs and support vulnerable people in particular*

In setting objectives and planning for activities in support of the charity's objects and mission the Trustees have given consideration to public benefit guidance published by the Charity Commission.

#### **b. Strategies for achieving objectives**

The charity strategic aims;

- To maximise positive impact for our beneficiaries through innovation and high quality service and support delivery
- To diversify our income sources and develop sustainable income streams over the medium term
- To develop TWCVS as a coherent, integrated organisation with a strong positive reputation amongst all our stakeholders

### **Activities for achieving objectives**

The charity continued to achieve its' current objectives during 2022-2023 through the provision of a range of services to local children and adults – including support for Adult Carers, Young Carers, Information, Advice and Support to parents/carers and children with special educational needs, support for people with autism and a new funding stream to support adults with a learning disability. The charity delivers a volunteer recruitment scheme on behalf of the European Social Fund and Community Fund.

Working alongside Charity Partner, Telford Centre, the charity premises provide a physical 'front door' to all services. All teams work out within the community supporting people in their neighbourhoods. Peer support groups and activities have grown during the year reaching both children and adults in a way they did pre-COVID. Referrals into the services have increased each quarter and families have an increased multiple need.

The charity continues to collaborate with the council on the delivery of the Independent Living Centre. Foot fall has increased and cross referrals from and into the ILC continues to grow. The team are regularly onsite ensuring people coming through the additional 'front door' get information relevant and a whole family response.

Café Aspire was created offering adults with a learning disability access to health and wellbeing activities, volunteer opportunities and job searching. The exciting project provided a vast range of activities, delivered alongside the Healthy Lifestyle team, ensuring people had support to live well and healthy.

At the end of the summer the Charity made a quick response to the cost-of-living crisis by opening their premises to become a warm space – a ‘living room’ for people to access a shared lunch, food to take away and energy efficient appliances to take home. In partnership with other organisations, funding and in kind donations from Telford Centre, Veolia and Telford and Wrekin Council ‘Telford Together’ have been nominated for a national award. The sessions addressed social isolation, people in crisis and provided adults with volunteer opportunities.

The last 12 months have seen some exciting developments at the Madeley Community café. The Charity started the year with a vision to build on the fabulous community provision of the café with new and innovative initiatives to increase community engagement.

Working in close partnership with Café Aspire, the café has been integral in facilitating the development of a volunteer programme for adults with a learning disability. The focus was on building confidence and reducing isolation, and developing the skills required to volunteer in a catering setting. There are 6 volunteers based at the Café having completed the program as fully fledged Madeley Café team members, working both front of house and in the kitchen preparing meals for the public.

The charity has continued to work alongside businesses and corporate partners benefiting from just under £27,000 in donations for the year. They commit all donations to making significant changes to people. The income is added value to other funding and enables extracurricular activity for increased wellbeing for the families.

The Executive Board is diverse and innovative, providing challenge and ideas for now and the future. Sustainability in a current moving landscape is critical.

While the ongoing issues of the costs of living crisis continue the charity is dealing with three key pressures:








- Increasing demand for services
- Funding pressures due to increased costs and grant funding not keeping pace with costs
- As with other sectors an impact on the ability to recruit skilled professionals

## **Volunteers**

The charity actively supports volunteering and values the contributions made in direct service provision to our services.

The charity volunteer programme was awarded The Queens Award for Voluntary Service 2016.

## Project Data Highlights

|                                                                                                                                                                                                                                                                                                                                                                   |       |                                                                                       |                                                                                                                                                                                   |
|-------------------------------------------------------------------------------------------------------------------------------------------------------------------------------------------------------------------------------------------------------------------------------------------------------------------------------------------------------------------|-------|---------------------------------------------------------------------------------------|-----------------------------------------------------------------------------------------------------------------------------------------------------------------------------------|
| <p><b>All Age Carers: Adult Carers (18+)</b></p> <p>Active Roll 3517<br/>           Referrals 161<br/>           Wellbeing Checkpoint triage + Info and Advice 368<br/>           Attendance at activity group/workshop support 139</p>                                                                                                                           | 22/23 |    | Information, advice and support for adults who look after a family member or friends with a physical or mental ill health or a disability.                                        |
| <p><b>All Age Carers: Young Carers (5-17)</b></p> <p>Active Roll 532<br/>           Referrals 91<br/>           Number of Young Carers/Parent assessments 13/73<br/>           Attendance at activity group/workshop support 193<br/>           1-1 Support 24</p>                                                                                                | 22/23 |    | Information, advice and support for young carers, and their families, who look after a family member with a physical or mental ill health or a disability.                        |
| <p><b>All Age Carers: Young Adult Carers (16-25)</b></p> <p>Active Roll (16-17) 141<br/>           Active Roll (18-25) 54<br/>           'Inbetweeners Group' Attendance 99</p>                                                                                                                                                                                   | 22/23 |    | Information, advice and support for carers 16-25, to meet their specific age-related needs around education, leisure and employment.                                              |
| <p><b>Telford Autism Hub (18+)</b></p> <p>Referrals 364<br/>           Diagnosis received/On waiting list 83/269<br/>           Autism Champion training attendance 56<br/>           Community Peer Support sessions and Friday IAG 664<br/>           Newsletter distribution per month 413<br/>           Registered to receive 'Waiting Well' contact 110</p> | 22/23 |   | Enabling adults to understand their autistic identity. Providing first point of contact for IAG, 1-1 support, assessments, Autism Champion training and social opportunities.     |
| <p><b>Telford Children's Autism Hub (0-18)</b></p> <p>Families on database 284<br/>           New referrals 192<br/>           'Coffee &amp; Chat'/'Family Fun'/'DUGOUT' attendance 515<br/>           Autism Champion training 34<br/>           Autism West Midlands workshop attendance 115</p>                                                                | 22/23 |  | Open to all children and young people who have a diagnosis of Autism, and their families. Celebrating their strengths by sharing positive experiences through a range of support. |
| <p><b>Telford and Wrekin SENDIASS</b></p> <p>Active cases (quarterly) 225<br/>           Emails/'Phone calls 373<br/>           Contacts to service 361<br/>           Information/'Talking SEND'/'Coffee Morning' attendance 270<br/>           Steering Group attendance 30</p>                                                                                 | 22/23 |  | Supporting children and young people with a special educational need or disability, and their parents in relation to their education, health and social care.                     |
| <p><b>Café Aspire (18+ with a learning disability)</b></p> <p>Registered on to programme and volunteer/employment support 28<br/>           Completed volunteer programme (+3 on waiting list) 6<br/>           Health and Wellness Fair attendance 140<br/>           'Getting Active' sessions attendance 78</p>                                                | 22/23 |  | Supporting adults with learning disabilities to reduce health inequalities, increase social inclusion, and increase opportunities for volunteering and employment.                |

## Wellbeing Independence Partnership (WIP) Info and Advice

22/23



Number of calls 4742  
Calls resolved 3002  
Transferred to Family Connect 1740

In collaboration with AgeUK (Shropshire and Telford) and Taking Part being First Point of Contact on all health and social care enquiries throughout Telford and Wrekin.

## Independent Living Centre



Supporting clients across projects to remain well and independent at home and in their communities – signposting to groups and services and demonstrating aids and equipment.

## Project Feedback

*'Megan has really enjoyed it, she has learnt so much and has made some lovely meals that I have loved the next day. All I can say is a big, big thank you'. (Parent)*

*'I just wanted to give some feedback about how pleased we are with what you and CVS Telford have helped Tom to achieve over the past year or so. His confidence has improved as well as his sense of achievement. He loves being in people-centred occupations and activities (cooking, serving food, helping people) as well as participating in the activities you provide – boxing, dancing, yoga, you name it! It is imperative that Tom has a healthier lifestyle, and what you and your team are doing improves both his mental and physical health'. (Parent)*

*'We had the pleasure of working with Tom on the refreshment stand at the High Sheriff's Afternoon Tea on the 22 October 2022. Tom was hardworking, people skills were excellent and communicated well with colleagues and guests. Tom was self-motivated and used his initiative to ensure refreshments did not run out. He asked for help with tasks when needed. Tom was reluctant to take a break as he wishes to keep on working. Tom's attitude to working was inspiring, it's a shame not more young people have his mentality to working. Tom was polite and well presented, he remained calm and focused even during the busy periods. Tom was an asset to the team'. (Events Manager)*

*'Thank you for inviting me, it was brilliant to be part of such a positive event. The engagements were well received and I thoroughly enjoyed the interaction with everyone involved'. (Independent professional provider)*

*'Feel like it's made a huge difference after one session, my child hasn't stopped talking about how much fun she has had and that she's happy there is other children like her'. (Parent)*

*'Knowing there's a place to go where other parents attending know what you're going through'. (Parent)*

*'Thank you so much for emailing me and speaking to me today – means a lot to us. I feel a weight has been lifted off to have that support'. (Parent)*

*'Since we started attending, H now has a place which when he is told about, wants to go (with no encouragement), and we cannot thank you enough, it can be difficult to leave the house sometimes'. (Parent)*

*'The staff are always able to explain things to us and help give us the confidence to speak for our children at school meetings or EHCP Reviews'. (Parent)*

## Investment policy and performance

The charity has two permanent endowment funds, one established by the former Telford Development Corporation (TDC), and the Grassroots endowment established through a government match funding programme.

In the year to 31 March 2023 the value of the TDC endowment fund fell by £8,177 (6.41%) to £119,459. Dividend income of £27,424 was received in the year and was expended on overhead costs. The value of the Grassroots endowment fund in the year to 31 March 2023 rose by £4,462 (3.46%) to £133,345.

### Financial review

#### a. Reserves policy

The charity's policy is that reserves are to be maintained at a level that:

- Ensures responsibilities to staff, beneficiaries, and partners can be met.
- Protects the continuity of core work.
- Enables unexpected opportunities and growth.
- Covers risks such as unforeseen expenditure or unanticipated loss of income.
- Provides transparency to funders and other stakeholders.
- Meets the Trustees' duty to apply financial resources towards the charity's objectives.

The charity will do this by maintaining a designated reserve (the Employment Reserve) set at a level sufficient to meet three months projected staff costs. This reserve has been increased to £113,000. This reserves policy will be monitored by the Trustee Board annually.

#### b. Principal funding

The principal sources of funding for the year to 31 March 2023 were as follows:

- Telford & Wrekin Council
- Age UK
- NHS Shropshire, Telford and Wrekin
- Building Better Opportunities/European Social Fund

#### c. Material investments policy

To optimise the charity's income and minimise the impact of inflation, the trustees have the power to deposit or invest funds in any manner.

Investments in a public market must:

- Be managed by an external Investment Management Company.
- Be only where appropriate, given the charity's liquidity requirements and overall financial position.
- Be set at a risk level that has been agreed by the Board of Trustees.

The charity needs to produce the best financial return within an acceptable level of risk the Trustees seek to achieve long-term real returns such that the capital value of the portfolio increases at least in line with inflation (measured by CPI) as well as producing income that can be drawn upon when necessary to support the Charity with their charitable activities.

In addition, the Trustees seek to achieve long-term real returns such that the capital value of the portfolio increases at least in line with inflation, after taking the sums required each year.

The Trustees understand that in order to mitigate inflation risk, this is likely to mean that investment will partly be in real assets, such as equities and that in the short-term the capital value will fluctuate. The Trustees are able to tolerate volatility of the capital value as long as the charity is able to meet its grant making commitments through accumulated income or liquid spendable capital assets.

The charity's assets can be invested widely and should be diversified by asset class, geographical spread, unit and investment trust investment manager and by sector and security. Asset classes that the Trustees consider could be included within the portfolio are cash, gilts, corporate bonds, equities, property, structured products, private equity, commodities and any other asset that is deemed suitable for the charity. Access to these asset classes could be achieved directly or via collective investment vehicles such as unit or investment trusts.

The Trustees seek to agree a suitable asset allocation strategy with the investment managers, which is set with the aim to achieve the overall charity's investment objectives outlined above. This strategy would reflect the RBC Brewin Dolphin Risk Category 5; with the objective of obtaining a balance between income and capital growth to achieve the best overall return. RBC Brewin Dolphin's Risk Category 5 is described as Low to Moderate Investment Risk as outlined in their 'Guide to our risk categories for charities'.

The base currency of the charity's operations and liabilities is pounds sterling and therefore the majority of the investment portfolio should be based in sterling. Investments may be made in non-sterling assets but should not exceed more than half of the total investment portfolio unless Brewin Dolphin considers that diversification away from sterling is in the best interests of the charity. Where hedging is used by unit and investment trust managers and the price of the asset is based in sterling, this will be considered a Sterling based asset.

The trustees continue to appoint RBC Brewin Dolphin to manage their investments and the portfolio was reviewed within the year.

Trustees may also choose to deposit funds into deposit accounts or fixed income savings products, these must be subject to:

- The deposit or savings products should be covered by the Financial Services Compensation Scheme (FSCS).
- The agreed value of the deposit should not exceed the FSCS compensation limit of £85,000. The Executive Board may approve a deposit above £85,000 after assessing the risk from sums not being covered against the potential return.
- Any deposits should be only where appropriate, given the charity's liquidity requirements and overall financial position.
- The fixed term or duration of any deposit up to two years can be agreed by the F&M Committee. Any term above two years must be authorised by the Executive Board.
- Any early termination consequences must be communicated to the F&M Committee.

All investments should be made after considering any ethical issues which could conflict with the charity's purpose or cause reputational risk.

This investments policy, alongside the performance of investments, will be monitored by the Trustee Board annually.

## Plans for the future

Looking forward to the opportunities ahead during the next 12-15 months, they will:

- continue to meet targets within existing contracts,
- ensure learning from and take account of the voices of people who use our services,
- work with the NHS Shropshire, Telford and Wrekin and MPFT and Telford Council to support people and their families,
- review contracts to ensure they are fit for any potential renewals,
- to respond to national changes effecting peoples' lives,
- provide advice and support to carers facing the reality of financial challenges,
- have a focus on continuing to increase diversity of the workforce (paid and voluntary), including the Board of Trustees,
- develop and maintain relationships with organisations who they will collaborate with to ensure best outcomes for people.

The trustees will propose the reappointment of D.R.E & Co. Chartered Accountants at the forthcoming AGM.

## STATEMENT OF TRUSTEES' RESPONSIBILITIES

The trustees (who are also the directors of Telford and Wrekin Council for Voluntary Service for the purposes of company law) are responsible for preparing the Report of the Trustees and the financial statements in accordance with applicable law and United Kingdom Accounting Standards (United Kingdom Generally Accepted Accounting Practice).

Company law requires the trustees to prepare financial statements for each financial year which give a true and fair view of the state of affairs of the charitable company and of the incoming resources and application of resources, including the income and expenditure, of the charitable company for that period. In preparing those financial statements, the trustees are required to:


- select suitable accounting policies and then apply them consistently;
- observe the methods and principles in the Charity SORP;
- make judgements and estimates that are reasonable and prudent; and
- prepare the financial statements on the going concern basis unless it is inappropriate to presume that the charitable company will continue in business.

The trustees are responsible for keeping proper accounting records that disclose with reasonable accuracy at any time the financial position of the charitable company and to enable them to ensure that the financial statements comply with the Companies Act 2006. They are also responsible for safeguarding the assets of the charitable company and hence for taking reasonable steps for the prevention and detection of fraud and other irregularities.

In so far as the trustees are aware:

- there is no relevant audit information of which the company's auditors are unaware; and
- the trustees have taken all the steps that they ought to have taken to make themselves aware of any relevant audit information and to establish that the company's auditors are aware of that information.

Approved by order of the board of trustees on 20 September 2023 and signed on its behalf by:

  
.....  
V Brissett - Trustee

**REPORT OF THE INDEPENDENT AUDITORS TO THE TRUSTEES OF  
TELFORD AND WREKIN COUNCIL FOR VOLUNTARY  
SERVICE**

**Opinion**

We have audited the financial statements of Telford and Wrekin Council for Voluntary Service (the 'charitable company') for the year ended 31 March 2023 which comprise the Statement of Financial Activities, the Balance Sheet, the Cash Flow Statement and notes to the financial statements, including a summary of significant accounting policies. The financial reporting framework that has been applied in their preparation is applicable law and United Kingdom Accounting Standards (United Kingdom Generally Accepted Accounting Practice).

In our opinion the financial statements:

- give a true and fair view of the state of the charitable company's affairs as at 31 March 2023 and of its incoming resources and application of resources, including its income and expenditure, for the year then ended;
- have been properly prepared in accordance with United Kingdom Generally Accepted Accounting Practice; and
- have been prepared in accordance with the requirements of the Companies Act 2006.

**Basis for opinion**

We conducted our audit in accordance with International Standards on Auditing (UK) (ISAs (UK)) and applicable law. Our responsibilities under those standards are further described in the Auditors' responsibilities for the audit of the financial statements section of our report. We are independent of the charitable company in accordance with the ethical requirements that are relevant to our audit of the financial statements in the UK, including the FRC's Ethical Standard, and we have fulfilled our other ethical responsibilities in accordance with these requirements. We believe that the audit evidence we have obtained is sufficient and appropriate to provide a basis for our opinion.

**Conclusions relating to going concern**

In auditing the financial statements, we have concluded that the trustees' use of the going concern basis of accounting in the preparation of the financial statements is appropriate.

Based on the work we have performed, we have not identified any material uncertainties relating to events or conditions that, individually or collectively, may cast significant doubt on the charitable company's ability to continue as a going concern for a period of at least twelve months from when the financial statements are authorised for issue.

Our responsibilities and the responsibilities of the trustees with respect to going concern are described in the relevant sections of this report.

**Other information**

The trustees are responsible for the other information. The other information comprises the information included in the Annual Report, other than the financial statements and our Report of the Independent Auditors thereon.

Our opinion on the financial statements does not cover the other information and, except to the extent otherwise explicitly stated in our report, we do not express any form of assurance conclusion thereon.

In connection with our audit of the financial statements, our responsibility is to read the other information and, in doing so, consider whether the other information is materially inconsistent with the financial statements or our knowledge obtained in the audit or otherwise appears to be materially misstated. If we identify such material inconsistencies or apparent material misstatements, we are required to determine whether this gives rise to a material misstatement in the financial statements themselves. If, based on the work we have performed, we conclude that there is a material misstatement of this other information, we are required to report that fact. We have nothing to report in this regard.

**Matters on which we are required to report by exception**

We have nothing to report in respect of the following matters where the Charities (Accounts and Reports) Regulations 2008 requires us to report to you if, in our opinion:

- the information given in the Report of the Trustees is inconsistent in any material respect with the financial statements;
- or
- the charitable company has not kept adequate accounting records; or
- the financial statements are not in agreement with the accounting records and returns; or
- we have not received all the information and explanations we require for our audit.

**REPORT OF THE INDEPENDENT AUDITORS TO THE TRUSTEES OF  
TELFORD AND WREKIN COUNCIL FOR VOLUNTARY  
SERVICE**

**Responsibilities of trustees**

As explained more fully in the Statement of Trustees' Responsibilities, the trustees (who are also the directors of the charitable company for the purposes of company law) are responsible for the preparation of the financial statements and for being satisfied that they give a true and fair view, and for such internal control as the trustees determine is necessary to enable the preparation of financial statements that are free from material misstatement, whether due to fraud or error.

In preparing the financial statements, the trustees are responsible for assessing the charitable company's ability to continue as a going concern, disclosing, as applicable, matters related to going concern and using the going concern basis of accounting unless the trustees either intend to liquidate the charitable company or to cease operations, or have no realistic alternative but to do so.

**REPORT OF THE INDEPENDENT AUDITORS TO THE TRUSTEES OF  
TELFORD AND WREKIN COUNCIL FOR VOLUNTARY  
SERVICE**

**Our responsibilities for the audit of the financial statements**

We have been appointed as auditors under Section 144 of the Charities Act 2011 and report in accordance with the Act and relevant regulations made or having effect thereunder.

Our objectives are to obtain reasonable assurance about whether the financial statements as a whole are free from material misstatement, whether due to fraud or error, and to issue a Report of the Independent Auditors that includes our opinion. Reasonable assurance is a high level of assurance, but is not a guarantee that an audit conducted in accordance with ISAs (UK) will always detect a material misstatement when it exists. Misstatements can arise from fraud or error and are considered material if, individually or in the aggregate, they could reasonably be expected to influence the economic decisions of users taken on the basis of these financial statements.

The extent to which our procedures are capable of detecting irregularities, including fraud is detailed below:

- the engagement partner ensured that the engagement team collectively had the appropriate competence, capabilities and skills to identify or recognise non-compliance with applicable laws and regulations;
- we identified the laws and regulations applicable to the company through discussions with directors and other management, and from our commercial knowledge and experience of the care and support sector;
- we focused on specific laws and regulations which we considered may have a direct material effect on the financial statements or the operations of the company, including the Companies Act 2006, Charity SORP (FRS102), employment, environmental and health and safety legislation;
- we assessed the extent of compliance with the laws and regulations identified above through making enquiries of management; and
- identified laws and regulations were communicated within the audit team regularly and the team remained alert to instances of non-compliance throughout the audit.

We assessed the susceptibility of the company's financial statements to material misstatement, including obtaining an understanding of how fraud might occur, by:

- making enquiries of management as to their knowledge of actual, suspected and alleged fraud; and

To address the risk of fraud through management bias and override of controls, we:

- performed analytical procedures to identify any unusual or unexpected relationships;
- tested journal entries to identify unusual transactions;
- investigated the rationale behind significant or unusual transactions.

In response to the risk of irregularities and non-compliance with laws and regulations, we designed procedures which included, but were not limited to:

- agreeing financial statement disclosures to underlying supporting documentation;
- reading the minutes of meetings of those charged with governance;
- enquiring of management as to actual and potential litigation and claims;

There are inherent limitations in our audit procedures described above. The more removed that laws and regulations are from financial transactions, the less likely it is that we would become aware of non-compliance. Auditing standards also limit the audit procedures required to identify non-compliance with laws and regulations to enquiry of the directors and other management and the inspection of regulatory and legal correspondence, if any.

**REPORT OF THE INDEPENDENT AUDITORS TO THE TRUSTEES OF  
TELFORD AND WREKIN COUNCIL FOR VOLUNTARY  
SERVICE**

Material misstatements that arise due to fraud can be harder to detect than those that arise from error as they may involve deliberate concealment or collusion.

A further description of our responsibilities for the audit of the financial statements is located on the Financial Reporting Council's website at [www.frc.org.uk/auditorsresponsibilities](http://www.frc.org.uk/auditorsresponsibilities). This description forms part of our Report of the Independent Auditors.

**Use of our report**

This report is made solely to the charitable company's trustees, as a body, in accordance with Part 4 of the Charities (Accounts and Reports) Regulations 2008. Our audit work has been undertaken so that we might state to the charitable company's trustees those matters we are required to state to them in an auditors' report and for no other purpose. To the fullest extent permitted by law, we do not accept or assume responsibility to anyone other than the charitable company and the charitable company's trustees as a body, for our audit work, for this report, or for the opinions we have formed.

*D.R.E. & Co. (Audit) Ltd*

D.R.E. & Co. (Audit) Limited  
Eligible to act as an auditor in terms of Section 1212 of the Companies Act 2006  
7 Lower Brook Street  
Oswestry  
Shropshire  
SY11 2HG

Date: 20 September 2023

**TELFORD AND WREKIN COUNCIL FOR VOLUNTARY SERVICE**

**STATEMENT OF FINANCIAL ACTIVITIES FOR THE YEAR ENDED 31 MARCH 2023**

|                                    | Notes | Unrestricted funds<br>£ | Restricted funds<br>£ | Endowment funds<br>£ | 31.3.23<br>Total funds<br>£ | 31.3.22<br>Total funds<br>£ |
|------------------------------------|-------|-------------------------|-----------------------|----------------------|-----------------------------|-----------------------------|
| <b>INCOME AND ENDOWMENTS FROM</b>  |       |                         |                       |                      |                             |                             |
| Contract income                    | 2     | 97,371                  | 881,867               | -                    | 979,238                     | 889,151                     |
| Fundraising activities             | 3     | 1,428                   | 26,169                | -                    | 27,597                      | 5,831                       |
| Investment income                  | 4     | 17,980                  | 4,394                 | 5,210                | 27,584                      | 10,597                      |
| Other income                       | 5     | 800                     | -                     | -                    | 800                         | 87,102                      |
| <b>Total</b>                       |       | <b>117,579</b>          | <b>912,430</b>        | <b>5,210</b>         | <b>1,035,219</b>            | <b>992,681</b>              |
| <b>EXPENDITURE ON</b>              |       |                         |                       |                      |                             |                             |
| Raising funds                      | 6     | 4,423                   | 1,089                 | 1,293                | 6,805                       | 2,670                       |
| <b>Charitable activities</b>       |       |                         |                       |                      |                             |                             |
| Voluntary services                 | 7     | 170,565                 | 833,930               | -                    | 1,004,495                   | 850,348                     |
| <b>Total</b>                       |       | <b>174,988</b>          | <b>835,019</b>        | <b>1,293</b>         | <b>1,011,300</b>            | <b>853,018</b>              |
| Net gains/(losses) on investments  |       | (41,374)                | (10,184)              | (12,094)             | (63,652)                    | (20,649)                    |
| <b>NET INCOME/(EXPENDITURE)</b>    |       |                         |                       |                      |                             |                             |
| Transfers between funds            | 19    | (98,783)                | 67,227                | (8,177)              | (39,733)                    | 119,014                     |
|                                    |       | 470                     | (4,932)               | 4,462                | -                           | -                           |
| <b>Net movement in funds</b>       |       | <b>(98,313)</b>         | <b>62,295</b>         | <b>(3,715)</b>       | <b>(39,733)</b>             | <b>119,014</b>              |
| <b>RECONCILIATION OF FUNDS</b>     |       |                         |                       |                      |                             |                             |
| Total funds brought forward        |       | 442,090                 | 518,671               | 256,519              | 1,217,280                   | 1,098,266                   |
| <b>TOTAL FUNDS CARRIED FORWARD</b> |       | <b>343,777</b>          | <b>580,966</b>        | <b>252,804</b>       | <b>1,177,547</b>            | <b>1,217,280</b>            |

The notes form part of these financial statements

**TELFORD AND WREKIN COUNCIL FOR VOLUNTARY SERVICE**

**BALANCE SHEET**  
**31 MARCH 2023**

|                                              | Notes | Unrestricted funds<br>£ | Restricted funds<br>£ | Endowment funds<br>£   | 31.3.23<br>Total funds<br>£ | 31.3.22<br>Total funds<br>£ |
|----------------------------------------------|-------|-------------------------|-----------------------|------------------------|-----------------------------|-----------------------------|
| <b>FIXED ASSETS</b>                          |       |                         |                       |                        |                             |                             |
| Tangible assets                              | 14    | 18,865                  | 3,278                 | -                      | 22,143                      | 24,193                      |
| Investments                                  | 15    | <u>599,864</u>          | <u>14,314</u>         | <u>308,690</u>         | <u>922,868</u>              | <u>959,398</u>              |
|                                              |       | <b>618,729</b>          | <b>17,592</b>         | <b>308,690</b>         | <b>945,011</b>              | <b>983,591</b>              |
| <b>CURRENT ASSETS</b>                        |       |                         |                       |                        |                             |                             |
| Debtors                                      | 16    | 39,464                  | 159                   | 189                    | 39,812                      | 140,103                     |
| Cash at bank and in hand                     |       | <u>(205,405)</u>        | <u>563,210</u>        | <u>(56,075)</u>        | <u>301,730</u>              | <u>302,537</u>              |
|                                              |       | <b>(165,941)</b>        | <b>563,369</b>        | <b>(55,886)</b>        | <b>341,542</b>              | <b>442,640</b>              |
| <b>CREDITORS</b>                             |       |                         |                       |                        |                             |                             |
| Amounts falling due within one year          | 17    | <u>(103,713)</u>        | -                     | -                      | <u>(103,713)</u>            | <u>(200,648)</u>            |
| <b>NET CURRENT ASSETS</b>                    |       | <u><b>(269,654)</b></u> | <u><b>563,369</b></u> | <u><b>(55,886)</b></u> | <u><b>237,829</b></u>       | <u><b>241,992</b></u>       |
| <b>TOTAL ASSETS LESS CURRENT LIABILITIES</b> |       | <b>349,075</b>          | <b>580,961</b>        | <b>252,804</b>         | <b>1,182,840</b>            | <b>1,225,583</b>            |
| <b>PENSION LIABILITY</b>                     | 20    | <u>(5,293)</u>          | -                     | -                      | <u>(5,293)</u>              | <u>(8,303)</u>              |
| <b>NET ASSETS</b>                            |       | <u><b>343,782</b></u>   | <u><b>580,961</b></u> | <u><b>252,804</b></u>  | <u><b>1,177,547</b></u>     | <u><b>1,217,280</b></u>     |
| <b>FUNDS</b>                                 |       |                         |                       |                        |                             |                             |
| Unrestricted funds                           | 19    |                         |                       |                        | <b>343,782</b>              | 442,090                     |
| Restricted funds                             |       |                         |                       |                        | <b>580,961</b>              | 518,671                     |
| Endowment funds                              |       |                         |                       |                        | <u><b>252,804</b></u>       | <u>256,519</u>              |
| <b>TOTAL FUNDS</b>                           |       |                         |                       |                        | <u><b>1,177,547</b></u>     | <u><b>1,217,280</b></u>     |

The charitable company is entitled to exemption from audit under Section 477 of the Companies Act 2006 for the year ended 31 March 2023.

The members have not deposited notice, pursuant to Section 476 of the Companies Act 2006 requiring an audit of these financial statements.

The trustees acknowledge their responsibilities for

- ensuring that the charitable company keeps accounting records that comply with Sections 386 and 387 of the Companies Act 2006 and
- preparing financial statements which give a true and fair view of the state of affairs of the charitable company as at the end of each financial year and of its surplus or deficit for each financial year in accordance with the requirements of Sections 394 and 395 and which otherwise comply with the requirements of the Companies Act 2006 relating to financial statements, so far as applicable to the charitable company.

These financial statements have been audited under the requirements of Section 145 of the Charities Act 2011.


The notes form part of these financial statements

**TELFORD AND WREKIN COUNCIL FOR VOLUNTARY  
SERVICE**

**BALANCE SHEET - continued**  
**31 MARCH 2023**

These financial statements have been prepared in accordance with the provisions applicable to charitable companies subject to the small companies regime.

The financial statements were approved by the Board of Trustees and authorised for issue on 20 September 2023 and were signed on its behalf by:

.....

V Brissett - Trustee

**TELFORD AND WREKIN COUNCIL FOR VOLUNTARY SERVICE**

**CASH FLOW STATEMENT**  
**FOR THE YEAR ENDED 31 MARCH 2023**

|                                                                           | Notes | 31.3.23<br>£   | 31.3.22<br>£   |
|---------------------------------------------------------------------------|-------|----------------|----------------|
| <b>Cash flows from operating activities</b>                               |       |                |                |
| Cash generated from operations                                            | 1     | <u>(1,814)</u> | <u>90,141</u>  |
| Net cash (used in)/provided by operating activities                       |       | <u>(1,814)</u> | <u>90,141</u>  |
| <b>Cash flows from investing activities</b>                               |       |                |                |
| Purchase of tangible fixed assets                                         |       | (3,372)        | (8,668)        |
| Purchase of fixed asset investments                                       |       | (142,404)      | (706,293)      |
| Sale of tangible fixed assets                                             |       | -              | 689,225        |
| Sale of fixed asset investments                                           |       | 115,282        | 69,119         |
| Interest received                                                         |       | <u>27,584</u>  | <u>10,597</u>  |
| Net cash (used in)/provided by investing activities                       |       | <u>(2,910)</u> | <u>53,980</u>  |
| <b>Cash flows from financing activities</b>                               |       |                |                |
| Income attributable to endowment                                          |       | 5,210          | 2,010          |
| Expenditure attributable to endowment                                     |       | <u>(1,293)</u> | <u>(507)</u>   |
| Net cash provided by financing activities                                 |       | <u>3,917</u>   | <u>1,503</u>   |
| <b>Change in cash and cash equivalents in the reporting period</b>        |       | <u>(807)</u>   | <u>145,624</u> |
| <b>Cash and cash equivalents at the beginning of the reporting period</b> |       | <u>302,537</u> | <u>156,913</u> |
| <b>Cash and cash equivalents at the end of the reporting period</b>       |       | <u>301,730</u> | <u>302,537</u> |

The notes form part of these financial statements

**TELFORD AND WREKIN COUNCIL FOR VOLUNTARY SERVICE**

**NOTES TO THE CASH FLOW STATEMENT FOR THE YEAR ENDED 31 MARCH 2023**

**1. RECONCILIATION OF NET (EXPENDITURE)/INCOME TO NET CASH FLOW FROM OPERATING ACTIVITIES**

|                                                                                                         | <b>31.3.23</b>        | 31.3.22              |
|---------------------------------------------------------------------------------------------------------|-----------------------|----------------------|
|                                                                                                         | £                     | £                    |
| <b>Net (expenditure)/income for the reporting period (as per the Statement of Financial Activities)</b> | <b>(39,733)</b>       | 119,014              |
| <b>Adjustments for:</b>                                                                                 |                       |                      |
| Depreciation charges                                                                                    | 5,422                 | 13,336               |
| Losses on investments                                                                                   | 63,652                | 20,649               |
| Profit on disposal of fixed assets                                                                      | -                     | (81,760)             |
| Interest received                                                                                       | (27,584)              | (10,597)             |
| Income attributable to endowment                                                                        | (5,210)               | (2,010)              |
| Expenditure attributable to endowment                                                                   | 1,293                 | 507                  |
| Movement in pension liability                                                                           | (3,010)               | (35,197)             |
| Decrease in debtors                                                                                     | 100,291               | 811                  |
| (Decrease)/increase in creditors                                                                        | <u>(96,935)</u>       | <u>65,388</u>        |
| <b>Net cash (used in)/provided by operations</b>                                                        | <b><u>(1,814)</u></b> | <b><u>90,141</u></b> |

**2. ANALYSIS OF CHANGES IN NET FUNDS**

|                          | At 1.4.22             | Cash flow           | At 31.3.23            |
|--------------------------|-----------------------|---------------------|-----------------------|
|                          | £                     | £                   | £                     |
| <b>Net cash</b>          |                       |                     |                       |
| Cash at bank and in hand | <u>302,537</u>        | <u>(807)</u>        | <u>301,730</u>        |
|                          | <u>302,537</u>        | <u>(807)</u>        | <u>301,730</u>        |
| <b>Total</b>             | <b><u>302,537</u></b> | <b><u>(807)</u></b> | <b><u>301,730</u></b> |

**TELFORD AND WREKIN COUNCIL FOR VOLUNTARY SERVICE**

**NOTES TO THE FINANCIAL STATEMENTS FOR THE YEAR ENDED 31 MARCH 2023**

**1. ACCOUNTING POLICIES**

**Basis of preparing the financial statements**

The financial statements of the charitable company, which is a public benefit entity under FRS 102, have been prepared in accordance with the Charities SORP (FRS 102) 'Accounting and Reporting by Charities: Statement of Recommended Practice applicable to charities preparing their accounts in accordance with the Financial Reporting Standard applicable in the UK and Republic of Ireland (FRS 102) (effective 1 January 2019)', Financial Reporting Standard 102 'The Financial Reporting Standard applicable in the UK and Republic of Ireland' and the Companies Act 2006. The financial statements have been prepared under the historical cost convention with the exception of investments which are included at market value.

The financial statements are for the individual entity only.

The financial statements are presented in Sterling (£), rounded to the nearest £1.

**Company status**

The charity is a company limited by guarantee. The members of the company are the Trustees named on page 1. In the event of the charity being wound up, the liability in respect of the guarantee is limited to £1 per member of the charity.

**Income**

All income is recognised in the Statement of Financial Activities once the charity has entitlement to the funds, it is probable that the income will be received and the amount can be measured reliably.

Income from government and other grants, whether 'capital' grants or 'revenue' grants is recognised when the charity has entitlement to the funds, and performance conditions attached to the grants have been met, it is probable that the income will be received and the amount can be measured reliably.

**Expenditure**

Liabilities are recognised as expenditure as soon as there is a legal or constructive obligation committing the charity to that expenditure, it is probable that a transfer of economic benefits will be required in settlement and the amount of the obligation can be measured reliably. Expenditure is accounted for on an accruals basis and has been classified under headings that aggregate all cost related to the category. Where costs cannot be directly attributed to particular headings they have been allocated to activities on a basis consistent with the use of resources.

Grants payable are charged in the year when the offer is made except in those where the offer is conditional, such grants being recognised as expenditure when the conditions attaching are fulfilled. Grants offered subject to conditions which have not been met at the year end are noted as a commitment, but not accrued as expenditure.

**Allocation and apportionment of costs**

Invoiced costs and staff time are directly allocated to the fund to which they relate.

Management time is recharged on a pro rata basis based on the levels of staff costs attributed to each fund.

**Fixed assets**

Tangible assets are stated at cost (or deemed cost) less accumulated depreciation and accumulated impairment losses. Cost includes the original purchase price, costs directly attributable to bringing the asset to its working condition for its intended use, dismantling and restoration costs and borrowing costs capitalised.

Depreciation is provided at the following annual rates in order to write off each asset over its estimated useful life or, if held under a finance lease, over the lease term, whichever is shorter:

Office equipment - 10%, 33% and 37.5% straight line

**Investments**

Investments are stated at market value at the balance sheet date. The Statement of Financial Activities includes the net gains and losses arising on revaluations and disposals throughout the year.

**TELFORD AND WREKIN COUNCIL FOR VOLUNTARY SERVICE**

**NOTES TO THE FINANCIAL STATEMENTS - continued**  
**FOR THE YEAR ENDED 31 MARCH 2023**

**1. ACCOUNTING POLICIES - continued**

**Taxation**

The charity is exempt from corporation tax on its charitable activities.

**Fund accounting**

General funds are unrestricted funds which are available for use at the discretion of the trustees in furtherance of the general objectives of the charity and which have not been designated for other purposes.

Designated funds comprise unrestricted funds that have been set aside by the trustees for particular purposes. The aim and use of each designated fund is set out in the notes to the financial statements.

Restricted funds are funds which are to be used in accordance with specific restrictions imposed by donors or which have been raised by the charity for particular purposes. The costs of raising and administering such funds are charged against the specific fund. The aim and use of each restricted fund is set out in the notes to the financial statements.

Investment income, gains and losses are allocated to the appropriate fund.

**Operating leases**

Rentals paid under operating leases are charged to the Statement of Financial Activities on a straight line basis over the period of the lease.

**Pensions**

The charity operates a defined benefits pension scheme. The scheme is a multi-employer scheme where it is not possible, in the normal course of events, to identify on a consistent and reasonable basis, the share of underlying assets and liabilities belonging to individual participating employers. Therefore, as required by paragraph 28.11 of FRS 102, the charity accounts for this scheme as if it was a defined contribution scheme. The amount charged to the Statement of Financial Activities represents contributions payable to the scheme in respect of the accounting period.

**Financial instruments**

The charity has chosen to adopt Sections 11 and 12 of FRS 102 in respect of financial instruments.

**(i) Financial assets**

Basic financial assets, including trade and other debtors and cash and bank balances, are initially recognised at transaction price, unless the arrangement constitutes a financing transaction, where the transaction is measured at the present value of the future receipts discounted at a market rate of interest.

Such assets are subsequently carried at amortised cost using the effective interest method.

At the end of each reporting period financial assets measured at amortised cost are assessed for objective evidence of impairment. If an asset is impaired the impairment loss is the difference between the carrying amount and the present value of the estimated cash flows discounted at the asset's original effective interest rate. The impairment loss is recognised in profit or loss.

If there is a decrease in the impairment loss arising from an event occurring after the impairment was recognised, the impairment is reversed. The reversal is such that the current carrying amount does not exceed what the carrying amount would have been had the impairment not previously been recognised. The impairment reversal is recognised in profit or loss.

Financial assets are derecognised when (a) the contractual rights to the cash flows from the asset expire or are settled, or (b) substantially all the risks and rewards of the ownership of the asset are transferred to another party, or (c) despite having retained some significant risks and rewards of ownership, control of the asset has been transferred to another party who has the practical ability to unilaterally sell the asset to an unrelated third party without imposing additional restrictions.

**TELFORD AND WREKIN COUNCIL FOR VOLUNTARY SERVICE**

**NOTES TO THE FINANCIAL STATEMENTS - continued**  
**FOR THE YEAR ENDED 31 MARCH 2023**

**1. ACCOUNTING POLICIES - continued**

**Financial instruments**

(ii) Financial liabilities

Basic financial liabilities, including trade and other creditors, are initially recognised at transaction price, unless the arrangement constitutes a financing transaction, where the debt instrument is measured at the present value of the future receipts discounted at a market rate of interest.

Debt instruments are subsequently carried at amortised cost, using the effective interest rate method. Fees paid on the establishment of loan facilities are recognised as transaction costs of the loan to the extent that it is probable that some or all of the facility will be drawn down. In this case, the fee is deferred until the draw-down occurs. To the extent there is no evidence that it is probable that some or all of the facility will be drawn down, the fee is capitalised as a pre-payment for liquidity services and amortised over the period of the facility to which it relates.

Trade payables are obligations to pay for goods or services that have been acquired in the ordinary course of business from suppliers. Accounts payable are classified as current liabilities if payment is due within one year or less. If not, they are presented as non-current liabilities. Trade payables are recognised initially at transaction price and subsequently measured at amortised cost using the effective interest method.

Financial liabilities are derecognised when the liability is extinguished, that is when the contractual obligation is discharged, cancelled or expires.

**2. CONTRACT INCOME**

|           | <b>31.3.23</b>        | 31.3.22               |
|-----------|-----------------------|-----------------------|
|           | £                     | £                     |
| Contracts | <b>822,533</b>        | 709,398               |
| Donations | <b>82,792</b>         | 61,209                |
| Services  | <b>12,409</b>         | 15,177                |
| Grants    | <b>61,504</b>         | 103,367               |
|           | <b><u>979,238</u></b> | <b><u>889,151</u></b> |

Included within donations is £82,792 (2022: £61,209) which relates to the value of donated facilities in respect of discounted rent and service charges on the offices and other rooms used by the charity.

**3. FUNDRAISING ACTIVITIES**

|                    | <b>31.3.23</b>       | 31.3.22             |
|--------------------|----------------------|---------------------|
|                    | £                    | £                   |
| Fundraising events | <b><u>27,597</u></b> | <b><u>5,831</u></b> |

Included within fundraising events is £26,803 (2022: £5,006) which relates to donations received from individuals and local businesses for general use by the charity.

**4. INVESTMENT INCOME**

|                          | <b>31.3.23</b>       | 31.3.22              |
|--------------------------|----------------------|----------------------|
|                          | £                    | £                    |
| Deposit account interest | <b>160</b>           | 10                   |
| Investment income        | <b><u>27,424</u></b> | <b><u>10,587</u></b> |
|                          | <b><u>27,584</u></b> | <b><u>10,597</u></b> |

**TELFORD AND WREKIN COUNCIL FOR VOLUNTARY SERVICE**

**NOTES TO THE FINANCIAL STATEMENTS - continued**  
**FOR THE YEAR ENDED 31 MARCH 2023**

**5. OTHER INCOME**

|                                       |                   |                      |
|---------------------------------------|-------------------|----------------------|
|                                       | <b>31.3.23</b>    | 31.3.22              |
|                                       | £                 | £                    |
| Gain on sale of tangible fixed assets | -                 | 81,760               |
| Service charges received              | -                 | 4,542                |
| Other incoming resources              | <u>800</u>        | <u>800</u>           |
|                                       | <u><b>800</b></u> | <u><b>87,102</b></u> |

**6. RAISING FUNDS**

**Investment management costs**

|                      |                     |                     |
|----------------------|---------------------|---------------------|
|                      | <b>31.3.23</b>      | 31.3.22             |
|                      | £                   | £                   |
| Portfolio management | <u><b>6,805</b></u> | <u><b>2,670</b></u> |

**7. CHARITABLE ACTIVITIES COSTS**

|                    |                       |                                                           |                                       |                         |
|--------------------|-----------------------|-----------------------------------------------------------|---------------------------------------|-------------------------|
|                    | Direct<br>Costs<br>£  | Grant<br>funding of<br>activities<br>(see note<br>8)<br>£ | Support<br>costs (see<br>note 9)<br>£ | Totals<br>£             |
| Voluntary services | <u><b>747,634</b></u> | <u><b>11,013</b></u>                                      | <u><b>245,848</b></u>                 | <u><b>1,004,495</b></u> |

**8. GRANTS PAYABLE**

|                    |                      |                     |
|--------------------|----------------------|---------------------|
|                    | <b>31.3.23</b>       | 31.3.22             |
|                    | £                    | £                   |
| Voluntary services | <u><b>11,013</b></u> | <u><b>4,462</b></u> |

**9. SUPPORT COSTS**

|                    |                       |                   |                          |                       |
|--------------------|-----------------------|-------------------|--------------------------|-----------------------|
|                    | Management<br>£       | Finance<br>£      | Governance<br>costs<br>£ | Totals<br>£           |
| Voluntary services | <u><b>236,370</b></u> | <u><b>108</b></u> | <u><b>9,370</b></u>      | <u><b>245,848</b></u> |

**10. NET INCOME/(EXPENDITURE)**

Net income/(expenditure) is stated after charging/(crediting):

|                                     |                 |                        |
|-------------------------------------|-----------------|------------------------|
|                                     | <b>31.3.23</b>  | 31.3.22                |
|                                     | £               | £                      |
| Auditors' remuneration              | <b>9,370</b>    | 7,347                  |
| Depreciation - owned assets         | <b>5,422</b>    | 13,336                 |
| Hire of plant and machinery         | <b>1,528</b>    | 1,679                  |
| Other operating leases              | <b>2,511</b>    | 2,582                  |
| Surplus on disposal of fixed assets | <u><b>-</b></u> | <u><b>(81,760)</b></u> |

**TELFORD AND WREKIN COUNCIL FOR VOLUNTARY SERVICE**

**NOTES TO THE FINANCIAL STATEMENTS - continued**  
**FOR THE YEAR ENDED 31 MARCH 2023**

**11. TRUSTEES' REMUNERATION AND BENEFITS**

There were no trustees' remuneration or other benefits for the year ended 31 March 2023 nor for the year ended 31 March 2022.

**12. STAFF COSTS**

|                       | <b>31.3.23</b>        | 31.3.22        |
|-----------------------|-----------------------|----------------|
|                       | £                     | £              |
| Wages and salaries    | <b>627,864</b>        | 532,005        |
| Social security costs | <b>32,508</b>         | 23,378         |
| Other pension costs   | <b>15,516</b>         | 9,138          |
|                       | <b><u>675,888</u></b> | <u>564,521</u> |

The average monthly number of employees during the year was as follows:

|                  | <b>31.3.23</b>   | 31.3.22   |
|------------------|------------------|-----------|
| Administrative   | <b>5</b>         | 5         |
| Service delivery | <b>26</b>        | 23        |
|                  | <b><u>31</u></b> | <u>28</u> |

The average number of full-time equivalent employees (including casual and part-time staff) during the year was 19.80 (2022: 17.68).

No employee received emoluments in excess of £60,000.

Total key management personnel remuneration was £239,350 (2022: £181,472).

**13. COMPARATIVES FOR THE STATEMENT OF FINANCIAL ACTIVITIES**

|                                   | Unrestricted<br>funds<br>£ | Restricted<br>funds<br>£ | Endowment<br>funds<br>£ | Total<br>funds<br>£ |
|-----------------------------------|----------------------------|--------------------------|-------------------------|---------------------|
| <b>INCOME AND ENDOWMENTS FROM</b> |                            |                          |                         |                     |
| Contract income                   | 92,140                     | 797,011                  | -                       | 889,151             |
| Fundraising activities            | 1,452                      | 4,379                    | -                       | 5,831               |
| Investment income                 | 6,892                      | 1,695                    | 2,010                   | 10,597              |
| Other income                      | <u>90,102</u>              | <u>(3,000)</u>           | <u>-</u>                | <u>87,102</u>       |
| <b>Total</b>                      | <u>190,586</u>             | <u>800,085</u>           | <u>2,010</u>            | <u>992,681</u>      |
| <b>EXPENDITURE ON</b>             |                            |                          |                         |                     |
| Raising funds                     | 1,736                      | 427                      | 507                     | 2,670               |
| <b>Charitable activities</b>      |                            |                          |                         |                     |
| Voluntary services                | <u>94,184</u>              | <u>751,702</u>           | <u>4,462</u>            | <u>850,348</u>      |
| <b>Total</b>                      | <u>95,920</u>              | <u>752,129</u>           | <u>4,969</u>            | <u>853,018</u>      |
| Net gains/(losses) on investments | <u>(13,422)</u>            | <u>(3,304)</u>           | <u>(3,923)</u>          | <u>(20,649)</u>     |

**TELFORD AND WREKIN COUNCIL FOR VOLUNTARY SERVICE**

**NOTES TO THE FINANCIAL STATEMENTS - continued**  
**FOR THE YEAR ENDED 31 MARCH 2023**

**13. COMPARATIVES FOR THE STATEMENT OF FINANCIAL ACTIVITIES - continued**

|                                    | Unrestricted funds<br>£ | Restricted funds<br>£ | Endowment funds<br>£ | Total funds<br>£  |
|------------------------------------|-------------------------|-----------------------|----------------------|-------------------|
| <b>NET INCOME/(EXPENDITURE)</b>    | 81,244                  | 44,652                | (6,882)              | 119,014           |
| <b>Transfers between funds</b>     | <u>66,662</u>           | <u>(64,548)</u>       | <u>(2,114)</u>       | <u>-</u>          |
| <b>Net movement in funds</b>       | 147,906                 | (19,896)              | (8,996)              | 119,014           |
| <b>RECONCILIATION OF FUNDS</b>     |                         |                       |                      |                   |
| Total funds brought forward        | 294,178                 | 538,573               | 265,515              | 1,098,266         |
|                                    | <u>          </u>       | <u>          </u>     | <u>          </u>    | <u>          </u> |
| <b>TOTAL FUNDS CARRIED FORWARD</b> | <u>442,084</u>          | <u>518,677</u>        | <u>256,519</u>       | <u>1,217,280</u>  |

**14. TANGIBLE FIXED ASSETS**

|                       | Computer equipment<br>£     |
|-----------------------|-----------------------------|
| <b>COST</b>           |                             |
| At 1 April 2022       | <b>54,880</b>               |
| Additions             | <u><b>3,372</b></u>         |
| At 31 March 2023      | <u><b>58,252</b></u>        |
| <b>DEPRECIATION</b>   |                             |
| At 1 April 2022       | <b>30,687</b>               |
| Charge for year       | <u><b>5,422</b></u>         |
| At 31 March 2023      | <u><b>36,109</b></u>        |
| <b>NET BOOK VALUE</b> |                             |
| At 31 March 2023      | <u><u><b>22,143</b></u></u> |
| At 31 March 2022      | <u><u>24,193</u></u>        |

**15. FIXED ASSET INVESTMENTS**

|                       | Listed investments<br>£      |
|-----------------------|------------------------------|
| <b>MARKET VALUE</b>   |                              |
| At 1 April 2022       | <b>959,398</b>               |
| Additions             | <b>142,404</b>               |
| Disposals             | <b>(125,844)</b>             |
| Revaluations          | <u><b>(53,090)</b></u>       |
| At 31 March 2023      | <u><b>922,868</b></u>        |
| <b>NET BOOK VALUE</b> |                              |
| At 31 March 2023      | <u><u><b>922,868</b></u></u> |
| At 31 March 2022      | <u><u>959,398</u></u>        |

The split of investment assets between UK and non-UK is as follows:

**TELFORD AND WREKIN COUNCIL FOR VOLUNTARY SERVICE**

**NOTES TO THE FINANCIAL STATEMENTS - continued**  
**FOR THE YEAR ENDED 31 MARCH 2023**

**15. FIXED ASSET INVESTMENTS - continued**

|                          | <b>2023</b>           | 2022           |
|--------------------------|-----------------------|----------------|
|                          | £                     | £              |
| UK investment assets     | <b>419,266</b>        | 411,626        |
| Non-UK investment assets | <b>503,603</b>        | 547,772        |
|                          | <b><u>922,869</u></b> | <u>959,398</u> |

The charity had the following material investments:

|                                                                             | <b>2023</b>   | 2022   |
|-----------------------------------------------------------------------------|---------------|--------|
|                                                                             | £             | £      |
| JPMORGAN FUND ICVC JPM US EQUITY INCOME C2 GBP NET DIS                      | <b>19,863</b> | 20,766 |
| BNY MELLON GLB FDS US EQUITY INCOME E GBP DIS                               | <b>34,351</b> | 33,944 |
| VANGUARD FUNDS PLC S&P 500 UCITS ETF USD DIS                                | <b>26,127</b> | 27,673 |
| SCHRODER UNIT TST ASIAN INCOME L INC                                        | <b>16,179</b> | 21,334 |
| NINETY ONE FUNDS SERIES I DIVERSIFIED INCOME J 2 GBP DIS                    | <b>23,315</b> | 24,621 |
| VANGUARD INV UK LT US EQTY IDX INSTL PLS INC                                | <b>37,685</b> | 50,279 |
| ISHARES II PLC USD TIPS UCITS ETF GBP DIS HEDGED                            | <b>23,344</b> | 25,858 |
| JUPITER UT MNGRS JAPAN INCOME Z GBP DIS                                     | <b>12,844</b> | 25,916 |
| BAILLIE GIFFORD AMERICAN W1 DIS                                             | <b>9,847</b>  | 24,117 |
| FIDELITY UCITS ICAV US QUALITY INCOME UCITS ETF USD                         | <b>49,784</b> | 50,890 |
| TROJAN INVESTMENT FUNDS TROJAN DIS                                          | <b>20,073</b> | 20,673 |
| MI SELECT MANAGERS BOND INSTL DIS                                           | <b>26,333</b> | 29,721 |
| SCHRODER UNIT TST GBL CITIES REAL EST L DIS                                 | <b>15,584</b> | 20,097 |
| ROBECO CAPITAL GROWTH FUNDS ROBECOSAM GLOBAL SDG CREDITS IH GBP             | <b>21,934</b> | 23,663 |
| UNITED KINGDOM (GOVERNMENT OF) 5% SNR BDS 07/03/2025 GBP1000                | <b>18,715</b> | -      |
| PIMCO SELECT FUNDS PLC UK INCOME BOND INSTL INC                             | <b>18,277</b> | 19,575 |
| TWENTYFOUR INVESTMENT FUNDS CORPORATE BOND I GBP DIS                        | <b>28,553</b> | 33,410 |
| BNY MELLON GBL DYNAMIC BOND INCOME F DIS                                    | <b>22,410</b> | 24,696 |
| JANUS HENDERSON FXD INT MNTHLY INCM JANUS HEND FXD INT MTHLY INC GQ GBP DIS | <b>20,305</b> | 23,933 |
| JUPITER STRATEGIC BOND X GBP DIS                                            | <b>21,323</b> | 24,150 |
| LIONTRUST SPECIAL SITUATIONS I GBP DIS                                      | <b>17,991</b> | 24,550 |
| MORGAN STANLEY BV 6Y WO UKX SX5E 7.20% AUTOCALL                             | <b>17,991</b> | 16,276 |
| JPMORGAN FUND ICVC JPM GLOBAL MACRO OPPORTUNITIES C NET DIS                 | <b>22,580</b> | 14,192 |
| JPMORGAN LIQUIDITY FUNDS GBP LIQUITY LUNAV E DIS                            | <b>22,700</b> | -      |
| UNITED KINGDOM (GOVERNMENT OF) 5% SNR BDS 07/03/2025 GBP1000                | <b>18,715</b> | -      |

If fixed asset investments had not been revalued they would have been included at the historic cost of £960,847.

**TELFORD AND WREKIN COUNCIL FOR VOLUNTARY SERVICE**

**NOTES TO THE FINANCIAL STATEMENTS - continued**  
**FOR THE YEAR ENDED 31 MARCH 2023**

|                                                         |                      |                |
|---------------------------------------------------------|----------------------|----------------|
| <b>16. DEBTORS: AMOUNTS FALLING DUE WITHIN ONE YEAR</b> | <b>31.3.23</b>       | 31.3.22        |
|                                                         | £                    | £              |
| Trade debtors                                           | <b>12,975</b>        | 105,137        |
| Other debtors                                           | -                    | 11,196         |
| Prepayments and accrued income                          | <b>26,837</b>        | <u>23,770</u>  |
|                                                         | <b><u>39,812</u></b> | <u>140,103</u> |

|                                                           |                       |                |
|-----------------------------------------------------------|-----------------------|----------------|
| <b>17. CREDITORS: AMOUNTS FALLING DUE WITHIN ONE YEAR</b> | <b>31.3.23</b>        | 31.3.22        |
|                                                           | £                     | £              |
| Trade creditors                                           | <b>7,816</b>          | 7,617          |
| Social security and other taxes                           | <b>6,989</b>          | 9,435          |
| VAT                                                       | <b>9,928</b>          | 14,100         |
| Other creditors                                           | <b>2,746</b>          | 1,240          |
| Accruals and deferred income                              | <b>76,234</b>         | <u>168,256</u> |
|                                                           | <b><u>103,713</u></b> | <u>200,648</u> |

Included within accruals and deferred income is £55,335 (2022: £160,774) in respect of deferred income. This all relates to grant income received in advance of the year end for services to be provided after the year end.

**18. LEASING AGREEMENTS**

Minimum lease payments under non-cancellable operating leases fall due as follows:

|                            |                       |                |
|----------------------------|-----------------------|----------------|
|                            | <b>31.3.23</b>        | 31.3.22        |
|                            | £                     | £              |
| Within one year            | <b>55,534</b>         | 35,907         |
| Between one and five years | <b>93,492</b>         | <u>98,368</u>  |
|                            | <b><u>149,026</u></b> | <u>134,275</u> |

**TELFORD AND WREKIN COUNCIL FOR VOLUNTARY SERVICE**

**NOTES TO THE FINANCIAL STATEMENTS - continued**  
**FOR THE YEAR ENDED 31 MARCH 2023**

**19. MOVEMENT IN FUNDS**

|                                      | At 1.4.22<br>£   | Net<br>movement<br>in funds<br>£ | Transfers<br>between<br>funds<br>£ | At<br>31.3.23<br>£ |
|--------------------------------------|------------------|----------------------------------|------------------------------------|--------------------|
| <b>Unrestricted funds</b>            |                  |                                  |                                    |                    |
| General Fund                         | 349,090          | (98,778)                         | (19,861)                           | 230,451            |
| Employment Reserve                   | 93,000           | -                                | 20,331                             | 113,331            |
|                                      | <u>442,090</u>   | <u>(98,778)</u>                  | <u>470</u>                         | <u>343,782</u>     |
| <b>Restricted funds</b>              |                  |                                  |                                    |                    |
| All Age Carers Service               | 263,940          | 32,412                           | 10,575                             | 306,927            |
| IASS Telford                         | 23,598           | (1,776)                          | -                                  | 21,822             |
| Young Carers                         | 75,100           | 16,712                           | (14,819)                           | 76,993             |
| Grassroots Endowment Income          | 29,567           | (17,899)                         | (4,462)                            | 7,206              |
| Adult Carers Reserve                 | 57,118           | (1,114)                          | -                                  | 56,004             |
| Better Care Fund                     | -                | (2,572)                          | 2,572                              | -                  |
| Building Better Opportunities        | -                | 1,293                            | (1,293)                            | -                  |
| Telford Autism Hub                   | 26,219           | 14,995                           | -                                  | 41,214             |
| Wellbeing Hubs Network               | 493              | -                                | -                                  | 493                |
| IASP                                 | 29,438           | -                                | -                                  | 29,438             |
| Community Cafe                       | 13,198           | 4,000                            | -                                  | 17,198             |
| Independent Living Centre            | -                | (1,672)                          | 1,672                              | -                  |
| Charities Together                   | -                | (823)                            | 823                                | -                  |
| Children and Young People Autism Hub | -                | 6,931                            | -                                  | 6,931              |
| Learning Disabilities Project        | -                | 16,735                           | -                                  | 16,735             |
|                                      | <u>518,671</u>   | <u>67,222</u>                    | <u>(4,932)</u>                     | <u>580,961</u>     |
| <b>Endowment funds</b>               |                  |                                  |                                    |                    |
| TDC Endowment Fund                   | 127,636          | (8,177)                          | -                                  | 119,459            |
| Grassroots Endowment Fund            | 128,883          | -                                | 4,462                              | 133,345            |
|                                      | <u>256,519</u>   | <u>(8,177)</u>                   | <u>4,462</u>                       | <u>252,804</u>     |
| <b>TOTAL FUNDS</b>                   | <u>1,217,280</u> | <u>(39,733)</u>                  | <u>-</u>                           | <u>1,177,547</u>   |

**TELFORD AND WREKIN COUNCIL FOR VOLUNTARY SERVICE**

**NOTES TO THE FINANCIAL STATEMENTS - continued**  
**FOR THE YEAR ENDED 31 MARCH 2023**

**19. MOVEMENT IN FUNDS - continued**

Net movement in funds, included in the above are as follows:

|                                      | Incoming<br>resources<br>£ | Resources<br>expended<br>£ | Gains and<br>losses<br>£ | Movement<br>in funds<br>£ |
|--------------------------------------|----------------------------|----------------------------|--------------------------|---------------------------|
| <b>Unrestricted funds</b>            |                            |                            |                          |                           |
| General Fund                         | 117,579                    | (174,983)                  | (41,374)                 | (98,778)                  |
| <b>Restricted funds</b>              |                            |                            |                          |                           |
| All Age Carers Service               | 275,029                    | (242,617)                  | -                        | 32,412                    |
| IASS Telford                         | 74,000                     | (75,776)                   | -                        | (1,776)                   |
| Young Carers                         | 107,147                    | (90,435)                   | -                        | 16,712                    |
| Grassroots Endowment Income          | 4,387                      | (12,102)                   | (10,184)                 | (17,899)                  |
| Adult Carers Reserve                 | 3,036                      | (4,150)                    | -                        | (1,114)                   |
| Better Care Fund                     | 25,279                     | (27,851)                   | -                        | (2,572)                   |
| Building Better Opportunities        | 36,726                     | (35,433)                   | -                        | 1,293                     |
| Telford Autism Hub                   | 97,289                     | (82,294)                   | -                        | 14,995                    |
| Community Cafe                       | 27,231                     | (23,231)                   | -                        | 4,000                     |
| Independent Living Centre            | 50,000                     | (51,672)                   | -                        | (1,672)                   |
| Charities Together                   | 18,750                     | (19,573)                   | -                        | (823)                     |
| Children and Young People Autism Hub | 96,726                     | (89,795)                   | -                        | 6,931                     |
| Learning Disabilities Project        | 96,830                     | (80,095)                   | -                        | 16,735                    |
|                                      | 912,430                    | (835,024)                  | (10,184)                 | 67,222                    |
| <b>Endowment funds</b>               |                            |                            |                          |                           |
| TDC Endowment Fund                   | 5,210                      | (1,293)                    | (12,094)                 | (8,177)                   |
| <b>TOTAL FUNDS</b>                   | <b><u>1,035,219</u></b>    | <b><u>(1,011,300)</u></b>  | <b><u>(63,652)</u></b>   | <b><u>(39,733)</u></b>    |

**TELFORD AND WREKIN COUNCIL FOR VOLUNTARY SERVICE**

**NOTES TO THE FINANCIAL STATEMENTS - continued**  
**FOR THE YEAR ENDED 31 MARCH 2023**

**19. MOVEMENT IN FUNDS - continued**

**Comparatives for movement in funds**

|                               | At 1.4.21<br>£          | Net<br>movement<br>in funds<br>£ | Transfers<br>between<br>funds<br>£ | At<br>31.3.22<br>£      |
|-------------------------------|-------------------------|----------------------------------|------------------------------------|-------------------------|
| <b>Unrestricted funds</b>     |                         |                                  |                                    |                         |
| General Fund                  | 199,220                 | 81,250                           | 68,620                             | 349,090                 |
| Employment Reserve            | <u>94,958</u>           | <u>-</u>                         | <u>(1,958)</u>                     | <u>93,000</u>           |
|                               | 294,178                 | 81,250                           | 66,662                             | 442,090                 |
| <b>Restricted funds</b>       |                         |                                  |                                    |                         |
| Glebe Refurbishment           | 72,470                  | (6,791)                          | (65,679)                           | -                       |
| All Age Carers Service        | 239,589                 | 4,746                            | 19,605                             | 263,940                 |
| IASS Telford                  | 22,773                  | (9,174)                          | 9,999                              | 23,598                  |
| Young Carers                  | 59,732                  | 39,807                           | (24,439)                           | 75,100                  |
| Grassroots Endowment Income   | 31,605                  | (2,038)                          | -                                  | 29,567                  |
| Adult Carers Reserve          | 57,084                  | 34                               | -                                  | 57,118                  |
| Better Care Fund              | -                       | (4,111)                          | 4,111                              | -                       |
| Building Better Opportunities | -                       | (1,131)                          | 1,131                              | -                       |
| Telford Autism Hub            | 17,704                  | 8,515                            | -                                  | 26,219                  |
| Wellbeing Hubs Network        | 493                     | -                                | -                                  | 493                     |
| IASP                          | 29,438                  | 9,999                            | (9,999)                            | 29,438                  |
| Community Cafe                | 7,685                   | 5,513                            | -                                  | 13,198                  |
| Independent Living Centre     | <u>-</u>                | <u>(723)</u>                     | <u>723</u>                         | <u>-</u>                |
|                               | 538,573                 | 44,646                           | (64,548)                           | 518,671                 |
| <b>Endowment funds</b>        |                         |                                  |                                    |                         |
| TDC Endowment Fund            | 132,170                 | (2,420)                          | (2,114)                            | 127,636                 |
| Grassroots Endowment Fund     | <u>133,345</u>          | <u>(4,462)</u>                   | <u>-</u>                           | <u>128,883</u>          |
|                               | <u>265,515</u>          | <u>(6,882)</u>                   | <u>(2,114)</u>                     | <u>256,519</u>          |
| <b>TOTAL FUNDS</b>            | <u><u>1,098,266</u></u> | <u><u>119,014</u></u>            | <u><u>-</u></u>                    | <u><u>1,217,280</u></u> |

**TELFORD AND WREKIN COUNCIL FOR VOLUNTARY SERVICE**

**NOTES TO THE FINANCIAL STATEMENTS - continued**  
**FOR THE YEAR ENDED 31 MARCH 2023**

**19. MOVEMENT IN FUNDS - continued**

Comparative net movement in funds, included in the above are as follows:

|                                      | Incoming<br>resources<br>£ | Resources<br>expended<br>£ | Gains and<br>losses<br>£ | Movement<br>in funds<br>£ |
|--------------------------------------|----------------------------|----------------------------|--------------------------|---------------------------|
| <b>Unrestricted funds</b>            |                            |                            |                          |                           |
| General Fund                         | 190,586                    | (95,914)                   | (13,422)                 | 81,250                    |
| <b>Restricted funds</b>              |                            |                            |                          |                           |
| Glebe Refurbishment                  | (3,000)                    | (3,791)                    | -                        | (6,791)                   |
| All Age Carers Service               | 271,258                    | (266,512)                  | -                        | 4,746                     |
| IASS Telford                         | 74,600                     | (83,774)                   | -                        | (9,174)                   |
| Young Carers                         | 127,445                    | (87,638)                   | -                        | 39,807                    |
| Grassroots Endowment Income          | 1,693                      | (427)                      | (3,304)                  | (2,038)                   |
| Adult Carers Reserve                 | 7,525                      | (7,491)                    | -                        | 34                        |
| Better Care Fund                     | 30,000                     | (34,111)                   | -                        | (4,111)                   |
| Building Better Opportunities        | 29,042                     | (30,173)                   | -                        | (1,131)                   |
| Telford Autism Hub                   | 98,688                     | (90,173)                   | -                        | 8,515                     |
| IASP                                 | 10,000                     | (1)                        | -                        | 9,999                     |
| Community Cafe                       | 26,685                     | (21,172)                   | -                        | 5,513                     |
| Youth Endowment Fund                 | 15,225                     | (15,225)                   | -                        | -                         |
| Independent Living Centre            | 45,834                     | (46,557)                   | -                        | (723)                     |
| Charities Together                   | 26,488                     | (26,488)                   | -                        | -                         |
| Children and Young People Autism Hub | <u>38,602</u>              | <u>(38,602)</u>            | -                        | -                         |
|                                      | 800,085                    | (752,135)                  | (3,304)                  | 44,646                    |
| <b>Endowment funds</b>               |                            |                            |                          |                           |
| TDC Endowment Fund                   | 2,010                      | (507)                      | (3,923)                  | (2,420)                   |
| Grassroots Endowment Fund            | -                          | (4,462)                    | -                        | (4,462)                   |
|                                      | <u>2,010</u>               | <u>(4,969)</u>             | <u>(3,923)</u>           | <u>(6,882)</u>            |
| <b>TOTAL FUNDS</b>                   | <u>992,681</u>             | <u>(853,018)</u>           | <u>(20,649)</u>          | <u>119,014</u>            |

**TELFORD AND WREKIN COUNCIL FOR VOLUNTARY SERVICE**

**NOTES TO THE FINANCIAL STATEMENTS - continued**  
**FOR THE YEAR ENDED 31 MARCH 2023**

**19. MOVEMENT IN FUNDS - continued**

A current year 12 months and prior year 12 months combined position is as follows:

|                                      | At 1.4.21<br>£          | Net<br>movement<br>in funds<br>£ | Transfers<br>between<br>funds<br>£ | At<br>31.3.23<br>£      |
|--------------------------------------|-------------------------|----------------------------------|------------------------------------|-------------------------|
| <b>Unrestricted funds</b>            |                         |                                  |                                    |                         |
| General Fund                         | 199,220                 | (17,528)                         | 48,759                             | 230,451                 |
| Employment Reserve                   | <u>94,958</u>           | <u>-</u>                         | <u>18,373</u>                      | <u>113,331</u>          |
|                                      | 294,178                 | (17,528)                         | 67,132                             | 343,782                 |
| <b>Restricted funds</b>              |                         |                                  |                                    |                         |
| Glebe Refurbishment                  | 72,470                  | (6,791)                          | (65,679)                           | -                       |
| All Age Carers Service               | 239,589                 | 37,158                           | 30,180                             | 306,927                 |
| IASS Telford                         | 22,773                  | (10,950)                         | 9,999                              | 21,822                  |
| Young Carers                         | 59,732                  | 56,519                           | (39,258)                           | 76,993                  |
| Grassroots Endowment Income          | 31,605                  | (19,937)                         | (4,462)                            | 7,206                   |
| Adult Carers Reserve                 | 57,084                  | (1,080)                          | -                                  | 56,004                  |
| Better Care Fund                     | -                       | (6,683)                          | 6,683                              | -                       |
| Building Better Opportunities        | -                       | 162                              | (162)                              | -                       |
| Telford Autism Hub                   | 17,704                  | 23,510                           | -                                  | 41,214                  |
| Wellbeing Hubs Network               | 493                     | -                                | -                                  | 493                     |
| IASP                                 | 29,438                  | 9,999                            | (9,999)                            | 29,438                  |
| Community Cafe                       | 7,685                   | 9,513                            | -                                  | 17,198                  |
| Independent Living Centre            | -                       | (2,395)                          | 2,395                              | -                       |
| Charities Together                   | -                       | (823)                            | 823                                | -                       |
| Children and Young People Autism Hub | -                       | 6,931                            | -                                  | 6,931                   |
| Learning Disabilities Project        | <u>-</u>                | <u>16,735</u>                    | <u>-</u>                           | <u>16,735</u>           |
|                                      | 538,573                 | 111,868                          | (69,480)                           | 580,961                 |
| <b>Endowment funds</b>               |                         |                                  |                                    |                         |
| TDC Endowment Fund                   | 132,170                 | (10,597)                         | (2,114)                            | 119,459                 |
| Grassroots Endowment Fund            | <u>133,345</u>          | <u>(4,462)</u>                   | <u>4,462</u>                       | <u>133,345</u>          |
|                                      | <u>265,515</u>          | <u>(15,059)</u>                  | <u>2,348</u>                       | <u>252,804</u>          |
| <b>TOTAL FUNDS</b>                   | <u><u>1,098,266</u></u> | <u><u>79,281</u></u>             | <u><u>-</u></u>                    | <u><u>1,177,547</u></u> |

**TELFORD AND WREKIN COUNCIL FOR VOLUNTARY SERVICE**

**NOTES TO THE FINANCIAL STATEMENTS - continued**  
**FOR THE YEAR ENDED 31 MARCH 2023**

**19. MOVEMENT IN FUNDS - continued**

A current year 12 months and prior year 12 months combined net movement in funds, included in the above are as follows:

|                                      | Incoming resources<br>£ | Resources expended<br>£ | Gains and losses<br>£ | Movement in funds<br>£ |
|--------------------------------------|-------------------------|-------------------------|-----------------------|------------------------|
| <b>Unrestricted funds</b>            |                         |                         |                       |                        |
| General Fund                         | 308,165                 | (270,897)               | (54,796)              | (17,528)               |
| <b>Restricted funds</b>              |                         |                         |                       |                        |
| Glebe Refurbishment                  | (3,000)                 | (3,791)                 | -                     | (6,791)                |
| All Age Carers Service               | 546,287                 | (509,129)               | -                     | 37,158                 |
| IASS Telford                         | 148,600                 | (159,550)               | -                     | (10,950)               |
| Young Carers                         | 234,592                 | (178,073)               | -                     | 56,519                 |
| Grassroots Endowment Income          | 6,080                   | (12,529)                | (13,488)              | (19,937)               |
| Adult Carers Reserve                 | 10,561                  | (11,641)                | -                     | (1,080)                |
| Better Care Fund                     | 55,279                  | (61,962)                | -                     | (6,683)                |
| Building Better Opportunities        | 65,768                  | (65,606)                | -                     | 162                    |
| Telford Autism Hub                   | 195,977                 | (172,467)               | -                     | 23,510                 |
| IASP                                 | 10,000                  | (1)                     | -                     | 9,999                  |
| Community Cafe                       | 53,916                  | (44,403)                | -                     | 9,513                  |
| Youth Endowment Fund                 | 15,225                  | (15,225)                | -                     | -                      |
| Independent Living Centre            | 95,834                  | (98,229)                | -                     | (2,395)                |
| Charities Together                   | 45,238                  | (46,061)                | -                     | (823)                  |
| Children and Young People Autism Hub | 135,328                 | (128,397)               | -                     | 6,931                  |
| Learning Disabilities Project        | 96,830                  | (80,095)                | -                     | 16,735                 |
|                                      | 1,712,515               | (1,587,159)             | (13,488)              | 111,868                |
| <b>Endowment funds</b>               |                         |                         |                       |                        |
| TDC Endowment Fund                   | 7,220                   | (1,800)                 | (16,017)              | (10,597)               |
| Grassroots Endowment Fund            | -                       | (4,462)                 | -                     | (4,462)                |
|                                      | 7,220                   | (6,262)                 | (16,017)              | (15,059)               |
| <b>TOTAL FUNDS</b>                   | <u>2,027,900</u>        | <u>(1,864,318)</u>      | <u>(84,301)</u>       | <u>79,281</u>          |

**Employment Reserve**

This represents a redundancy provision based upon a calculation of having to pay 3 months salary.

**Glebe Refurbishment**

This fund was created following the receipt of £100,000 from a local trust for the purpose of refurbishing and improving the Glebe Centre.

**All Age Carers Service**

Funded by Telford and Wrekin Council, the service provides information, advice and support to unpaid family carers. Service provision includes support groups, respite activities and individual support sessions.

**IASS Telford**

A county-wide project funded jointly by Telford and Wrekin Council and Shropshire Council. The service provides information, advice and support to parents and carers of children with special educational needs.

**Young Carers**

Funded by Telford and Wrekin Council, this project supports children and young people who are in an unpaid caring role. The service provides information, advice, support and respite activities to Young Carers living in Telford.

**19. MOVEMENT IN FUNDS - continued**

**Grassroots Endowment Income**

Income from the investment of the Grassroots Endowment fund. The income is to provide small grants to local charities and voluntary sector groups to facilitate their work with the local community.

**Adult Carers Reserve**

Funded by Telford and Wrekin Council, this project supports people who are in an unpaid caring role. The service provides information, advice, support and respite activities to Adult Carers living in Telford.

**Better Care Fund**

Income provided by Telford and Wrekin CCG to deliver a voluntary sector coordinators post. Working closely alongside GP surgeries, the post is based within the rapid response team supporting vulnerable adults to remain cared for out of hospital and in their community.

**Building Better Opportunities**

Jointly funded by the European Social Fund and the Big Lottery Fund to focus on tackling the root causes of poverty, promote social inclusion and drive local jobs and growth in Telford, the fund provides pre-employment support for disadvantaged people aged 19 and over who are not in work.

**Telford Autism Hub**

Funded by Telford and Wrekin CCG, the hub provides information, advice and guidance to people over the age of 16 years living with autism. The hub supports people to gain a diagnosis and to play an active part in their community. The hub provides access to appropriate housing, finance, education, volunteering and employment. The hub sub contracts to Autism West Midlands for expert person centred advice.

**Wellbeing Hubs Network**

A network of organisations providing peer support, wellbeing activities and information, advice and guidance for people living within their community.

**IASP**

Funding received from the National Children's Bureau to provide children and young people and their families with information, advice and guidance on special educational needs.

**Community Café**

A safe space providing meals to people needing support. A bespoke volunteer placement scheme supporting people to access workplace experience and to move into employment. The café provides information, advice and guidance within the community of Madeley.

**Youth Endowment**

The youth endowment funding is to attempt to put early intervention at the heart of efforts to tackle youth offending focussing on 10 to 14 year olds who are at risk of being drawn into crime and violence.

**Independent Living Centre**

A space provided to offer both preventative and responsive support to individuals to enable them and their families to live well and safe in their community. Individuals are able to receive support around daily living as the centre offers wide ranging information, advice and signposting to address the needs of residents.

**Charities Together**

Funded by NHS Charities together the programme supports people to remain well and independent at home and in their communities. The project is supporting people who; experience inequalities in health, prepare people of working age to be better prepared for older age and targets people with poor mental health that need support.

**Children and Young People Autism Hub**

Funded by NHS Shropshire Telford and Wrekin and Telford and Wrekin Council, the hub provides information, advice and guidance to children aged 5-18 and their families who have a diagnosis of autism. The hub provide family activities, workshops and person centred support to the whole family.

**TELFORD AND WREKIN COUNCIL FOR VOLUNTARY SERVICE**

**NOTES TO THE FINANCIAL STATEMENTS - continued**  
**FOR THE YEAR ENDED 31 MARCH 2023**

**19. MOVEMENT IN FUNDS - continued**

**Learning Disabilities Project Fund**

Funded by Telford and Wrekin Council, this project is specifically for adults with a learning disability. The project will provide information, advice and support in various areas including employment, health, volunteering, and social skills, giving clients the ability to achieve skills and approach new opportunities with more confidence.

**TDC Endowment Fund**

The endowment was created in 1991 with the receipt of £100,000 from Telford Development Corporation to replace grant funding received previously. Income from the investments made are credited to unrestricted funds to support the core running costs of CVS.

**Grassroots Endowment Fund**

An Endowment Fund was created through a combination of donations and match funding from central government between 2008 and 2010. Income generated from the investment of the Endowment Fund is to be used to provide grants to local voluntary and community organisations.

**Transfers between funds**

Transfers between funds represent the recharges of management time and room hire as detailed in the allocation and apportionment of costs accounting policy, along with the partial release of the employment reserve to cover redundancy costs paid in the year and the use of general funds to cover any deficits in restricted funds at the year end.

**20. EMPLOYEE BENEFIT OBLIGATIONS**

**Scheme: TPT Retirement Solutions - The Growth Plan**

The charity participates in the scheme, a multi-employer scheme which provides benefits to some 638 non-associated employers. The scheme is a defined benefit scheme in the UK. It is not possible for the charity to obtain sufficient information to enable it to account for the scheme as a defined benefit scheme. Therefore, it accounts for the scheme as a defined contribution scheme.

The scheme is subject to the funding legislation outlined in the Pensions Act 2004 which came into force on 30 December 2005. This, together with documents issued by the Pensions Regulator and Technical Actuarial Standards issued by the Financial Reporting Council, set out the framework for funding defined benefit occupational pension schemes in the UK.

The scheme is classified as a 'last-man standing arrangement'. Therefore, the charity is potentially liable for other participating employers' obligations if those employers are unable to meet their share of the scheme deficit following withdrawal from the scheme. Participating employers are legally required to meet their share of the scheme deficit on an annuity purchase basis on withdrawal from the scheme.

A full actuarial valuation for the scheme was carried out at 30 September 2020. This valuation showed assets of £800.3m, liabilities of £831.9m and a deficit of £31.6m. To eliminate this funding shortfall, the Trustee has asked the participating employers to pay additional contributions to the scheme as follows:

**Deficit contributions**

From 1 April 2022 to 31 January 2025: £3,312,000 per annum (payable monthly)

Unless a concession has been agreed with the Trustee the term to 31 January 2025 applies.

Note that the scheme's previous valuation was carried out with an effective date of 30 September 2017. This valuation showed assets of £794.9m, liabilities of £926.4m and a deficit of £131.5m. To eliminate this funding shortfall, the Trustee asked the participating employers to pay additional contributions to the scheme as follows:

**Deficit contributions**

From 1 April 2019 to 30 September 2025: £11,243,000 per annum (payable monthly and increasing by 3% each year on 1 April)

**TELFORD AND WREKIN COUNCIL FOR VOLUNTARY SERVICE**

**NOTES TO THE FINANCIAL STATEMENTS - continued**  
**FOR THE YEAR ENDED 31 MARCH 2023**

**20. EMPLOYEE BENEFIT OBLIGATIONS - continued**

The recovery plan contributions are allocated to each participating employer in line with estimated share of the Series 1 and Series 2 scheme liabilities.

Where the scheme is in deficit and where the charity has agreed to a deficit funding arrangement, the charity recognises a liability for this obligation. The amount recognised is the net present value of the deficit reduction contributions payable under the agreement that relates to the deficit. The present value is calculated using the discount rate detailed in these disclosures. The unwinding of the discount rate is recognised as a finance cost.

**PRESENT VALUES OF PROVISION**

|                            | 31.3.23 | 31.3.22 | 31.3.21 |
|----------------------------|---------|---------|---------|
|                            | (£s)    | (£s)    | (£s)    |
| Present value of provision | 5,293   | 8,303   | 43,500  |

**RECONCILIATION OF OPENING AND CLOSING PROVISIONS**

|                                                      | 31.3.23        | 31.3.22  |
|------------------------------------------------------|----------------|----------|
|                                                      | (£s)           | (£s)     |
| Provision at start of period                         | <b>8,303</b>   | 43,500   |
| Unwinding of the discount factor (interest expense)  | <b>156</b>     | 251      |
| Deficit contribution paid                            | <b>(3,025)</b> | (11,008) |
| Remeasurements - impact of any change in assumptions | <b>(141)</b>   | (191)    |
| Remeasurements - amendments to contribution schedule | -              | (24,249) |
| Provision at end of period                           | <b>5,293</b>   | 8,303    |

**INCOME AND EXPENDITURE IMPACT**

|                                                          | 31.3.23      | 31.3.22  |
|----------------------------------------------------------|--------------|----------|
|                                                          | (£s)         | (£s)     |
| Interest expense                                         | <b>156</b>   | 251      |
| Remeasurements - impact of any change in assumptions     | <b>(141)</b> | (191)    |
| Remeasurements - amendments to the contribution schedule | -            | (24,249) |

**ASSUMPTIONS**

|                  | 31.3.23     | 31.3.22     | 31.3.21     |
|------------------|-------------|-------------|-------------|
|                  | % per annum | % per annum | % per annum |
| Rate of discount | 5.52        | 2.35        | 0.66        |

The discount rates shown above are the equivalent single discount rates which, when used to discount the future recovery plan contributions due, would give the same results as using a full AA corporate bond yield curve to discount the same recovery plan contributions.

The following schedule details the deficit contributions agreed between the Association and the scheme at each year end period:

**DEFICIT CONTRIBUTIONS SCHEDULE**

| Year ending | 31.3.23 | 31.3.22 | 31.3.21 |
|-------------|---------|---------|---------|
|             | (£s)    | (£s)    | (£s)    |
| Year 1      | 3,025   | 3,025   | 11,008  |
| Year 2      | 2,521   | 3,025   | 11,338  |
| Year 3      | -       | 2,521   | 11,679  |
| Year 4      | -       | -       | 10,024  |

The charity must recognise a liability measured as the present value of the contributions payable that arise from the deficit recovery agreement and the resulting expense in the income and expenditure account i.e. the unwinding of the discount rate as a finance cost in the period in which it arises.

**TELFORD AND WREKIN COUNCIL FOR VOLUNTARY SERVICE**

**NOTES TO THE FINANCIAL STATEMENTS - continued**  
**FOR THE YEAR ENDED 31 MARCH 2023**

**20. EMPLOYEE BENEFIT OBLIGATIONS - continued**

It is these contributions that have been used to derive the charity's balance sheet liability.

**21. RELATED PARTY DISCLOSURES**

During the year, the trustees Mrs C E Roberts and Mrs J Smith were reimbursed expenses of £691 (2022: £513) and £234 (2022: £81) respectively. There were no balances owed to or from any related parties at 31 March 2023 or 31 March 2022.

**TELFORD AND WREKIN COUNCIL FOR VOLUNTARY SERVICE**

**DETAILED STATEMENT OF FINANCIAL ACTIVITIES FOR THE YEAR ENDED 31 MARCH 2023**

|                                       | 31.3.23<br>£     | 31.3.22<br>£   |
|---------------------------------------|------------------|----------------|
| <b>INCOME AND ENDOWMENTS</b>          |                  |                |
| <b>Contract income</b>                |                  |                |
| Contracts                             | 822,533          | 709,398        |
| Donations                             | 82,792           | 61,209         |
| Services                              | 12,409           | 15,177         |
| Grants                                | <u>61,504</u>    | <u>103,367</u> |
|                                       | <b>979,238</b>   | 889,151        |
| <b>Fundraising activities</b>         |                  |                |
| Fundraising events                    | 27,597           | 5,831          |
| <b>Investment income</b>              |                  |                |
| Deposit account interest              | 160              | 10             |
| Investment income                     | <u>27,424</u>    | <u>10,587</u>  |
|                                       | <b>27,584</b>    | 10,597         |
| <b>Other income</b>                   |                  |                |
| Gain on sale of tangible fixed assets | -                | 81,760         |
| Service charges received              | -                | 4,542          |
| Other incoming resources              | <u>800</u>       | <u>800</u>     |
|                                       | <b>800</b>       | <u>87,102</u>  |
| <b>Total incoming resources</b>       | <b>1,035,219</b> | 992,681        |
| <b>EXPENDITURE</b>                    |                  |                |
| <b>Investment management costs</b>    |                  |                |
| Portfolio management                  | 6,805            | 2,670          |
| <b>Charitable activities</b>          |                  |                |
| Wages                                 | 492,360          | 429,887        |
| Social security                       | 23,073           | 17,901         |
| Pensions                              | 7,199            | 5,689          |
| Hire of plant and machinery           | 1,528            | 1,679          |
| Insurance, rent, rates and power      | 117,945          | 109,711        |
| Telephone                             | 3,724            | 3,931          |
| Printing, postage & stationery        | 3,146            | 5,589          |
| Advertising                           | 2,112            | 321            |
| Sundries                              | 9,752            | 8,045          |
| Professional fees                     | 33,586           | 20,670         |
| Training                              | 5,625            | 7,354          |
| Service contracts                     | 8,417            | 10,670         |
| Subscriptions & membership            | 1,630            | 788            |
| Carried forward                       | <b>710,097</b>   | 622,235        |

This page does not form part of the statutory financial statements

**TELFORD AND WREKIN COUNCIL FOR VOLUNTARY SERVICE**

**DETAILED STATEMENT OF FINANCIAL ACTIVITIES FOR THE YEAR ENDED 31 MARCH 2023**

|                                                      | 31.3.23<br>£           | 31.3.22<br>£          |
|------------------------------------------------------|------------------------|-----------------------|
| <b>Charitable activities</b>                         |                        |                       |
| Brought forward                                      | 710,097                | 622,235               |
| DBS / payroll charges                                | 786                    | 993                   |
| IT & website                                         | 8,221                  | 22,581                |
| Recruitment                                          | 462                    | -                     |
| Activities                                           | 21,388                 | 24,992                |
| Expenses                                             | 4,499                  | 3,231                 |
| Room hire                                            | 443                    | -                     |
| Bank charges                                         | 244                    | -                     |
| Depreciation                                         | 1,494                  | 1,912                 |
| Grants paid                                          | <u>11,013</u>          | <u>4,462</u>          |
|                                                      | 758,647                | 680,406               |
| <b>Support costs</b>                                 |                        |                       |
| <b>Management</b>                                    |                        |                       |
| Wages                                                | 135,504                | 102,118               |
| Social security                                      | 9,435                  | 5,477                 |
| Pensions                                             | 8,317                  | 3,449                 |
| Other operating leases                               | 2,511                  | 2,582                 |
| Insurance, rent, rates & power                       | 45,003                 | 21,618                |
| Telephone                                            | 778                    | 1,933                 |
| Printing, postage & stationery                       | 1,125                  | 2,131                 |
| Sundries                                             | 3,593                  | 7,896                 |
| Professional fees                                    | 1,431                  | 1,544                 |
| IT & website                                         | 24,434                 | 25,378                |
| Subscriptions & membership                           | 155                    | 35                    |
| Service contracts                                    | -                      | 876                   |
| Depreciation                                         | 3,928                  | 11,424                |
| Amendments to contribution schedule                  | -                      | (24,249)              |
| Interest on pension scheme liabilities               | <u>156</u>             | <u>251</u>            |
|                                                      | 236,370                | 162,463               |
| <b>Finance</b>                                       |                        |                       |
| Bank charges                                         | 108                    | 132                   |
| <b>Governance costs</b>                              |                        |                       |
| Auditors' remuneration                               | <u>9,370</u>           | <u>7,347</u>          |
| Total resources expended                             | <u>1,011,300</u>       | <u>853,018</u>        |
| <b>Net income before gains and losses</b>            | 23,919                 | 139,663               |
| <b>Realised recognised gains and losses</b>          |                        |                       |
| Realised gains/(losses) on fixed asset investments   | (10,562)               | 3,762                 |
| Unrealised gains/(losses) on fixed asset investments | <u>(53,090)</u>        | <u>(24,411)</u>       |
| <b>Net (expenditure)/income</b>                      | <u><u>(39,733)</u></u> | <u><u>119,014</u></u> |

This page does not form part of the statutory financial statements

**TELFORD AND WREKIN COUNCIL FOR VOLUNTARY SERVICE**

England & Wales - Charity number 702589

---

# Accounts

---

REGISTERED COMPANY NUMBER: 02436644 (England and Wales)  
REGISTERED CHARITY NUMBER: 702589

REPORT OF THE TRUSTEES AND  
AUDITED FINANCIAL STATEMENTS FOR THE YEAR ENDED 31 MARCH 2022  
FOR  
TELFORD AND WREKIN COUNCIL FOR VOLUNTARY  
SERVICE

D.R.E. & Co. (Audit) Limited  
7 Lower Brook Street  
Oswestry  
Shropshire  
SY11 2HG

**TELFORD AND WREKIN COUNCIL FOR VOLUNTARY  
SERVICE**

**CONTENTS OF THE FINANCIAL STATEMENTS  
FOR THE YEAR ENDED 31 MARCH 2022**

|                                                   | <b>Page</b> |
|---------------------------------------------------|-------------|
| <b>Reference and Administrative Details</b>       | 1           |
| <b>Report of the Trustees</b>                     | 2 to 8      |
| <b>Report of the Independent Auditors</b>         | 9 to 12     |
| <b>Statement of Financial Activities</b>          | 13          |
| <b>Balance Sheet</b>                              | 14 to 15    |
| <b>Cash Flow Statement</b>                        | 16          |
| <b>Notes to the Cash Flow Statement</b>           | 17          |
| <b>Notes to the Financial Statements</b>          | 18 to 36    |
| <b>Detailed Statement of Financial Activities</b> | 37 to 38    |

**TELFORD AND WREKIN COUNCIL FOR VOLUNTARY  
SERVICE**

**REFERENCE AND ADMINISTRATIVE DETAILS  
FOR THE YEAR ENDED 31 MARCH 2022**

|                                      |                                                                                                                                            |
|--------------------------------------|--------------------------------------------------------------------------------------------------------------------------------------------|
| <b>TRUSTEES</b>                      | J C Francis<br>V Brissett<br>M J Frater<br>Mrs C E Roberts<br>R A C Roman<br>Cllr P Watling<br>J Smith<br>PM Masterman (appointed 17.2.22) |
| <b>REGISTERED OFFICE</b>             | Suites 12 & 15 Hazledine House<br>Central Square<br>Telford Centre<br>Telford<br>Shropshire<br>TF3 4JL                                     |
| <b>REGISTERED COMPANY<br/>NUMBER</b> | 02436644 (England and Wales)                                                                                                               |
| <b>REGISTERED CHARITY<br/>NUMBER</b> | 702589                                                                                                                                     |
| <b>AUDITORS</b>                      | D.R.E. & Co. (Audit) Limited<br>7 Lower Brook Street<br>Oswestry<br>Shropshire<br>SY11 2HG                                                 |



# Telford and Wrekin Council for Voluntary Service

## Report of the Trustees

Year ended 31 March 2022

The trustees, who are also directors of the charity for the purposes of the Companies Act 2006, present their report with the financial statements of the charity for the year ended 31 March 2022. The trustees have adopted the provisions of the Statement of Recommended Practice (SORP) 'Accounting and Reporting by Charities' effective 1 January 2015.

### **Structure, governance and management**

#### **a. Constitution**

The charity is registered as a charitable company limited by guarantee and was set up by a Memorandum of Association, which established the objects and powers of the charitable company, and is governed under its Articles of Association.

The principle object of the charity is:-

*To promote any charitable purposes for the benefit of the community in the Wrekin area by assisting the work of the statutory authorities and voluntary organisations engaged in advancing education, furthering health, relieving poverty, distress or sickness, or in pursuing any other charitable purpose. The Company may, at the discretion of the Executive, promote any charitable purpose which shall in addition to benefiting the Wrekin area also benefit any other area within the administrative County of Shropshire.*

#### **b. Method of appointment or election of Trustees**

The management of the charity is the responsibility of the Trustees who are elected, nominated or co-opted under the terms of the Memorandum and Article of Association. The charity Trustees are also Directors of the company.

#### **c. Policies adopted for the induction and training of Trustees**

Following interview new Trustees receive an induction which includes being given the NCVO publication, The Good Trustee Guide, Charity Commission guidance - CC3 'The Essential Trustee', the Memorandum & Articles of Association and Strategic Plan. In addition, new Trustees are invited to meet with managers and staff in order to develop an understanding of the work of the charity.

#### **d. Organisational structure and decision making**

The Executive Board consists of all of the Trustees and meets 4 times per year for ordinary Board meetings. Additional meetings are held as required. A chair and vice chair are appointed by the Trustees. All members of the Board give their time voluntarily and receive no benefits from the Charity. Any incidental expenses incurred in attending meetings are reimbursed if requested. In addition, there are two committees - Finance & Management and Human Resources - which meet 4 times a year respectively. Each committee operates under terms of reference with delegated powers from the Board, is chaired by a member of the Board and reports back to the Board. As required, and from time to time, additional Task and Finish groups are formed by the Trustees to progress specific pieces of work. As an example: a review of the Memorandum and Articles of Association. Day to day operational decisions are made by the Chief Executive Officer, who reports to Trustees at each Board meeting.

## **e. Risk management**

The Trustees have assessed the major risks to which the charity is exposed, in particular in relation to the operations and finances of the charity and are satisfied that systems and procedures are in place to mitigate exposure to major risks. Work is ongoing to review and document the risks and controls in place.

## **Objectives and activities**

### **a. Policies and objectives**

Our charity's mission is:

*To make a positive difference for the residents of Telford and Wrekin through:*

- ♦ *inspiration, leadership and support to help grow a Voluntary and Community Sector to which citizens can contribute and from which all benefit; and*
- ♦ *collaboration with local communities to deliver services to meet their needs and support vulnerable people in particular*

In setting objectives and planning for activities in support of the charity's objects and mission the Trustees have given consideration to public benefit guidance published by the Charity Commission.

### **b. Strategies for achieving objectives**

The charity strategic aims;

- ♦ To maximise positive impact for our beneficiaries through innovation and high quality service and support delivery
- ♦ To diversify our income sources and develop sustainable income streams over the medium term
- ♦ To develop TWCVS as a coherent, integrated organisation with a strong positive reputation amongst all our stakeholders

### **Activities for achieving objectives**

The charity continued to achieve its' current objectives during 2021-2022 through the provision of a range of services to local children and adults – including support for Adult Carers, Young Carers, Information, Advice and Support to parents/carers and children with special educational needs, and support for people with autism. The charity delivers a volunteer recruitment scheme on behalf of European Social Fund and Community Fund.

The charity sold their premises The Glebe Centre and moved all services to the High Street in Telford Centre. Working alongside Charity Partner Telford Centre the new premises will see changes to how people can access their 'front door' (A physical door, digital doors and front facing phone lines). Services are opening up as the team welcome members of the public to access the services in different ways. Throughout the COVID restrictions the team recognise the need for a physical daily presence in our communities.

Work on the charity branding, marketing and communication continues to prove effective and Telford and Wrekin CVS are reaching different sectors. Diversifying income with additional offers is showcasing how Telford and Wrekin CVS can deliver to meet gaps. Telford and Wrekin CVS now support children with autism and have a brand-new programme supporting people living with learning disabilities in the new year.

The charity has been working alongside Telford and Wrekin Council and partners across the voluntary and community sector growing their work on digital inclusion. Telford and Wrekin CVS have created a bank of tablets, laptops and i-Pads to support people to access digital platforms, information advice

and guidance remotely and are teaching people of all ages on how to use several digital platforms. Collaborating with support to buy hardware, kit and data will make a difference borough wide.

The charity has secured funding for a further 2 years to continue to collaborate with and support the Independent Living Centre. Cross referrals from and into the ILC continues to grow. The team are regularly onsite ensuring people coming through the additional 'front door' get information relevant and a whole family response.

The charity has continued to work alongside businesses and corporate partners benefiting from just under £20,000 in donations for the year. They commit all donations to making significant changes to people. The income is added value to other funding and enables extracurricular activity for increased wellbeing for the families.

The Executive Board, under the leadership of the Chair is diverse and innovative, providing challenge and ideas for the now and the future. Sustainability in a moving landscape is important as the charity settle following the turbulence of the pandemic.

### **Volunteers**

The charity actively supports volunteering and values the contributions made, particularly but not only in direct service provision to our service users.

The charity volunteer programme was awarded The Queens Award for Voluntary Service 2016.

## Project Overview

### All Age Carers: Adult Carers 16+

2020/2021 2021/2022

|                                               |      |      |
|-----------------------------------------------|------|------|
| Active Roll                                   | 3469 | 3575 |
| Wellbeing Checkpoint triage + Info and Advice | 793  | 441  |
| Attendance at activity group/workshop support | 109  | 139  |
| Intensive support                             | 90   | 16   |
| Referrals                                     | 346  | 150  |



Information, advice and support for adult carers, who look after a friend or family member who has physical or mental ill health or a disability.

### All Age Carers: Young Carers 5-17

2020/2021 2021/2022

|                                               |     |     |
|-----------------------------------------------|-----|-----|
| Active Roll                                   | 558 | 571 |
| Referrals                                     | 82  | 78  |
| 1-1 Support                                   | 628 | 283 |
| Assessments                                   | 78  | 56  |
| Attendance at activity group/workshop support | 467 | 374 |
| Safe and Well Calls                           | 603 | 206 |
| Wellbeing Packs delivered                     | 336 | 34  |



Information, advice and support for young carers 5-17, and their families who look after a family member who has physical or mental ill health or a disability.

### All Age Carers: Young Adult Carers 16-25

2020/2021 2021/2022

|                                       |     |     |
|---------------------------------------|-----|-----|
| Active Roll (16-17 years)             | 131 | 132 |
| Active Roll (18-25 years)             | 65  | 63  |
| Inbetweeners Group Attendance (16-17) | 74  | 21  |
| Inbetweeners Group Attendance (18-25) | 94  | 26  |



Information, advice and support across Adult and Young Carers projects for carers 16-25, specifically meeting the needs of this age group in the areas of leisure, education and employment.

### Telford and Wrekin SENDIASS

2020/2021 2021/2022

|                          |     |     |
|--------------------------|-----|-----|
| Referrals                | 229 | 358 |
| Triage Cases             | 140 | 243 |
| Email/phone support      | 315 | 410 |
| SEN Information Sessions | 62  | 59  |
| Training workshops       | 18  | 127 |
| Professional liaison     | 88  | 81  |
| Face to face support     | 21  | 12  |



Supporting parents, children and young people with a special educational need or disability in relation to their education, health and social care.

### Telford Autism Hub

2020/2021 2021/2022

|                               |             |      |
|-------------------------------|-------------|------|
| Referrals                     | 280         | 300  |
| Phone calls received          | 1845        | 1823 |
| Support Sessions              | 16          | 15   |
| Drop in sessions              | Virtual 100 | 106  |
| Monthly newsletters           | 300         | 325  |
| Webinars hosted               | 16          | 20   |
| Diagnostic pathways completed | 40          | 82   |



Enabling adult individuals to better understand their autistic Identity. Providing first point of contact for adult assessments, social opportunities, IAG, 1-1 support, Autism Champion training, Group activities.

### New Telford Children's Autism Hub

2021/2022

|                             |    |
|-----------------------------|----|
| Active roll                 | 98 |
| Referrals                   | 62 |
| Number of Workshops         | 7  |
| Attendance Wellbeing groups | 20 |



Launched in January 2022 supporting children and young people 0-18, and their families, who have a diagnosis of autism. Sharing positive experiences through a variety of support.

## Wellbeing Independence Partnership WIP Info and Advice Line

|                               | 2020/2021 | 2021/2022 |
|-------------------------------|-----------|-----------|
| Number of calls               | 4,577     | 4,326     |
| Calls Resolved                | 2,914     | 2,686     |
| Transferred to Family Connect | 1,663     | 1,633     |



In collaboration with AgeUK (Shropshire and

Telford and Wrekin) being First Point of Contact on all health and social care enquiries throughout the borough.

## Community Link Workers

People supported:  
 NHS Patients  
 Members of local community groups  
 Health care staff  
 Group Activity attendances

2021/2022

3  
 179  
 16  
 29



Supporting clients across projects to remain well and independent at home and in their communities – signposting to groups, activities and services and demonstrating aids/equipment

## A selection of virtual and face-to-face group activities

**Adult Carers:** Walks; Wellbeing Support Groups; Male Carers Groups; Wellbeing Wrekin and Surrounds' Sketching/Photography/Wildlife/Walks,

**Young Adult Carers:** 'Inbetweeners' Groups/Meals/Games Nights/Cinema; Army Enrichment Programme; NHS Health Champion programme; Pentabus Writing Course

**Young Carers:** Youth Club; Scouts Fun Day; Djemba Drumming Workshop; Creative Wellbeing Sessions; Healthy Eating Workshop; UK Youth Parliament

**SENDIASS:** Support Groups, Shout Out for SEND Groups; Creative Arts Sessions; Wellbeing Sessions; School Transition Event; 'Smash Life' Sessions; Steering Group Meetings

**Autism Hub:** Drop-In Support Groups; Hosted Support Webinars;

**Children's Autism Hub:** Coffee and Chat Sessions; Primary Age Family Sessions; DUGOUT Youth Group; Autism West Midlands Workshop

**Community Link Workers:** Tea and Tech Sessions; 'Creative Me Time' Workshops; Traditional Patchwork Session; Butterfly Card Session; Gentle Movement Sessions

**Wellbeing Cafe:** Providing 72 free Christmas Baps; Volunteer recruitment of adults with a learning disability – their training, support and help into employment.

## A selection of recent feedback across projects

*"Many thanks for your call and all your information. You have given me hope". (Adult Carers)*

*"Thank you for a lovely trip yesterday. It was lovely to have a break from the caring responsibility" (Young Carers)".* *he absolutely loved Youth Club - he keeps asking when he can go again" (Young Carers)*

*"Fantastic service and such lovely people" (SENDIASS)*

*"We think it's absolutely amazing what IASS do and the SOS Group is wonderful. It's been amazing to see my child be part of something and taken for who she is" (SENDIASS)*

*"It helps me having people to talk to, I feel less isolated" (SENDIASS SOS Group)"I'm learning new skills" (Wellbeing Cafe Volunteer)*

*"I've struggled with friendships since forever..... I've been so extremely lonely through life. Now for the first time in my life I'm gaining friends to talk to" (Adult Autism Hub)*

*"The best part of the session, for myself and my child was meeting other people" (Children's Autism Hub)*

*"Thank you for taking the time to listen to me and helping me in what direction to go" (Children's Autism Hub)"Remarkably professional, friendly and knowledgeable about the activities available" (WIP Line)*

*"Really impressed with the lady I spoke to. She was kind and understanding" (WIP Line)*

*"Best breakfast anywhere - everyone is so caring" (Wellbeing Cafe Customer)*

*"Massively helps with my mental health and overall wellbeing" (Wellbeing Cafe Volunteer)*

## WIP LINE external Customer Satisfaction Survey - achieved 'Outstanding'

### Investment policy and performance

The charity has two permanent endowment funds, one established by the former Telford Development Corporation (TDC), and the Grassroots endowment established through a government match funding programme.

In the year to 31 March 2022 the value of the TDC endowment fund fell by £4,534 (3.43%) to £127,636. Dividend income of £10,581 was received in the year and was expended on overhead costs. The value of the Grassroots endowment fund year to 31 March 2022 fell by £4,462 (3.35%) to £128,883.

### Financial review

#### a. Reserves policy

The charity's policy is to maintain a designated reserve (the Employment Reserve) at a level sufficient to meet three months projected staff costs. This reserve has been maintained at £93,000

## **b. Principal funding**

The principal sources of funding for the year to 31 March 2022 were as follows:

- ♦ Telford & Wrekin Council
- ♦ National Children's Bureau
- ♦ NHS Shropshire, Telford and Wrekin
- ♦ Building Better Opportunities/European Social Fund
- ♦ NHS Charities Together
- ♦ Youth Endowment Fund

## **c. Material investments policy**

The trustees have the power to deposit or invest funds in any manner (but to invest only after obtaining advice from a financial expert and having regard to the sustainability of the investments and the need for diversification). Income reserves and funds not currently required are invested in interest bearing bank and building society accounts. The trustees continue to appoint Brewin Dolphin to manage their investments. The portfolio was reviewed within the year.

## **Plans for the future**

The charity are discussing, planning and modelling their Strategy for the next few years. The work will include the full staff team, key stakeholders and wider partners and people who use their services.

Looking forward to the opportunities ahead of them over the next 12-15 months, they will:

- ♦ continue to meet targets within existing contracts,
- ♦ ensure learning from and take account of the voices of people who use our services,
- ♦ work with the NHS Shropshire, Telford and Wrekin and MPFT and Telford Council to support people with learning disabilities, autism and/or mental health,
- ♦ provide advice and support to carers facing the reality of financial challenges,
- ♦ support young people with different needs to gain confidence and skills which increase their resilience and employability
- ♦ focus specifically on continuing to increase the diversity of the workforce (paid and voluntary), including the Board of Trustees,
- ♦ develop and maintain relationships with organisations who they will collaborate with to ensure best outcomes for people, and
- ♦ support the newly formed Integrated Care System

## **Members at the AGM on 18 May 2022 approved the appointment of D.R.E. & Co. Chartered Accountants**

Approved by order of the board of trustees on 16 November 2022 and signed on its behalf by:



.....  
Mrs C E Roberts - Trustee

**REPORT OF THE INDEPENDENT AUDITORS TO THE TRUSTEES OF  
TELFORD AND WREKIN COUNCIL FOR VOLUNTARY  
SERVICE**

**Opinion**

We have audited the financial statements of Telford and Wrekin Council for Voluntary Service (the 'charitable company') for the year ended 31 March 2022 which comprise the Statement of Financial Activities, the Balance Sheet, the Cash Flow Statement and notes to the financial statements, including a summary of significant accounting policies. The financial reporting framework that has been applied in their preparation is applicable law and United Kingdom Accounting Standards (United Kingdom Generally Accepted Accounting Practice).

In our opinion the financial statements:

- give a true and fair view of the state of the charitable company's affairs as at 31 March 2022 and of its incoming resources and application of resources, including its income and expenditure, for the year then ended;
- have been properly prepared in accordance with United Kingdom Generally Accepted Accounting Practice; and
- have been prepared in accordance with the requirements of the Companies Act 2006.

**Basis for opinion**

We conducted our audit in accordance with International Standards on Auditing (UK) (ISAs (UK)) and applicable law. Our responsibilities under those standards are further described in the Auditors' responsibilities for the audit of the financial statements section of our report. We are independent of the charitable company in accordance with the ethical requirements that are relevant to our audit of the financial statements in the UK, including the FRC's Ethical Standard, and we have fulfilled our other ethical responsibilities in accordance with these requirements. We believe that the audit evidence we have obtained is sufficient and appropriate to provide a basis for our opinion.

**Conclusions relating to going concern**

In auditing the financial statements, we have concluded that the trustees' use of the going concern basis of accounting in the preparation of the financial statements is appropriate.

Based on the work we have performed, we have not identified any material uncertainties relating to events or conditions that, individually or collectively, may cast significant doubt on the charitable company's ability to continue as a going concern for a period of at least twelve months from when the financial statements are authorised for issue.

Our responsibilities and the responsibilities of the trustees with respect to going concern are described in the relevant sections of this report.

**Other information**

The trustees are responsible for the other information. The other information comprises the information included in the Annual Report, other than the financial statements and our Report of the Independent Auditors thereon.

Our opinion on the financial statements does not cover the other information and, except to the extent otherwise explicitly stated in our report, we do not express any form of assurance conclusion thereon.

In connection with our audit of the financial statements, our responsibility is to read the other information and, in doing so, consider whether the other information is materially inconsistent with the financial statements or our knowledge obtained in the audit or otherwise appears to be materially misstated. If we identify such material inconsistencies or apparent material misstatements, we are required to determine whether this gives rise to a material misstatement in the financial statements themselves. If, based on the work we have performed, we conclude that there is a material misstatement of this other information, we are required to report that fact. We have nothing to report in this regard.

**Matters on which we are required to report by exception**

We have nothing to report in respect of the following matters where the Charities (Accounts and Reports) Regulations 2008 requires us to report to you if, in our opinion:

- the information given in the Report of the Trustees is inconsistent in any material respect with the financial statements;
- or
- the charitable company has not kept adequate accounting records; or
- the financial statements are not in agreement with the accounting records and returns; or
- we have not received all the information and explanations we require for our audit.

**REPORT OF THE INDEPENDENT AUDITORS TO THE TRUSTEES OF  
TELFORD AND WREKIN COUNCIL FOR VOLUNTARY  
SERVICE**

**Responsibilities of trustees**

As explained more fully in the Statement of Trustees' Responsibilities, the trustees (who are also the directors of the charitable company for the purposes of company law) are responsible for the preparation of the financial statements and for being satisfied that they give a true and fair view, and for such internal control as the trustees determine is necessary to enable the preparation of financial statements that are free from material misstatement, whether due to fraud or error.

In preparing the financial statements, the trustees are responsible for assessing the charitable company's ability to continue as a going concern, disclosing, as applicable, matters related to going concern and using the going concern basis of accounting unless the trustees either intend to liquidate the charitable company or to cease operations, or have no realistic alternative but to do so.

**REPORT OF THE INDEPENDENT AUDITORS TO THE TRUSTEES OF  
TELFORD AND WREKIN COUNCIL FOR VOLUNTARY  
SERVICE**

**Our responsibilities for the audit of the financial statements**

We have been appointed as auditors under Section 144 of the Charities Act 2011 and report in accordance with the Act and relevant regulations made or having effect thereunder.

Our objectives are to obtain reasonable assurance about whether the financial statements as a whole are free from material misstatement, whether due to fraud or error, and to issue a Report of the Independent Auditors that includes our opinion. Reasonable assurance is a high level of assurance, but is not a guarantee that an audit conducted in accordance with ISAs (UK) will always detect a material misstatement when it exists. Misstatements can arise from fraud or error and are considered material if, individually or in the aggregate, they could reasonably be expected to influence the economic decisions of users taken on the basis of these financial statements.

The extent to which our procedures are capable of detecting irregularities, including fraud is detailed below:

Our approach to identifying and assessing the risks of material misstatement in respect of irregularities, including fraud and non-compliance with laws and regulations, was as follows:

- the engagement partner ensured that the engagement team collectively had the appropriate competence, capabilities and skills to identify or recognise non-compliance with applicable laws and regulations;
- we identified the laws and regulations applicable to the company through discussions with directors and other management, and from our commercial knowledge and experience of the care and support sector;
- we focused on specific laws and regulations which we considered may have a direct material effect on the financial statements or the operations of the company, including the Companies Act 2006, Charity SORP (FRS102), employment, environmental and health and safety legislation;
- we assessed the extent of compliance with the laws and regulations identified above through making enquiries of management; and
- identified laws and regulations were communicated within the audit team regularly and the team remained alert to instances of non-compliance throughout the audit.

We assessed the susceptibility of the company's financial statements to material misstatement, including obtaining an understanding of how fraud might occur, by:

- making enquiries of management as to their knowledge of actual, suspected and alleged fraud; and

To address the risk of fraud through management bias and override of controls, we:

- performed analytical procedures to identify any unusual or unexpected relationships;
- tested journal entries to identify unusual transactions;
- investigated the rationale behind significant or unusual transactions.

In response to the risk of irregularities and non-compliance with laws and regulations, we designed procedures which included, but were not limited to:

- agreeing financial statement disclosures to underlying supporting documentation;
- reading the minutes of meetings of those charged with governance;
- enquiring of management as to actual and potential litigation and claims;

There are inherent limitations in our audit procedures described above. The more removed that laws and regulations are from financial transactions, the less likely it is that we would become aware of non-compliance. Auditing standards also limit the audit procedures required to identify non-compliance with laws and regulations to enquiry of the directors and other management and the inspection of regulatory and legal correspondence, if any.

**REPORT OF THE INDEPENDENT AUDITORS TO THE TRUSTEES OF  
TELFORD AND WREKIN COUNCIL FOR VOLUNTARY  
SERVICE**

Material misstatements that arise due to fraud can be harder to detect than those that arise from error as they may involve deliberate concealment or collusion.

A further description of our responsibilities for the audit of the financial statements is located on the Financial Reporting Council's website at [www.frc.org.uk/auditorsresponsibilities](http://www.frc.org.uk/auditorsresponsibilities). This description forms part of our Report of the Independent Auditors.

**Use of our report**

This report is made solely to the charitable company's trustees, as a body, in accordance with Part 4 of the Charities (Accounts and Reports) Regulations 2008. Our audit work has been undertaken so that we might state to the charitable company's trustees those matters we are required to state to them in an auditors' report and for no other purpose. To the fullest extent permitted by law, we do not accept or assume responsibility to anyone other than the charitable company and the charitable company's trustees as a body, for our audit work, for this report, or for the opinions we have formed.

DCE+G

D.R.E. & Co. (Audit) Limited  
Eligible to act as an auditor in terms of Section 1212 of the Companies Act 2006  
7 Lower Brook Street  
Oswestry  
Shropshire  
SY11 2HG

16 November 2022

**TELFORD AND WREKIN COUNCIL FOR VOLUNTARY SERVICE**

**STATEMENT OF FINANCIAL ACTIVITIES FOR THE YEAR ENDED 31 MARCH 2022**

|                                    | Notes | Unrestricted funds<br>£ | Restricted funds<br>£ | Endowment funds<br>£ | 31.3.22<br>Total funds<br>£ | 31.3.21<br>Total funds<br>£ |
|------------------------------------|-------|-------------------------|-----------------------|----------------------|-----------------------------|-----------------------------|
| <b>INCOME AND ENDOWMENTS FROM</b>  |       |                         |                       |                      |                             |                             |
| Contract income                    | 2     | 92,145                  | 797,013               | -                    | 889,158                     | 754,096                     |
| Fundraising activities             | 3     | 1,452                   | 4,379                 | -                    | 5,831                       | 19,083                      |
| Investment income                  | 4     | 6,887                   | 1,693                 | 2,010                | 10,590                      | 8,979                       |
| Other income                       | 5     | 90,102                  | (3,000)               | -                    | 87,102                      | 47,652                      |
| <b>Total</b>                       |       | <b>190,586</b>          | <b>800,085</b>        | <b>2,010</b>         | <b>992,681</b>              | <b>829,810</b>              |
| <b>EXPENDITURE ON</b>              |       |                         |                       |                      |                             |                             |
| Raising funds                      | 6     | 1,736                   | 427                   | 507                  | 2,670                       | 2,987                       |
| <b>Charitable activities</b>       |       |                         |                       |                      |                             |                             |
| Voluntary services                 | 7     | 94,184                  | 751,702               | 4,462                | 850,348                     | 770,077                     |
| <b>Total</b>                       |       | <b>95,920</b>           | <b>752,129</b>        | <b>4,969</b>         | <b>853,018</b>              | <b>773,064</b>              |
| Net gains/(losses) on investments  |       | (13,422)                | (3,304)               | (3,923)              | (20,649)                    | 58,157                      |
| <b>NET INCOME/(EXPENDITURE)</b>    |       | <b>81,244</b>           | <b>44,652</b>         | <b>(6,882)</b>       | <b>119,014</b>              | <b>114,903</b>              |
| Transfers between funds            | 19    | 66,662                  | (64,548)              | (2,114)              | -                           | -                           |
| Net movement in funds              |       | 147,906                 | (19,896)              | (8,996)              | 119,014                     | 114,903                     |
| <b>RECONCILIATION OF FUNDS</b>     |       |                         |                       |                      |                             |                             |
| Total funds brought forward        |       | 294,178                 | 538,573               | 265,515              | 1,098,266                   | 983,363                     |
| <b>TOTAL FUNDS CARRIED FORWARD</b> |       | <b>442,084</b>          | <b>518,677</b>        | <b>256,519</b>       | <b>1,217,280</b>            | <b>1,098,266</b>            |

The notes form part of these financial statements

**TELFORD AND WREKIN COUNCIL FOR VOLUNTARY SERVICE**

**BALANCE SHEET**  
**31 MARCH 2022**

|                                              | Notes | Unrestricted funds<br>£ | Restricted funds<br>£ | Endowment funds<br>£ | 31.3.22<br>Total funds<br>£ | 31.3.21<br>Total funds<br>£ |
|----------------------------------------------|-------|-------------------------|-----------------------|----------------------|-----------------------------|-----------------------------|
| <b>FIXED ASSETS</b>                          |       |                         |                       |                      |                             |                             |
| Tangible assets                              | 14    | 24,193                  | -                     | -                    | 24,193                      | 636,326                     |
| Investments                                  | 15    | <u>623,608</u>          | <u>153,504</u>        | <u>182,286</u>       | <u>959,398</u>              | <u>342,872</u>              |
|                                              |       | 647,801                 | 153,504               | 182,286              | 983,591                     | 979,198                     |
| <b>CURRENT ASSETS</b>                        |       |                         |                       |                      |                             |                             |
| Debtors                                      | 16    | 140,103                 | -                     | -                    | 140,103                     | 140,914                     |
| Cash at bank and in hand                     |       | <u>(136,863)</u>        | <u>365,167</u>        | <u>74,233</u>        | <u>302,537</u>              | <u>156,913</u>              |
|                                              |       | 3,240                   | 365,167               | 74,233               | 442,640                     | 297,827                     |
| <b>CREDITORS</b>                             |       |                         |                       |                      |                             |                             |
| Amounts falling due within one year          | 17    | <u>(200,648)</u>        | -                     | -                    | <u>(200,648)</u>            | <u>(135,259)</u>            |
| <b>NET CURRENT ASSETS</b>                    |       | <u>(197,408)</u>        | <u>365,167</u>        | <u>74,233</u>        | <u>241,992</u>              | <u>162,568</u>              |
| <b>TOTAL ASSETS LESS CURRENT LIABILITIES</b> |       | 450,393                 | 518,671               | 256,519              | 1,225,583                   | 1,141,766                   |
| <b>PENSION LIABILITY</b>                     | 20    | <u>(8,303)</u>          | -                     | -                    | <u>(8,303)</u>              | <u>(43,500)</u>             |
| <b>NET ASSETS</b>                            |       | <u>442,090</u>          | <u>518,671</u>        | <u>256,519</u>       | <u>1,217,280</u>            | <u>1,098,266</u>            |
| <b>FUNDS</b>                                 |       |                         |                       |                      |                             |                             |
| Unrestricted funds                           | 19    |                         |                       |                      | 442,090                     | 294,178                     |
| Restricted funds                             |       |                         |                       |                      | 518,671                     | 538,573                     |
| Endowment funds                              |       |                         |                       |                      | <u>256,519</u>              | <u>265,515</u>              |
| <b>TOTAL FUNDS</b>                           |       |                         |                       |                      | <u>1,217,280</u>            | <u>1,098,266</u>            |

The charitable company is entitled to exemption from audit under Section 477 of the Companies Act 2006 for the year ended 31 March 2022.

The members have not deposited notice, pursuant to Section 476 of the Companies Act 2006 requiring an audit of these financial statements.

The trustees acknowledge their responsibilities for

- ensuring that the charitable company keeps accounting records that comply with Sections 386 and 387 of the Companies Act 2006 and
- preparing financial statements which give a true and fair view of the state of affairs of the charitable company as at the end of each financial year and of its surplus or deficit for each financial year in accordance with the requirements of Sections 394 and 395 and which otherwise comply with the requirements of the Companies Act 2006 relating to financial statements, so far as applicable to the charitable company.

These financial statements have been audited under the requirements of Section 145 of the Charities Act 2011.

The notes form part of these financial statements

**TELFORD AND WREKIN COUNCIL FOR VOLUNTARY SERVICE**

**BALANCE SHEET - continued**  
**31 MARCH 2022**

These financial statements have been prepared in accordance with the provisions applicable to charitable companies subject to the small companies regime.

The financial statements were approved by the Board of Trustees and authorised for issue on 16 November 2022 and were signed on its behalf by:

  
.....  
Mrs C E Roberts - Trustee

**TELFORD AND WREKIN COUNCIL FOR VOLUNTARY SERVICE**

**CASH FLOW STATEMENT**  
**FOR THE YEAR ENDED 31 MARCH 2022**

|                                                                           | Notes | 31.3.22<br>£   | 31.3.21<br>£    |
|---------------------------------------------------------------------------|-------|----------------|-----------------|
| <b>Cash flows from operating activities</b>                               |       |                |                 |
| Cash generated from operations                                            | 1     | <u>90,148</u>  | <u>(29,666)</u> |
| Net cash provided by/(used in) operating activities                       |       | <u>90,148</u>  | <u>(29,666)</u> |
| <b>Cash flows from investing activities</b>                               |       |                |                 |
| Purchase of tangible fixed assets                                         |       | (8,668)        | -               |
| Purchase of fixed asset investments                                       |       | (706,293)      | (31,085)        |
| Sale of tangible fixed assets                                             |       | 689,225        | -               |
| Sale of fixed asset investments                                           |       | 69,119         | 38,640          |
| Interest received                                                         |       | <u>10,590</u>  | <u>8,979</u>    |
| Net cash provided by investing activities                                 |       | <u>53,973</u>  | <u>16,534</u>   |
| <b>Cash flows from financing activities</b>                               |       |                |                 |
| Income attributable to endowment                                          |       | 2,010          | 4,890           |
| Expenditure attributable to endowment                                     |       | <u>(507)</u>   | <u>(1,609)</u>  |
| Net cash provided by financing activities                                 |       | <u>1,503</u>   | <u>3,281</u>    |
| <b>Change in cash and cash equivalents in the reporting period</b>        |       |                |                 |
|                                                                           |       | 145,624        | (9,851)         |
| <b>Cash and cash equivalents at the beginning of the reporting period</b> |       | <u>156,913</u> | <u>166,764</u>  |
| <b>Cash and cash equivalents at the end of the reporting period</b>       |       | <u>302,537</u> | <u>156,913</u>  |

The notes form part of these financial statements

**TELFORD AND WREKIN COUNCIL FOR VOLUNTARY SERVICE**

**NOTES TO THE CASH FLOW STATEMENT FOR THE YEAR ENDED 31 MARCH 2022**

**1. RECONCILIATION OF NET INCOME TO NET CASH FLOW FROM OPERATING ACTIVITIES**

|                                                                                           | 31.3.22<br>£         | 31.3.21<br>£           |
|-------------------------------------------------------------------------------------------|----------------------|------------------------|
| <b>Net income for the reporting period (as per the Statement of Financial Activities)</b> | <b>119,014</b>       | <b>114,903</b>         |
| <b>Adjustments for:</b>                                                                   |                      |                        |
| Depreciation charges                                                                      | 13,336               | 16,919                 |
| Losses/(gain) on investments                                                              | 20,649               | (58,157)               |
| (Profit)/loss on disposal of fixed assets                                                 | (81,760)             | 754                    |
| Interest received                                                                         | (10,590)             | (8,979)                |
| Income attributable to endowment                                                          | (2,010)              | (4,890)                |
| Expenditure attributable to endowment                                                     | 507                  | 1,609                  |
| Movement in pension liability                                                             | (35,197)             | (8,042)                |
| Decrease/(increase) in debtors                                                            | 811                  | (104,488)              |
| Increase in creditors                                                                     | <u>65,388</u>        | <u>20,705</u>          |
| <b>Net cash provided by/(used in) operations</b>                                          | <b><u>90,148</u></b> | <b><u>(29,666)</u></b> |

**2. ANALYSIS OF CHANGES IN NET FUNDS**

|                          | At 1.4.21<br>£        | Cash flow<br>£        | At 31.3.22<br>£       |
|--------------------------|-----------------------|-----------------------|-----------------------|
| <b>Net cash</b>          |                       |                       |                       |
| Cash at bank and in hand | <u>156,913</u>        | <u>145,624</u>        | <u>302,537</u>        |
|                          | <u>156,913</u>        | <u>145,624</u>        | <u>302,537</u>        |
| <b>Total</b>             | <b><u>156,913</u></b> | <b><u>145,624</u></b> | <b><u>302,537</u></b> |

**TELFORD AND WREKIN COUNCIL FOR VOLUNTARY SERVICE**

**NOTES TO THE FINANCIAL STATEMENTS FOR THE YEAR ENDED 31 MARCH 2022**

**1. ACCOUNTING POLICIES**

**Basis of preparing the financial statements**

The financial statements of the charitable company, which is a public benefit entity under FRS 102, have been prepared in accordance with the Charities SORP (FRS 102) 'Accounting and Reporting by Charities: Statement of Recommended Practice applicable to charities preparing their accounts in accordance with the Financial Reporting Standard applicable in the UK and Republic of Ireland (FRS 102) (effective 1 January 2019)', Financial Reporting Standard 102 'The Financial Reporting Standard applicable in the UK and Republic of Ireland' and the Companies Act 2006. The financial statements have been prepared under the historical cost convention with the exception of investments which are included at market value.

The financial statements are for the individual entity only.

The financial statements are presented in Sterling (£), rounded to the nearest £1.

**Company status**

The charity is a company limited by guarantee. The members of the company are the Trustees named on page 1. In the event of the charity being wound up, the liability in respect of the guarantee is limited to £1 per member of the charity.

**Income**

All income is recognised in the Statement of Financial Activities once the charity has entitlement to the funds, it is probable that the income will be received and the amount can be measured reliably.

Income from government and other grants, whether 'capital' grants or 'revenue' grants is recognised when the charity has entitlement to the funds, and performance conditions attached to the grants have been met, it is probable that the income will be received and the amount can be measured reliably.

**Expenditure**

Liabilities are recognised as expenditure as soon as there is a legal or constructive obligation committing the charity to that expenditure, it is probable that a transfer of economic benefits will be required in settlement and the amount of the obligation can be measured reliably. Expenditure is accounted for on an accruals basis and has been classified under headings that aggregate all cost related to the category. Where costs cannot be directly attributed to particular headings they have been allocated to activities on a basis consistent with the use of resources.

Grants payable are charged in the year when the offer is made except in those where the offer is conditional, such grants being recognised as expenditure when the conditions attaching are fulfilled. Grants offered subject to conditions which have not been met at the year end are noted as a commitment, but not accrued as expenditure.

**Allocation and apportionment of costs**

Invoiced costs and staff time are directly allocated to the fund to which they relate.

Management time is recharged on a pro rata basis based on the levels of staff costs attributed to each fund.

Room hire and the use of facilities at the Glebe Centre are recharged to funds on the same basis as they are charged to external users of the facilities.

**Fixed assets**

Tangible assets are stated at cost (or deemed cost) less accumulated depreciation and accumulated impairment losses. Cost includes the original purchase price, costs directly attributable to bringing the asset to its working condition for its intended use, dismantling and restoration costs and borrowing costs capitalised.

Depreciation is provided at the following annual rates in order to write off each asset over its estimated useful life or, if held under a finance lease, over the lease term, whichever is shorter:

|                   |                    |
|-------------------|--------------------|
| Freehold land     | - not provided     |
| Freehold property | - 2% straight line |

**TELFORD AND WREKIN COUNCIL FOR VOLUNTARY SERVICE**

**NOTES TO THE FINANCIAL STATEMENTS - continued**  
**FOR THE YEAR ENDED 31 MARCH 2022**

**1. ACCOUNTING POLICIES - continued**

**Fixed assets**

Office equipment - 10%, 12.5% and 33% straight line

**Investments**

Investments are stated at market value at the balance sheet date. The Statement of Financial Activities includes the net gains and losses arising on revaluations and disposals throughout the year.

**Taxation**

The charity is exempt from corporation tax on its charitable activities.

**Fund accounting**

General funds are unrestricted funds which are available for use at the discretion of the trustees in furtherance of the general objectives of the charity and which have not been designated for other purposes.

Designated funds comprise unrestricted funds that have been set aside by the trustees for particular purposes. The aim and use of each designated fund is set out in the notes to the financial statements.

Restricted funds are funds which are to be used in accordance with specific restrictions imposed by donors or which have been raised by the charity for particular purposes. The costs of raising and administering such funds are charged against the specific fund. The aim and use of each restricted fund is set out in the notes to the financial statements.

Investment income, gains and losses are allocated to the appropriate fund.

**Operating leases**

Rentals paid under operating leases are charged to the Statement of Financial Activities on a straight line basis over the period of the lease.

**Pensions**

The charity operates a defined benefits pension scheme. The scheme is a multi-employer scheme where it is not possible, in the normal course of events, to identify on a consistent and reasonable basis, the share of underlying assets and liabilities belonging to individual participating employers. Therefore, as required by paragraph 28.11 of FRS 102, the charity accounts for this scheme as if it was a defined contribution scheme. The amount charged to the Statement of Financial Activities represents contributions payable to the scheme in respect of the accounting period.

**Financial instruments**

The charity has chosen to adopt Sections 11 and 12 of FRS 102 in respect of financial instruments.

**(i) Financial assets**

Basic financial assets, including trade and other debtors and cash and bank balances, are initially recognised at transaction price, unless the arrangement constitutes a financing transaction, where the transaction is measured at the present value of the future receipts discounted at a market rate of interest.

Such assets are subsequently carried at amortised cost using the effective interest method.

At the end of each reporting period financial assets measured at amortised cost are assessed for objective evidence of impairment. If an asset is impaired the impairment loss is the difference between the carrying amount and the present value of the estimated cash flows discounted at the asset's original effective interest rate. The impairment loss is recognised in profit or loss.

If there is a decrease in the impairment loss arising from an event occurring after the impairment was recognised, the impairment is reversed. The reversal is such that the current carrying amount does not exceed what the carrying amount would have been had the impairment not previously been recognised. The impairment reversal is recognised in profit or loss.

**TELFORD AND WREKIN COUNCIL FOR VOLUNTARY SERVICE**

**NOTES TO THE FINANCIAL STATEMENTS - continued**  
**FOR THE YEAR ENDED 31 MARCH 2022**

**1. ACCOUNTING POLICIES - continued**

**Financial instruments**

Financial assets are derecognised when (a) the contractual rights to the cash flows from the asset expire or are settled, or (b) substantially all the risks and rewards of the ownership of the asset are transferred to another party, or (c) despite having retained some significant risks and rewards of ownership, control of the asset has been transferred to another party who has the practical ability to unilaterally sell the asset to an unrelated third party without imposing additional restrictions.

**(ii) Financial liabilities**

Basic financial liabilities, including trade and other creditors, are initially recognised at transaction price, unless the arrangement constitutes a financing transaction, where the debt instrument is measured at the present value of the future receipts discounted at a market rate of interest.

Debt instruments are subsequently carried at amortised cost, using the effective interest rate method. Fees paid on the establishment of loan facilities are recognised as transaction costs of the loan to the extent that it is probable that some or all of the facility will be drawn down. In this case, the fee is deferred until the draw-down occurs. To the extent there is no evidence that it is probable that some or all of the facility will be drawn down, the fee is capitalised as a pre-payment for liquidity services and amortised over the period of the facility to which it relates.

Trade payables are obligations to pay for goods or services that have been acquired in the ordinary course of business from suppliers. Accounts payable are classified as current liabilities if payment is due within one year or less. If not, they are presented as non-current liabilities. Trade payables are recognised initially at transaction price and subsequently measured at amortised cost using the effective interest method.

Financial liabilities are derecognised when the liability is extinguished, that is when the contractual obligation is discharged, cancelled or expires.

**TELFORD AND WREKIN COUNCIL FOR VOLUNTARY SERVICE**

**NOTES TO THE FINANCIAL STATEMENTS - continued**  
**FOR THE YEAR ENDED 31 MARCH 2022**

|                                       |                       |                       |
|---------------------------------------|-----------------------|-----------------------|
| <b>2. CONTRACT INCOME</b>             | <b>31.3.22</b>        | <b>31.3.21</b>        |
|                                       | £                     | £                     |
| Contracts                             | <b>709,405</b>        | 691,107               |
| Donations                             | <b>61,209</b>         | -                     |
| Services                              | <b>15,177</b>         | 2,128                 |
| Grants                                | <b>103,367</b>        | 60,861                |
|                                       | <b><u>889,158</u></b> | <b><u>754,096</u></b> |
| <br>                                  |                       |                       |
| <b>3. FUNDRAISING ACTIVITIES</b>      | <b>31.3.22</b>        | <b>31.3.21</b>        |
|                                       | £                     | £                     |
| Fundraising events                    | <b><u>5,831</u></b>   | <b><u>19,083</u></b>  |
| <br>                                  |                       |                       |
| <b>4. INVESTMENT INCOME</b>           | <b>31.3.22</b>        | <b>31.3.21</b>        |
|                                       | £                     | £                     |
| Deposit account interest              | <b>10</b>             | 135                   |
| Investment income                     | <b><u>10,580</u></b>  | <b><u>8,844</u></b>   |
|                                       | <b><u>10,590</u></b>  | <b><u>8,979</u></b>   |
| <br>                                  |                       |                       |
| <b>5. OTHER INCOME</b>                | <b>31.3.22</b>        | <b>31.3.21</b>        |
|                                       | £                     | £                     |
| Gain on sale of tangible fixed assets | <b>81,760</b>         | -                     |
| Service charges received              | <b>4,542</b>          | 47,252                |
| Other incoming resources              | <b>800</b>            | 400                   |
|                                       | <b><u>87,102</u></b>  | <b><u>47,652</u></b>  |
| <br>                                  |                       |                       |
| <b>6. RAISING FUNDS</b>               |                       |                       |
| <b>Other trading activities</b>       | <b>31.3.22</b>        | <b>31.3.21</b>        |
|                                       | £                     | £                     |
| Bad debts                             | <b><u>-</u></b>       | <b><u>77</u></b>      |

**TELFORD AND WREKIN COUNCIL FOR VOLUNTARY SERVICE**

**NOTES TO THE FINANCIAL STATEMENTS - continued**  
**FOR THE YEAR ENDED 31 MARCH 2022**

**6. RAISING FUNDS - continued**

**Investment management costs**

|                      |                     |                     |
|----------------------|---------------------|---------------------|
|                      | <b>31.3.22</b>      | <b>31.3.21</b>      |
|                      | <b>£</b>            | <b>£</b>            |
| Portfolio management | <u><b>2,670</b></u> | <u><b>2,910</b></u> |
| Aggregate amounts    | <u><b>2,670</b></u> | <u><b>2,987</b></u> |

**7. CHARITABLE ACTIVITIES COSTS**

|                    |                       |                                                           |                                       |                       |
|--------------------|-----------------------|-----------------------------------------------------------|---------------------------------------|-----------------------|
|                    | Direct<br>Costs<br>£  | Grant<br>funding of<br>activities<br>(see note<br>8)<br>£ | Support<br>costs (see<br>note 9)<br>£ | Totals<br>£           |
| Voluntary services | <u><b>675,944</b></u> | <u><b>4,462</b></u>                                       | <u><b>169,942</b></u>                 | <u><b>850,348</b></u> |

**8. GRANTS PAYABLE**

|                    |                     |                 |
|--------------------|---------------------|-----------------|
|                    | <b>31.3.22</b>      | <b>31.3.21</b>  |
|                    | <b>£</b>            | <b>£</b>        |
| Voluntary services | <u><b>4,462</b></u> | <u><b>-</b></u> |

**9. SUPPORT COSTS**

|                    |                       |                   |                          |                       |
|--------------------|-----------------------|-------------------|--------------------------|-----------------------|
|                    | Management<br>£       | Finance<br>£      | Governance<br>costs<br>£ | Totals<br>£           |
| Voluntary services | <u><b>162,463</b></u> | <u><b>132</b></u> | <u><b>7,347</b></u>      | <u><b>169,942</b></u> |

**10. NET INCOME/(EXPENDITURE)**

Net income/(expenditure) is stated after charging/(crediting):

|                                               |                        |                   |
|-----------------------------------------------|------------------------|-------------------|
|                                               | <b>31.3.22</b>         | <b>31.3.21</b>    |
|                                               | <b>£</b>               | <b>£</b>          |
| Auditors' remuneration                        | <b>7,347</b>           | <b>6,636</b>      |
| Depreciation - owned assets                   | <b>13,336</b>          | <b>16,919</b>     |
| Hire of plant and machinery                   | <b>1,679</b>           | <b>2,984</b>      |
| Other operating leases                        | <b>2,582</b>           | <b>166</b>        |
| (Surplus)/deficit on disposal of fixed assets | <u><b>(81,760)</b></u> | <u><b>754</b></u> |

**TELFORD AND WREKIN COUNCIL FOR VOLUNTARY SERVICE**

**NOTES TO THE FINANCIAL STATEMENTS - continued**  
**FOR THE YEAR ENDED 31 MARCH 2022**

**11. TRUSTEES' REMUNERATION AND BENEFITS**

There were no trustees' remuneration or other benefits for the year ended 31 March 2022 nor for the year ended 31 March 2021.

**12. STAFF COSTS**

|                       | <b>31.3.22</b>        | 31.3.21               |
|-----------------------|-----------------------|-----------------------|
|                       | £                     | £                     |
| Wages and salaries    | <b>532,005</b>        | 535,985               |
| Social security costs | <b>23,378</b>         | 23,477                |
| Other pension costs   | <b>9,138</b>          | 10,900                |
|                       | <b><u>564,521</u></b> | <b><u>570,362</u></b> |

The average monthly number of employees during the year was as follows:

|                  | <b>31.3.22</b>   | 31.3.21          |
|------------------|------------------|------------------|
| Administrative   | <b>5</b>         | 5                |
| Service delivery | <b>23</b>        | 24               |
|                  | <b><u>28</u></b> | <b><u>29</u></b> |

The average number of full-time equivalent employees (including casual and part-time staff) during the year was 17.68 (2021: 17.39).

No employee received emoluments in excess of £60,000.

Total key management personnel remuneration was £181,472 (2021: £127,389).

**13. COMPARATIVES FOR THE STATEMENT OF FINANCIAL ACTIVITIES**

|                                   | Unrestricted<br>funds<br>£ | Restricted<br>funds<br>£ | Endowment<br>funds<br>£ | Total<br>funds<br>£   |
|-----------------------------------|----------------------------|--------------------------|-------------------------|-----------------------|
| <b>INCOME AND ENDOWMENTS FROM</b> |                            |                          |                         |                       |
| Contract income                   | 36,073                     | 718,023                  | -                       | 754,096               |
| Fundraising activities            | 1,796                      | 17,287                   | -                       | 19,083                |
| Investment income                 | 135                        | 3,954                    | 4,890                   | 8,979                 |
| Other income                      | <u>47,652</u>              | <u>-</u>                 | <u>-</u>                | <u>47,652</u>         |
| <b>Total</b>                      | <b><u>85,656</u></b>       | <b><u>739,264</u></b>    | <b><u>4,890</u></b>     | <b><u>829,810</u></b> |
| <b>EXPENDITURE ON</b>             |                            |                          |                         |                       |
| Raising funds                     | 77                         | 1,301                    | 1,609                   | 2,987                 |
| <b>Charitable activities</b>      |                            |                          |                         |                       |
| Voluntary services                | <u>69,879</u>              | <u>700,198</u>           | <u>-</u>                | <u>770,077</u>        |
| <b>Total</b>                      | <b><u>69,956</u></b>       | <b><u>701,499</u></b>    | <b><u>1,609</u></b>     | <b><u>773,064</u></b> |

**TELFORD AND WREKIN COUNCIL FOR VOLUNTARY SERVICE**

**NOTES TO THE FINANCIAL STATEMENTS - continued**  
**FOR THE YEAR ENDED 31 MARCH 2022**

| 13. COMPARATIVES FOR THE STATEMENT OF FINANCIAL ACTIVITIES - continued | Unrestricted<br>funds<br>£ | Restricted<br>funds<br>£  | Endowment<br>funds<br>£    | Total<br>funds<br>£ |
|------------------------------------------------------------------------|----------------------------|---------------------------|----------------------------|---------------------|
| Net gains on investments                                               | -                          | 26,002                    | 32,155                     | 58,157              |
| <b>NET INCOME</b>                                                      | 15,700                     | 63,767                    | 35,436                     | 114,903             |
| <b>Transfers between funds</b>                                         | 59,566                     | 252                       | (59,818)                   | -                   |
| <b>Net movement in funds</b>                                           | 75,266                     | 64,019                    | (24,382)                   | 114,903             |
| <b>RECONCILIATION OF FUNDS</b>                                         |                            |                           |                            |                     |
| <b>Total funds brought forward</b>                                     | 218,914                    | 474,552                   | 289,897                    | 983,363             |
| <b>TOTAL FUNDS CARRIED FORWARD</b>                                     | <u>294,180</u>             | <u>538,571</u>            | <u>265,515</u>             | <u>1,098,266</u>    |
| <br>                                                                   |                            |                           |                            |                     |
| 14. TANGIBLE FIXED ASSETS                                              |                            | Freehold<br>property<br>£ | Computer<br>equipment<br>£ | Totals<br>£         |
| <b>COST</b>                                                            |                            |                           |                            |                     |
| At 1 April 2021                                                        |                            | 694,589                   | 50,949                     | 745,538             |
| Additions                                                              |                            | -                         | 8,668                      | 8,668               |
| Disposals                                                              |                            | (694,589)                 | (4,737)                    | (699,326)           |
| At 31 March 2022                                                       |                            | -                         | 54,880                     | 54,880              |
| <b>DEPRECIATION</b>                                                    |                            |                           |                            |                     |
| At 1 April 2021                                                        |                            | 81,627                    | 27,585                     | 109,212             |
| Charge for year                                                        |                            | 8,497                     | 4,839                      | 13,336              |
| Eliminated on disposal                                                 |                            | (90,124)                  | (1,737)                    | (91,861)            |
| At 31 March 2022                                                       |                            | -                         | 30,687                     | 30,687              |
| <b>NET BOOK VALUE</b>                                                  |                            |                           |                            |                     |
| At 31 March 2022                                                       |                            | -                         | 24,193                     | 24,193              |
| At 31 March 2021                                                       |                            | 612,962                   | 23,364                     | 636,326             |

**TELFORD AND WREKIN COUNCIL FOR VOLUNTARY SERVICE**

**NOTES TO THE FINANCIAL STATEMENTS - continued**  
**FOR THE YEAR ENDED 31 MARCH 2022**

**15. FIXED ASSET INVESTMENTS**

|                       | Listed<br>investments<br>£ |
|-----------------------|----------------------------|
| <b>MARKET VALUE</b>   |                            |
| At 1 April 2021       | 342,872                    |
| Additions             | 706,293                    |
| Disposals             | (65,357)                   |
| Revaluations          | <u>(24,410)</u>            |
| At 31 March 2022      | <u>959,398</u>             |
| <b>NET BOOK VALUE</b> |                            |
| At 31 March 2022      | <u>959,398</u>             |
| At 31 March 2021      | <u>342,872</u>             |

The split of investment assets between UK and non-UK is as follows:

|                          | 2022<br>£      | 2021<br>£      |
|--------------------------|----------------|----------------|
| UK investment assets     | 411,626        | 149,034        |
| Non-UK investment assets | <u>547,772</u> | <u>193,838</u> |
|                          | <u>959,398</u> | <u>342,872</u> |

The charity had the following material investments:

|                                                | 2022<br>£ | 2021<br>£ |
|------------------------------------------------|-----------|-----------|
| JPMORGAN FUNDS LTD US EQUITY INC K GBP NET INC | 20,766    | 13,177    |
| BNY MELLON GLB FDS US EQUITY INCOME E GBP DIS  | 27,673    | 22,875    |
| VANGUARD FUNDS PLC S&P 500 UCITS ETF USD DIS   | 21,334    | 9,685     |
| SCHRODER UNIT TST ASIAN INCOME L INC           | 24,621    | 16,652    |
| NINETY ONE FD MGRS DIVERSIFIED INCOME J 2 GBP  | 50,279    | 13,186    |
| VANGUARD INV UK LT US EQTY IDX INSTL PLS INC   | 25,858    | 15,524    |
| ISHARES II PLC USD TIPS UCITS ETF GBP DIS      | 25,916    | 5,869     |
| JUPITER UT MNGRS JAPAN INCOME Z GBP DIS        | 24,117    | -         |
| BAILLIE GIFFORD AMERICAN W1 DIS                | 50,890    | -         |
| FIDELITY UCITS ICA US QUAL INC UCITS ETF GBP I | 20,673    | -         |
| LINK FUND SOL LTD TROJAN X INC                 | 29,721    | -         |
| MAITLAND INSTL SVC MI SELECT MNGRS BOND INSTL  | 20,097    | -         |
| SCHRODER UNIT TST GBL CITIES REAL EST L DIS    | 23,663    | -         |
| ROBECO CAP GTH FDS ROBECOSAM GBL SDG CRED3 IH  | 33,944    | -         |

If fixed asset investments had not been revalued they would have been included at the historic cost of £945,752.

**TELFORD AND WREKIN COUNCIL FOR VOLUNTARY SERVICE**

**NOTES TO THE FINANCIAL STATEMENTS - continued**  
**FOR THE YEAR ENDED 31 MARCH 2022**

| <b>16. DEBTORS: AMOUNTS FALLING DUE WITHIN ONE YEAR</b>   | <b>31.3.22</b>        | <b>31.3.21</b>        |
|-----------------------------------------------------------|-----------------------|-----------------------|
|                                                           | <b>£</b>              | <b>£</b>              |
| Trade debtors                                             | <b>105,137</b>        | <b>120,322</b>        |
| Other debtors                                             | <b>11,196</b>         | <b>-</b>              |
| Prepayments and accrued income                            | <b>23,770</b>         | <b>20,592</b>         |
|                                                           | <b><u>140,103</u></b> | <b><u>140,914</u></b> |
| <br>                                                      |                       |                       |
| <b>17. CREDITORS: AMOUNTS FALLING DUE WITHIN ONE YEAR</b> | <b>31.3.22</b>        | <b>31.3.21</b>        |
|                                                           | <b>£</b>              | <b>£</b>              |
| Trade creditors                                           | <b>7,617</b>          | <b>21,271</b>         |
| Social security and other taxes                           | <b>9,435</b>          | <b>8,997</b>          |
| VAT                                                       | <b>14,100</b>         | <b>15,469</b>         |
| Other creditors                                           | <b>1,240</b>          | <b>6,369</b>          |
| Accruals and deferred income                              | <b>168,256</b>        | <b>83,153</b>         |
|                                                           | <b><u>200,648</u></b> | <b><u>135,259</u></b> |

Included within accruals and deferred income is £160,774 (2021: £71,158) in respect of deferred income. This all relates to grant income received in advance of the year end for services to be provided after the year end.

**18. LEASING AGREEMENTS**

Minimum lease payments under non-cancellable operating leases fall due as follows:

|                            | <b>31.3.22</b>        | <b>31.3.21</b>        |
|----------------------------|-----------------------|-----------------------|
|                            | <b>£</b>              | <b>£</b>              |
| Within one year            | <b>35,907</b>         | <b>39,583</b>         |
| Between one and five years | <b>98,368</b>         | <b>107,614</b>        |
| In more than five years    | <b>-</b>              | <b>5,843</b>          |
|                            | <b><u>134,275</u></b> | <b><u>153,040</u></b> |

**TELFORD AND WREKIN COUNCIL FOR VOLUNTARY SERVICE**

**NOTES TO THE FINANCIAL STATEMENTS - continued**  
**FOR THE YEAR ENDED 31 MARCH 2022**

**19. MOVEMENT IN FUNDS**

|                               | At 1.4.21<br>£          | Net<br>movement<br>in funds<br>£ | Transfers<br>between<br>funds<br>£ | At<br>31.3.22<br>£      |
|-------------------------------|-------------------------|----------------------------------|------------------------------------|-------------------------|
| <b>Unrestricted funds</b>     |                         |                                  |                                    |                         |
| General Fund                  | 199,220                 | 81,250                           | 68,620                             | 349,090                 |
| Employment Reserve            | <u>94,958</u>           | <u>-</u>                         | <u>(1,958)</u>                     | <u>93,000</u>           |
|                               | <b>294,178</b>          | <b>81,250</b>                    | <b>66,662</b>                      | <b>442,090</b>          |
| <b>Restricted funds</b>       |                         |                                  |                                    |                         |
| Glebe Refurbishment           | 72,470                  | (6,791)                          | (65,679)                           | -                       |
| All Age Carers Service        | 239,589                 | 4,746                            | 19,605                             | 263,940                 |
| IASS Telford                  | 22,773                  | (9,174)                          | 9,999                              | 23,598                  |
| Young Carers                  | 59,732                  | 39,807                           | (24,439)                           | 75,100                  |
| Grassroots Endowment Income   | 31,605                  | (2,038)                          | -                                  | 29,567                  |
| Adult Carers Reserve          | 57,084                  | 34                               | -                                  | 57,118                  |
| Better Care Fund              | -                       | (4,111)                          | 4,111                              | -                       |
| Building Better Opportunities | -                       | (1,131)                          | 1,131                              | -                       |
| Telford Autism Hub            | 17,704                  | 8,515                            | -                                  | 26,219                  |
| Wellbeing Hubs Network        | 493                     | -                                | -                                  | 493                     |
| IASP                          | 29,438                  | 9,999                            | (9,999)                            | 29,438                  |
| Community Cafe                | 7,685                   | 5,513                            | -                                  | 13,198                  |
| Independent Living Centre     | <u>-</u>                | <u>(723)</u>                     | <u>723</u>                         | <u>-</u>                |
|                               | <b>538,573</b>          | <b>44,646</b>                    | <b>(64,548)</b>                    | <b>518,671</b>          |
| <b>Endowment funds</b>        |                         |                                  |                                    |                         |
| TDC Endowment Fund            | 132,170                 | (2,420)                          | (2,114)                            | 127,636                 |
| Grassroots Endowment Fund     | <u>133,345</u>          | <u>(4,462)</u>                   | <u>-</u>                           | <u>128,883</u>          |
|                               | <u><b>265,515</b></u>   | <u><b>(6,882)</b></u>            | <u><b>(2,114)</b></u>              | <u><b>256,519</b></u>   |
| <b>TOTAL FUNDS</b>            | <u><b>1,098,266</b></u> | <u><b>119,014</b></u>            | <u><b>-</b></u>                    | <u><b>1,217,280</b></u> |

**TELFORD AND WREKIN COUNCIL FOR VOLUNTARY SERVICE**

**NOTES TO THE FINANCIAL STATEMENTS - continued**  
**FOR THE YEAR ENDED 31 MARCH 2022**

**19. MOVEMENT IN FUNDS - continued**

Net movement in funds, included in the above are as follows:

|                                      | Incoming resources<br>£ | Resources expended<br>£ | Gains and losses<br>£ | Movement in funds<br>£ |
|--------------------------------------|-------------------------|-------------------------|-----------------------|------------------------|
| <b>Unrestricted funds</b>            |                         |                         |                       |                        |
| General Fund                         | 190,586                 | (95,914)                | (13,422)              | 81,250                 |
| <b>Restricted funds</b>              |                         |                         |                       |                        |
| Glebe Refurbishment                  | (3,000)                 | (3,791)                 | -                     | (6,791)                |
| All Age Carers Service               | 271,258                 | (266,512)               | -                     | 4,746                  |
| IASS Telford                         | 74,600                  | (83,774)                | -                     | (9,174)                |
| Young Carers                         | 127,445                 | (87,638)                | -                     | 39,807                 |
| Grassroots Endowment Income          | 1,693                   | (427)                   | (3,304)               | (2,038)                |
| Adult Carers Reserve                 | 7,525                   | (7,491)                 | -                     | 34                     |
| Better Care Fund                     | 30,000                  | (34,111)                | -                     | (4,111)                |
| Building Better Opportunities        | 29,042                  | (30,173)                | -                     | (1,131)                |
| Telford Autism Hub                   | 98,688                  | (90,173)                | -                     | 8,515                  |
| IASP                                 | 10,000                  | (1)                     | -                     | 9,999                  |
| Community Cafe                       | 26,685                  | (21,172)                | -                     | 5,513                  |
| Youth Endowment Fund                 | 15,225                  | (15,225)                | -                     | -                      |
| Independent Living Centre            | 45,834                  | (46,557)                | -                     | (723)                  |
| Charities Together                   | 26,488                  | (26,488)                | -                     | -                      |
| Children and Young People Autism Hub | 38,602                  | (38,602)                | -                     | -                      |
|                                      | 800,085                 | (752,135)               | (3,304)               | 44,646                 |
| <b>Endowment funds</b>               |                         |                         |                       |                        |
| TDC Endowment Fund                   | 2,010                   | (507)                   | (3,923)               | (2,420)                |
| Grassroots Endowment Fund            | -                       | (4,462)                 | -                     | (4,462)                |
|                                      | 2,010                   | (4,969)                 | (3,923)               | (6,882)                |
| <b>TOTAL FUNDS</b>                   | <b>992,681</b>          | <b>(853,018)</b>        | <b>(20,649)</b>       | <b>119,014</b>         |

**TELFORD AND WREKIN COUNCIL FOR VOLUNTARY SERVICE**

**NOTES TO THE FINANCIAL STATEMENTS - continued**  
**FOR THE YEAR ENDED 31 MARCH 2022**

**19. MOVEMENT IN FUNDS - continued**

**Comparatives for movement in funds**

|                               | At 1.4.20<br>£ | Net<br>movement<br>in funds<br>£ | Transfers<br>between<br>funds<br>£ | At<br>31.3.21<br>£ |
|-------------------------------|----------------|----------------------------------|------------------------------------|--------------------|
| <b>Unrestricted funds</b>     |                |                                  |                                    |                    |
| General Fund                  | 108,732        | 15,698                           | 74,790                             | 199,220            |
| Employment Reserve            | <u>110,182</u> | <u>-</u>                         | <u>(15,224)</u>                    | <u>94,958</u>      |
|                               | 218,914        | 15,698                           | 59,566                             | 294,178            |
| <b>Restricted funds</b>       |                |                                  |                                    |                    |
| Glebe Refurbishment           | 78,157         | (5,687)                          | -                                  | 72,470             |
| All Age Carers Service        | 219,456        | (2,620)                          | 22,753                             | 239,589            |
| IASS Telford                  | 22,502         | 271                              | -                                  | 22,773             |
| Young Carers                  | 52,492         | 30,897                           | (23,657)                           | 59,732             |
| Grassroots Endowment Income   | 2,950          | 28,655                           | -                                  | 31,605             |
| Adult Carers Reserve          | 55,455         | 1,629                            | -                                  | 57,084             |
| Better Care Fund              | -              | 340                              | (340)                              | -                  |
| Building Better Opportunities | -              | (252)                            | 252                                | -                  |
| Telford Autism Hub            | 11,920         | 5,784                            | -                                  | 17,704             |
| Wellbeing Hubs Network        | 493            | -                                | -                                  | 493                |
| IASP                          | 28,953         | 485                              | -                                  | 29,438             |
| Community Cafe                | 2,174          | 5,511                            | -                                  | 7,685              |
| Independent Living Centre     | <u>-</u>       | <u>(1,244)</u>                   | <u>1,244</u>                       | <u>-</u>           |
|                               | 474,552        | 63,769                           | 252                                | 538,573            |
| <b>Endowment funds</b>        |                |                                  |                                    |                    |
| TDC Endowment Fund            | 156,552        | 35,436                           | (59,818)                           | 132,170            |
| Grassroots Endowment Fund     | <u>133,345</u> | <u>-</u>                         | <u>-</u>                           | <u>133,345</u>     |
|                               | <u>289,897</u> | <u>35,436</u>                    | <u>(59,818)</u>                    | <u>265,515</u>     |
| <b>TOTAL FUNDS</b>            | <u>983,363</u> | <u>114,903</u>                   | <u>-</u>                           | <u>1,098,266</u>   |

**TELFORD AND WREKIN COUNCIL FOR VOLUNTARY SERVICE**

**NOTES TO THE FINANCIAL STATEMENTS - continued**  
**FOR THE YEAR ENDED 31 MARCH 2022**

**19. MOVEMENT IN FUNDS - continued**

Comparative net movement in funds, included in the above are as follows:

|                               | Incoming resources<br>£ | Resources expended<br>£ | Gains and losses<br>£ | Movement in funds<br>£ |
|-------------------------------|-------------------------|-------------------------|-----------------------|------------------------|
| <b>Unrestricted funds</b>     |                         |                         |                       |                        |
| General Fund                  | 85,656                  | (69,958)                | -                     | 15,698                 |
| <b>Restricted funds</b>       |                         |                         |                       |                        |
| Glebe Refurbishment           | -                       | (5,687)                 | -                     | (5,687)                |
| All Age Carers Service        | 291,838                 | (294,458)               | -                     | (2,620)                |
| IASS Telford                  | 73,998                  | (73,727)                | -                     | 271                    |
| Young Carers                  | 106,765                 | (75,868)                | -                     | 30,897                 |
| Grassroots Endowment Income   | 3,954                   | (1,301)                 | 26,002                | 28,655                 |
| Adult Carers Reserve          | 7,374                   | (5,745)                 | -                     | 1,629                  |
| Better Care Fund              | 30,000                  | (29,660)                | -                     | 340                    |
| Building Better Opportunities | 28,298                  | (28,550)                | -                     | (252)                  |
| Telford Autism Hub            | 100,343                 | (94,559)                | -                     | 5,784                  |
| IASP                          | 27,882                  | (27,397)                | -                     | 485                    |
| Community Cafe                | 23,799                  | (18,288)                | -                     | 5,511                  |
| Youth Endowment Fund          | 11,680                  | (11,680)                | -                     | -                      |
| Independent Living Centre     | <u>33,333</u>           | <u>(34,577)</u>         | -                     | <u>(1,244)</u>         |
|                               | 739,264                 | (701,497)               | 26,002                | 63,769                 |
| <b>Endowment funds</b>        |                         |                         |                       |                        |
| TDC Endowment Fund            | 4,890                   | (1,609)                 | 32,155                | 35,436                 |
|                               | <u>829,810</u>          | <u>(773,064)</u>        | <u>58,157</u>         | <u>114,903</u>         |

**TELFORD AND WREKIN COUNCIL FOR VOLUNTARY SERVICE**

**NOTES TO THE FINANCIAL STATEMENTS - continued**  
**FOR THE YEAR ENDED 31 MARCH 2022**

**19. MOVEMENT IN FUNDS - continued**

A current year 12 months and prior year 12 months combined position is as follows:

|                               | At 1.4.20<br>£        | Net<br>movement<br>in funds<br>£ | Transfers<br>between<br>funds<br>£ | At<br>31.3.22<br>£      |
|-------------------------------|-----------------------|----------------------------------|------------------------------------|-------------------------|
| <b>Unrestricted funds</b>     |                       |                                  |                                    |                         |
| General Fund                  | 108,732               | 96,948                           | 143,410                            | 349,090                 |
| Employment Reserve            | <u>110,182</u>        | <u>-</u>                         | <u>(17,182)</u>                    | <u>93,000</u>           |
|                               | 218,914               | 96,948                           | 126,228                            | 442,090                 |
| <b>Restricted funds</b>       |                       |                                  |                                    |                         |
| Glebe Refurbishment           | 78,157                | (12,478)                         | (65,679)                           | -                       |
| All Age Carers Service        | 219,456               | 2,126                            | 42,358                             | 263,940                 |
| IASS Telford                  | 22,502                | (8,903)                          | 9,999                              | 23,598                  |
| Young Carers                  | 52,492                | 70,704                           | (48,096)                           | 75,100                  |
| Grassroots Endowment Income   | 2,950                 | 26,617                           | -                                  | 29,567                  |
| Adult Carers Reserve          | 55,455                | 1,663                            | -                                  | 57,118                  |
| Better Care Fund              | -                     | (3,771)                          | 3,771                              | -                       |
| Building Better Opportunities | -                     | (1,383)                          | 1,383                              | -                       |
| Telford Autism Hub            | 11,920                | 14,299                           | -                                  | 26,219                  |
| Wellbeing Hubs Network        | 493                   | -                                | -                                  | 493                     |
| IASP                          | 28,953                | 10,484                           | (9,999)                            | 29,438                  |
| Community Cafe                | 2,174                 | 11,024                           | -                                  | 13,198                  |
| Independent Living Centre     | <u>-</u>              | <u>(1,967)</u>                   | <u>1,967</u>                       | <u>-</u>                |
|                               | 474,552               | 108,415                          | (64,296)                           | 518,671                 |
| <b>Endowment funds</b>        |                       |                                  |                                    |                         |
| TDC Endowment Fund            | 156,552               | 33,016                           | (61,932)                           | 127,636                 |
| Grassroots Endowment Fund     | <u>133,345</u>        | <u>(4,462)</u>                   | <u>-</u>                           | <u>128,883</u>          |
|                               | <u>289,897</u>        | <u>28,554</u>                    | <u>(61,932)</u>                    | <u>256,519</u>          |
| <b>TOTAL FUNDS</b>            | <u><u>983,363</u></u> | <u><u>233,917</u></u>            | <u><u>-</u></u>                    | <u><u>1,217,280</u></u> |

**TELFORD AND WREKIN COUNCIL FOR VOLUNTARY SERVICE**

**NOTES TO THE FINANCIAL STATEMENTS - continued**  
**FOR THE YEAR ENDED 31 MARCH 2022**

**19. MOVEMENT IN FUNDS - continued**

A current year 12 months and prior year 12 months combined net movement in funds, included in the above are as follows:

|                                      | Incoming resources<br>£ | Resources expended<br>£ | Gains and losses<br>£ | Movement in funds<br>£ |
|--------------------------------------|-------------------------|-------------------------|-----------------------|------------------------|
| <b>Unrestricted funds</b>            |                         |                         |                       |                        |
| General Fund                         | 276,242                 | (165,872)               | (13,422)              | 96,948                 |
| <b>Restricted funds</b>              |                         |                         |                       |                        |
| Glebe Refurbishment                  | (3,000)                 | (9,478)                 | -                     | (12,478)               |
| All Age Carers Service               | 563,096                 | (560,970)               | -                     | 2,126                  |
| IASS Telford                         | 148,598                 | (157,501)               | -                     | (8,903)                |
| Young Carers                         | 234,210                 | (163,506)               | -                     | 70,704                 |
| Grassroots Endowment Income          | 5,647                   | (1,728)                 | 22,698                | 26,617                 |
| Adult Carers Reserve                 | 14,899                  | (13,236)                | -                     | 1,663                  |
| Better Care Fund                     | 60,000                  | (63,771)                | -                     | (3,771)                |
| Building Better Opportunities        | 57,340                  | (58,723)                | -                     | (1,383)                |
| Telford Autism Hub                   | 199,031                 | (184,732)               | -                     | 14,299                 |
| IASP                                 | 37,882                  | (27,398)                | -                     | 10,484                 |
| Community Cafe                       | 50,484                  | (39,460)                | -                     | 11,024                 |
| Youth Endowment Fund                 | 26,905                  | (26,905)                | -                     | -                      |
| Independent Living Centre            | 79,167                  | (81,134)                | -                     | (1,967)                |
| Charities Together                   | 26,488                  | (26,488)                | -                     | -                      |
| Children and Young People Autism Hub | 38,602                  | (38,602)                | -                     | -                      |
|                                      | 1,539,349               | (1,453,632)             | 22,698                | 108,415                |
| <b>Endowment funds</b>               |                         |                         |                       |                        |
| TDC Endowment Fund                   | 6,900                   | (2,116)                 | 28,232                | 33,016                 |
| Grassroots Endowment Fund            | -                       | (4,462)                 | -                     | (4,462)                |
|                                      | 6,900                   | (6,578)                 | 28,232                | 28,554                 |
| <b>TOTAL FUNDS</b>                   | <b>1,822,491</b>        | <b>(1,626,082)</b>      | <b>37,508</b>         | <b>233,917</b>         |

**Employment Reserve**

This represents a redundancy provision based upon a calculation of having to pay 3 months salary.

**Glebe Refurbishment**

This fund was created following the receipt of £100,000 from a local trust for the purpose of refurbishing and improving the Glebe Centre.

**All Age Carers Service**

Funded by Telford and Wrekin Council, the service provides information, advice and support to unpaid family carers. Service provision includes support groups, respite activities and individual support sessions.

**IASS Telford**

A county-wide project funded jointly by Telford and Wrekin Council and Shropshire Council. The service provides information, advice and support to parents and carers of children with special educational needs.

**Young Carers**

Funded by Telford and Wrekin Council, this project supports children and young people who are in an unpaid caring role. The service provides information, advice, support and respite activities to Young Carers living in Telford.

**TELFORD AND WREKIN COUNCIL FOR VOLUNTARY SERVICE**

**NOTES TO THE FINANCIAL STATEMENTS - continued**  
**FOR THE YEAR ENDED 31 MARCH 2022**

**19. MOVEMENT IN FUNDS - continued**

**Grassroots Endowment Income**

Income from the investment of the Grassroots Endowment fund. The income is to provide small grants to local charities and voluntary sector groups to facilitate their work with the local community.

**Adult Carers Reserve**

Funded by Telford and Wrekin Council, this project supports people who are in an unpaid caring role. The service provides information, advice, support and respite activities to Adult Carers living in Telford.

**Better Care Fund**

Income provided by Telford and Wrekin CCG to deliver a voluntary sector coordinators post. Working closely alongside GP surgeries, the post is based within the rapid response team supporting vulnerable adults to remain cared for out of hospital and in their community.

**Building Better Opportunities**

Jointly funded by the European Social Fund and the Big Lottery Fund to focus on tackling the root causes of poverty, promote social inclusion and drive local jobs and growth in Telford, the fund provides pre-employment support for disadvantaged people aged 19 and over who are not in work.

**Telford Autism Hub**

Funded by Telford and Wrekin CCG, the hub provides information, advice and guidance to people over the age of 16 years living with autism. The hub supports people to gain a diagnosis and to play an active part in their community. The hub provides access to appropriate housing, finance, education, volunteering and employment. The hub sub contracts to Autism West Midlands for expert person centred advice.

**Wellbeing Hubs Network**

A network of organisations providing peer support, wellbeing activities and information, advice and guidance for people living within their community.

**IASP**

Funding received from the National Children's Bureau to provide children and young people and their families with information, advice and guidance on special educational needs.

**Community Café**

A safe space providing meals to people needing support. A bespoke volunteer placement scheme supporting people to access workplace experience and to move into employment. The café provides information, advice and guidance within the community of Madeley.

**Independent Living Centre**

A space provided to offer both preventative and responsive support to individuals to enable them and their families to live well and safe in their community. Individuals are able to receive support around daily living as the centre offers wide ranging information, advice and signposting to address the needs of residents.

**Charities Together**

Funded by NHS Charities together the programme supports people to remain well and independent at home and in their communities. The project is supporting people who; experience inequalities in health, prepare people of working age to be better prepared for older age and targets people with poor mental health that need support.

**Children and Young People Autism Hub**

Funded by NHS Shropshire Telford and Wrekin and Telford and Wrekin Council, the hub provides information, advice and guidance to children aged 5-18 and their families who have a diagnosis of autism. The hub provide family activities, workshops and person centred support to the whole family.

**Youth Endowment Fund**

The YEF funding is to attempt to put early intervention at the heart of efforts to tackle youth offending focussing on 10 to 14 year olds who are at risk of being drawn into crime and violence.

**TELFORD AND WREKIN COUNCIL FOR VOLUNTARY SERVICE**

**NOTES TO THE FINANCIAL STATEMENTS - continued**  
**FOR THE YEAR ENDED 31 MARCH 2022**

**19. MOVEMENT IN FUNDS - continued**

**TDC Endowment Fund**

The endowment was created in 1991 with the receipt of £100,000 from Telford Development Corporation to replace grant funding received previously. Income from the investments made are credited to unrestricted funds to support the core running costs of CVS.

**Grassroots Endowment Fund**

An Endowment Fund was created through a combination of donations and match funding from central government between 2008 and 2010. Income generated from the investment of the Endowment Fund is to be used to provide grants to local voluntary and community organisations.

**Transfers between funds**

Transfers between funds represent the recharges of management time and room hire as detailed in the allocation and apportionment of costs accounting policy, along with the partial release of the employment reserve to cover redundancy costs paid in the year and the use of general funds to cover any deficits in restricted funds at the year end.

**20. EMPLOYEE BENEFIT OBLIGATIONS**

**Scheme: TPT Retirement Solutions - The Growth Plan**

The charity participates in the scheme, a multi-employer scheme which provides benefits to some 950 non-associated employers. The scheme is a defined benefit scheme in the UK. It is not possible for the charity to obtain sufficient information to enable it to account for the scheme as a defined benefit scheme. Therefore, it accounts for the scheme as a defined contribution scheme.

The scheme is subject to the funding legislation outlined in the Pensions Act 2004 which came into force on 30 December 2005. This, together with documents issued by the Pensions Regulator and Technical Actuarial Standards issued by the Financial Reporting Council, set out the framework for funding defined benefit occupational pension schemes in the UK.

The scheme is classified as a 'last-man standing arrangement'. Therefore, the charity is potentially liable for other participating employers' obligations if those employers are unable to meet their share of the scheme deficit following withdrawal from the scheme. Participating employers are legally required to meet their share of the scheme deficit on an annuity purchase basis on withdrawal from the scheme.

A full actuarial valuation for the scheme was carried out at 30 September 2020. This valuation showed assets of £800.3m, liabilities of £831.9m and a deficit of £31.6m. To eliminate this funding shortfall, the Trustee has asked the participating employers to pay additional contributions to the scheme as follows:

**Deficit contributions**

From 1 April 2022 to 31 January 2025: £3,321,000 per annum (payable monthly)

Unless a concession has been agreed with the Trustee the term to 31 January 2025 applies.

Note that the scheme's previous valuation was carried out with an effective date of 30 September 2017. This valuation showed assets of £794.9m, liabilities of £926.4m and a deficit of £131.5m. To eliminate this funding shortfall, the Trustee asked the participating employers to pay additional contributions to the scheme as follows:

**Deficit contributions**

From 1 April 2019 to 30 September 2025: £11,243,000 per annum (payable monthly and increasing by 3% each year on 1 April)

The recovery plan contributes are allocated to each participating employer in line with estimated share of the Series 1 and Series 2 scheme liabilities.

**TELFORD AND WREKIN COUNCIL FOR VOLUNTARY SERVICE**

**NOTES TO THE FINANCIAL STATEMENTS - continued**  
**FOR THE YEAR ENDED 31 MARCH 2022**

**20. EMPLOYEE BENEFIT OBLIGATIONS - continued**

Where the scheme is in deficit and where the charity has agreed to a deficit funding arrangement, the charity recognises a liability for this obligation. The amount recognised is the net present value of the deficit reduction contributions payable under the agreement that relates to the deficit. The present value is calculated using the discount rate detailed in these disclosures. The unwinding of the discount rate is recognised as a finance cost.

**PRESENT VALUES OF PROVISION**

|                            | 31.3.22 | 31.3.21 | 31.3.20 |
|----------------------------|---------|---------|---------|
|                            | (£s)    | (£s)    | (£s)    |
| Present value of provision | 8,303   | 43,500  | 51,542  |

**RECONCILIATION OF OPENING AND CLOSING PROVISIONS**

|                                                      | 31.3.22  | 31.3.21  |
|------------------------------------------------------|----------|----------|
|                                                      | (£s)     | (£s)     |
| Provision at start of period                         | 43,500   | 51,542   |
| Unwinding of the discount factor (interest expense)  | 251      | 1,157    |
| Deficit contribution paid                            | (11,008) | (10,687) |
| Remeasurements - impact of any change in assumptions | (191)    | 1,488    |
| Remeasurements - amendments to contribution schedule | (24,249) | -        |
| Provision at end of period                           | 8,303    | 43,500   |

**INCOME AND EXPENDITURE IMPACT**

|                                                          | 31.3.22  | 31.3.21 |
|----------------------------------------------------------|----------|---------|
|                                                          | (£s)     | (£s)    |
| Interest expense                                         | 251      | 1,157   |
| Remeasurements - impact of any change in assumptions     | (191)    | 1,488   |
| Remeasurements - amendments to the contribution schedule | (24,249) | -       |

**ASSUMPTIONS**

|                  | 31.3.22     | 31.3.21     | 31.3.20     |
|------------------|-------------|-------------|-------------|
|                  | % per annum | % per annum | % per annum |
| Rate of discount | 2.35        | 0.66        | 2.53        |

The discount rates shown above are the equivalent single discount rates which, when used to discount the future recovery plan contributions due, would give the same results as using a full AA corporate bond yield curve to discount the same recovery plan contributions.

The following schedule details the deficit contributions agreed between the Association and the scheme at each year end period:

**DEFICIT CONTRIBUTIONS SCHEDULE**

|             | 31.3.22 | 31.3.21 | 31.3.20 |
|-------------|---------|---------|---------|
|             | (£s)    | (£s)    | (£s)    |
| Year ending |         |         |         |
| Year 1      | 3,025   | 11,008  | 10,687  |
| Year 2      | 3,025   | 11,338  | 11,008  |
| Year 3      | 2,521   | 11,679  | 11,338  |
| Year 4      | -       | 10,024  | 11,679  |
| Year 5      | -       | -       | 10,024  |

The charity must recognise a liability measured as the present value of the contributions payable that arise from the deficit recovery agreement and the resulting expense in the income and expenditure account i.e. the unwinding of the discount rate as a finance cost in the period in which it arises.

**TELFORD AND WREKIN COUNCIL FOR VOLUNTARY  
SERVICE**

**NOTES TO THE FINANCIAL STATEMENTS - continued  
FOR THE YEAR ENDED 31 MARCH 2022**

**20. EMPLOYEE BENEFIT OBLIGATIONS - continued**

It is these contributions that have been used to derive the charity's balance sheet liability.

**21. RELATED PARTY DISCLOSURES**

During the year, the trustees Mrs C E Roberts and Mrs J Smith were reimbursed expenses of £513 (2021: £nil) and £81 (2021: £nil) respectively. There were no balances owed to or from any related parties at 31 March 2022 or 31 March 2021.

**TELFORD AND WREKIN COUNCIL FOR VOLUNTARY SERVICE**

**DETAILED STATEMENT OF FINANCIAL ACTIVITIES FOR THE YEAR ENDED 31 MARCH 2022**

|                                       | 31.3.22<br>£         | 31.3.21<br>£         |
|---------------------------------------|----------------------|----------------------|
| <b>INCOME AND ENDOWMENTS</b>          |                      |                      |
| <b>Contract income</b>                |                      |                      |
| Contracts                             | 709,405              | 691,107              |
| Donations                             | 61,209               | -                    |
| Services                              | 15,177               | 2,128                |
| Grants                                | <u>103,367</u>       | <u>60,861</u>        |
|                                       | <b>889,158</b>       | <b>754,096</b>       |
| <b>Fundraising activities</b>         |                      |                      |
| Fundraising events                    | 5,831                | 19,083               |
| <b>Investment income</b>              |                      |                      |
| Deposit account interest              | 10                   | 135                  |
| Investment income                     | <u>10,580</u>        | <u>8,844</u>         |
|                                       | <b>10,590</b>        | <b>8,979</b>         |
| <b>Other income</b>                   |                      |                      |
| Gain on sale of tangible fixed assets | 81,760               | -                    |
| Service charges received              | 4,542                | 47,252               |
| Other incoming resources              | <u>800</u>           | <u>400</u>           |
|                                       | <u><b>87,102</b></u> | <u><b>47,652</b></u> |
| <b>Total incoming resources</b>       | <b>992,681</b>       | <b>829,810</b>       |
| <b>EXPENDITURE</b>                    |                      |                      |
| <b>Other trading activities</b>       |                      |                      |
| Bad debts                             | -                    | 77                   |
| <b>Investment management costs</b>    |                      |                      |
| Portfolio management                  | 2,670                | 2,910                |
| <b>Charitable activities</b>          |                      |                      |
| Wages                                 | 429,887              | 450,929              |
| Social security                       | 17,901               | 20,173               |
| Pensions                              | 5,689                | 6,291                |
| Hire of plant and machinery           | 1,679                | 2,984                |
| Insurance, rent, rates and power      | 109,711              | 56,287               |
| Telephone                             | 3,931                | 6,906                |
| Printing, postage & stationery        | 5,589                | 1,795                |
| Advertising                           | 321                  | 610                  |
| Sundries                              | 8,045                | 1,003                |
| Professional fees                     | 20,670               | 21,188               |
| Carried forward                       | <u>603,423</u>       | <u>568,166</u>       |

This page does not form part of the statutory financial statements

**TELFORD AND WREKIN COUNCIL FOR VOLUNTARY SERVICE**

**DETAILED STATEMENT OF FINANCIAL ACTIVITIES FOR THE YEAR ENDED 31 MARCH 2022**

|                                                      | 31.3.22<br>£          | 31.3.21<br>£          |
|------------------------------------------------------|-----------------------|-----------------------|
| <b>Charitable activities</b>                         |                       |                       |
| Brought forward                                      | 603,423               | 568,166               |
| Training                                             | 7,354                 | 3,354                 |
| Service contracts                                    | 10,670                | 10,699                |
| Subscriptions & membership                           | 788                   | 821                   |
| DBS / payroll charges                                | 993                   | 527                   |
| IT & website                                         | 22,581                | 22,043                |
| Activities                                           | 24,992                | 17,917                |
| Expenses                                             | 3,231                 | 1,332                 |
| Depreciation                                         | 1,912                 | 6,159                 |
| Grants paid                                          | <u>4,462</u>          | <u>-</u>              |
|                                                      | <b>680,406</b>        | <b>631,018</b>        |
| <b>Support costs</b>                                 |                       |                       |
| <b>Management</b>                                    |                       |                       |
| Wages                                                | 102,118               | 85,056                |
| Social security                                      | 5,477                 | 3,304                 |
| Pensions                                             | 3,449                 | 4,609                 |
| Other operating leases                               | 2,582                 | 166                   |
| Insurance, rent, rates & power                       | 21,618                | 6,636                 |
| Telephone                                            | 1,933                 | 1,481                 |
| Printing, postage & stationery                       | 2,131                 | 48                    |
| Sundries                                             | 7,896                 | 3,008                 |
| Professional fees                                    | 1,544                 | 3,701                 |
| IT & website                                         | 25,378                | 8,560                 |
| Subscriptions & membership                           | 35                    | 35                    |
| Service contracts                                    | 876                   | 3,138                 |
| Depreciation                                         | 11,424                | 10,760                |
| Loss on sale of tangible fixed assets                | -                     | 754                   |
| Amendments to contribution schedule                  | (24,249)              | -                     |
| Interest on pension scheme liabilities               | <u>251</u>            | <u>1,157</u>          |
|                                                      | <b>162,463</b>        | <b>132,413</b>        |
| <b>Finance</b>                                       |                       |                       |
| Bank charges                                         | 132                   | 10                    |
| <b>Governance costs</b>                              |                       |                       |
| Auditors' remuneration                               | <u>7,347</u>          | <u>6,636</u>          |
| Total resources expended                             | <u>853,018</u>        | <u>773,064</u>        |
| <b>Net income before gains and losses</b>            | <b>139,663</b>        | <b>56,746</b>         |
| <b>Realised recognised gains and losses</b>          |                       |                       |
| Realised gains/(losses) on fixed asset investments   | 3,762                 | 1,615                 |
| Unrealised gains/(losses) on fixed asset investments | <u>(24,411)</u>       | <u>56,542</u>         |
| <b>Net income</b>                                    | <u><b>119,014</b></u> | <u><b>114,903</b></u> |

This page does not form part of the statutory financial statements

**TELFORD AND WREKIN COUNCIL FOR VOLUNTARY SERVICE**

England & Wales - Charity number 702589

---

# Accounts

---

REGISTERED COMPANY NUMBER: 02436644 (England and Wales)  
REGISTERED CHARITY NUMBER: 702589

**REPORT OF THE TRUSTEES AND**  
**AUDITED FINANCIAL STATEMENTS FOR THE YEAR ENDED 31 MARCH 2021**  
**FOR**  
**TELFORD AND WREKIN COUNCIL FOR VOLUNTARY**  
**SERVICE**

D.R.E. & Co. (Audit) Limited  
7 Lower Brook Street  
Oswestry  
Shropshire  
SY11 2HG

**TELFORD AND WREKIN COUNCIL FOR VOLUNTARY  
SERVICE**

**CONTENTS OF THE FINANCIAL STATEMENTS  
FOR THE YEAR ENDED 31 MARCH 2021**

|                                                   | <b>Page</b> |
|---------------------------------------------------|-------------|
| <b>Reference and Administrative Details</b>       | 1           |
| <b>Report of the Trustees</b>                     | 2 to 7      |
| <b>Report of the Independent Auditors</b>         | 8 to 11     |
| <b>Statement of Financial Activities</b>          | 12          |
| <b>Balance Sheet</b>                              | 13 to 14    |
| <b>Cash Flow Statement</b>                        | 15          |
| <b>Notes to the Cash Flow Statement</b>           | 16          |
| <b>Notes to the Financial Statements</b>          | 17 to 35    |
| <b>Detailed Statement of Financial Activities</b> | 36 to 37    |

**TELFORD AND WREKIN COUNCIL FOR VOLUNTARY  
SERVICE**

**REFERENCE AND ADMINISTRATIVE DETAILS  
FOR THE YEAR ENDED 31 MARCH 2021**

|                                      |                                                                                                                                                                                                                  |
|--------------------------------------|------------------------------------------------------------------------------------------------------------------------------------------------------------------------------------------------------------------|
| <b>TRUSTEES</b>                      | S M Palmer (resigned 3.6.20)<br>J C Francis<br>V Brissett<br>M J Frater<br>Ms R C Evans (resigned 1.5.20)<br>Mrs C E Roberts<br>R A C Roman<br>Cllr P Watling (appointed 23.6.20)<br>J Smith (appointed 9.12.20) |
| <b>REGISTERED OFFICE</b>             | Suites 12 & 15 Hazledine House<br>Central Square<br>Telford Centre<br>Telford<br>Shropshire<br>TF3 4JL                                                                                                           |
| <b>REGISTERED COMPANY<br/>NUMBER</b> | 02436644 (England and Wales)                                                                                                                                                                                     |
| <b>REGISTERED CHARITY<br/>NUMBER</b> | 702589                                                                                                                                                                                                           |
| <b>AUDITORS</b>                      | D.R.E. & Co. (Audit) Limited<br>7 Lower Brook Street<br>Oswestry<br>Shropshire<br>SY11 2HG                                                                                                                       |

## **TELFORD AND WREKIN COUNCIL FOR VOLUNTARY SERVICE**

### **REPORT OF THE TRUSTEES FOR THE YEAR ENDED 31 MARCH 2021**

The trustees, who are also directors of the charity for the purposes of the Companies Act 2006, present their report with the financial statements of the charity for the year ended 31 March 2021. The trustees have adopted the provisions of Accounting and Reporting by Charities: Statement of Recommended Practice applicable to charities preparing their accounts in accordance with the Financial Reporting Standard applicable in the UK and Republic of Ireland (FRS 102) (effective 1 January 2019).

#### **OBJECTIVES AND ACTIVITIES**

##### **a. Policies and objectives**

Our charity's mission is :

To make a positive difference for the residents of Telford and Wrekin and Shropshire through:

- inspiration, leadership and support to help grow a Voluntary and Community Sector to which citizens can contribute and from which all benefit; and
- collaboration with local communities to deliver services to meet their needs and support vulnerable people in particular.

In setting objectives and planning for activities in support of the charity's objects and mission, the trustees have given consideration to revised public benefit guidance published by the Charity Commission.

##### **b. Strategies for achieving objectives**

The charity's strategic aims:

- To maximise positive impact for our beneficiaries through innovation and high quality service and support delivery.
- To diversify our income sources and develop sustainable income streams over the medium term.
- To develop as a coherent, integrated organisation with a strong positive reputation amongst all our stakeholders.

##### **c. Activities for achieving objectives**

The charity continued to achieve its' current objectives during 2020-2021 through the provision of a range of services to local children and adults - including support for Adult Carers, Young Carers, Information, Advice and Support to parents/carers and children with special educational needs, and support for people with autism. The charity delivers a volunteer recruitment scheme on behalf of European Social Fund and Community Fund.

Due to COVID-19 at the year end March 2020 the charity's investments suffered a loss showing an unpredicted deficit in the accounts. The investments recovered during the year back to pre-COVID-19 levels, resulting in the inflated gain shown in this years accounts.

##### **d. Volunteers**

The charity actively supports volunteering and values the contributions made, particularly but not only in direct service provision to our service users.

The Young Carers volunteer programme was awarded The Queens Award for Voluntary Service 2016.

#### **ACHIEVEMENT AND PERFORMANCE**

##### **a. Going concern**

After making appropriate enquiries the trustees have a reasonable expectation that the charity has adequate resources to continue in operational existence for the foreseeable future. For this reason they continue to adopt the going concern basis in preparing the financial statements. Further details regarding the adoption of the going concern basis can be found in the Accounting Policies.

## TELFORD AND WREKIN COUNCIL FOR VOLUNTARY SERVICE

### REPORT OF THE TRUSTEES FOR THE YEAR ENDED 31 MARCH 2021

#### **ACHIEVEMENT AND PERFORMANCE**

##### **b. Review of activities**

Due to COVID-19, the charity's staff were relocated to working from home. The IT and phone infrastructure ensured business continuity. The Glebe Centre was closed to tenants and room hire ceased.

Despite the challenges, the charity continued to provide both Adult Carers and Young Carers services under one single contract with Telford & Wrekin Council and Telford & Wrekin Clinical Commissioning Group. The team made 2379 wellbeing calls, developed a carers pass for family carers travel for essential needs during lockdown whereby 342 passes were issued and coordinated carers vaccines across Telford where a total of 384 adults and children attended virtual activities and 394 carers received wellbeing packs delivered to their front door.

The Information, Advice and Support Service (IASS) is delivered on behalf of Telford and Wrekin Council and Telford Clinical Commissioning Group. Additional competitive funding continues to be available from the National Children's Bureau. The team delivered 64 online workshops for parents and carers, ensured that 154 carers were provided with individual support and ensured that 75 young people with SEND were supported. A total of 264 referrals were received during the year.

Telford Autism Hub have continued to provide support to people over the aged of 16 years living with autism. The team received 184 referrals, delivered online workshops of which 94 people attended and online wellbeing sessions reaching out to 228 people and allowed 20 organisations to take part in autism champion training.

The Independent Living Centre (ILC) is funded by Telford & Wrekin Council. The ILC was commissioned in the spring of 2020 to offer both preventative and responsive support to individuals to enable them and their families to live well and safe in their community. People are able to receive support around daily living and it offers wide ranging information, advice and signposting to address the needs of residents which enables individuals and their family to make decisions to enhance life choices. A purpose built environment has enabled the centre to provide a 'show home' with built in features to both physically and digitally promote independent living and to reduce costs of care and support needs using modern technology and Assistive Equipment solutions. On-site TEC (Technology Enabled Care), Sensory & Visual Impairment and Occupation Therapy equipment enables people to 'try before they buy' to find the solutions they need to maintain independence in their own homes.

The Charity continues to engage with the VCS through partnership working on common themes and some collaborative projects.

The Charity employs one role operating alongside Rapid response within Telford. The community-based support worker provides assisted signposting to members of the community with the aim to reduce hospital admissions. The contract is a subcontract arrangement with Age UK Shropshire and Telford.

The Wellbeing Independence Partnership is delivered on behalf of Telford and Wrekin Council. In its second year it is delivered alongside partners Age UK Shropshire, Telford & Wrekin and Taking part we provide information, advice and guidance to members of the public seeking support with adult social care. A total of 2,204 calls were received. Many of the calls move onto further individual contacts.

We continue to be a delivery partner on a project joint funded by the European Social Fund and Lottery Community Fund. We source and support placements for people over the age of 19 who are furthest way from the job market into volunteer placements. The overall project is to support people into employment.

The charity continues to deliver a community café. The place is a safe environment for vulnerable people to access information, advice and guidance. The café was closed for most of the year. In spite of the closure, 9 volunteer placements were provided. It hosted 2 breakfast meetings for the VCSE. The charity ensure that 40 free Christmas meals were given in collaboration with one of our business partners. The café supported the national initiative to feed children in school holidays.

## TELFORD AND WREKIN COUNCIL FOR VOLUNTARY SERVICE

### REPORT OF THE TRUSTEES FOR THE YEAR ENDED 31 MARCH 2021

#### **ACHIEVEMENT AND PERFORMANCE**

Following external assessment, the charity was awarded Trusted Charity Mark- Level 1. The charity scored highly across all 11 areas. Scoring particularly high in governance. 'It has a strong, skilled and committed Board of Trustees, who alongside the Senior Management Team, demonstrate clear leadership to the organisation in providing a quality service to a wide range of users. It has built strong partnerships and robust monitoring systems and has continued to provide an impactful service to users during the Lockdown period.'

#### **c. Fundraising activities / income generation**

The charity received cash donations of £18,601 (2020: £21,764) during the year.

A total of 4 local businesses engaged with our community café providing monetary support and in-kind donations.

The charity continues to engage in a number of other small scale income generation opportunities, including provision of training and payroll services.

A number of COVID-19 grants were received during the year supporting the Charity with immediate and ongoing recovery. In areas worse effected such as the Glebe Centre and Madeley Community Café, covid restrictions continued beyond March 2021, so part of these grants will support this recovery in 2021/22.

#### **d. Investment policy and performance**

The charity has two permanent endowment funds, one established by the former Telford Development Corporation (TDC), and the Grassroots endowment established through a government match funding programme.

In the year to 31 March 2021 the value of the TDC endowment fund increased by £31,297 (19.77%) to £189,574. Dividend income of £4,890 was received in the year and was expended on overhead costs.

Grassroots fell by £19,306 (14.41%) to £153,298. The Grassroots endowment fund generated income of £3,954 in the year to 31 March 2021 which was expended on overhead costs.

#### **FINANCIAL REVIEW**

##### **a. Financial position**

The charity's financial position is shown in the Statement of Financial Activities and Balance Sheet. A surplus of £114,902 (2020: Deficit of £53,816) has been produced.

The charity has a material liability in respect of a multi-employer pension scheme. Further details of this liability are given in note 20.

##### **b. Principal funding**

The principal sources of funding for the year to 31 March 2021 were as follows:

|                                                        |          |
|--------------------------------------------------------|----------|
| - Telford & Wrekin Council / CCG                       | £603,973 |
| - Age UK Shropshire and Telford                        | £30,000  |
| - Building Better Opportunities / European Social Fund | £29,636  |
| - National Children's Bureau                           | £27,882  |
| - The National Lottery Community Fund                  | £25,000  |
| - Youth Endowment Fund                                 | £20,260  |

**TELFORD AND WREKIN COUNCIL FOR VOLUNTARY SERVICE**

**REPORT OF THE TRUSTEES FOR THE YEAR ENDED 31 MARCH 2021**

**FINANCIAL REVIEW**

**c. Material investments policy**

The trustees have the power to deposit or invest funds in any manner (but to invest only after obtaining advice from a financial expert and having regard to the sustainability of the investments and the need for diversification).

Income reserves and funds not currently required are invested in interest bearing bank and building society accounts.

The trustees continue to appoint Brewin Dolphin to manage their investments. The portfolio was reviewed within the year.

**d. Reserves policy**

The charity's policy is to maintain a designated reserve (the Employment Reserve) at a level sufficient to meet three months projected staff costs. This reserve has been maintained at £94,958.

A full list of funds is included at note 19 to the financial accounts detailing the amounts available at the end of the year and the source and application of those funds.

**FUTURE PLANS**

The charity aims to continue to provide existing core services under contract to Local Authorities, Clinical Commissioning Groups and other agencies for the benefit of local people and communities.

Following the appointment of a new Chair during the year the charity will build upon learning from the year. Working collaboratively across many partner colleagues both within the VCSE sector in Telford, Telford and Wrekin Council and Midland Partnerships Foundation Trust. The charity multi agency response is unique. Bringing partners into one office environment working across data platforms. The embedded way of working decreases duplication, cross pollination of skill set and offers best value for money. The whole family response is invaluable to sourcing the right support for the customer of any age. We support many families at different parts of their journey. As a child, young person, adult or someone older TWCVS has a unique delivery of services which our often accessed at several different points in a person's lifetime.

The Executive Board of Trustees have decided their owned premise, The Glebe Centre, is no longer financially sustainable. To progress into the future TWCVS have secured new town centre accommodation bringing the charity to the high street. Exploring and maximising the new location and opportunities TWCVS will identify opportunities which can be generated, ensuring that this is in line with the overall objectives, values and principles of the charity.

As disclosed in note 22 the property was sold after the year end.

Members at the forthcoming AGM are expected to approve the reappointment of D.R.E & Co. (Audit) Limited.

**STRUCTURE, GOVERNANCE AND MANAGEMENT**

**a. Constitution**

The charity is registered as a charitable company limited by guarantee and was set up by a Memorandum of Association, which established the objects and powers of the charitable company, and is governed under its Articles of Association.

The principle object of the charity is:-

To promote any charitable purposes for the benefit of the community in the Wrekin area by assisting the work of the statutory authorities and voluntary organisations engaged in advancing education, furthering health, relieving poverty, distress or sickness, or in pursuing any other charitable purpose. The Company may, at the discretion of the Executive, promote any charitable purpose which shall in addition to benefiting the Wrekin area also benefit any other area within the administrative County of Shropshire.

**b. Method of appointment or election of Trustees**

The management of the charity is the responsibility of the Trustees who are elected, nominated or co-opted under the terms of the Memorandum and Article of Association. The charity Trustees are also Directors of the company.

**TELFORD AND WREKIN COUNCIL FOR VOLUNTARY SERVICE**

**REPORT OF THE TRUSTEES**  
**FOR THE YEAR ENDED 31 MARCH 2021**

**STRUCTURE, GOVERNANCE AND MANAGEMENT**

**c. Organisational structure and decision making**

The Executive Board consists of all of the Trustees and meets 4 times per year for ordinary Board meetings. Additional meetings are held as required. A chair and vice chair are appointed by the Trustees.

All members of the Board give their time voluntarily and receive no benefits from the Charity. Any incidental expenses incurred in attending meetings are reimbursed if requested.

In addition, there are three committees - Finance & Management, Business Engagement and Human Resources - which meet 4 times a year respectively. Each committee operates under terms of reference with delegated powers from the Board, is chaired by a member of the Board and reports back to the Board.

Day to day operational decisions are made by the Chief Executive Officer, who reports to Trustees at each Board meeting.

**d. Policies adopted for the induction and training of Trustees**

Following interview new Trustees receive an induction which includes being given the NCVO publication, The Good Trustee Guide, Charity Commission guidance - CC3 'The Essential Trustee', the Memorandum & Articles of Association and Strategic Plan. In addition, new Trustees are invited to meet with managers and staff in order to develop an understanding of the work of the charity.

**e. Risk management**

The Trustees have assessed the major risks to which the charity is exposed, in particular in relation to the operations and finances of the charity and are satisfied that systems and procedures are in place to mitigate exposure to major risks. Work is ongoing to review and document the risks and controls in place

**EVENTS SINCE THE END OF THE YEAR**

Information relating to events since the end of the year is given in the notes to the financial statements.

**STATEMENT OF TRUSTEES' RESPONSIBILITIES**

The trustees (who are also the directors of Telford and Wrekin Council for Voluntary Service for the purposes of company law) are responsible for preparing the Report of the Trustees and the financial statements in accordance with applicable law and United Kingdom Accounting Standards (United Kingdom Generally Accepted Accounting Practice).

Company law requires the trustees to prepare financial statements for each financial year which give a true and fair view of the state of affairs of the charitable company and of the incoming resources and application of resources, including the income and expenditure, of the charitable company for that period. In preparing those financial statements, the trustees are required to

- select suitable accounting policies and then apply them consistently;
- observe the methods and principles in the Charity SORP;
- make judgements and estimates that are reasonable and prudent;
- prepare the financial statements on the going concern basis unless it is inappropriate to presume that the charitable company will continue in business.

The trustees are responsible for keeping proper accounting records which disclose with reasonable accuracy at any time the financial position of the charitable company and to enable them to ensure that the financial statements comply with the Companies Act 2006. They are also responsible for safeguarding the assets of the charitable company and hence for taking reasonable steps for the prevention and detection of fraud and other irregularities.

In so far as the trustees are aware:

- there is no relevant audit information of which the charitable company's auditors are unaware; and
- the trustees have taken all steps that they ought to have taken to make themselves aware of any relevant audit information and to establish that the auditors are aware of that information.

**TELFORD AND WREKIN COUNCIL FOR VOLUNTARY  
SERVICE**

**REPORT OF THE TRUSTEES  
FOR THE YEAR ENDED 31 MARCH 2021**

Approved by order of the board of trustees on 1 December 2021 and signed on its behalf by:

A handwritten signature in black ink, appearing to read 'C E Roberts', written in a cursive style.

Mrs C E Roberts - Trustee

**REPORT OF THE INDEPENDENT AUDITORS TO THE TRUSTEES OF  
TELFORD AND WREKIN COUNCIL FOR VOLUNTARY  
SERVICE**

**Opinion**

We have audited the financial statements of Telford and Wrekin Council for Voluntary Service (the 'charitable company') for the year ended 31 March 2021 which comprise the Statement of Financial Activities, the Balance Sheet, the Cash Flow Statement and notes to the financial statements, including a summary of significant accounting policies. The financial reporting framework that has been applied in their preparation is applicable law and United Kingdom Accounting Standards (United Kingdom Generally Accepted Accounting Practice).

In our opinion the financial statements:

- give a true and fair view of the state of the charitable company's affairs as at 31 March 2021 and of its incoming resources and application of resources, including its income and expenditure, for the year then ended;
- have been properly prepared in accordance with United Kingdom Generally Accepted Accounting Practice; and
- have been prepared in accordance with the requirements of the Companies Act 2006.

**Basis for opinion**

We conducted our audit in accordance with International Standards on Auditing (UK) (ISAs (UK)) and applicable law. Our responsibilities under those standards are further described in the Auditors' responsibilities for the audit of the financial statements section of our report. We are independent of the charitable company in accordance with the ethical requirements that are relevant to our audit of the financial statements in the UK, including the FRC's Ethical Standard, and we have fulfilled our other ethical responsibilities in accordance with these requirements. We believe that the audit evidence we have obtained is sufficient and appropriate to provide a basis for our opinion.

**Conclusions relating to going concern**

In auditing the financial statements, we have concluded that the trustees' use of the going concern basis of accounting in the preparation of the financial statements is appropriate.

Based on the work we have performed, we have not identified any material uncertainties relating to events or conditions that, individually or collectively, may cast significant doubt on the charitable company's ability to continue as a going concern for a period of at least twelve months from when the financial statements are authorised for issue.

Our responsibilities and the responsibilities of the trustees with respect to going concern are described in the relevant sections of this report.

**Other information**

The trustees are responsible for the other information. The other information comprises the information included in the Annual Report, other than the financial statements and our Report of the Independent Auditors thereon.

Our opinion on the financial statements does not cover the other information and, except to the extent otherwise explicitly stated in our report, we do not express any form of assurance conclusion thereon.

In connection with our audit of the financial statements, our responsibility is to read the other information and, in doing so, consider whether the other information is materially inconsistent with the financial statements or our knowledge obtained in the audit or otherwise appears to be materially misstated. If we identify such material inconsistencies or apparent material misstatements, we are required to determine whether this gives rise to a material misstatement in the financial statements themselves. If, based on the work we have performed, we conclude that there is a material misstatement of this other information, we are required to report that fact. We have nothing to report in this regard.

**Matters on which we are required to report by exception**

We have nothing to report in respect of the following matters where the Charities (Accounts and Reports) Regulations 2008 requires us to report to you if, in our opinion:

- the information given in the Report of the Trustees is inconsistent in any material respect with the financial statements; or
- the charitable company has not kept adequate accounting records; or
- the financial statements are not in agreement with the accounting records and returns; or
- we have not received all the information and explanations we require for our audit.

**REPORT OF THE INDEPENDENT AUDITORS TO THE TRUSTEES OF  
TELFORD AND WREKIN COUNCIL FOR VOLUNTARY  
SERVICE**

**Responsibilities of trustees**

As explained more fully in the Statement of Trustees' Responsibilities, the trustees (who are also the directors of the charitable company for the purposes of company law) are responsible for the preparation of the financial statements and for being satisfied that they give a true and fair view, and for such internal control as the trustees determine is necessary to enable the preparation of financial statements that are free from material misstatement, whether due to fraud or error.

In preparing the financial statements, the trustees are responsible for assessing the charitable company's ability to continue as a going concern, disclosing, as applicable, matters related to going concern and using the going concern basis of accounting unless the trustees either intend to liquidate the charitable company or to cease operations, or have no realistic alternative but to do so.

**REPORT OF THE INDEPENDENT AUDITORS TO THE TRUSTEES OF  
TELFORD AND WREKIN COUNCIL FOR VOLUNTARY  
SERVICE**

**Our responsibilities for the audit of the financial statements**

We have been appointed as auditors under Section 144 of the Charities Act 2011 and report in accordance with the Act and relevant regulations made or having effect thereunder.

Our objectives are to obtain reasonable assurance about whether the financial statements as a whole are free from material misstatement, whether due to fraud or error, and to issue a Report of the Independent Auditors that includes our opinion. Reasonable assurance is a high level of assurance, but is not a guarantee that an audit conducted in accordance with ISAs (UK) will always detect a material misstatement when it exists. Misstatements can arise from fraud or error and are considered material if, individually or in the aggregate, they could reasonably be expected to influence the economic decisions of users taken on the basis of these financial statements.

The extent to which our procedures are capable of detecting irregularities, including fraud is detailed below:

Our approach to identifying and assessing the risks of material misstatement in respect of irregularities, including fraud and non-compliance with laws and regulations, was as follows:

- the engagement partner ensured that the engagement team collectively had the appropriate competence, capabilities and skills to identify or recognise non-compliance with applicable laws and regulations;
- we identified the laws and regulations applicable to the company through discussions with directors and other management, and from our commercial knowledge and experience of the care and support sector;
- we focused on specific laws and regulations which we considered may have a direct material effect on the financial statements or the operations of the company, including the Companies Act 2006, Charity SORP (FRS102), employment, environmental and health and safety legislation;
- we assessed the extent of compliance with the laws and regulations identified above through making enquiries of management; and
- identified laws and regulations were communicated within the audit team regularly and the team remained alert to instances of non-compliance throughout the audit.

We assessed the susceptibility of the company's financial statements to material misstatement, including obtaining an understanding of how fraud might occur, by:

- making enquiries of management as to their knowledge of actual, suspected and alleged fraud; and

To address the risk of fraud through management bias and override of controls, we:

- performed analytical procedures to identify any unusual or unexpected relationships;
- tested journal entries to identify unusual transactions;
- investigated the rationale behind significant or unusual transactions.

In response to the risk of irregularities and non-compliance with laws and regulations, we designed procedures which included, but were not limited to:

- agreeing financial statement disclosures to underlying supporting documentation;
- reading the minutes of meetings of those charged with governance;
- enquiring of management as to actual and potential litigation and claims;
- reviewing correspondence with HMRC.

**REPORT OF THE INDEPENDENT AUDITORS TO THE TRUSTEES OF  
TELFORD AND WREKIN COUNCIL FOR VOLUNTARY  
SERVICE**

There are inherent limitations in our audit procedures described above. The more removed that laws and regulations are from financial transactions, the less likely it is that we would become aware of non-compliance. Auditing standards also limit the audit procedures required to identify non-compliance with laws and regulations to enquiry of the directors and other management and the inspection of regulatory and legal correspondence, if any.

Material misstatements that arise due to fraud can be harder to detect than those that arise from error as they may involve deliberate concealment or collusion.

A further description of our responsibilities for the audit of the financial statements is located on the Financial Reporting Council's website at [www.frc.org.uk/auditorsresponsibilities](http://www.frc.org.uk/auditorsresponsibilities). This description forms part of our Report of the Independent Auditors.

**Use of our report**

This report is made solely to the charitable company's trustees, as a body, in accordance with Part 4 of the Charities (Accounts and Reports) Regulations 2008. Our audit work has been undertaken so that we might state to the charitable company's trustees those matters we are required to state to them in an auditors' report and for no other purpose. To the fullest extent permitted by law, we do not accept or assume responsibility to anyone other than the charitable company and the charitable company's trustees as a body, for our audit work, for this report, or for the opinions we have formed.

DRE + Co

D.R.E. & Co. (Audit) Limited  
Eligible to act as an auditor in terms of Section 1212 of the Companies Act 2006  
7 Lower Brook Street  
Oswestry  
Shropshire  
SY11 2HG

1 December 2021

**TELFORD AND WREKIN COUNCIL FOR VOLUNTARY SERVICE**

**STATEMENT OF FINANCIAL ACTIVITIES**  
**FOR THE YEAR ENDED 31 MARCH 2021**

|                                    | Notes | Unrestricted funds<br>£ | Restricted funds<br>£ | Endowment funds<br>£ | 31.3.21<br>Total funds<br>£ | 31.3.20<br>Total funds<br>£ |
|------------------------------------|-------|-------------------------|-----------------------|----------------------|-----------------------------|-----------------------------|
| <b>INCOME AND ENDOWMENTS FROM</b>  |       |                         |                       |                      |                             |                             |
| Contract income                    | 2     | 36,073                  | 718,022               | -                    | 754,095                     | 695,836                     |
| Fundraising activities             | 3     | 1,796                   | 17,288                | -                    | 19,084                      | 22,133                      |
| Investment income                  | 4     | 135                     | 3,954                 | 4,890                | 8,979                       | 10,122                      |
| Other income                       | 5     | 47,652                  | -                     | -                    | 47,652                      | 63,493                      |
| <b>Total</b>                       |       | <b>85,656</b>           | <b>739,264</b>        | <b>4,890</b>         | <b>829,810</b>              | <b>791,584</b>              |
| <b>EXPENDITURE ON</b>              |       |                         |                       |                      |                             |                             |
| Raising funds                      | 6     | 77                      | 1,301                 | 1,609                | 2,987                       | 2,804                       |
| <b>Charitable activities</b>       | 7     |                         |                       |                      |                             |                             |
| Voluntary services                 |       | 69,879                  | 700,198               | -                    | 770,077                     | 814,262                     |
| <b>Total</b>                       |       | <b>69,956</b>           | <b>701,499</b>        | <b>1,609</b>         | <b>773,064</b>              | <b>817,066</b>              |
| Net gains/(losses) on investments  |       | -                       | 26,002                | 32,155               | 58,157                      | (28,334)                    |
| <b>NET INCOME/(EXPENDITURE)</b>    |       | <b>15,700</b>           | <b>63,767</b>         | <b>35,436</b>        | <b>114,903</b>              | <b>(53,816)</b>             |
| Transfers between funds            | 19    | 59,566                  | 252                   | (59,818)             | -                           | -                           |
| <b>Net movement in funds</b>       |       | <b>75,266</b>           | <b>64,019</b>         | <b>(24,382)</b>      | <b>114,903</b>              | <b>(53,816)</b>             |
| <b>RECONCILIATION OF FUNDS</b>     |       |                         |                       |                      |                             |                             |
| <b>Total funds brought forward</b> |       | <b>218,914</b>          | <b>474,552</b>        | <b>289,897</b>       | <b>983,363</b>              | <b>1,037,179</b>            |
| <b>TOTAL FUNDS CARRIED FORWARD</b> |       | <b>294,180</b>          | <b>538,571</b>        | <b>265,515</b>       | <b>1,098,266</b>            | <b>983,363</b>              |

The notes form part of these financial statements

**TELFORD AND WREKIN COUNCIL FOR VOLUNTARY SERVICE**

**BALANCE SHEET**  
**31 MARCH 2021**

|                                              | Notes | Unrestricted funds<br>£ | Restricted funds<br>£ | Endowment funds<br>£ | 31.3.21<br>Total funds<br>£ | 31.3.20<br>Total funds<br>£ |
|----------------------------------------------|-------|-------------------------|-----------------------|----------------------|-----------------------------|-----------------------------|
| <b>FIXED ASSETS</b>                          |       |                         |                       |                      |                             |                             |
| Tangible assets                              | 14    | 553,253                 | 83,073                | -                    | 636,326                     | 653,999                     |
| Investments                                  | 15    | -                       | 153,298               | 189,574              | 342,872                     | 292,269                     |
|                                              |       | <u>553,253</u>          | <u>236,371</u>        | <u>189,574</u>       | <u>979,198</u>              | <u>946,268</u>              |
| <b>CURRENT ASSETS</b>                        |       |                         |                       |                      |                             |                             |
| Debtors                                      | 16    | 140,914                 | -                     | -                    | 140,914                     | 36,427                      |
| Cash at bank and in hand                     |       | (221,230)               | 302,202               | 75,941               | 156,913                     | 166,764                     |
|                                              |       | <u>(80,316)</u>         | <u>302,202</u>        | <u>75,941</u>        | <u>297,827</u>              | <u>203,191</u>              |
| <b>CREDITORS</b>                             |       |                         |                       |                      |                             |                             |
| Amounts falling due within one year          | 17    | (135,259)               | -                     | -                    | (135,259)                   | (114,554)                   |
|                                              |       | <u>(135,259)</u>        | <u>302,202</u>        | <u>75,941</u>        | <u>162,568</u>              | <u>88,637</u>               |
| <b>NET CURRENT ASSETS</b>                    |       |                         |                       |                      |                             |                             |
|                                              |       | <u>(215,575)</u>        | <u>302,202</u>        | <u>75,941</u>        | <u>162,568</u>              | <u>88,637</u>               |
| <b>TOTAL ASSETS LESS CURRENT LIABILITIES</b> |       |                         |                       |                      |                             |                             |
|                                              |       | <u>337,678</u>          | <u>538,573</u>        | <u>265,515</u>       | <u>1,141,766</u>            | <u>1,034,905</u>            |
| <b>PENSION LIABILITY</b>                     |       |                         |                       |                      |                             |                             |
|                                              | 20    | (43,500)                | -                     | -                    | (43,500)                    | (51,542)                    |
|                                              |       | <u>(43,500)</u>         | <u>538,573</u>        | <u>265,515</u>       | <u>1,098,266</u>            | <u>983,363</u>              |
| <b>NET ASSETS</b>                            |       |                         |                       |                      |                             |                             |
|                                              |       | <u>294,178</u>          | <u>538,573</u>        | <u>265,515</u>       | <u>1,098,266</u>            | <u>983,363</u>              |
| <b>FUNDS</b>                                 |       |                         |                       |                      |                             |                             |
|                                              | 19    |                         |                       |                      | 294,178                     | 218,914                     |
| Unrestricted funds                           |       |                         |                       |                      | 538,573                     | 474,552                     |
| Restricted funds                             |       |                         |                       |                      | 265,515                     | 289,897                     |
| Endowment funds                              |       |                         |                       |                      |                             |                             |
|                                              |       |                         |                       |                      | <u>1,098,266</u>            | <u>983,363</u>              |
| <b>TOTAL FUNDS</b>                           |       |                         |                       |                      |                             |                             |
|                                              |       |                         |                       |                      | <u>1,098,266</u>            | <u>983,363</u>              |

The charitable company is entitled to exemption from audit under Section 477 of the Companies Act 2006 for the year ended 31 March 2021.

The members have not deposited notice, pursuant to Section 476 of the Companies Act 2006 requiring an audit of these financial statements.

The trustees acknowledge their responsibilities for

- ensuring that the charitable company keeps accounting records that comply with Sections 386 and 387 of the Companies Act 2006 and
- preparing financial statements which give a true and fair view of the state of affairs of the charitable company at the end of each financial year and of its surplus or deficit for each financial year in accordance with the requirements of Sections 394 and 395 and which otherwise comply with the requirements of the Companies Act 2006 relating to financial statements, so far as applicable to the charitable company.

These financial statements have been audited under the requirements of Section 145 of the Charities Act 2011.

The notes form part of these financial statements

**TELFORD AND WREKIN COUNCIL FOR VOLUNTARY  
SERVICE (REGISTERED NUMBER: 02436644)**

**BALANCE SHEET - continued**  
**31 MARCH 2021**

These financial statements have been prepared in accordance with the provisions applicable to charitable companies subject to the small companies regime.

The financial statements were approved by the Board of Trustees and authorised for issue on 1 December 2021 and were signed on its behalf by:



C E Roberts - Trustee

**TELFORD AND WREKIN COUNCIL FOR VOLUNTARY SERVICE**

**CASH FLOW STATEMENT**  
**FOR THE YEAR ENDED 31 MARCH 2021**

|                                                                           | Notes | 31.3.21<br>£          | 31.3.20<br>£          |
|---------------------------------------------------------------------------|-------|-----------------------|-----------------------|
| <b>Cash flows from operating activities</b>                               |       |                       |                       |
| Cash generated from operations                                            | 1     | <u>(29,666)</u>       | <u>(4,144)</u>        |
| Net cash used in operating activities                                     |       | <u>(29,666)</u>       | <u>(4,144)</u>        |
| <b>Cash flows from investing activities</b>                               |       |                       |                       |
| Purchase of tangible fixed assets                                         |       | -                     | (54,947)              |
| Purchase of fixed asset investments                                       |       | (31,085)              | (28,468)              |
| Sale of fixed asset investments                                           |       | 38,640                | 21,497                |
| Interest received                                                         |       | 8,979                 | 10,122                |
| Net cash provided by/(used in) investing activities                       |       | <u>16,534</u>         | <u>(51,796)</u>       |
| <b>Cash flows from financing activities</b>                               |       |                       |                       |
| Income attributable to endowment                                          |       | 4,890                 | -                     |
| Expenditure attributable to endowment                                     |       | (1,609)               | (1,550)               |
| Net cash provided by/(used in) financing activities                       |       | <u>3,281</u>          | <u>(1,550)</u>        |
| <b>Change in cash and cash equivalents in the reporting period</b>        |       | <u>(9,851)</u>        | <u>(57,490)</u>       |
| <b>Cash and cash equivalents at the beginning of the reporting period</b> |       | <u>166,764</u>        | <u>224,254</u>        |
| <b>Cash and cash equivalents at the end of the reporting period</b>       |       | <u><u>156,913</u></u> | <u><u>166,764</u></u> |

The notes form part of these financial statements

**TELFORD AND WREKIN COUNCIL FOR VOLUNTARY SERVICE**

**NOTES TO THE CASH FLOW STATEMENT FOR THE YEAR ENDED 31 MARCH 2021**

**1. RECONCILIATION OF NET INCOME/(EXPENDITURE) TO NET CASH FLOW FROM OPERATING ACTIVITIES**

|                                                                                                         | 31.3.21<br>£           | 31.3.20<br>£          |
|---------------------------------------------------------------------------------------------------------|------------------------|-----------------------|
| <b>Net income/(expenditure) for the reporting period (as per the Statement of Financial Activities)</b> | <b>114,903</b>         | <b>(53,816)</b>       |
| <b>Adjustments for:</b>                                                                                 |                        |                       |
| Depreciation charges                                                                                    | 16,919                 | 15,808                |
| (Gain)/losses on investments                                                                            | (58,157)               | 28,334                |
| Loss on disposal of fixed assets                                                                        | 754                    | -                     |
| Interest received                                                                                       | (8,979)                | (10,122)              |
| Income attributable to endowment                                                                        | (4,890)                | -                     |
| Expenditure attributable to endowment                                                                   | 1,609                  | 1,550                 |
| Movement in pension liability                                                                           | (8,042)                | (10,984)              |
| (Increase)/decrease in debtors                                                                          | (104,488)              | 19,194                |
| Increase in creditors                                                                                   | 20,705                 | 5,892                 |
|                                                                                                         | <u>          </u>      | <u>          </u>     |
| <b>Net cash used in operations</b>                                                                      | <b><u>(29,666)</u></b> | <b><u>(4,144)</u></b> |

**2. ANALYSIS OF CHANGES IN NET FUNDS**

|                          | At 1.4.20<br>£        | Cash flow<br>£        | At 31.3.21<br>£       |
|--------------------------|-----------------------|-----------------------|-----------------------|
| <b>Net cash</b>          |                       |                       |                       |
| Cash at bank and in hand | 166,764               | (9,851)               | 156,913               |
|                          | <u>166,764</u>        | <u>(9,851)</u>        | <u>156,913</u>        |
| <b>Total</b>             | <b><u>166,764</u></b> | <b><u>(9,851)</u></b> | <b><u>156,913</u></b> |

**TELFORD AND WREKIN COUNCIL FOR VOLUNTARY SERVICE**

**NOTES TO THE FINANCIAL STATEMENTS FOR THE YEAR ENDED 31 MARCH 2021**

**1. ACCOUNTING POLICIES**

**Basis of preparing the financial statements**

The financial statements of the charitable company, which is a public benefit entity under FRS 102, have been prepared in accordance with the Charities SORP (FRS 102) 'Accounting and Reporting by Charities: Statement of Recommended Practice applicable to charities preparing their accounts in accordance with the Financial Reporting Standard applicable in the UK and Republic of Ireland (FRS 102) (effective 1 January 2019)', Financial Reporting Standard 102 'The Financial Reporting Standard applicable in the UK and Republic of Ireland' and the Companies Act 2006. The financial statements have been prepared under the historical cost convention with the exception of investments which are included at market value.

The financial statements are for the individual entity only.

The financial statements are presented in Sterling (£), rounded to the nearest £1.

**Company status**

The charity is a company limited by guarantee. The members of the company are the Trustees named on page 1. In the event of the charity being wound up, the liability in respect of the guarantee is limited to £1 per member of the charity.

**Income**

All income is recognised in the Statement of Financial Activities once the charity has entitlement to the funds, it is probable that the income will be received and the amount can be measured reliably.

Income from government and other grants, whether 'capital' grants or 'revenue' grants is recognised when the charity has entitlement to the funds, and performance conditions attached to the grants have been met, it is probable that the income will be received and the amount can be measured reliably.

During the year, the charity received government grants of £13,289 under the Coronavirus Job Retention Scheme (CJRS), which is recognised in income.

**Expenditure**

Liabilities are recognised as expenditure as soon as there is a legal or constructive obligation committing the charity to that expenditure, it is probable that a transfer of economic benefits will be required in settlement and the amount of the obligation can be measured reliably. Expenditure is accounted for on an accruals basis and has been classified under headings that aggregate all cost related to the category. Where costs cannot be directly attributed to particular headings they have been allocated to activities on a basis consistent with the use of resources.

Grants payable are charged in the year when the offer is made except in those where the offer is conditional, such grants being recognised as expenditure when the conditions attaching are fulfilled. Grants offered subject to conditions which have not been met at the year end are noted as a commitment, but not accrued as expenditure.

**Allocation and apportionment of costs**

Invoiced costs and staff time are directly allocated to the fund to which they relate.

Management time is recharged on a pro rata basis based on the levels of staff costs attributed to each fund.

Room hire and the use of facilities at the Glebe Centre are recharged to funds on the same basis as they are charged to external users of the facilities.

**Fixed assets**

Tangible assets are stated at cost (or deemed cost) less accumulated depreciation and accumulated impairment losses. Cost includes the original purchase price, costs directly attributable to bringing the asset to its working condition for its intended use, dismantling and restoration costs and borrowing costs capitalised.

**TELFORD AND WREKIN COUNCIL FOR VOLUNTARY SERVICE**

**NOTES TO THE FINANCIAL STATEMENTS - continued**  
**FOR THE YEAR ENDED 31 MARCH 2021**

**1. ACCOUNTING POLICIES - continued**

**Fixed assets**

Depreciation is provided at the following annual rates in order to write off each asset over its estimated useful life or, if held under a finance lease, over the lease term, whichever is shorter:

|                   |                                    |
|-------------------|------------------------------------|
| Freehold land     | - not provided                     |
| Freehold property | - 2% straight line                 |
| Office equipment  | - 10%, 12.5% and 33% straight line |

**Investments**

Investments are stated at market value at the balance sheet date. The Statement of Financial Activities includes the net gains and losses arising on revaluations and disposals throughout the year.

**Taxation**

The charity is exempt from corporation tax on its charitable activities.

**Fund accounting**

General funds are unrestricted funds which are available for use at the discretion of the trustees in furtherance of the general objectives of the charity and which have not been designated for other purposes.

Designated funds comprise unrestricted funds that have been set aside by the trustees for particular purposes. The aim and use of each designated fund is set out in the notes to the financial statements.

Restricted funds are funds which are to be used in accordance with specific restrictions imposed by donors or which have been raised by the charity for particular purposes. The costs of raising and administering such funds are charged against the specific fund. The aim and use of each restricted fund is set out in the notes to the financial statements.

Investment income, gains and losses are allocated to the appropriate fund.

**Operating leases**

Rentals paid under operating leases are charged to the Statement of Financial Activities on a straight line basis over the period of the lease.

**Pensions**

The charity operates a defined benefits pension scheme. The scheme is a multi-employer scheme where it is not possible, in the normal course of events, to identify on a consistent and reasonable basis, the share of underlying assets and liabilities belonging to individual participating employers. Therefore, as required by paragraph 28.11 of FRS 102, the charity accounts for this scheme as if it was a defined contribution scheme. The amount charged to the Statement of Financial Activities represents contributions payable to the scheme in respect of the accounting period.

**Financial instruments**

The charity has chosen to adopt Sections 11 and 12 of FRS 102 in respect of financial instruments.

**(i) Financial assets**

Basic financial assets, including trade and other debtors and cash and bank balances, are initially recognised at transaction price, unless the arrangement constitutes a financing transaction, where the transaction is measured at the present value of the future receipts discounted at a market rate of interest.

Such assets are subsequently carried at amortised cost using the effective interest method.

At the end of each reporting period financial assets measured at amortised cost are assessed for objective evidence of impairment. If an asset is impaired the impairment loss is the difference between the carrying amount and the present value of the estimated cash flows discounted at the asset's original effective interest rate. The impairment loss is recognised in profit or loss.

**TELFORD AND WREKIN COUNCIL FOR VOLUNTARY SERVICE**

**NOTES TO THE FINANCIAL STATEMENTS - continued**  
**FOR THE YEAR ENDED 31 MARCH 2021**

**1. ACCOUNTING POLICIES - continued**

**Financial instruments**

If there is a decrease in the impairment loss arising from an event occurring after the impairment was recognised, the impairment is reversed. The reversal is such that the current carrying amount does not exceed what the carrying amount would have been had the impairment not previously been recognised. The impairment reversal is recognised in profit or loss.

Financial assets are derecognised when (a) the contractual rights to the cash flows from the asset expire or are settled, or (b) substantially all the risks and rewards of the ownership of the asset are transferred to another party, or (c) despite having retained some significant risks and rewards of ownership, control of the asset has been transferred to another party who has the practical ability to unilaterally sell the asset to an unrelated third party without imposing additional restrictions.

**(ii) Financial liabilities**

Basic financial liabilities, including trade and other creditors, are initially recognised at transaction price, unless the arrangement constitutes a financing transaction, where the debt instrument is measured at the present value of the future receipts discounted at a market rate of interest.

Debt instruments are subsequently carried at amortised cost, using the effective interest rate method. Fees paid on the establishment of loan facilities are recognised as transaction costs of the loan to the extent that it is probable that some or all of the facility will be drawn down. In this case, the fee is deferred until the draw-down occurs. To the extent there is no evidence that it is probable that some or all of the facility will be drawn down, the fee is capitalised as a pre-payment for liquidity services and amortised over the period of the facility to which it relates.

Trade payables are obligations to pay for goods or services that have been acquired in the ordinary course of business from suppliers. Accounts payable are classified as current liabilities if payment is due within one year or less. If not, they are presented as non-current liabilities. Trade payables are recognised initially at transaction price and subsequently measured at amortised cost using the effective interest method.

Financial liabilities are derecognised when the liability is extinguished, that is when the contractual obligation is discharged, cancelled or expires.

**TELFORD AND WREKIN COUNCIL FOR VOLUNTARY SERVICE**

**NOTES TO THE FINANCIAL STATEMENTS - continued**  
**FOR THE YEAR ENDED 31 MARCH 2021**

**2. CONTRACT INCOME**

|           | 31.3.21        | 31.3.20        |
|-----------|----------------|----------------|
|           | £              | £              |
| Contracts | 691,110        | 616,190        |
| Services  | 2,124          | 17,014         |
| Grants    | 60,861         | 62,632         |
|           | <u>754,095</u> | <u>695,836</u> |

Grants received, included in the above, are as follows:

|              | 31.3.21       | 31.3.20       |
|--------------|---------------|---------------|
|              | £             | £             |
| Other grants | <u>60,861</u> | <u>62,632</u> |

**3. FUNDRAISING ACTIVITIES**

|                    | 31.3.21       | 31.3.20       |
|--------------------|---------------|---------------|
|                    | £             | £             |
| Fundraising events | <u>19,084</u> | <u>22,133</u> |

**4. INVESTMENT INCOME**

|                          | 31.3.21      | 31.3.20       |
|--------------------------|--------------|---------------|
|                          | £            | £             |
| Deposit account interest | 135          | 413           |
| Investment income        | 8,844        | 9,709         |
|                          | <u>8,979</u> | <u>10,122</u> |

**5. OTHER INCOME**

|                          | 31.3.21       | 31.3.20       |
|--------------------------|---------------|---------------|
|                          | £             | £             |
| Service charges received | 47,252        | 63,093        |
| Other incoming resources | 400           | 400           |
|                          | <u>47,652</u> | <u>63,493</u> |

**TELFORD AND WREKIN COUNCIL FOR VOLUNTARY SERVICE**

**NOTES TO THE FINANCIAL STATEMENTS - continued**  
**FOR THE YEAR ENDED 31 MARCH 2021**

**6. RAISING FUNDS**

**Other trading activities**

|           |                |                |
|-----------|----------------|----------------|
|           | <b>31.3.21</b> | <b>31.3.20</b> |
|           | £              | £              |
| Bad debts | 77             | -              |
|           | <u>77</u>      | <u>-</u>       |

**Investment management costs**

|                      |                |                |
|----------------------|----------------|----------------|
|                      | <b>31.3.21</b> | <b>31.3.20</b> |
|                      | £              | £              |
| Portfolio management | 2,910          | 2,804          |
|                      | <u>2,910</u>   | <u>2,804</u>   |
| Aggregate amounts    | <u>2,987</u>   | <u>2,804</u>   |

**7. CHARITABLE ACTIVITIES COSTS**

|                    |                      |                                       |                |
|--------------------|----------------------|---------------------------------------|----------------|
|                    | Direct<br>Costs<br>£ | Support<br>costs (see<br>note 9)<br>£ | Totals<br>£    |
| Voluntary services | <u>631,018</u>       | <u>139,059</u>                        | <u>770,077</u> |

**8. GRANTS PAYABLE**

|                    |                |                |
|--------------------|----------------|----------------|
|                    | <b>31.3.21</b> | <b>31.3.20</b> |
|                    | £              | £              |
| Voluntary services | -              | 3,084          |
|                    | <u>-</u>       | <u>3,084</u>   |

**9. SUPPORT COSTS**

|                    |                 |              |                          |                |
|--------------------|-----------------|--------------|--------------------------|----------------|
|                    | Management<br>£ | Finance<br>£ | Governance<br>costs<br>£ | Totals<br>£    |
| Voluntary services | <u>132,413</u>  | <u>10</u>    | <u>6,636</u>             | <u>139,059</u> |

**10. NET INCOME/(EXPENDITURE)**

Net income/(expenditure) is stated after charging/(crediting):

|                                     |                |                |
|-------------------------------------|----------------|----------------|
|                                     | <b>31.3.21</b> | <b>31.3.20</b> |
|                                     | £              | £              |
| Auditors' remuneration              | 6,636          | 6,186          |
| Depreciation - owned assets         | 16,919         | 15,808         |
| Hire of plant and machinery         | 2,984          | 3,295          |
| Other operating leases              | 166            | 218            |
| Deficit on disposal of fixed assets | 754            | -              |
|                                     | <u>27,542</u>  | <u>28,717</u>  |

**TELFORD AND WREKIN COUNCIL FOR VOLUNTARY SERVICE**

**NOTES TO THE FINANCIAL STATEMENTS - continued**  
**FOR THE YEAR ENDED 31 MARCH 2021**

**11. TRUSTEES' REMUNERATION AND BENEFITS**

There were no trustees' remuneration or other benefits for the year ended 31 March 2021 nor for the year ended 31 March 2020.

**Trustees' expenses**

There were no trustees' expenses for the year ended 31 March 2021 nor for the year ended 31 March 2020.

**12. STAFF COSTS**

|                       | 31.3.21        | 31.3.20        |
|-----------------------|----------------|----------------|
|                       | £              | £              |
| Wages and salaries    | 535,985        | 551,546        |
| Social security costs | 23,477         | 28,973         |
| Other pension costs   | 10,900         | 9,378          |
|                       | <u>570,362</u> | <u>589,897</u> |

The average monthly number of employees during the year was as follows:

|                  | 31.3.21   | 31.3.20   |
|------------------|-----------|-----------|
| Administrative   | 5         | 5         |
| Service delivery | 24        | 29        |
|                  | <u>29</u> | <u>34</u> |

The average number of full-time equivalent employees (including casual and part-time staff) during the year was 20.03 (2020: 17.39).

No employee received emoluments in excess of £60,000.

Total key management personnel remuneration was £127,389 (2020: £125,554).

**13. COMPARATIVES FOR THE STATEMENT OF FINANCIAL ACTIVITIES**

|                                   | Unrestricted funds | Restricted funds | Endowment funds | Total funds    |
|-----------------------------------|--------------------|------------------|-----------------|----------------|
|                                   | £                  | £                | £               | £              |
| <b>INCOME AND ENDOWMENTS FROM</b> |                    |                  |                 |                |
| Contract income                   | 5,209              | 690,627          | -               | 695,836        |
| Fundraising activities            | 2,111              | 20,022           | -               | 22,133         |
| Investment income                 | 5,781              | 4,341            | -               | 10,122         |
| Other income                      | 62,723             | 770              | -               | 63,493         |
| <b>Total</b>                      | <u>75,824</u>      | <u>715,760</u>   | -               | <u>791,584</u> |
| <b>EXPENDITURE ON</b>             |                    |                  |                 |                |
| Raising funds                     | -                  | 1,254            | 1,550           | 2,804          |
| <b>Charitable activities</b>      |                    |                  |                 |                |
| Voluntary services                | 113,544            | 700,718          | -               | 814,262        |
| <b>Total</b>                      | <u>113,544</u>     | <u>701,972</u>   | 1,550           | <u>817,066</u> |

**TELFORD AND WREKIN COUNCIL FOR VOLUNTARY SERVICE**

**NOTES TO THE FINANCIAL STATEMENTS - continued**  
**FOR THE YEAR ENDED 31 MARCH 2021**

**13. COMPARATIVES FOR THE STATEMENT OF FINANCIAL ACTIVITIES - continued**

|                                    | Unrestricted<br>funds<br>£ | Restricted<br>funds<br>£ | Endowment<br>funds<br>£ | Total<br>funds<br>£ |
|------------------------------------|----------------------------|--------------------------|-------------------------|---------------------|
| Net gains/(losses) on investments  | -                          | (12,668)                 | (15,666)                | (28,334)            |
| <b>NET INCOME/(EXPENDITURE)</b>    | <b>(37,720)</b>            | <b>1,120</b>             | <b>(17,216)</b>         | <b>(53,816)</b>     |
| <b>Transfers between funds</b>     | <b>(3,357)</b>             | <b>3,357</b>             | <b>-</b>                | <b>-</b>            |
| <b>Net movement in funds</b>       | <b>(41,077)</b>            | <b>4,477</b>             | <b>(17,216)</b>         | <b>(53,816)</b>     |
| <b>RECONCILIATION OF FUNDS</b>     |                            |                          |                         |                     |
| <b>Total funds brought forward</b> | <b>259,991</b>             | <b>470,075</b>           | <b>307,113</b>          | <b>1,037,179</b>    |
| <b>TOTAL FUNDS CARRIED FORWARD</b> | <b>218,914</b>             | <b>474,552</b>           | <b>289,897</b>          | <b>983,363</b>      |

**14. TANGIBLE FIXED ASSETS**

|                        | Freehold<br>property<br>£ | Computer<br>equipment<br>£ | Totals<br>£ |
|------------------------|---------------------------|----------------------------|-------------|
| <b>COST</b>            |                           |                            |             |
| At 1 April 2020        | 694,589                   | 75,380                     | 769,969     |
| Disposals              | -                         | (24,431)                   | (24,431)    |
| At 31 March 2021       | 694,589                   | 50,949                     | 745,538     |
| <b>DEPRECIATION</b>    |                           |                            |             |
| At 1 April 2020        | 68,882                    | 47,088                     | 115,970     |
| Charge for year        | 12,745                    | 4,174                      | 16,919      |
| Eliminated on disposal | -                         | (23,677)                   | (23,677)    |
| At 31 March 2021       | 81,627                    | 27,585                     | 109,212     |
| <b>NET BOOK VALUE</b>  |                           |                            |             |
| At 31 March 2021       | 612,962                   | 23,364                     | 636,326     |
| At 31 March 2020       | 625,707                   | 28,292                     | 653,999     |

Included in cost or valuation of land and buildings is freehold land of £172,500 (2020 - £172,500) which is not depreciated.

**TELFORD AND WREKIN COUNCIL FOR VOLUNTARY SERVICE**

**NOTES TO THE FINANCIAL STATEMENTS - continued**  
**FOR THE YEAR ENDED 31 MARCH 2021**

**15. FIXED ASSET INVESTMENTS**

|                       | Listed<br>investments<br>£ |
|-----------------------|----------------------------|
| <b>MARKET VALUE</b>   |                            |
| At 1 April 2020       | 292,269                    |
| Additions             | 31,085                     |
| Disposals             | (37,025)                   |
| Revaluations          | 56,543                     |
|                       | <hr/>                      |
| At 31 March 2021      | 342,872                    |
|                       | <hr/>                      |
| <b>NET BOOK VALUE</b> |                            |
| At 31 March 2021      | 342,872                    |
|                       | <hr/> <hr/>                |
| At 31 March 2020      | 292,269                    |
|                       | <hr/> <hr/>                |

The split of investment assets between UK and non-UK is as follows:

|                          | 2021<br>£   | 2020<br>£   |
|--------------------------|-------------|-------------|
| UK investment assets     | 149,034     | 164,588     |
| Non-UK investment assets | 193,838     | 127,681     |
|                          | <hr/>       | <hr/>       |
|                          | 342,872     | 292,269     |
|                          | <hr/> <hr/> | <hr/> <hr/> |

The charity had the following material investments:

|                                | 2021<br>£ | 2020<br>£ |
|--------------------------------|-----------|-----------|
| Vanguard Funds PLC S&P 500 ETF | 22,875    | 16,813    |

If fixed asset investments had not been revalued they would have been included at the historic cost of £300,880.

**16. DEBTORS: AMOUNTS FALLING DUE WITHIN ONE YEAR**

|                                | 31.3.21<br>£ | 31.3.20<br>£ |
|--------------------------------|--------------|--------------|
| Trade debtors                  | 120,322      | 25,174       |
| Prepayments and accrued income | 20,592       | 11,253       |
|                                | <hr/>        | <hr/>        |
|                                | 140,914      | 36,427       |
|                                | <hr/> <hr/>  | <hr/> <hr/>  |

**TELFORD AND WREKIN COUNCIL FOR VOLUNTARY SERVICE**

**NOTES TO THE FINANCIAL STATEMENTS - continued**  
**FOR THE YEAR ENDED 31 MARCH 2021**

**17. CREDITORS: AMOUNTS FALLING DUE WITHIN ONE YEAR**

|                                 | <b>31.3.21</b> | 31.3.20        |
|---------------------------------|----------------|----------------|
|                                 | <b>£</b>       | £              |
| Trade creditors                 | 21,271         | 19,399         |
| Social security and other taxes | 8,997          | 7,122          |
| VAT                             | 15,469         | 11,890         |
| Other creditors                 | 6,369          | 3,465          |
| Accruals and deferred income    | 83,153         | 72,678         |
|                                 | <u>135,259</u> | <u>114,554</u> |

Included within accruals and deferred income is £71,158 (2020: £59,606) in respect of deferred income. This all relates to grant income received in advance of the year end for services to be provided after the year end.

**18. LEASING AGREEMENTS**

Minimum lease payments under non-cancellable operating leases fall due as follows:

|                            | <b>31.3.21</b> | 31.3.20       |
|----------------------------|----------------|---------------|
|                            | <b>£</b>       | £             |
| Within one year            | 4,555          | 8,217         |
| Between one and five years | 4,643          | 7,976         |
|                            | <u>9,198</u>   | <u>16,193</u> |

**TELFORD AND WREKIN COUNCIL FOR VOLUNTARY SERVICE**

**NOTES TO THE FINANCIAL STATEMENTS - continued**  
**FOR THE YEAR ENDED 31 MARCH 2021**

**19. MOVEMENT IN FUNDS**

|                               | At 1.4.20<br>£        | Net<br>movement<br>in funds<br>£ | Transfers<br>between<br>funds<br>£ | At<br>31.3.21<br>£      |
|-------------------------------|-----------------------|----------------------------------|------------------------------------|-------------------------|
| <b>Unrestricted funds</b>     |                       |                                  |                                    |                         |
| General Fund                  | 108,732               | 15,698                           | 74,790                             | 199,220                 |
| Employment Reserve            | 110,182               | -                                | (15,224)                           | 94,958                  |
|                               | <u>218,914</u>        | <u>15,698</u>                    | <u>59,566</u>                      | <u>294,178</u>          |
| <b>Restricted funds</b>       |                       |                                  |                                    |                         |
| Glebe Refurbishment           | 78,157                | (5,687)                          | -                                  | 72,470                  |
| All Age Carers Service        | 219,456               | (2,620)                          | 22,753                             | 239,589                 |
| IASS Telford                  | 22,502                | 271                              | -                                  | 22,773                  |
| Young Carers                  | 52,492                | 24,139                           | (23,657)                           | 52,974                  |
| Grassroots Endowment Income   | 2,950                 | 28,655                           | -                                  | 31,605                  |
| Adult Carers Reserve          | 55,455                | 1,629                            | -                                  | 57,084                  |
| Young Carers                  | -                     | 6,758                            | -                                  | 6,758                   |
| Better Care Fund              | -                     | 340                              | (340)                              | -                       |
| Building Better Opportunities | -                     | (252)                            | 252                                | -                       |
| Telford Autism Hub            | 11,920                | 5,784                            | -                                  | 17,704                  |
| Wellbeing Hubs Network        | 493                   | -                                | -                                  | 493                     |
| IASP                          | 28,953                | 485                              | -                                  | 29,438                  |
| Community Cafe                | 2,174                 | 5,511                            | -                                  | 7,685                   |
| Independent Living Centre     | -                     | (1,244)                          | 1,244                              | -                       |
|                               | <u>474,552</u>        | <u>63,769</u>                    | <u>252</u>                         | <u>538,573</u>          |
| <b>Endowment funds</b>        |                       |                                  |                                    |                         |
| TDC Endowment Fund            | 156,552               | 35,436                           | (59,818)                           | 132,170                 |
| Grassroots Endowment Fund     | 133,345               | -                                | -                                  | 133,345                 |
|                               | <u>289,897</u>        | <u>35,436</u>                    | <u>(59,818)</u>                    | <u>265,515</u>          |
| <b>TOTAL FUNDS</b>            | <u><u>983,363</u></u> | <u><u>114,903</u></u>            | <u><u>-</u></u>                    | <u><u>1,098,266</u></u> |

**TELFORD AND WREKIN COUNCIL FOR VOLUNTARY SERVICE**

**NOTES TO THE FINANCIAL STATEMENTS - continued**  
**FOR THE YEAR ENDED 31 MARCH 2021**

**19. MOVEMENT IN FUNDS - continued**

Net movement in funds, included in the above are as follows:

|                               | Incoming<br>resources<br>£ | Resources<br>expended<br>£ | Gains and<br>losses<br>£ | Movement<br>in funds<br>£ |
|-------------------------------|----------------------------|----------------------------|--------------------------|---------------------------|
| <b>Unrestricted funds</b>     |                            |                            |                          |                           |
| General Fund                  | 85,656                     | (69,958)                   | -                        | 15,698                    |
| <b>Restricted funds</b>       |                            |                            |                          |                           |
| Glebe Refurbishment           | -                          | (5,687)                    | -                        | (5,687)                   |
| All Age Carers Service        | 291,838                    | (294,458)                  | -                        | (2,620)                   |
| IASS Telford                  | 73,998                     | (73,727)                   | -                        | 271                       |
| Young Carers                  | 94,292                     | (70,153)                   | -                        | 24,139                    |
| Grassroots Endowment Income   | 3,954                      | (1,301)                    | 26,002                   | 28,655                    |
| Adult Carers Reserve          | 7,374                      | (5,745)                    | -                        | 1,629                     |
| Young Carers                  | 12,473                     | (5,715)                    | -                        | 6,758                     |
| Better Care Fund              | 30,000                     | (29,660)                   | -                        | 340                       |
| Building Better Opportunities | 28,298                     | (28,550)                   | -                        | (252)                     |
| Telford Autism Hub            | 100,343                    | (94,559)                   | -                        | 5,784                     |
| IASP                          | 27,882                     | (27,397)                   | -                        | 485                       |
| Community Cafe                | 23,799                     | (18,288)                   | -                        | 5,511                     |
| Youth Endowment Fund          | 11,680                     | (11,680)                   | -                        | -                         |
| Independent Living Centre     | 33,333                     | (34,577)                   | -                        | (1,244)                   |
|                               | <u>739,264</u>             | <u>(701,497)</u>           | <u>26,002</u>            | <u>63,769</u>             |
| <b>Endowment funds</b>        |                            |                            |                          |                           |
| TDC Endowment Fund            | 4,890                      | (1,609)                    | 32,155                   | 35,436                    |
|                               | <u>829,810</u>             | <u>(773,064)</u>           | <u>58,157</u>            | <u>114,903</u>            |

**TELFORD AND WREKIN COUNCIL FOR VOLUNTARY SERVICE**

**NOTES TO THE FINANCIAL STATEMENTS - continued**  
**FOR THE YEAR ENDED 31 MARCH 2021**

**19. MOVEMENT IN FUNDS - continued**

**Comparatives for movement in funds**

|                               | At 1.4.19<br>£          | Net<br>movement<br>in funds<br>£ | Transfers<br>between<br>funds<br>£ | At<br>31.3.20<br>£    |
|-------------------------------|-------------------------|----------------------------------|------------------------------------|-----------------------|
| <b>Unrestricted funds</b>     |                         |                                  |                                    |                       |
| General Fund                  | 152,270                 | (37,720)                         | (5,818)                            | 108,732               |
| Employment Reserve            | 107,721                 | -                                | 2,461                              | 110,182               |
|                               | <u>259,991</u>          | <u>(37,720)</u>                  | <u>(3,357)</u>                     | <u>218,914</u>        |
| <b>Restricted funds</b>       |                         |                                  |                                    |                       |
| Glebe Refurbishment           | 83,844                  | (5,687)                          | -                                  | 78,157                |
| All Age Carers Service        | 207,496                 | 10,572                           | 1,388                              | 219,456               |
| IASS Telford                  | 28,205                  | (5,703)                          | -                                  | 22,502                |
| STBG - Carers Grant           | 51,424                  | 4,031                            | -                                  | 55,455                |
| Young Carers                  | 47,535                  | 6,868                            | (1,911)                            | 52,492                |
| Grassroots Endowment Income   | 12,531                  | (9,581)                          | -                                  | 2,950                 |
| Better Care Fund              | -                       | (242)                            | 242                                | -                     |
| Building Better Opportunities | 63                      | (3,353)                          | 3,290                              | -                     |
| Telford Autism Hub            | 13,359                  | (1,506)                          | 67                                 | 11,920                |
| Wellbeing Hubs Network        | 623                     | (130)                            | -                                  | 493                   |
| IASP                          | 23,436                  | 5,517                            | -                                  | 28,953                |
| Dawley Town Council           | -                       | (281)                            | 281                                | -                     |
| Community Cafe                | 476                     | 1,698                            | -                                  | 2,174                 |
| Haberdashers                  | 1,083                   | (1,083)                          | -                                  | -                     |
|                               | <u>470,075</u>          | <u>1,120</u>                     | <u>3,357</u>                       | <u>474,552</u>        |
| <b>Endowment funds</b>        |                         |                                  |                                    |                       |
| TDC Endowment Fund            | 173,768                 | (17,216)                         | -                                  | 156,552               |
| Grassroots Endowment Fund     | 133,345                 | -                                | -                                  | 133,345               |
|                               | <u>307,113</u>          | <u>(17,216)</u>                  | <u>-</u>                           | <u>289,897</u>        |
| <b>TOTAL FUNDS</b>            | <u><u>1,037,179</u></u> | <u><u>(53,816)</u></u>           | <u><u>-</u></u>                    | <u><u>983,363</u></u> |

**TELFORD AND WREKIN COUNCIL FOR VOLUNTARY SERVICE**

**NOTES TO THE FINANCIAL STATEMENTS - continued**  
**FOR THE YEAR ENDED 31 MARCH 2021**

**19. MOVEMENT IN FUNDS - continued**

Comparative net movement in funds, included in the above are as follows:

|                               | Incoming<br>resources<br>£ | Resources<br>expended<br>£ | Gains and<br>losses<br>£ | Movement<br>in funds<br>£ |
|-------------------------------|----------------------------|----------------------------|--------------------------|---------------------------|
| <b>Unrestricted funds</b>     |                            |                            |                          |                           |
| General Fund                  | 75,824                     | (113,544)                  | -                        | (37,720)                  |
| <b>Restricted funds</b>       |                            |                            |                          |                           |
| Glebe Refurbishment           | -                          | (5,687)                    | -                        | (5,687)                   |
| All Age Carers Service        | 329,706                    | (319,134)                  | -                        | 10,572                    |
| IASS Telford                  | 69,165                     | (74,868)                   | -                        | (5,703)                   |
| STBG - Carers Grant           | 12,975                     | (8,944)                    | -                        | 4,031                     |
| Young Carers                  | 61,119                     | (54,251)                   | -                        | 6,868                     |
| Grassroots Endowment Income   | 4,341                      | (1,254)                    | (12,668)                 | (9,581)                   |
| Better Care Fund              | 30,001                     | (30,243)                   | -                        | (242)                     |
| Building Better Opportunities | 34,849                     | (38,202)                   | -                        | (3,353)                   |
| Telford Autism Hub            | 88,311                     | (89,817)                   | -                        | (1,506)                   |
| Wellbeing Hubs Network        | 130                        | (260)                      | -                        | (130)                     |
| IASP                          | 46,621                     | (41,104)                   | -                        | 5,517                     |
| Dawley Town Council           | 1,200                      | (1,481)                    | -                        | (281)                     |
| Community Cafe                | 31,925                     | (30,227)                   | -                        | 1,698                     |
| Haberdashers                  | 5,417                      | (6,500)                    | -                        | (1,083)                   |
|                               | <u>715,760</u>             | <u>(701,972)</u>           | <u>(12,668)</u>          | <u>1,120</u>              |
| <b>Endowment funds</b>        |                            |                            |                          |                           |
| TDC Endowment Fund            | -                          | (1,550)                    | (15,666)                 | (17,216)                  |
| <b>TOTAL FUNDS</b>            | <u>791,584</u>             | <u>(817,066)</u>           | <u>(28,334)</u>          | <u>(53,816)</u>           |

**TELFORD AND WREKIN COUNCIL FOR VOLUNTARY SERVICE**

**NOTES TO THE FINANCIAL STATEMENTS - continued**  
**FOR THE YEAR ENDED 31 MARCH 2021**

**19. MOVEMENT IN FUNDS - continued**

A current year 12 months and prior year 12 months combined position is as follows:

|                               | At 1.4.19<br>£   | Net<br>movement<br>in funds<br>£ | Transfers<br>between<br>funds<br>£ | At<br>31.3.21<br>£ |
|-------------------------------|------------------|----------------------------------|------------------------------------|--------------------|
| <b>Unrestricted funds</b>     |                  |                                  |                                    |                    |
| General Fund                  | 152,270          | (22,022)                         | 68,972                             | 199,220            |
| Employment Reserve            | 107,721          | -                                | (12,763)                           | 94,958             |
|                               | <u>259,991</u>   | <u>(22,022)</u>                  | <u>56,209</u>                      | <u>294,178</u>     |
| <b>Restricted funds</b>       |                  |                                  |                                    |                    |
| Glebe Refurbishment           | 83,844           | (11,374)                         | -                                  | 72,470             |
| All Age Carers Service        | 207,496          | 7,952                            | 24,141                             | 239,589            |
| IASS Telford                  | 28,205           | (5,432)                          | -                                  | 22,773             |
| STBG - Carers Grant           | 51,424           | 4,031                            | -                                  | 55,455             |
| Young Carers                  | 47,535           | 31,007                           | (25,568)                           | 52,974             |
| Grassroots Endowment Income   | 12,531           | 19,074                           | -                                  | 31,605             |
| Adult Carers Reserve          | -                | 1,629                            | -                                  | 1,629              |
| Young Carers                  | -                | 6,758                            | -                                  | 6,758              |
| Better Care Fund              | -                | 98                               | (98)                               | -                  |
| Building Better Opportunities | 63               | (3,605)                          | 3,542                              | -                  |
| Telford Autism Hub            | 13,359           | 4,278                            | 67                                 | 17,704             |
| Wellbeing Hubs Network        | 623              | (130)                            | -                                  | 493                |
| IASP                          | 23,436           | 6,002                            | -                                  | 29,438             |
| Dawley Town Council           | -                | (281)                            | 281                                | -                  |
| Community Cafe                | 476              | 7,209                            | -                                  | 7,685              |
| Haberdashers                  | 1,083            | (1,083)                          | -                                  | -                  |
| Independent Living Centre     | -                | (1,244)                          | 1,244                              | -                  |
|                               | <u>470,075</u>   | <u>64,889</u>                    | <u>3,609</u>                       | <u>538,573</u>     |
| <b>Endowment funds</b>        |                  |                                  |                                    |                    |
| TDC Endowment Fund            | 173,768          | 18,220                           | (59,818)                           | 132,170            |
| Grassroots Endowment Fund     | 133,345          | -                                | -                                  | 133,345            |
|                               | <u>307,113</u>   | <u>18,220</u>                    | <u>(59,818)</u>                    | <u>265,515</u>     |
| <b>TOTAL FUNDS</b>            | <u>1,037,179</u> | <u>61,087</u>                    | <u>-</u>                           | <u>1,098,266</u>   |

**TELFORD AND WREKIN COUNCIL FOR VOLUNTARY SERVICE**

**NOTES TO THE FINANCIAL STATEMENTS - continued**  
**FOR THE YEAR ENDED 31 MARCH 2021**

**19. MOVEMENT IN FUNDS - continued**

A current year 12 months and prior year 12 months combined net movement in funds, included in the above are as follows:

|                               | Incoming resources<br>£ | Resources expended<br>£ | Gains and losses<br>£ | Movement in funds<br>£ |
|-------------------------------|-------------------------|-------------------------|-----------------------|------------------------|
| <b>Unrestricted funds</b>     |                         |                         |                       |                        |
| General Fund                  | 161,480                 | (183,502)               | -                     | (22,022)               |
| <b>Restricted funds</b>       |                         |                         |                       |                        |
| Glebe Refurbishment           | -                       | (11,374)                | -                     | (11,374)               |
| All Age Carers Service        | 621,544                 | (613,592)               | -                     | 7,952                  |
| IASS Telford                  | 143,163                 | (148,595)               | -                     | (5,432)                |
| STBG - Carers Grant           | 12,975                  | (8,944)                 | -                     | 4,031                  |
| Young Carers                  | 155,411                 | (124,404)               | -                     | 31,007                 |
| Grassroots Endowment Income   | 8,295                   | (2,555)                 | 13,334                | 19,074                 |
| Adult Carers Reserve          | 7,374                   | (5,745)                 | -                     | 1,629                  |
| Young Carers                  | 12,473                  | (5,715)                 | -                     | 6,758                  |
| Better Care Fund              | 60,001                  | (59,903)                | -                     | 98                     |
| Building Better Opportunities | 63,147                  | (66,752)                | -                     | (3,605)                |
| Telford Autism Hub            | 188,654                 | (184,376)               | -                     | 4,278                  |
| Wellbeing Hubs Network        | 130                     | (260)                   | -                     | (130)                  |
| IASP                          | 74,503                  | (68,501)                | -                     | 6,002                  |
| Dawley Town Council           | 1,200                   | (1,481)                 | -                     | (281)                  |
| Community Cafe                | 55,724                  | (48,515)                | -                     | 7,209                  |
| Haberdashers                  | 5,417                   | (6,500)                 | -                     | (1,083)                |
| Youth Endowment Fund          | 11,680                  | (11,680)                | -                     | -                      |
| Independent Living Centre     | 33,333                  | (34,577)                | -                     | (1,244)                |
|                               | <u>1,455,024</u>        | <u>(1,403,469)</u>      | <u>13,334</u>         | <u>64,889</u>          |
| <b>Endowment funds</b>        |                         |                         |                       |                        |
| TDC Endowment Fund            | 4,890                   | (3,159)                 | 16,489                | 18,220                 |
|                               | <u>1,621,394</u>        | <u>(1,590,130)</u>      | <u>29,823</u>         | <u>61,087</u>          |

**Employment Reserve**

This represents a redundancy provision based upon a calculation of having to pay 3 months salary.

**Glebe Refurbishment**

This fund was created following the receipt of £100,000 from a local trust for the purpose of refurbishing and improving the Glebe Centre.

**All Age Carers Service**

Funded by Telford and Wrekin Council, the service provides information, advice and support to unpaid family carers. Service provision includes support groups, respite activities and individual support sessions.

**IASS Telford**

A county-wide project funded jointly by Telford and Wrekin Council and Shropshire Council. The service provides information, advice and support to parents and carers of children with special educational needs.

**STBG Carers Grant**

Funding is received from Telford and Wrekin Council for the purpose of making payments to carers as a means of providing them with time out for themselves. Any surplus can be carried forward to fund payments in future years.

**TELFORD AND WREKIN COUNCIL FOR VOLUNTARY SERVICE**

**NOTES TO THE FINANCIAL STATEMENTS - continued**  
**FOR THE YEAR ENDED 31 MARCH 2021**

**19. MOVEMENT IN FUNDS - continued**

**Young Carers**

Funded by Telford and Wrekin Council, this project supports children and young people who are in an unpaid caring role. The service provides information, advice, support and respite activities to Young Carers living in Telford.

**Grassroots Endowment Income**

Income from the investment of the Grassroots Endowment fund. The income is to provide small grants to local charities and voluntary sector groups to facilitate their work with the local community.

**Better Care Fund**

Income provided by Telford and Wrekin CCG to deliver a voluntary sector coordinators post. Working closely alongside GP surgeries, the post is based within the rapid response team supporting vulnerable adults to remain cared for out of hospital and in their community.

**Building Better Opportunities**

Jointly funded by the European Social Fund and the Big Lottery Fund to focus on tackling the root causes of poverty, promote social inclusion and drive local jobs and growth in Telford, the fund provides pre-employment support for disadvantaged people aged 19 and over who are not in work.

**Telford Autism Hub**

Funded by Telford and Wrekin CCG, the hub provides information, advice and guidance to people over the age of 16 years living with autism. The hub supports people to gain a diagnosis and to play an active part in their community. The hub provides access to appropriate housing, finance, education, volunteering and employment. The hub sub contracts to Autism West Midlands for expert person centred advice.

**Wellbeing Hubs Network**

A network of organisations providing peer support, wellbeing activities and information, advice and guidance for people living within their community.

**IASP**

Funding received from the National Children's Bureau to provide children and young people and their families with information, advice and guidance on special educational needs.

**Dawley Town Council**

One-off funding received from the parish council to provide wellbeing and peer support to family carers living within Dawley.

**Community Café**

A safe space providing meals to people needing support. A bespoke volunteer placement scheme supporting people to access workplace experience and to move into employment. The café provides information, advice and guidance within the community of Madeley.

**Independent Living Centre**

A space provided to offer both preventative and responsive support to individuals to enable them and their families to live well and safe in their community. Individuals are able to receive support around daily living as the centre offers wide ranging information, advice and signposting to address the needs of residents.

**Youth Endowment Fund**

The YEF funding is to attempt to put early intervention at the heart of efforts to tackle youth offending focussing on 10 to 14 year olds who are at risk of being drawn into crime and violence.

**TDC Endowment Fund**

The endowment was created in 1991 with the receipt of £100,000 from Telford Development Corporation to replace grant funding received previously. Income from the investments made are credited to unrestricted funds to support the core running costs of CVS.

**TELFORD AND WREKIN COUNCIL FOR VOLUNTARY SERVICE**

**NOTES TO THE FINANCIAL STATEMENTS - continued**  
**FOR THE YEAR ENDED 31 MARCH 2021**

**19. MOVEMENT IN FUNDS - continued**

**Grassroots Endowment Fund**

An Endowment Fund was created through a combination of donations and match funding from central government between 2008 and 2010. Income generated from the investment of the Endowment Fund is to be used to provide grants to local voluntary and community organisations.

**Transfers between funds**

Transfers between funds represent the recharges of management time and room hire as detailed in the allocation and apportionment of costs accounting policy, along with the partial release of the employment reserve to cover redundancy costs paid in the year and the use of general funds to cover any deficits in restricted funds at the year end.

**20. EMPLOYEE BENEFIT OBLIGATIONS**

**Scheme: TPT Retirement Solutions - The Growth Plan**

The charity participates in the scheme, a multi-employer scheme which provides benefits to some 950 non-associated employers. The scheme is a defined benefit scheme in the UK. It is not possible for the charity to obtain sufficient information to enable it to account for the scheme as a defined benefit scheme. Therefore, it accounts for the scheme as a defined contribution scheme.

The scheme is subject to the funding legislation outlined in the Pensions Act 2004 which came into force on 30 December 2005. This, together with documents issued by the Pensions Regulator and Technical Actuarial Standards issued by the Financial Reporting Council, set out the framework for funding defined benefit occupational pension schemes in the UK.

The scheme is classified as a 'last-man standing arrangement'. Therefore, the charity is potentially liable for other participating employers' obligations if those employers are unable to meet their share of the scheme deficit following withdrawal from the scheme. Participating employers are legally required to meet their share of the scheme deficit on an annuity purchase basis on withdrawal from the scheme.

A full actuarial valuation for the scheme was carried out with an effective date of 30 September 2017. This valuation showed assets of £794.9m, liabilities of £926.4m and a deficit of £131.5m. To eliminate this funding shortfall, the Trustee has asked the participating employers to pay additional contributions to the scheme as follows:

**Deficit contributions**

From 1 April 2019 to 31 January 2025: £11,243,000 per annum (payable monthly and increasing by 3% each year on 1 April)

Unless a concession has been agreed with the Trustee the term to 31 January 2025 applies.

Note that the scheme's previous valuation was carried out with an effective date of 30 September 2014. This valuation showed assets of £793.4m, liabilities of £969.9m and a deficit of £176.5m. To eliminate this funding shortfall, the Trustee has asked the participating employers to pay additional contributions to the scheme as follows:

**Deficit contributions**

From 1 April 2016 to 30 September 2025: £12,945,440 per annum (payable monthly and increasing by 3% each year on 1 April)

From 1 April 2016 to 30 September 2028: £54,560 per annum (payable monthly and increasing by 3% each year on 1 April)

The recovery plan contributes are allocated to each participating employer in line with estimated share of the Series 1 and Series 2 scheme liabilities.

**TELFORD AND WREKIN COUNCIL FOR VOLUNTARY SERVICE**

**NOTES TO THE FINANCIAL STATEMENTS - continued**  
**FOR THE YEAR ENDED 31 MARCH 2021**

**20. EMPLOYEE BENEFIT OBLIGATIONS - continued**

Where the scheme is in deficit and where the charity has agreed to a deficit funding arrangement, the charity recognises a liability for this obligation. The amount recognised is the net present value of the deficit reduction contributions payable under the agreement that relates to the deficit. The present value is calculated using the discount rate detailed in these disclosures. The unwinding of the discount rate is recognised as a finance cost.

**PRESENT VALUES OF PROVISION**

|                            | 31.3.21<br>(£s) | 31.3.20<br>(£s) | 31.3.19<br>(£s) |
|----------------------------|-----------------|-----------------|-----------------|
| Present value of provision | 43,500          | 51,542          | 62,525          |

**RECONCILIATION OF OPENING AND CLOSING PROVISIONS**

|                                                      | 31.3.21<br>(£s) | 31.3.20<br>(£s) |
|------------------------------------------------------|-----------------|-----------------|
| Provision at start of period                         | 51,542          | 62,525          |
| Unwinding of the discount factor (interest expense)  | 1,157           | 791             |
| Deficit contribution paid                            | (10,687)        | (10,376)        |
| Remeasurements - impact of any change in assumptions | 1,488           | (1,398)         |
| Provision at end of period                           | 43,500          | 51,542          |

**INCOME AND EXPENDITURE IMPACT**

|                                                      | 31.3.21<br>(£s) | 31.3.20<br>(£s) |
|------------------------------------------------------|-----------------|-----------------|
| Interest expense                                     | 1,157           | 791             |
| Remeasurements - impact of any change in assumptions | 1,488           | (1,398)         |

**ASSUMPTIONS**

|                  | 31.3.21<br>% per annum | 31.3.20<br>% per annum | 31.3.19<br>% per annum |
|------------------|------------------------|------------------------|------------------------|
| Rate of discount | 0.66                   | 2.53                   | 1.39                   |

The discount rates shown above are the equivalent single discount rates which, when used to discount the future recovery plan contributions due, would give the same results as using a full AA corporate bond yield curve to discount the same recovery plan contributions.

The following schedule details the deficit contributions agreed between the Association and the scheme at each year end period:

**DEFICIT CONTRIBUTIONS SCHEDULE**

| Year ending | 31.3.21<br>(£s) | 31.3.20<br>(£s) | 31.3.19<br>(£s) |
|-------------|-----------------|-----------------|-----------------|
| Year 1      | 11,008          | 10,687          | 10,376          |
| Year 2      | 11,338          | 11,008          | 10,687          |
| Year 3      | 11,679          | 11,338          | 11,008          |
| Year 4      | 10,024          | 11,679          | 11,338          |
| Year 5      | -               | 10,024          | 11,679          |
| Year 6      | -               | -               | 10,024          |

The charity must recognise a liability measured as the present value of the contributions payable that arise from the deficit recovery agreement and the resulting expense in the income and expenditure account i.e. the unwinding of the discount rate as a finance cost in the period in which it arises.

It is these contributions that have been used to derive the charity's balance sheet liability.

**TELFORD AND WREKIN COUNCIL FOR VOLUNTARY  
SERVICE**

**NOTES TO THE FINANCIAL STATEMENTS - continued  
FOR THE YEAR ENDED 31 MARCH 2021**

**21. RELATED PARTY DISCLOSURES**

During the year there were no related party transactions (2020: Trustee, Ms R C Evans, is a director of Meeting Point Trust Limited who invoiced the charity £91 in respect of services provided to the charity). There was no balance owed to Meeting Point Trust Limited at 31 March 2021 or 31 March 2020.

**22. POST BALANCE SHEET EVENTS**

After the year end and after obtaining all necessary clearances, the charity sold the property known as the Glebe Centre for £725,000. This property represents the entire fixed asset category of Freehold Property as shown in note 14.

**TELFORD AND WREKIN COUNCIL FOR VOLUNTARY SERVICE**

**DETAILED STATEMENT OF FINANCIAL ACTIVITIES FOR THE YEAR ENDED 31 MARCH 2021**

|                                        | 31.3.21<br>£ | 31.3.20<br>£ |
|----------------------------------------|--------------|--------------|
| <b>INCOME AND ENDOWMENTS</b>           |              |              |
| <b>Contract income</b>                 |              |              |
| Contracts                              | 691,110      | 616,190      |
| Services                               | 2,124        | 17,014       |
| Grants                                 | 60,861       | 62,632       |
|                                        | <hr/>        | <hr/>        |
|                                        | 754,095      | 695,836      |
| <br><b>Fundraising activities</b>      |              |              |
| Fundraising events                     | 19,084       | 22,133       |
| <br><b>Investment income</b>           |              |              |
| Deposit account interest               | 135          | 413          |
| Investment income                      | 8,844        | 9,709        |
|                                        | <hr/>        | <hr/>        |
|                                        | 8,979        | 10,122       |
| <br><b>Other income</b>                |              |              |
| Service charges received               | 47,252       | 63,093       |
| Other incoming resources               | 400          | 400          |
|                                        | <hr/>        | <hr/>        |
|                                        | 47,652       | 63,493       |
| <br><b>Total incoming resources</b>    | <hr/>        | <hr/>        |
|                                        | 829,810      | 791,584      |
| <br><b>EXPENDITURE</b>                 |              |              |
| <b>Other trading activities</b>        |              |              |
| Bad debts                              | 77           | -            |
| <br><b>Investment management costs</b> |              |              |
| Portfolio management                   | 2,910        | 2,804        |
| <br><b>Charitable activities</b>       |              |              |
| Wages                                  | 450,929      | 449,775      |
| Social security                        | 20,173       | 23,927       |
| Pensions                               | 6,291        | 7,487        |
| Hire of plant and machinery            | 2,984        | 3,295        |
| Insurance, rent, rates and power       | 56,287       | 43,565       |
| Telephone                              | 6,906        | 7,437        |
| Printing, postage & stationery         | 1,795        | 15,583       |
| Advertising                            | 610          | 110          |
| Sundries                               | 1,003        | 5,888        |
| Professional fees                      | 21,188       | 21,029       |
| Training                               | 3,354        | 5,451        |
| Service contracts                      | 10,699       | 19,596       |
| Carried forward                        | 582,219      | 603,143      |

**TELFORD AND WREKIN COUNCIL FOR VOLUNTARY SERVICE**

**DETAILED STATEMENT OF FINANCIAL ACTIVITIES FOR THE YEAR ENDED 31 MARCH 2021**

|                                                         | 31.3.21<br>£ | 31.3.20<br>£ |
|---------------------------------------------------------|--------------|--------------|
| <b>Charitable activities</b>                            |              |              |
| Brought forward                                         | 582,219      | 603,143      |
| Subscriptions & membership                              | 821          | 1,313        |
| DBS / payroll charges                                   | 527          | 723          |
| IT & website                                            | 22,043       | 16,162       |
| Activities                                              | 17,917       | 20,110       |
| Expenses                                                | 1,332        | 10,630       |
| Bank charges                                            | -            | 1            |
| Depreciation                                            | 6,159        | 6,159        |
| Grants paid                                             | -            | 3,084        |
|                                                         | <hr/>        | <hr/>        |
|                                                         | 631,018      | 661,325      |
| <b>Support costs</b>                                    |              |              |
| <b>Management</b>                                       |              |              |
| Wages                                                   | 85,056       | 101,771      |
| Social security                                         | 3,304        | 5,046        |
| Pensions                                                | 4,609        | 1,891        |
| Other operating leases                                  | 166          | 218          |
| Insurance, rent, rates & power                          | 6,636        | 6,189        |
| Telephone                                               | 1,481        | 1,695        |
| Printing, postage & stationery                          | 48           | 1,281        |
| Sundries                                                | 3,008        | 6,242        |
| Professional fees                                       | 3,701        | 407          |
| IT & website                                            | 8,560        | 6,848        |
| Subscriptions & membership                              | 35           | 359          |
| Service contracts                                       | 3,138        | 3,420        |
| Training                                                | -            | 515          |
| Depreciation                                            | 10,760       | 9,649        |
| Loss on sale of tangible fixed assets                   | 754          | -            |
| Interest on pension scheme liabilities                  | 1,157        | 791          |
|                                                         | <hr/>        | <hr/>        |
|                                                         | 132,413      | 146,322      |
| <b>Finance</b>                                          |              |              |
| Bank charges                                            | 10           | 429          |
| <b>Governance costs</b>                                 |              |              |
| Auditors' remuneration                                  | 6,636        | 6,186        |
|                                                         | <hr/>        | <hr/>        |
| Total resources expended                                | 773,064      | 817,066      |
| <b>Net income/(expenditure) before gains and losses</b> | <hr/>        | <hr/>        |
|                                                         | 56,746       | (25,482)     |
| <b>Realised recognised gains and losses</b>             |              |              |
| Realised gains/(losses) on fixed asset investments      | 1,615        | 120          |
| Unrealised gains/(losses) on fixed asset investments    | 56,542       | (28,454)     |
|                                                         | <hr/>        | <hr/>        |
| <b>Net income/(expenditure)</b>                         | 114,903      | (53,816)     |
|                                                         | <hr/> <hr/>  | <hr/> <hr/>  |

This page does not form part of the statutory financial statements