

# **Samlesbury Hall Trust**

## **Trustees' Report and Consolidated Financial Statements**

**For The Year Ended  
31 December 2023**

**SAMLESBURY HALL TRUST**

**CONTENTS**

---

|  | <b>Page</b> |
|--|-------------|
| Charity reference and administrative details   | 2           |
| Trustees’ annual report                        | 3           |
| Independent auditor’s report to the Trustees   | 7           |
| Consolidated statement of financial activities | 11          |
| Charity statement of financial activities      | 12          |
| Consolidated balance sheet                     | 13          |
| Charity balance sheet                          | 14          |
| Consolidated and charity cash flow statements  | 15          |
| Notes to the accounts                          | 16          |

## **SAMLESBURY HALL TRUST**

### **CHARITY REFERENCE AND ADMINISTRATIVE DETAILS**

**FOR THE YEAR ENDED 31 DECEMBER 2023**

---

**Registered charity name** Samlesbury Hall Trust

**Charity registration number** 526052

**Principal office** Samlesbury Hall  
Preston New Road  
Samlesbury  
Preston  
PR5 0UP

**The Trustees** Mr D Isherwood (Chairman)  
Mr P Clancy  
Ms J Clough  
Mr G Cunliffe (resigned 10/7/2023)  
Mrs L Croston  
Mr G Turner  
Mr R Ashton  
Mrs C Mallord  
Mr D McCraith  
Mr J D Karl (appointed 27/09/2023)  
Mrs J M Adams (appointed 15/05/2024)

**Chief executive officer and administrator** Mrs S Jones

**Auditor** MHA  
Chartered Accountants & Statutory Auditor  
14 Mannin Way  
Lancaster  
Lancashire  
LA1 3SW

# **SAMLESBURY HALL TRUST**

## **TRUSTEES' ANNUAL REPORT**

### **FOR THE YEAR ENDED 31 DECEMBER 2023**

---

The trustees have pleasure in presenting their report and the financial statements of the group and charity for the year ended 31 December 2023.

#### **Reference and administrative details**

Reference and administrative details are shown on page 2 of these financial statements.

#### **The trustees**

The trustees who served the charity during the period were as follows:

Mr D Isherwood (Chairman)  
Mr P Clancy  
Ms J Clough  
Mr G Cunliffe (resigned 10/7/2023)  
Mrs L Croston  
Mr G Turner  
Mr R Ashton  
Mrs C Mallord  
Mr D McCraith  
Mr J D Karl (appointed 27/09/2023)  
Mrs J M Adams (appointed 15/05/2024)

#### **Structure, governance, and management**

Samlesbury Hall Trust is an unincorporated charity, governed by the Declaration of Trust dated 25 March 1926. The Trust was registered with the Charity Commission (registered number 526052) on 19 April 1928. Management of Samlesbury Hall Trust is vested in the trustees of the charity.

##### *Recruitment and appointment of new trustees*

New trustees are appointed by the existing trustees as provided in the Trust Deed. Trustees may retire on giving two calendar months' notice in writing, provided there are more than five trustees.

##### *Induction and training of new trustees*

Existing trustees introduce new trustees to Trust policies and practices at the regular monthly trustee meetings.

##### *Organisational structure*

The number of trustees shall not exceed ten and shall not be less than three and any decision of the majority of trustees present shall be binding. The trustees meet 4 – 6-week basis and the administrator, who is normally in attendance at the meetings, manages the day to day running of the Hall and answers to the trustees in respect of major decisions.

##### *Trading subsidiary and consolidation*

The directors and shareholders of Samlesbury Hall Limited are trustees of Samlesbury Hall Trust, a registered charity. They have waived their rights to any dividends or distribution of profits from Samlesbury Hall Limited. The aim of Samlesbury Hall Limited is to operate in the grounds of Samlesbury Hall to generate income for the maintenance and preservation of the buildings and grounds of Samlesbury Hall, a grade one listed building. The results of Samlesbury Hall Limited have been consolidated into the charity accounts.

##### *Related parties*

All related party transactions entered into in the year are disclosed in the notes to the accounts. There are no significant relationships with any other charities or organisations, save in respect to its own subsidiary.

##### *Suppliers*

The trustees balance the benefits of maintaining strong partnerships with key suppliers alongside the need to obtain value for money for the charity.

## **SAMLESBURY HALL TRUST**

### **TRUSTEES' ANNUAL REPORT (CONTINUED)**

#### **FOR THE YEAR ENDED 31 DECEMBER 2023**

---

#### **Aims, objectives and activities**

The aim of the trust for 2023 was to ensure that the weddings continue to be a source of income, yet to diversify with smaller weddings held in the Garden Room which look to becoming popular.

The objective was to look to 2025 in the hope that the trust may bring in enough revenue to maintain the Hall and gather enough funds to start the roof repairs.

#### **Achievements and performance**

As a result of COVID and the financial restraints nationally, future wedding bookings are either lower or less in number for 2023. The Hall has suffered because of the cost-of-living crisis which has hit the hospitality industry particularly. The cost of all produce and staffing have both risen at an alarming rate. A marquee was purchased in readiness for 2025 with the intention of setting up in early 2024 to test the market.

#### **Public benefit**

The Charities Act 2011 requires charities to report on the public benefit of their activities. The Trustees have had regard to the Charity Commission's guidance on public benefit and believe that an appreciation of the Charity's public benefit can be obtained from the following review of its activities:

The Hall is open to the public on Sunday – Friday 10am – 4pm every week during which it offers a restaurant-coffee lounge, waffery and breakfasts and beautifully tended grounds. In addition, the Hall has public events such as half term activities, free guided tours, ghost walks, music events and Halloween nights.

#### **Financial review**

The group made a deficit during the year amounting to £161,982 (2022: a surplus of £205,576).

The Trust, excluding its subsidiary undertaking, made a deficit on unrestricted funds during the year of £9,674 (2022: £191,345) after accounting for unrealised losses on investments of £3,214 (2022: £8,073), after transfers of £10,701 (2022: £9,453), and after receiving a donation of £202,673 (2022: £nil) from Samlesbury Hall Limited.

Samlesbury Hall Limited, which occupies and trades from the Hall, and which donates all taxable profits to the charity, made a loss during the year of £7,635 (2022: a profit of £406,374), following which donations were made under gift aid of £nil (2022: £202,673, reflected in 2023) to the Trust. Samlesbury Hall Limited has capital and reserves at the year-end of £104,023 (2022: £314,331). These results have been incorporated into the financial statements.

#### *Reserves policy*

Samlesbury Hall Trust has in place a reserves policy, which currently serves the following purposes:

- a) To keep on hand a minimum of three to six months operating expenses which could allow us to continue to maintain Samlesbury Hall during that period even in the event of a total loss of income. The trustees estimate this figure to be £232,000.
- b) To accumulate a sufficient reserve for the purpose of repairs and capital expenditure on Samlesbury Hall in order to keep the state of the premises to a sufficiently high standard.

Total free unrestricted reserves held at the year-end amounted to a deficit of £196,130. The trustees define free reserves as total reserves less reserves represented by capital assets owned. This is below the target level of reserves set by the trustees. The trustees aim to operate the business to increase the level of free reserves to achieve their target, however the deficit has increased by £183,307 compared to last year.

In addition, the group held £210,004 of restricted reserves at the year-end.

Further details concerning reserves are given in notes 22 and 23 to the financial statements.

---

## **SAMLESBURY HALL TRUST**

### **TRUSTEES' ANNUAL REPORT (CONTINUED)**

#### **FOR THE YEAR ENDED 31 DECEMBER 2023**

---

#### **Financial review (continued)**

##### *Principal funding sources*

Rental income from property

Visitor membership

Profits from Samlesbury Hall Limited

Grant income

##### *Investment policy*

The charity has the power to make any investment which the trustees see fit.

#### **Plans for future periods**

- To increase the amount of wedding and evening functions in the Garden Room Eatery (pre heritage café).
- To start to apply for funding to assist in the 2025 Samlesbury 700 Celebrations.
- To proceed with the funding offer from Lancashire County Council for the Hall to be heated with air source heat pumps.

#### **Principal risks and uncertainties**

##### *Risk management*

The Trustees consider and assess on an on-going basis the major risks to which the Charity may be exposed. All risks identified are set out and monitored using the corporate risk register. Systems are in place to mitigate those risks. Where they are financial it is believed that the reserves policy and financial controls minimise the potential risks. In non-financial matters there are reviews, appraisals and regulatory procedures in place.

#### **Responsibilities of the trustees**

The Trustees are responsible for preparing the Trustees' Annual Report and the financial statements in accordance with applicable law and United Kingdom Accounting Standards (United Kingdom Generally Accepted Accounting Practice).

The law applicable to charities in England & Wales requires the Trustees to prepare financial statements for each financial year which give a true and fair view of the state of affairs of the Charity, and of the income and expenditure of the Charity, for that period. In preparing these financial statements, the Trustees are required to:

- select suitable accounting policies and then apply them consistently.
- observe the methods and principles in the Charities SORP (FRS102);
- make judgements and estimates that are reasonable and prudent.
- state whether applicable accounting standards have been followed, subject to any material departures disclosed and explained in the financial statements.
- prepare the financial statements on the going concern basis unless it is inappropriate to presume that the Charity will continue in operation.

The Trustees are responsible for keeping proper accounting records that disclose with reasonable accuracy at any time the financial position of the Charity and enable them to ensure that the financial statements comply with the Charity's governing document, the Charities Act 2011, the Statement of Recommended Practice: Accounting and Reporting by Charities preparing the accounts in accordance with the Financial Reporting Standard applicable in the UK and Republic of Ireland (FRS 102), the Financial Reporting Standard applicable in the United Kingdom and Republic of Ireland (FRS102) and UK Generally Accepted Accounting Practice.

**SAMLESBURY HALL TRUST**  
**TRUSTEES' ANNUAL REPORT (CONTINUED)**  
**FOR THE YEAR ENDED 31 DECEMBER 2023**

---

**Auditor**

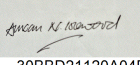
Following the merger of MHA Moore & Smalley with MHA, the charity's independent auditor has now become MHA. A resolution to reappoint MHA as independent auditor will be proposed at the next Annual General Meeting.

Each of the persons who is a trustee at the date of approval of this report confirms that:

- So far as they are aware there is no relevant audit information of which the charitable company's auditor is unaware; and
- each trustee has taken all steps that they ought to have taken as a trustee to make themselves aware of any relevant audit information and to establish that the charitable company's auditor is aware of that information.

**Approval**

The Trustee's report was approved on **September 27, 2024** ..... and was signed on their behalf by:

Signed by:  
  
30BBD21120A04BE...

**Mr D Isherwood**  
**Chairman of Samlesbury Hall Trust**

# **SAMLESBURY HALL TRUST**

## **INDEPENDENT AUDITOR'S REPORT TO THE TRUSTEES OF SAMLESBURY HALL TRUST FOR THE YEAR ENDED 31 DECEMBER 2023**

---

### **Opinion**

We have audited the financial statements of Samlesbury Hall Trust (the 'parent Charity') and its subsidiary (the 'group') for the year ended 31 December 2023 which comprise the consolidated statement of financial activities, charity statement of financial activities, the consolidated balance sheet, the charity balance sheet, the consolidated and charity cash flow statements, and the notes to the financial statements, including a summary of significant accounting policies. The financial reporting framework that has been applied in their preparation is applicable law and United Kingdom Accounting Standards, including Financial Reporting Standard 102 *The Financial Reporting Standard applicable in the UK and Republic of Ireland* (United Kingdom Generally Accepted Accounting Practice).

In our opinion the financial statements:

- give a true and fair view of the state of the group's and parent charity's affairs as at 31 December 2023, and of the group's incoming resources and application of resources, including its income and expenditure, for the year then ended;
- have been properly prepared in accordance with United Kingdom Generally Accepted Accounting Practice; and
- have been prepared in accordance with the requirements of the Charities Act 2011.

### **Basis for opinion**

We conducted our audit in accordance with International Standards on Auditing (UK) (ISAs (UK)) and applicable law. Our responsibilities under those standards are further described in the Auditor's responsibilities for the audit of the financial statements section of our report. We are independent of the group and parent Charity in accordance with the ethical requirements that are relevant to our audit of the financial statements in the UK, including the FRC's Ethical Standard, and we have fulfilled our other ethical responsibilities in accordance with these requirements. We believe that the audit evidence we have obtained is sufficient and appropriate to provide a basis for our opinion.

### **Conclusions relating to going concern**

In auditing the financial statements, we have concluded that the trustees' use of the going concern basis of accounting in the preparation of the financial statements is appropriate.

Based on the work we have performed, we have not identified any material uncertainties relating to events or conditions that, individually or collectively, may cast significant doubt on the group's or parent charity's ability to continue as a going concern for a period of at least twelve months from when the financial statements are authorised for issue.

Our responsibilities and the responsibilities of the trustees with respect to going concern are described in the relevant sections of this report.

### **Other information**

The other information comprises the information included in the trustee's annual report, other than the financial statements and our auditor's report thereon. The trustees are responsible for the other information contained within the annual report. Our opinion on the financial statements does not cover the other information and, except to the extent otherwise explicitly stated in our report, we do not express any form of assurance conclusion thereon.



**SAMLESBURY HALL TRUST****INDEPENDENT AUDITOR'S REPORT TO THE TRUSTEES OF SAMLESBURY HALL TRUST (CONTINUED)  
FOR THE YEAR ENDED 31 DECEMBER 2023**

---

Our responsibility is to read the other information and, in doing so, consider whether the other information is materially inconsistent with the financial statements, or our knowledge obtained in the course of the audit or otherwise appears to be materially misstated. If we identify such material inconsistencies or apparent material misstatements, we are required to determine whether this gives rise to a material misstatement in the financial statements themselves. If, based on the work we have performed, we conclude that there is a material misstatement of this other information, we are required to report that fact.

We have nothing to report in this regard.

**Matters on which we are required to report by exception**

We have nothing to report in respect of the following matters in relation to which the Charities (Accounts and Reports) Regulations 2008 require us to report to you if, in our opinion:

- the information given in the Trustees' Report is inconsistent in any material respect with the financial statements; or
- sufficient accounting records have not been kept; or
- the financial statements are not in agreement with the accounting records; or
- we have not received all the information and explanations we require for our audit.

**Responsibilities of Trustees**

As explained more fully in the Trustees' responsibilities statement set out on page 5, the Trustees are responsible for the preparation of financial statements which give a true and fair view, and for such internal control as the Trustees determine is necessary to enable the preparation of financial statements that are free from material misstatement, whether due to fraud or error.

In preparing the financial statements, the Trustees are responsible for assessing the group's and parent Charity's ability to continue as a going concern, disclosing, as applicable, matters related to going concern and using the going concern basis of accounting unless the Trustees either intend to liquidate the group or the parent Charity or to cease operations, or have no realistic alternative but to do so.

**Auditor's responsibilities for the audit of the financial statements**

We have been appointed as auditor under section 151 of the Charities Act 2011 and report in accordance with the Act and relevant regulations made or having effect thereunder.

Our objectives are to obtain reasonable assurance about whether the financial statements as a whole are free from material misstatement, whether due to fraud or error, and to issue an auditor's report that includes our opinion. Reasonable assurance is a high level of assurance, but is not a guarantee that an audit conducted in accordance with ISAs (UK) will always detect a material misstatement when it exists. Misstatements can arise from fraud or error and are considered material if, individually or in the aggregate, they could reasonably be expected to influence the economic decisions of users taken on the basis of these financial statements.

Irregularities, including fraud, are instances of non-compliance with laws and regulations. We design procedures in line with our responsibilities, outlined above, to detect material misstatements in respect of irregularities, including fraud. The extent to which our procedures are capable of detecting irregularities, including fraud is detailed below:

**SAMLESBURY HALL TRUST****INDEPENDENT AUDITOR'S REPORT TO THE TRUSTEES OF SAMLESBURY HALL TRUST (CONTINUED)  
FOR THE YEAR ENDED 31 DECEMBER 2023**

---

- Enquiries with management, about any known or suspected instances of non-compliance with laws and regulations and fraud;
- Challenging assumptions and judgements made by management in their significant accounting estimates;
- Auditing the risk of management override of controls, including through testing journal entries for appropriateness;
- Auditing the risk of fraud in income by way of cut off testing, testing the deferral of income for bookings spanning the year end as well as transaction testing to obtain evidence that income is complete and recognised in the correct accounting period; and
- Reviewing board minutes.

Because of the inherent limitations of an audit, there is a risk that we will not detect all irregularities, including those leading to a material misstatement in the financial statements or non-compliance with regulation. This risk increases the more that compliance with a law or regulation is removed from the events and transactions reflected in the financial statements, as we will be less likely to become aware of instances of non-compliance. The risk is also greater regarding irregularities occurring due to fraud rather than error, as fraud involves intentional concealment, forgery, collusion, omission, or misrepresentation.

As part of an audit in accordance with ISAs (UK), we exercise professional judgment and maintain professional scepticism throughout the audit. We also:

- Identify and assess the risks of material misstatement of the financial statements, whether due to fraud or error, design and perform audit procedures responsive to those risks, and obtain audit evidence that is sufficient and appropriate to provide a basis for our opinion. The risk of not detecting a material misstatement resulting from fraud is higher than for one resulting from error, as fraud may involve collusion, forgery, intentional omissions, misrepresentations, or the override of internal control.
- Obtain an understanding of internal control relevant to the audit in order to design audit procedures that are appropriate in the circumstances, but not for the purpose of expressing an opinion on the effectiveness of the group's internal control.
- Evaluate the appropriateness of accounting policies used and the reasonableness of accounting estimates and related disclosures made by the trustees.
- Conclude on the appropriateness of the trustees' use of the going concern basis of accounting and, based on the audit evidence obtained, whether a material uncertainty exists related to events or conditions that may cast significant doubt on the group's or charity's ability to continue as a going concern. If we conclude that a material uncertainty exists, we are required to draw attention in our auditor's report to the related disclosures in the financial statements or, if such disclosures are inadequate, to modify our opinion. Our conclusions are based on the audit evidence obtained up to the date of our auditor's report. However, future events or conditions may cause the group or parent charity to cease to continue as a going concern.
- Evaluate the overall presentation, structure and content of the financial statements, including the disclosures, and whether the financial statements represent the underlying transactions and events in a manner that achieves fair presentation (ie. gives a true and fair view).

## **SAMLESBURY HALL TRUST**

### **INDEPENDENT AUDITOR'S REPORT TO THE TRUSTEES OF SAMLESBURY HALL TRUST (CONTINUED) FOR THE YEAR ENDED 31 DECEMBER 2023**


---

- Plan and perform the group audit to obtain sufficient appropriate audit evidence regarding the financial information of the entities or business units within the group as a basis for an opinion on the group financial statements. We are responsible for the direction, supervision and review of the audit work performed for the purposes of the group audit. We remain solely responsible for our audit opinion.

We communicate with those charged with governance regarding, among other matters, the planned scope and timing of the audit and significant audit findings, including any significant deficiencies in internal control that we identify during our audit.

#### **Use of our report**

This report is made solely to the charity's trustees, as a body, in accordance with Part 4 of the Charities (Accounts and Reports) Regulations 2008. Our audit work has been undertaken so that we might state to the charity's trustees those matters we are required to state to them in an auditor's report and for no other purpose. To the fullest extent permitted by law, we do not accept or assume responsibility to anyone other than the charity and the charity's trustees as a body, for our audit work, for this report, or for the opinions we have formed.

Signed by:  
  
84AC9FA7C1D14F1...

#### **MHA**

#### **Chartered Accountants and Statutory Auditor**

14 Mannin Way  
Lancaster Business Park  
Lancaster  
Lancashire  
LA1 3SW

September 27, 2024  
.....

*MHA is the trading name of MacIntyre Hudson LLP, a limited liability partnership in England and Wales (registered number OC312313)*

**SAMLESBURY HALL TRUST****CONSOLIDATED STATEMENT OF FINANCIAL ACTIVITIES****FOR THE YEAR ENDED 31 DECEMBER 2023**

|   |              | <b>Unrestricted<br/>funds<br/>£</b> | <b>Restricted<br/>funds<br/>£</b> | <b>Total funds<br/>2023<br/>£</b> | <b>Total funds<br/>2022<br/>£</b> |
|---|--------------|-------------------------------------|-----------------------------------|-----------------------------------|-----------------------------------|
| <b>Income from:</b>   |              |                                     |                                   |                                   |                                   |
| Donations and legacies  | 3            | 46,506                              | -                                 | 46,506                            | 11,784                            |
| Charitable activities   | 4            | 32,391                              | 68,736                            | 101,127                           | 63,740                            |
| Other trading activities  | 5            | 1,307,588                           | -                                 | 1,307,588                         | 1,675,171                         |
| Investments   | 6            | 3,126                               | -                                 | 3,126                             | 7,570                             |
| <b>Total</b>  |              | <b>1,389,611</b>                    | <b>68,736</b>                     | <b>1,458,347</b>                  | <b>1,758,265</b>                  |
| <b>Expenditure on:</b>  |              |                                     |                                   |                                   |                                   |
| Charitable activities   | 7            | 296,598                             | 36                                | 296,634                           | 307,334                           |
| Raising funds   | 9            | 1,320,481                           | -                                 | 1,320,481                         | 1,237,282                         |
| <b>Total</b>  |              | <b>1,617,079</b>                    | <b>36</b>                         | <b>1,617,115</b>                  | <b>1,544,616</b>                  |
| <b>Net income/(expenditure) before<br/>other recognised gains</b>             |              | <b>(227,468)</b>                    | <b>68,700</b>                     | <b>(158,768)</b>                  | <b>213,649</b>                    |
| <b>Other recognised gains</b><br>(Losses)/gains on revaluation of investments |              | <b>(3,214)</b>                      | <b>-</b>                          | <b>(3,214)</b>                    | <b>(8,073)</b>                    |
| <b>Net income/(expenditure)</b>   |              | <b>(230,682)</b>                    | <b>68,700</b>                     | <b>(161,982)</b>                  | <b>205,576</b>                    |
| <b>Transfers between funds</b>  |              | <b>10,701</b>                       | <b>(10,701)</b>                   | <b>-</b>                          | <b>-</b>                          |
| <b>Net movement in funds</b>  |              | <b>(219,981)</b>                    | <b>57,999</b>                     | <b>(161,982)</b>                  | <b>205,576</b>                    |
| <b>Reconciliation of funds:</b>   |              |                                     |                                   |                                   |                                   |
| Total funds brought forward   |              | 1,511,325                           | 152,005                           | 1,663,330                         | 1,457,754                         |
| <b>Total funds carried forward</b>  | <b>21/22</b> | <b>1,291,344</b>                    | <b>210,004</b>                    | <b>1,501,348</b>                  | <b>1,663,330</b>                  |

All income and expenditure derive from continuing activities.

All gains and losses recognised in each period are included above.

The notes on pages 16 to 38 form part of these financial statements.

**SAMLESBURY HALL TRUST****CHARITY STATEMENT OF FINANCIAL ACTIVITIES****FOR THE YEAR ENDED 31 DECEMBER 2023**

|   |              | <b>Unrestricted<br/>funds<br/>£</b> | <b>Restricted<br/>funds<br/>£</b> | <b>Total funds<br/>2023<br/>£</b> | <b>Total funds<br/>2022<br/>£</b> |
|---|--------------|-------------------------------------|-----------------------------------|-----------------------------------|-----------------------------------|
| <b>Income from:</b>   |              |                                     |                                   |                                   |                                   |
| Donations and legacies  | <b>3</b>     | <b>209,569</b>                      | <b>-</b>                          | <b>209,569</b>                    | 11,784                            |
| Charitable activities   | <b>4</b>     | <b>56,391</b>                       | <b>68,736</b>                     | <b>125,127</b>                    | 87,740                            |
| Investments   | <b>6</b>     | <b>2,514</b>                        | <b>-</b>                          | <b>2,514</b>                      | 7,297                             |
| <b>Total</b>  |              | <b>268,474</b>                      | <b>68,736</b>                     | <b>337,210</b>                    | 106,821                           |
| <b>Expenditure on:</b>  |              |                                     |                                   |                                   |                                   |
| Charitable activities   | <b>7</b>     | <b>285,635</b>                      | <b>36</b>                         | <b>285,671</b>                    | 299,546                           |
| <b>Total</b>  |              | <b>285,635</b>                      | <b>36</b>                         | <b>285,671</b>                    | 299,546                           |
| <b>Net (expenditure)/income before<br/>other recognised gains</b>             |              | <b>(17,161)</b>                     | <b>68,700</b>                     | <b>51,539</b>                     | (192,725)                         |
| <b>Other recognised gains</b><br>(Losses)/gains on revaluation of investments |              | <b>(3,214)</b>                      | <b>-</b>                          | <b>(3,214)</b>                    | (8,073)                           |
| <b>Net (expenditure)/income</b>   |              | <b>(20,375)</b>                     | <b>68,700</b>                     | <b>48,325</b>                     | (200,798)                         |
| <b>Transfers between funds</b>  |              | <b>10,701</b>                       | <b>(10,701)</b>                   | <b>-</b>                          | -                                 |
| <b>Net movement in funds</b>  |              | <b>(9,674)</b>                      | <b>57,999</b>                     | <b>48,325</b>                     | (200,798)                         |
| <b>Reconciliation of funds:</b>   |              |                                     |                                   |                                   |                                   |
| Total funds brought forward   |              | <b>1,196,994</b>                    | <b>152,005</b>                    | <b>1,348,999</b>                  | 1,549,797                         |
| <b>Total funds carried forward</b>  | <b>21/22</b> | <b>1,187,320</b>                    | <b>210,004</b>                    | <b>1,397,324</b>                  | 1,348,999                         |

All income and expenditure derive from continuing activities.

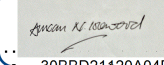
All gains and losses recognised in each period are included above.

The notes on pages 16 to 38 form part of these financial statements.

**SAMLESBURY HALL TRUST****CONSOLIDATED BALANCE SHEET****AS AT 31 DECEMBER 2023**

|  |    | 2023      |           | 2022      |           |
|--|----|-----------|-----------|-----------|-----------|
|  |    | £         | £         | £         | £         |
| <b>Fixed assets</b>  |    |           |           |           |           |
| Tangible assets  | 13 | 850,109   |           | 828,784   |           |
| Heritage assets  | 14 | 847,369   |           | 847,369   |           |
| Investments  | 15 | 133,619   |           | 141,833   |           |
|  |    |           |           |           |           |
|  |    |           | 1,831,097 |           | 1,817,986 |
| <b>Current assets</b>  |    |           |           |           |           |
| Stock  |    | 18,649    |           | 22,904    |           |
| Debtors  | 16 | 50,014    |           | 51,746    |           |
| Cash at bank and in hand                                       |    | 186,194   |           | 358,079   |           |
|  |    |           |           |           |           |
|  |    | 254,857   |           | 432,729   |           |
| <b>Creditors:</b> amounts falling due within one year          | 17 | (480,206) |           | (443,385) |           |
|  |    |           |           |           |           |
| <b>Net current assets</b>                                      |    |           | (225,349) |           | (10,656)  |
|  |    |           |           |           |           |
| <b>Total assets less current liabilities</b>                   |    |           | 1,605,748 |           | 1,807,330 |
|  |    |           |           |           |           |
| <b>Creditors:</b> amounts falling due after more than one year | 18 | (104,400) |           | (144,000) |           |
|  |    |           |           |           |           |
| <b>Net assets</b>  |    |           | 1,501,348 |           | 1,663,330 |
|  |    |           |           |           |           |
| <b>Funds:</b>  |    |           |           |           |           |
| Restricted funds   | 21 | 210,004   |           | 152,005   |           |
| Unrestricted funds   | 22 | 1,291,344 |           | 1,511,325 |           |
|  |    |           |           |           |           |
| <b>Total funds</b>   |    |           | 1,501,348 |           | 1,663,330 |

These accounts were approved by the Trustees and authorised for issue on the September 27, 2024 and are signed on their behalf by:

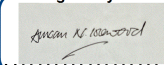
Signed by:  
  
 .....  
**Mr D Isherwood**  
**Chairman**

The notes on pages 16 to 38 form part of these financial statements

**SAMLESBURY HALL TRUST****CHARITY BALANCE SHEET****AS AT 31 DECEMBER 2023**

|   |    | 2023      |           | 2022      |           |
|---|----|-----------|-----------|-----------|-----------|
|   |    | £         | £         | £         | £         |
| <b>Fixed assets</b>                                   |    |           |           |           |           |
| Tangible assets                                       | 13 | 74,947    |           | 19,386    |           |
| Heritage assets                                       | 14 | 847,369   |           | 847,369   |           |
| Investments   | 15 | 133,619   |           | 141,833   |           |
|   |    |           |           |           |           |
|   |    |           | 1,055,935 |           | 1,008,588 |
| <b>Current assets</b>                                 |    |           |           |           |           |
| Debtors   | 16 | 249,015   |           | 246,450   |           |
| Cash at bank and in hand                              |    | 100,615   |           | 100,061   |           |
|   |    |           |           |           |           |
|   |    |           | 349,630   |           | 346,511   |
| <b>Creditors:</b> amounts falling due within one year | 17 | (8,241)   |           | (6,100)   |           |
|   |    |           |           |           |           |
| <b>Net current assets</b>                             |    |           | 341,389   |           | 340,411   |
|   |    |           |           |           |           |
| <b>Total assets less current liabilities</b>          |    |           | 1,397,324 |           | 1,348,999 |
|   |    |           |           |           |           |
| <b>Net assets</b>                                     |    |           | 1,397,324 |           | 1,348,999 |
|   |    |           |           |           |           |
| <b>Funds:</b>   |    |           |           |           |           |
| Restricted funds                                      | 21 | 210,004   |           | 152,005   |           |
| Unrestricted funds                                    | 22 | 1,187,320 |           | 1,196,994 |           |
|   |    |           |           |           |           |
| <b>Total funds</b>                                    |    |           | 1,397,324 |           | 1,348,999 |

These accounts were approved by the Trustees and authorised for issue on the September 27, 2024 and are signed on their behalf by:

Signed by:  
  
 .....30BBB21120A04BE.....  
**Mr D Isherwood**  
**Chairman**

The notes on pages 16 to 38 form part of these financial statements

**SAMLESBURY HALL TRUST****CONSOLIDATED AND CHARITY CASH FLOW STATEMENTS****FOR THE YEAR END 31 DECEMBER 2023**

|  | <b>Group<br/>2023<br/>£</b> | <b>Group<br/>2022<br/>£</b> | <b>Charity<br/>2023<br/>£</b> | <b>Charity<br/>2022<br/>£</b> |
|--|-----------------------------|-----------------------------|-------------------------------|-------------------------------|
| <b>Cash generated in operating activities</b>  | <b>(97,572)</b>             | (65,437)                    | <b>61,740</b>                 | (49,501)                      |
| <b>Cashflows from investing activities</b>   |                             |                             |                               |                               |
| Investment income  | <b>3,126</b>                | 7,570                       | <b>2,514</b>                  | 7,297                         |
| Purchase of tangible fixed assets (including investments)                                | <b>(82,439)</b>             | (27,000)                    | <b>(68,700)</b>               | -                             |
| Disposal of cash investments   | <b>5,000</b>                | -                           | <b>5,000</b>                  | -                             |
| <b>Cash provided by/(used in) investing activities</b>                                   | <b>(171,885)</b>            | (84,867)                    | <b>554</b>                    | (42,204)                      |
| <b>Increase/(Decrease) in cash and cash equivalents in the year</b>                      | <b>(171,885)</b>            | (84,867)                    | <b>554</b>                    | (42,204)                      |
| Cash and cash equivalents brought forward  | <b>358,079</b>              | 442,946                     | <b>100,061</b>                | 142,265                       |
| <b>Cash and cash equivalents carried forward</b>   | <b>186,194</b>              | 358,079                     | <b>100,615</b>                | 100,061                       |
| <b>Reconciliation of net movement in funds to net cashflow from operating activities</b> |                             |                             |                               |                               |
| Net movement in funds  | <b>(158,768)</b>            | 213,649                     | <b>51,539</b>                 | (192,725)                     |
| Investment income received   | <b>(3,126)</b>              | (7,570)                     | <b>(2,514)</b>                | (7,297)                       |
| Depreciation and amortisation  | <b>61,114</b>               | 73,360                      | <b>13,139</b>                 | 25,198                        |
| (Increase)/Decrease in stock   | <b>4,255</b>                | (10,828)                    | -                             | -                             |
| (Increase)/Decrease in debtors   | <b>1,732</b>                | (15,048)                    | <b>(2,565)</b>                | 124,153                       |
| Increase/(Decrease) in creditors   | <b>66,289</b>               | 14,472                      | <b>2,141</b>                  | 1,170                         |
| Increase/(Decrease) in deferred income   | <b>(69,068)</b>             | (333,472)                   | -                             | -                             |
| <b>Net cash generated in operating activities</b>  | <b>(97,572)</b>             | (65,437)                    | <b>61,740</b>                 | (49,501)                      |
| <b>Components of cash and cash equivalents</b>   |                             |                             |                               |                               |
| Cash at bank and in hand   | <b>186,194</b>              | 358,079                     | <b>100,615</b>                | 100,061                       |
|  | <b>186,194</b>              | 358,079                     | <b>100,615</b>                | 100,061                       |

The notes on pages 16 to 38 form part of these financial statements.



# **SAMLESBURY HALL TRUST**

## **NOTES TO THE FINANCIAL STATEMENTS**

### **FOR THE YEAR ENDED 31 DECEMBER 2023**

---

#### **1 Accounting policies**

##### **Basis of accounting**

Samlesbury Hall Trust is a charity registered in the United Kingdom. The address of the charity, the nature of its operations and its principal activities are all detailed in the Trustees' report of these financial statements.

The charity constitutes a public benefit entity as defined by FRS102. The financial statements have been prepared in accordance with the Statement of Recommended Practice: Accounting and Reporting by Charities preparing their accounts in accordance with the Financial Reporting Standard applicable in the UK and Republic of Ireland (FRS 102) and the Financial Reporting Standard applicable in the United Kingdom and Republic of Ireland (FRS 102) and the Charities Act 2011 and UK Generally Accepted Practice.

The financial statements have been prepared on a going concern basis under the historical cost convention as modified to include investments at market value. The financial statements are prepared in sterling which is the functional currency of the Charity.

The financial statements have been prepared to give a 'true and fair' view and have departed from the Charities (Accounts and Reports) Regulations 2008 only to the extent required to provide a 'true and fair' view. This departure has involved following Accounting and Reporting by Charities preparing their accounts in accordance with the Financial Reporting Standards applicable in the UK and Republic of Ireland (FRS102) issued on 16 July 2014 rather than the Accounting and Reporting by Charities: Statement of Recommended Practice effective from 1 April 2005 which has since been withdrawn.

The significant accounting policies applied in the preparation of these financial statements are set out below. These policies have been consistently applied to all years presented unless otherwise stated.

##### **Basis of consolidation**

The consolidated accounts of the group incorporate the accounts of Samlesbury Hall Trust ("the Charity") and its wholly owned subsidiary undertaking, Samlesbury Hall Limited. The results of the subsidiary are consolidated on a line-by-line basis.

##### **Preparation of the accounts on a going concern basis**

The Trustees believe there is sufficient working capital for at least 12 months from approval and that there is no material uncertainty at this time. The Trustees continue to adopt this basis of accounting in preparing the financial statements.

##### **Income**

All incoming resources are included in the SOFA when the charity is legally entitled to the income and the amount can be quantified with reasonable accuracy. Deferred income includes amounts received in advance by the subsidiary undertaking in respect of events taking place in subsequent periods.

Donations on a cash basis. Legacies are regarded as receivable once there is sufficient evidence regarding the certainty of the receipt and there is a sufficiently reliable measurement of the amount in accordance with the recognition criteria of the SORP. Grants for use in specific projects are included in the SOFA on a receivable basis, including grants for fixed assets.

Income from commercial trading activities is recognised at the fair value of consideration received or receivable in the normal course of business, and is shown net of VAT.

# **SAMLESBURY HALL TRUST**

## **NOTES TO THE FINANCIAL STATEMENTS (CONTINUED)**

### **FOR THE YEAR ENDED 31 DECEMBER 2023**

---

#### **1 Accounting policies (continued)**

##### **Income (continued)**

Investment income is included in the SOFA in the period in which it is receivable.

No credit is taken for gifts in kind until they are realised or utilised in the Trusts business.

##### **Grant income**

Grants are recognised at the fair value of the asset received or receivable when there is reasonable assurance that the grant conditions will be met, and the grants will be received.

A grant that specifies performance conditions is recognised in income when the performance conditions are met. Where a grant does not specify performance conditions it is recognised in income when the proceeds are received or receivable. A grant received before the recognition criteria are satisfied is recognised as a liability.

##### **Expenditure**

All expenditure is accounted for on an accruals basis in the expense categories required by the SORP. Expenditure is recognised where there is a legal or constructive obligation to make payments to third parties, it is probable that the settlement will be required, and the amount of the obligation can be measured reliably.

Costs of charitable activities comprise those costs incurred by the charity where the primary aim is the delivery of activities and services within the objects of the charity. It includes both costs that can be allocated directly to such activities and those costs of an indirect nature necessary to support them.

Costs of raising funds comprise the costs relating to activities where the primary aim is to generate funds.

Support costs are allocated between the expenditure categories of the SOFA on a basis designed to reflect the use of the resource and are apportioned on an appropriate basis e.g., staff time or estimated usage as set out in note 8.

##### **Fixed assets**

All fixed assets are initially recorded at cost. Depreciation is provided at rates calculated to write off the cost of fixed assets, less their residual value, over their expected useful lives on the following bases:

|                    |   |  |
|--------------------|---|--|
| Equipment          | - | 10% & 20% straight line, 15 & 25% reducing balance |
| Computer equipment | - | 33% straight line                                  |
| Hamlets            | - | 5% straight line                                   |
| Motor vehicles     | - | 25% straight line                                  |

Site improvements are not depreciated.

##### **Heritage assets**

Heritage assets are capitalised and included on the balance sheet at cost. Heritage assets are recognised when they have historical, artistic, scientific, technological, or environmental qualities and are held and maintained principally for their contribution to knowledge and culture. Heritage assets are believed to have a residual value exceeding cost and are not depreciated. They are reviewed annually for impairment.

# SAMLESBURY HALL TRUST

## NOTES TO THE FINANCIAL STATEMENTS (CONTINUED)

### FOR THE YEAR ENDED 31 DECEMBER 2023

---

#### 1 Accounting policies (continued)

##### **Investments**

Investments are recognised initially at fair value which is normally the transaction price excluding transaction costs. Investments are subsequently stated at fair value if the shares are publicly traded, or their fair value can otherwise be measured reliably. The SOFA included the net gains and losses arising on revaluations and disposals throughout the year.

##### **Stocks**

Stock is valued at the lower of cost and estimates selling price less costs to complete and sell.

##### **Cash and cash equivalents**

Cash balances represent cash in hand and deposits held at banks and building societies.

##### **Debtors and creditors within one year**

Debtors and creditors with no stated interest rate and receivable and payable within one year are recorded at transaction price. Any losses arising from impairment are recognised in expenditure.

##### **Fund accounting**

###### *Unrestricted funds*

General funds are available for use at the discretion of the Trustees in furtherance of the general objectives of the charity.

###### *Designated funds*

Designated funds are unrestricted funds set aside by the Trustees to cover future potential or actual monetary commitments. The fund balances are reviewed annually by the trustees.

###### *Restricted funds*

Restricted funds arise where there is a donor-imposed restriction on the use of the funds, or the funds have arisen in response to an appeal for a specified purpose.

##### **Operating lease agreements**

Rentals applicable to operating leases where substantially all the benefits and risks of ownership remain with the lessor are charged against profits on a straight-line basis over the period of the lease.

##### **Pensions**

The group operates a defined contribution pension scheme for employees of the group. The assets of the scheme are held separately from those of the group. The annual contributions payable are charged to the statement of financial activities when they fall due.

##### **Redundancy costs**

Redundancy costs are expensed when the liability for payment of such costs is incurred.

# SAMLESBURY HALL TRUST

## NOTES TO THE FINANCIAL STATEMENTS (CONTINUED)

### FOR THE YEAR ENDED 31 DECEMBER 2023

---

#### 1 Accounting policies (continued)

##### **Taxation**

HM Revenue & Customs considers Samlesbury Hall Trust to be a charity and therefore they are entitled to exemption from tax afforded by Sections 478-489 of the Corporation Taxes Act 2010 to the extent that income is applied exclusively for charitable purposes.

##### **Financial instruments**

The Charity has elected to apply the provisions of Section 11 'Basic Financial Instruments' and Section 12 'Other Financial Instruments Issues' of FRS 102 to all its financial instruments.

Financial instruments are recognised in the Charity's balance sheet when the Charity becomes party to contractual provisions of the instrument.

Financial assets and liabilities are offset, with the net amounts presented in the financial statements, when there is a legally enforceable right to offset the recognised amounts and there is an intention to settle on a net basis or to realise the asset and settle the liability simultaneously.

##### *Basic financial assets*

Basic financial assets, which include debtors and cash and bank balances, are initially measured at transaction price including transaction costs and are subsequently carried at amortised cost using the effective interest method unless the arrangement constitutes a financing transaction, where the transaction is measured at the present value of the future receipts discounted at a market rate of interest. Financial assets classified as receivable within one year are not amortised.

Trade debtors and other receivables that have fixed or determinable payments that are not quoted in an active market are classified as 'loans and receivables'. Loans and receivables are measured at amortised cost using the effective interest method, less any impairment.

##### *Impairment of financial assets*

Financial assets are assessed for indicators of impairment at each reporting end date.

Financial assets are impaired where there is objective evidence that, as a result of one or more events that occurred after the initial recognition of the financial asset, the estimated future cash flows have been affected. If an asset is impaired, the impairment loss is the difference between the carrying amount and the present value of the estimated cash flows discounted at the asset's original effective interest rate. The impairment loss is recognised in the statement of comprehensive income.

If there is a decrease in the impairment loss arising from an event occurring after the impairment was recognised, the impairment is reversed. The reversal is such that the current carrying amount does not exceed what the carrying amount would have been, had the impairment not previously been recognised. The impairment reversal is recognised in the statement of comprehensive income.

##### *De-recognition of financial assets*

Financial assets are derecognised only when the contractual rights to the cash flows from the asset expire or are settled, or when the company transfers the financial asset and substantially all the risks and rewards of ownership to another entity, or if some significant risks and rewards of ownership are retained but control of the asset has transferred to another party that is able to sell the asset in its entirety to an unrelated third party.

# **SAMLESBURY HALL TRUST**

## **NOTES TO THE FINANCIAL STATEMENTS (CONTINUED)**

### **FOR THE YEAR ENDED 31 DECEMBER 2023**

---

#### **1 Accounting policies (continued)**

##### *Classification of financial liabilities*

Financial liabilities are classified according to the substance of the contractual arrangements entered into.

##### *Basic financial liabilities*

Basic financial liabilities, including creditors, are initially recognised at transaction price unless the arrangement constitutes a financing transaction, where the debt instrument is measured at the present value of the future receipts discounted at a market rate of interest.

Financial liabilities classified as payable within one year are not amortised. Debt instruments are subsequently carried at amortised cost, using the effective interest rate method.

Trade creditors are obligations to pay for goods or services that have been acquired in the ordinary course of business from suppliers. Amounts payable are classified as current liabilities if payment is due within one year or less. If not, they are presented as non-current liabilities. Trade creditors are recognised initially at transaction price and subsequently measured at amortised cost using the effective interest method.

##### *De-recognition of financial liabilities*

Financial liabilities are derecognised when the company's contractual obligations expire or are discharged or cancelled.

#### **2 Judgements and key sources of estimation uncertainty**

In the application of the Charity's accounting policies, the trustees are required to make judgements, estimates and assumptions about the carrying amounts of assets and liabilities that are not readily apparent from other sources. The estimates and associated assumptions are based on historical experience and other factors that are considered to be relevant. Actual results may differ from these estimates.

The estimates and underlying assumptions are reviewed on an ongoing basis. Revisions to accounting estimates are recognised in the period in which the estimate is revised where the revision affects only that period, or in the period of the revision and future periods where the revision affects both current and future periods.

##### **Key assumptions, judgements, and estimates**

There have been no key assumptions concerning future and other key sources of estimation uncertainty at the reporting date that have a significant risk of causing a material adjustment to the carrying amounts of assets and liabilities within the next financial year.

##### **Depreciation of tangible fixed assets**

The annual depreciation charge for tangible fixed assets is sensitive to changes in the estimated useful lives of the assets. These are assessed annually. They are amended when necessary to reflect changes in the condition of the assets and future economic utilisation. Current depreciation rates of the classes of tangible fixed assets are detailed in the accounting policies and the current carrying amount of each class of tangible fixed assets is detailed in note 13.

The Trustees have not identified any further key judgements in these financial statements.

**SAMLESBURY HALL TRUST****NOTES TO THE FINANCIAL STATEMENTS (CONTINUED)****FOR THE YEAR ENDED 31 DECEMBER 2023****3 Income from donations and legacies**

| <b>Group</b>                      | <b>Unrestricted<br/>funds<br/>£</b> | <b>Restricted<br/>funds<br/>£</b> | <b>Total<br/>2023<br/>£</b> | <b>Total<br/>2022<br/>£</b> |
|-----------------------------------|-------------------------------------|-----------------------------------|-----------------------------|-----------------------------|
| Donations                         | 6,906                               | -                                 | <b>6,906</b>                | 6,784                       |
| Other grants receivable           | 39,600                              | -                                 | <b>39,600</b>               | 5,000                       |
|                                   | <b>46,506</b>                       | -                                 | <b>46,506</b>               | 11,784                      |
| <b>Charity</b>                    | <b>Unrestricted<br/>funds<br/>£</b> | <b>Restricted<br/>funds<br/>£</b> | <b>Total<br/>2023<br/>£</b> | <b>Total<br/>2022<br/>£</b> |
| Donations                         | 6,896                               | -                                 | <b>6,896</b>                | 6,784                       |
| Other grants receivable           | -                                   | -                                 | -                           | 5,000                       |
| Covenanted income from subsidiary | 202,673                             | -                                 | <b>202,673</b>              | -                           |
|                                   | <b>209,569</b>                      | -                                 | <b>209,569</b>              | 11,784                      |

All profits of Samlesbury Hall Limited as computed for corporation tax purposes are donated to Samlesbury Hall Trust, which for the year ended 31 December 2023 was £202,673 (2022: £nil). Further details of the commercial trading operation are included in note 12.

During the previous year, all income from donations and legacies in the prior year was unrestricted for both charity and group

**SAMLESBURY HALL TRUST****NOTES TO THE FINANCIAL STATEMENTS (CONTINUED)****FOR THE YEAR ENDED 31 DECEMBER 2023****4 Income from charitable activities**

| <b>Group</b>        | <b>Unrestricted<br/>funds<br/>£</b> | <b>Restricted<br/>funds<br/>£</b> | <b>Total<br/>2023<br/>£</b> | <b>Total<br/>2022<br/>£</b> |
|---------------------|-------------------------------------|-----------------------------------|-----------------------------|-----------------------------|
| Membership fees     | 750                                 | -                                 | <b>750</b>                  | 864                         |
| Cottage rents       |                                     |                                   | -                           | -                           |
| Lodge rents         | 19,786                              | -                                 | <b>19,786</b>               | 52,813                      |
| Other rent received | 11,855                              | -                                 | <b>11,855</b>               | 10,063                      |
| Grants receivable   | -                                   | 68,736                            | <b>68,736</b>               | -                           |
|                     | <b>32,391</b>                       | <b>68,736</b>                     | <b>101,127</b>              | 63,740                      |

| <b>Charity</b>      | <b>Unrestricted<br/>funds<br/>£</b> | <b>Restricted<br/>funds<br/>£</b> | <b>Total<br/>2023<br/>£</b> | <b>Total<br/>2022<br/>£</b> |
|---------------------|-------------------------------------|-----------------------------------|-----------------------------|-----------------------------|
| Membership fees     | 750                                 | -                                 | <b>750</b>                  | 864                         |
| Lodge rents         | 19,786                              | -                                 | <b>19,786</b>               | 52,813                      |
| Other rent received | 35,855                              | -                                 | <b>35,855</b>               | 34,063                      |
| Grants receivable   | -                                   | 68,736                            | <b>68,736</b>               | -                           |
|                     | <b>56,391</b>                       | <b>68,736</b>                     | <b>125,127</b>              | 87,740                      |

All income from charitable activities in the comparative period was unrestricted.

**5 Income from other trading activities**

| <b>Group</b>                 | <b>Unrestricted<br/>funds<br/>£</b> | <b>Restricted<br/>funds<br/>£</b> | <b>Total<br/>2023<br/>£</b> | <b>Total<br/>2022<br/>£</b> |
|------------------------------|-------------------------------------|-----------------------------------|-----------------------------|-----------------------------|
| Trading subsidiary (note 12) | 1,307,588                           | -                                 | <b>1,307,588</b>            | 1,675,171                   |
|                              | <b>1,307,588</b>                    | -                                 | <b>1,307,588</b>            | 1,675,171                   |

All income from other trading activities in the comparative period was unrestricted.

**SAMLESBURY HALL TRUST****NOTES TO THE FINANCIAL STATEMENTS (CONTINUED)****FOR THE YEAR ENDED 31 DECEMBER 2023****6 Income from investments**

| <b>Group</b>    | <b>Unrestricted<br/>funds<br/>£</b> | <b>Restricted<br/>funds<br/>£</b> | <b>Total<br/>2023<br/>£</b> | <b>Total<br/>2022<br/>£</b> |
|-----------------|-------------------------------------|-----------------------------------|-----------------------------|-----------------------------|
| Charifund units | 2,514                               | -                                 | <b>2,514</b>                | 7,297                       |
| Bank interest   | 612                                 | -                                 | <b>612</b>                  | 273                         |
|                 | 3,126                               | -                                 | <b>3,126</b>                | 7,570                       |
| <b>Charity</b>  | <b>Unrestricted<br/>funds<br/>£</b> | <b>Restricted<br/>funds<br/>£</b> | <b>Total<br/>2023<br/>£</b> | <b>Total<br/>2022<br/>£</b> |
| Charifund units | 2,514                               | -                                 | <b>2,514</b>                | 7,297                       |
|                 | 2,514                               | -                                 | <b>2,514</b>                | 7,297                       |

All income from investments in the comparative period was unrestricted.



**SAMLESBURY HALL TRUST****NOTES TO THE FINANCIAL STATEMENTS (CONTINUED)****FOR THE YEAR ENDED 31 DECEMBER 2023****7 Expenditure on charitable activities**

| <b>Group</b>                | <b>Operation of Samlesbury Hall</b> |                                   |                             | <b>Total<br/>2022<br/>£</b> |
|-----------------------------|-------------------------------------|-----------------------------------|-----------------------------|-----------------------------|
|                             | <b>Unrestricted<br/>funds<br/>£</b> | <b>Restricted<br/>funds<br/>£</b> | <b>Total<br/>2023<br/>£</b> |                             |
| <b>Activity</b>             |                                     |                                   |                             |                             |
| Cost of maintaining grounds | 35,198                              | -                                 | <b>35,198</b>               | 64,560                      |
| Restoration and repair work | 19,407                              | 36                                | <b>19,443</b>               | 18,683                      |
| Rates and electricity       | 7,035                               | -                                 | <b>7,035</b>                | 4,116                       |
| Insurance                   | 31,091                              | -                                 | <b>31,091</b>               | 30,424                      |
| Depreciation                | 13,139                              | -                                 | <b>13,139</b>               | 25,198                      |
| Support costs (see note 8)  | 190,728                             | -                                 | <b>190,728</b>              | 164,353                     |
|                             | 296,598                             | 36                                | <b>296,634</b>              | 307,334                     |

| <b>Charity</b>              | <b>Operation of Samlesbury Hall</b> |                                   |                             | <b>Total<br/>2022<br/>£</b> |
|-----------------------------|-------------------------------------|-----------------------------------|-----------------------------|-----------------------------|
|                             | <b>Unrestricted<br/>funds<br/>£</b> | <b>Restricted<br/>funds<br/>£</b> | <b>Total<br/>2023<br/>£</b> |                             |
| <b>Activity</b>             |                                     |                                   |                             |                             |
| Cost of maintaining grounds | 35,198                              | -                                 | <b>35,198</b>               | 64,560                      |
| Restoration and repair work | 8,444                               | 36                                | <b>8,480</b>                | 10,895                      |
| Rates and electricity       | 7,035                               | -                                 | <b>7,035</b>                | 4,116                       |
| Insurance                   | 31,091                              | -                                 | <b>31,091</b>               | 30,424                      |
| Depreciation                | 13,139                              | -                                 | <b>13,139</b>               | 25,198                      |
| Support costs (see note 8)  | 190,728                             | -                                 | <b>190,728</b>              | 164,353                     |
|                             | 285,635                             | 36                                | <b>285,671</b>              | 299,546                     |

All expenditure on charitable activities in the prior year was unrestricted for both charity and group.

**SAMLESBURY HALL TRUST****NOTES TO THE FINANCIAL STATEMENTS (CONTINUED)****FOR THE YEAR ENDED 31 DECEMBER 2023****8 Support costs**

| <b>Group and charity</b>                       | <b>Charitable activities</b> | <b>Total</b>   | <b>Total</b> |
|--|------------------------------|----------------|--------------|
|  | <b>£</b>                     | <b>2023</b>    | <b>2022</b>  |
|  |                              | <b>£</b>       | <b>£</b>     |
| Audit and accountancy fees                     | 9,390                        | <b>9,390</b>   | 7,700        |
| Admin and other salaries - based on staff time | 156,184                      | <b>156,184</b> | 134,047      |
| Establishment costs - based on usage           | 25,154                       | <b>25,154</b>  | 22,606       |
|  | <b>190,728</b>               | <b>190,728</b> | 164,353      |

**9 Expenditure on raising funds**

| <b>Group</b>                   | <b>Unrestricted funds</b> | <b>Restricted funds</b> | <b>Total</b>     | <b>Total</b> |
|--------------------------------|---------------------------|-------------------------|------------------|--------------|
|                                | <b>£</b>                  | <b>£</b>                | <b>2023</b>      | <b>2022</b>  |
|                                |                           |                         | <b>£</b>         | <b>£</b>     |
| Purchases                      | 330,530                   | -                       | <b>330,530</b>   | 301,229      |
| Direct staffing costs          | 63,901                    | -                       | <b>63,901</b>    | 149,066      |
| Admin staffing costs           | 729,873                   | -                       | <b>729,873</b>   | 636,900      |
| Staff training and other costs | 2,255                     | -                       | <b>2,255</b>     | 4,599        |
| Staff costs recharged          | (156,184)                 | -                       | <b>(156,184)</b> | (134,047)    |
| Premises                       | 2,688                     | -                       | <b>2,688</b>     | 6,416        |
| Utilities                      | 72,065                    | -                       | <b>72,065</b>    | 56,134       |
| Management charge - group      | (21,370)                  | -                       | <b>(21,370)</b>  | (22,606)     |
| Motor and travel expenses      | 1,949                     | -                       | <b>1,949</b>     | 4,092        |
| Bank charges                   | 16,671                    | -                       | <b>16,671</b>    | 15,192       |
| Advertising                    | 27,732                    | -                       | <b>27,732</b>    | 24,800       |
| Legal and professional fees    | 26,678                    | -                       | <b>26,678</b>    | 19,458       |
| Audit and accountancy fees     | 16,727                    | -                       | <b>16,727</b>    | 19,496       |
| Depreciation                   | 47,975                    | -                       | <b>47,975</b>    | 48,162       |
| Other costs                    | 158,991                   | -                       | <b>158,991</b>   | 108,391      |
|                                | <b>1,320,481</b>          | -                       | <b>1,320,481</b> | 1,237,282    |

All expenditure on raising funds in the current and comparative period was in the trading company and was unrestricted.

**SAMLESBURY HALL TRUST****NOTES TO THE FINANCIAL STATEMENTS (CONTINUED)****FOR THE YEAR ENDED 31 DECEMBER 2023****10 Net income for the year**

|   | <b>2023</b>   | <b>2022</b> |
|---|---------------|-------------|
|   | <b>£</b>      | <b>£</b>    |
| <b>Net income is stated after charging/(crediting):</b> |               |             |
| <b>Group</b>  |               |             |
| Depreciation  | <b>61,115</b> | 73,360      |
| Auditor's remuneration                                  |               |             |
| - provision of non audit services                       | <b>13,500</b> | 12,196      |
| - audit of the financial statements                     | <b>17,177</b> | 15,000      |
| <b>Charity</b>  |               |             |
| Depreciation  | <b>13,139</b> | 25,198      |
| Auditor's remuneration                                  |               |             |
| - provision of non audit services                       | <b>5,930</b>  | 3,200       |
| - audit of the financial statements                     | <b>4,000</b>  | 4,500       |

**11 Staff costs and emoluments**

|   | <b>Total</b>   | <b>Total</b> |
|---|----------------|--------------|
|   | <b>2023</b>    | <b>2022</b>  |
|   | <b>£</b>       | <b>£</b>     |
| <b>Total staff costs were as follows:</b> |                |              |
| Wages and salaries                        | <b>726,573</b> | 702,672      |
| Social security costs                     | <b>45,055</b>  | 55,284       |
| Pension costs                             | <b>22,146</b>  | 28,010       |
|   | <b>793,774</b> | 785,966      |

**SAMLESBURY HALL TRUST****NOTES TO THE FINANCIAL STATEMENTS (CONTINUED)****FOR THE YEAR ENDED 31 DECEMBER 2023**

---

**11 Staff costs and emoluments (continued)****Particulars of employees:**

The average head count number of staff employed by the group during the year was as follows:

|                              | <b>2023</b>           | 2022           |
|------------------------------|-----------------------|----------------|
|                              | <b>No</b>             | No             |
| Operation of Samlesbury Hall |                       |                |
| - Full time                  | <b>4</b>              | 3              |
| - Part time                  | <b>3</b>              | 2              |
| Commercial trading operation |                       |                |
| - Full time                  | <b>10</b>             | 12             |
| - Part time                  | <b>31</b>             | 37             |
|                              | <hr/> <b>48</b> <hr/> | <hr/> 54 <hr/> |

The number of employees, whose remuneration for the year fell within the following bands, were:

|                   | <b>2023</b> | 2022     |
|-------------------|-------------|----------|
|                   | <b>No</b>   | No       |
| £110,000-£120,000 | <b>1</b>    | <b>1</b> |

The key management personnel of the group comprise the Trustees and the Chief Executive Officer. The total benefits of the key management personnel in the year amounted to £135,258 (2022: £129,676).

The group operates a defined contribution pension scheme. The contributions paid into the scheme in respect of the eligible employees for the year ended 31 December 2023 amounted to £8,966 (2022: £7,831).

No trustees received any remuneration from the Charity during the year. Direct incurred expenses are reimbursed when claimed. No expenses were reimbursed to any trustees in either the current or the previous year.

Volunteers are used in many areas to help achieve the charitable objectives. Volunteers are used in the Gift Shop to help process sales and payments and for wrapping purchases. Volunteers on the door help to record admittance and provide information to visitors about the Hall. Volunteers also help in the grounds.

**SAMLESBURY HALL TRUST****NOTES TO THE FINANCIAL STATEMENTS (CONTINUED)****FOR THE YEAR ENDED 31 DECEMBER 2023**

---

**12 Commercial trading operation**

Samlesbury Hall Limited is a company limited by guarantee and incorporated in the United Kingdom (Company registration number: 01486341) and only Trustees of the Charity are eligible to become members of the limited company. Resigned trustees are subsequently removed as directors and members of the limited company. The limited company is a subsidiary undertaking on the basis that it is effectively controlled by Samlesbury Hall Trust.

The principal activity of the company is hire of the hall for weddings and private functions and generates income from the bar, restaurant, gift shop and wafflery. The aim of the company is to generate profits and to support the preservation of Samlesbury Hall by donating all but a small proportion of its profits to the charity. A summary of its trading results is shown below:

|  | <b>2023</b>      | 2022      |
|--|------------------|-----------|
|  | <b>£</b>         | <b>£</b>  |
| <b>Turnover</b>                          | <b>1,307,587</b> | 1,675,171 |
| Cost of sales                            | <b>(394,431)</b> | (450,295) |
| <b>Gross profit</b>                      | <b>913,156</b>   | 1,224,876 |
| Administration costs                     | <b>(961,013)</b> | (818,775) |
| Other operating income                   | <b>39,610</b>    | 71        |
| <b>Operating profit</b>                  | <b>(8,247)</b>   | 406,172   |
| Interest receivable                      | <b>612</b>       | 202       |
| <b>Profit before charitable donation</b> | <b>(7,635)</b>   | 406,374   |
| <b>Assets</b>                            | <b>917,884</b>   | 1,101,175 |
| <b>Liabilities</b>                       | <b>(813,861)</b> | (786,844) |
| <b>Share capital and reserves</b>        | <b>104,023</b>   | 314,331   |

**SAMLESBURY HALL TRUST****NOTES TO THE FINANCIAL STATEMENTS (CONTINUED)****FOR THE YEAR ENDED 31 DECEMBER 2023****13 Tangible fixed assets**

| <b>Group</b>               | <b>Land and<br/>Buildings<br/>£</b> | <b>The<br/>Hamlet<br/>£</b> | <b>Plant &amp;<br/>Machinery etc<br/>£</b> | <b>Totals<br/>£</b> |
|----------------------------|-------------------------------------|-----------------------------|--|---------------------|
| <b>Cost</b>                |                                     |                             |  |                     |
| At 1 January 2023          | 362,384                             | 485,928                     | 633,257                                    | 1,481,569           |
| Additions                  | -                                   | -                           | 82,439                                     | 82,439              |
| Disposals                  | -                                   | -                           | -  | -                   |
| <b>At 31 December 2023</b> | <b>362,384</b>                      | <b>485,928</b>              | <b>715,696</b>                             | <b>1,564,008</b>    |
| <b>Depreciation</b>        |                                     |                             |  |                     |
| At 1 January 2023          | -                                   | 136,655                     | 516,130                                    | 652,785             |
| Charge for the year        | -                                   | 24,256                      | 36,858                                     | 61,114              |
| Eliminated on disposals    | -                                   | -                           | -  | -                   |
| <b>At 31 December 2023</b> | <b>-</b>                            | <b>160,911</b>              | <b>552,988</b>                             | <b>713,899</b>      |
| <b>Net book value</b>      |                                     |                             |  |                     |
| <b>At 31 December 2023</b> | <b>362,384</b>                      | <b>325,017</b>              | <b>162,708</b>                             | <b>850,109</b>      |
| At 1 January 2023          | 362,384                             | 349,273                     | 117,127                                    | 828,784             |
| <b>Charity</b>             |                                     |                             | <b>Plant &amp;<br/>Machinery etc<br/>£</b> | <b>Totals<br/>£</b> |
| <b>Cost</b>                |                                     |                             |  |                     |
| At 1 January 2023          |                                     |                             | 282,846                                    | 282,846             |
| Additions                  |                                     |                             | 68,700                                     | 68,700              |
| Disposals                  |                                     |                             | -  | -                   |
| <b>At 31 December 2023</b> |                                     |                             | <b>351,546</b>                             | <b>351,546</b>      |
| <b>Depreciation</b>        |                                     |                             |  |                     |
| At 1 January 2023          |                                     |                             | 263,460                                    | 263,460             |
| Charge for the year        |                                     |                             | 13,139                                     | 13,139              |
| Eliminated on disposals    |                                     |                             | -  | -                   |
| <b>At 31 December 2023</b> |                                     |                             | <b>276,599</b>                             | <b>276,599</b>      |
| <b>Net book value</b>      |                                     |                             |  |                     |
| <b>At 31 December 2023</b> |                                     |                             | <b>74,947</b>                              | <b>74,947</b>       |
| At 1 January 2023          |                                     |                             | 19,386                                     | 19,386              |

**SAMLESBURY HALL TRUST****NOTES TO THE FINANCIAL STATEMENTS (CONTINUED)****FOR THE YEAR ENDED 31 DECEMBER 2023****14 Heritage assets**

| <b>Group and charity</b>   | <b>Land and<br/>Buildings<br/>£</b> | <b>Totals<br/>£</b> |
|----------------------------|-------------------------------------|---------------------|
| <b>Cost</b>                |                                     |                     |
| At 1 January 2023          | 847,369                             | 847,369             |
| Additions                  | -                                   | -                   |
| Disposals                  | -                                   | -                   |
| <b>At 31 December 2023</b> | <b>847,369</b>                      | <b>847,369</b>      |
| <b>Depreciation</b>        |                                     |                     |
| At 1 January 2023          | -                                   | -                   |
| Charge for the year        | -                                   | -                   |
| Eliminated on disposals    | -                                   | -                   |
| <b>At 31 December 2023</b> | <b>-</b>                            | <b>-</b>            |
| <b>Net book value</b>      |                                     |                     |
| <b>At 31 December 2023</b> | <b>847,369</b>                      | <b>847,369</b>      |
| At 1 January 2023          | 847,369                             | 847,369             |

The Trustees recognise Samlesbury Hall as a heritage asset as it is principally held and maintained for its contribution to enhancing local culture and historical knowledge. Further details of the Hall, the preservation of the sure and the access by the public to the Hall are given in the Trustees report.

No external valuations of the property or contents have been conducted during the year. The Trustees believe that the underlying net realisable value of the heritage assets are in excess of their book value. The property and contents have been insured for in excess of £12,000,000.

There have been no disposals of heritage assets over the previous 5 years and no impairment has been recognised.

Additions in the previous 5 years are as follows:

2022: £nil

2021: £5,002

2020: £nil

2019: £58,812

2018: £17,462

**SAMLESBURY HALL TRUST****NOTES TO THE FINANCIAL STATEMENTS (CONTINUED)****FOR THE YEAR ENDED 31 DECEMBER 2023**

---

**15 Investments**

| <b>Group and charity</b>                 | <b>2023</b>    | <b>2022</b> |
|--|----------------|-------------|
|  | <b>£</b>       | <b>£</b>    |
| <b>Valuation</b>                         |                |             |
| Balance brought forward                  | <b>141,833</b> | 149,906     |
| Acquisitions at cost                     | -              | -           |
| Receipts for sale of investments         | <b>(5,000)</b> | -           |
| Realised gains on sale of investments    | -              | -           |
| Unrealised gains/(losses) on investments | <b>(3,214)</b> | (8,073)     |
|  |                |             |
| <b>Total investments</b>                 | <b>133,619</b> | 141,833     |

Total investments comprise the following type of investments:

**At market value:**

|                       |                |         |
|-----------------------|----------------|---------|
| Charifund units       | <b>133,620</b> | 136,833 |
| National Savings Bond | -              | 5,000   |
|                       |                |         |
|                       | <b>133,620</b> | 141,833 |

**At historic cost**

|                       |                |         |
|-----------------------|----------------|---------|
| Charifund units       | <b>145,552</b> | 145,552 |
| National Savings Bond | -              | 5,000   |
|                       |                |         |
|                       | <b>145,552</b> | 150,552 |



**SAMLESBURY HALL TRUST****NOTES TO THE FINANCIAL STATEMENTS (CONTINUED)****FOR THE YEAR ENDED 31 DECEMBER 2023****16 Debtors**

| <b>Group</b>                             | <b>2023</b>    | <b>2022</b> |
|--|----------------|-------------|
|  | <b>£</b>       | <b>£</b>    |
| Trade debtors                            | <b>5,487</b>   | 5,691       |
| Other debtors                            | <b>12,175</b>  | 12,490      |
| Prepayments and accrued income           | <b>32,352</b>  | 33,565      |
|  | <b>50,014</b>  | 51,746      |
|  |                |             |
| <b>Charity</b>                           | <b>2023</b>    | <b>2022</b> |
|  | <b>£</b>       | <b>£</b>    |
| Amounts due from subsidiary undertakings | <b>237,496</b> | 205,556     |
| Other debtors                            | <b>11,519</b>  | 11,838      |
| Prepayments and accrued income           | <b>-</b>       | 29,056      |
|  | <b>249,015</b> | 246,450     |

**17 Creditors: amounts falling due within one year**

| <b>Group</b>                 | <b>2023</b>    | <b>2022</b> |
|------------------------------|----------------|-------------|
|                              | <b>£</b>       | <b>£</b>    |
| Trade creditors              | <b>118,750</b> | 48,238      |
| Taxation and social security | <b>90,849</b>  | 89,091      |
| Other creditors              | <b>71,465</b>  | 66,921      |
| Accruals                     | <b>17,306</b>  | 27,831      |
| Deferred income (note 19)    | <b>181,836</b> | 211,304     |
|                              | <b>480,206</b> | 443,385     |
|                              |                |             |
| <b>Charity</b>               | <b>2023</b>    | <b>2022</b> |
|                              | <b>£</b>       | <b>£</b>    |
| Trade creditors              | <b>2,460</b>   | 269         |
| Accruals                     | <b>5,781</b>   | 5,831       |
|                              | <b>8,241</b>   | 6,100       |

**SAMLESBURY HALL TRUST****NOTES TO THE FINANCIAL STATEMENTS (CONTINUED)****FOR THE YEAR ENDED 31 DECEMBER 2023****18 Creditors: amounts falling due after one year**

| <b>Group</b>              | <b>2023<br/>£</b> | <b>2022<br/>£</b> |
|---------------------------|-------------------|-------------------|
| Deferred income (note 19) | <b>104,400</b>    | 144,000           |
|                           | <b>104,400</b>    | 144,000           |

**19 Deferred income**

| <b>Group</b>               | <b>2023<br/>£</b> | <b>2022<br/>£</b> |
|----------------------------|-------------------|-------------------|
| Balance brought forward    | <b>355,304</b>    | 688,776           |
| Income received in advance | <b>142,236</b>    | 180,713           |
| Release of deferred income | <b>(211,304)</b>  | (514,185)         |
|                            | <b>286,236</b>    | 355,304           |

Deferred income comprises wedding and hall hire deposits, wedding, accommodation, and event income received in advance and rent in advance.

**20 Commitments under operating leases**

| <b>Group</b>            | <b>2023<br/>Land and<br/>Buildings<br/>£</b> | <b>2023<br/>Other<br/>£</b> | <b>2022<br/>Land and<br/>Buildings<br/>£</b> | <b>2022<br/>Other<br/>£</b> |
|-------------------------|--|-----------------------------|--|-----------------------------|
| Within 1 year           | 24,000                                       | -                           | 24,000                                       | -                           |
| Within 2 to 5 years     | -  | -                           | -  | -                           |
| After more than 5 years | -  | -                           | -  | -                           |
|                         | <b>24,000</b>                                | -                           | 24,000                                       | -                           |

There are no operating lease commitments within the Charity.

**SAMLESBURY HALL TRUST****NOTES TO THE FINANCIAL STATEMENTS (CONTINUED)****FOR THE YEAR ENDED 31 DECEMBER 2023****21 Restricted income funds****Current year**

| <b>Group</b>              | <b>At 1<br/>January<br/>2023<br/>£</b> | <b>Income<br/>£</b> | <b>Expenditure<br/>£</b> | <b>Transfers<br/>£</b> | <b>At 31<br/>December<br/>2023<br/>£</b> |
|---------------------------|--|---------------------|--------------------------|------------------------|--|
| <b>Restricted funds</b>   |  |                     |                          |                        |  |
| Access at Samlesbury Hall | 34,477                                 | -                   | -                        | -                      | 34,477                                   |
| Renaissance project       | 13,084                                 | -                   | -                        | (1,110)                | 11,974                                   |
| Resource centre and       | 59,694                                 | -                   | -                        | (1,336)                | 58,358                                   |
| LEF Grant - Bee Centre    | 30,000                                 | -                   | -                        | -                      | 30,000                                   |
| Mayflower play area       | 13,750                                 | -                   | -                        | (3,750)                | 10,000                                   |
| Duchy of Lancaster        | 1,000                                  | -                   | -                        | -                      | 1,000                                    |
| Biffa Award               | -                                      | 68,736              | (36)                     | (4,505)                | 64,195                                   |
|                           | <b>152,005</b>                         | <b>68,736</b>       | <b>(36)</b>              | <b>(10,701)</b>        | <b>210,004</b>                           |

| <b>Charity</b>            | <b>At 1<br/>January<br/>2023<br/>£</b> | <b>Income<br/>£</b> | <b>Expenditure<br/>£</b> | <b>Transfers<br/>£</b> | <b>At 31<br/>December<br/>2023<br/>£</b> |
|---------------------------|--|---------------------|--------------------------|------------------------|--|
| <b>Restricted funds</b>   |  |                     |                          |                        |  |
| Access at Samlesbury Hall | 34,477                                 | -                   | -                        | -                      | 34,477                                   |
| Renaissance project       | 13,084                                 | -                   | -                        | (1,110)                | 11,974                                   |
| Resource centre and       | 59,694                                 | -                   | -                        | (1,336)                | 58,358                                   |
| LEF Grant - Bee Centre    | 30,000                                 | -                   | -                        | -                      | 30,000                                   |
| Mayflower play area       | 13,750                                 | -                   | -                        | (3,750)                | 10,000                                   |
| Duchy of Lancaster        | 1,000                                  | -                   | -                        | -                      | 1,000                                    |
| Biffa Award               | -                                      | 68,736              | (36)                     | (4,505)                | 64,195                                   |
|                           | <b>152,005</b>                         | <b>68,736</b>       | <b>(36)</b>              | <b>(10,701)</b>        | <b>210,004</b>                           |

**SAMLESBURY HALL TRUST****NOTES TO THE FINANCIAL STATEMENTS (CONTINUED)****FOR THE YEAR ENDED 31 DECEMBER 2023****21 Restricted income funds (continued)****Prior year**

| <b>Group</b>                       | <b>At 1<br/>January<br/>2022<br/>£</b> | <b>Income<br/>£</b> | <b>Expenditure<br/>£</b> | <b>Transfers<br/>£</b> | <b>At 31<br/>December<br/>2022<br/>£</b> |
|------------------------------------|--|---------------------|--------------------------|------------------------|--|
| <b>Restricted funds</b>            |  |                     |                          |                        |  |
| Access at Samlesbury Hall          | 34,477                                 | -                   | -                        | -                      | 34,477                                   |
| Renaissance project                | 17,362                                 | -                   | -                        | (4,278)                | 13,084                                   |
| Resource centre and access project | 62,364                                 | -                   | -                        | (2,670)                | 59,694                                   |
| LEF Grant - Bee Centre             | 30,000                                 | -                   | -                        | -                      | 30,000                                   |
| Mayflower play area                | 16,255                                 | -                   | -                        | (2,505)                | 13,750                                   |
| Duchy of Lancaster                 | 1,000                                  | -                   | -                        | -                      | 1,000                                    |
|                                    | <b>161,458</b>                         | <b>-</b>            | <b>-</b>                 | <b>(9,453)</b>         | <b>152,005</b>                           |
| <b>Charity</b>                     |  |                     |                          |                        |  |
|                                    | <b>At 1<br/>January<br/>2022<br/>£</b> | <b>Income<br/>£</b> | <b>Expenditure<br/>£</b> | <b>Transfers<br/>£</b> | <b>At 31<br/>December<br/>2022<br/>£</b> |
| <b>Restricted funds</b>            |  |                     |                          |                        |  |
| Access at Samlesbury Hall          | 34,477                                 | -                   | -                        | -                      | 34,477                                   |
| Renaissance project                | 17,362                                 | -                   | -                        | (4,278)                | 13,084                                   |
| Resource centre and access project | 62,364                                 | -                   | -                        | (2,670)                | 59,694                                   |
| LEF Grant - Bee Centre             | 30,000                                 | -                   | -                        | -                      | 30,000                                   |
| Mayflower play area                | 16,255                                 | -                   | -                        | (2,505)                | 13,750                                   |
| Duchy of Lancaster                 | 1,000                                  | -                   | -                        | -                      | 1,000                                    |
|                                    | <b>161,458</b>                         | <b>-</b>            | <b>-</b>                 | <b>(9,453)</b>         | <b>152,005</b>                           |

Access at Samlesbury Hall: funds received from SITA Trust Limited for more access at Samlesbury Hall.

Renaissance project: funds received from Biffaward (managed by the Royal Society of Wildlife Trusts) for the project to renovate some disused building space to develop a new exhibition / timeline area with living history classroom and kitchen area.

Resource centre and access project: funds received from Defra for the improvement of access to the Hall by upgrading a building, repairing a road surface, and providing extra accommodation.

LEF Grant – Bee Centre: funds received from Lancashire Environmental Fund for the Bee Centre on the grounds

Mayflower play area: funds received from Biffa Awards for the Mayflower Play Area.

**SAMLESBURY HALL TRUST****NOTES TO THE FINANCIAL STATEMENTS (CONTINUED)****FOR THE YEAR ENDED 31 DECEMBER 2023****21 Restricted income funds (continued)**

Duchy of Lancaster Benevolent Fund: funds received from Duchy of Lancaster to help towards a new outdoor Health and Wellbeing Project.

Biffa Award Fund: funds received from Biffa Award to improve interpretation for enhanced visitor experience.

**22 Unrestricted income funds****Current year**

| <b>Group</b>                      | <b>At 1<br/>January<br/>2023<br/>£</b> | <b>Income<br/>£</b> | <b>Expenditure<br/>£</b> | <b>Gains /<br/>(losses)<br/>£</b> | <b>Transfers<br/>£</b> | <b>At 31<br/>December<br/>2023<br/>£</b> |
|-----------------------------------|--|---------------------|--------------------------|-----------------------------------|------------------------|--|
| <b>Unrestricted income funds:</b> |  |                     |                          |                                   |                        |  |
| General funds                     | 1,511,325                              | 1,389,611           | (1,617,079)              | (3,214)                           | 10,701                 | 1,291,344                                |
|                                   | <b>1,511,325</b>                       | <b>1,389,611</b>    | <b>(1,617,079)</b>       | <b>(3,214)</b>                    | <b>10,701</b>          | <b>1,291,344</b>                         |

| <b>Charity</b>                    | <b>At 1<br/>January<br/>2023<br/>£</b> | <b>Income<br/>£</b> | <b>Expenditure<br/>£</b> | <b>Gains /<br/>(losses)<br/>£</b> | <b>Transfers<br/>£</b> | <b>At 31<br/>December<br/>2023<br/>£</b> |
|-----------------------------------|--|---------------------|--------------------------|-----------------------------------|------------------------|--|
| <b>Unrestricted income funds:</b> |  |                     |                          |                                   |                        |  |
| General funds                     | 1,196,994                              | 268,474             | (285,635)                | (3,214)                           | 10,701                 | 1,187,320                                |
|                                   | <b>1,196,994</b>                       | <b>268,474</b>      | <b>(285,635)</b>         | <b>(3,214)</b>                    | <b>10,701</b>          | <b>1,187,320</b>                         |

**SAMLESBURY HALL TRUST****NOTES TO THE FINANCIAL STATEMENTS (CONTINUED)****FOR THE YEAR ENDED 31 DECEMBER 2023****22 Unrestricted income funds (continued)****Prior year**

| <b>Group</b>                      | <b>At 1<br/>January<br/>2022<br/>£</b> | <b>Income</b>    | <b>Expenditure<br/>£</b> | <b>Gains /<br/>(losses)</b> | <b>Transfers<br/>£</b> | <b>At 31<br/>December<br/>2022<br/>£</b> |
|-----------------------------------|--|------------------|--------------------------|-----------------------------|------------------------|--|
| <b>Unrestricted income funds:</b> |  |                  |                          |                             |                        |  |
| General funds                     | 1,296,296                              | 1,758,265        | (1,544,616)              | (8,073)                     | 9,453                  | 1,511,325                                |
|                                   | <b>1,296,296</b>                       | <b>1,758,265</b> | <b>(1,544,616)</b>       | <b>(8,073)</b>              | <b>9,453</b>           | <b>1,511,325</b>                         |

| <b>Charity</b>                    | <b>At 1<br/>January<br/>2022<br/>£</b> | <b>Income</b>  | <b>Expenditure<br/>£</b> | <b>Gains /<br/>(losses)</b> | <b>Transfers<br/>£</b> | <b>At 31<br/>December<br/>2022<br/>£</b> |
|-----------------------------------|--|----------------|--------------------------|-----------------------------|------------------------|--|
| <b>Unrestricted income funds:</b> |  |                |                          |                             |                        |  |
| General funds                     | 1,388,339                              | 106,821        | (299,546)                | (8,073)                     | 9,453                  | 1,196,994                                |
|                                   | <b>1,388,339</b>                       | <b>106,821</b> | <b>(299,546)</b>         | <b>(8,073)</b>              | <b>9,453</b>           | <b>1,196,994</b>                         |

**23 Analysis of net assets between funds****Current year**

| <b>Group</b>       | <b>Tangible<br/>fixed assets<br/>£</b> | <b>Fixed asset<br/>investments<br/>£</b> | <b>Net current<br/>assets<br/>£</b> | <b>Long term<br/>liabilities<br/>£</b> | <b>Total<br/>£</b> |
|--------------------|--|--|-------------------------------------|--|--------------------|
| Restricted funds   | 210,004                                | -  | -                                   | -                                      | 210,004            |
| General funds      | 1,487,474                              | 133,619                                  | (225,349)                           | (104,400)                              | 1,291,344          |
| <b>Total funds</b> | <b>1,697,478</b>                       | <b>133,619</b>                           | <b>(225,349)</b>                    | <b>(104,400)</b>                       | <b>1,501,348</b>   |

| <b>Charity</b>     | <b>Tangible<br/>fixed assets<br/>£</b> | <b>Fixed asset<br/>investments<br/>£</b> | <b>Net current<br/>assets<br/>£</b> | <b>Long term<br/>liabilities<br/>£</b> | <b>Total<br/>£</b> |
|--------------------|--|--|-------------------------------------|--|--------------------|
| Restricted funds   | 210,004                                | -  | -                                   | -                                      | 210,004            |
| General funds      | 712,312                                | 133,619                                  | 341,389                             | -                                      | 1,187,320          |
| <b>Total funds</b> | <b>922,316</b>                         | <b>133,619</b>                           | <b>341,389</b>                      | <b>-</b>                               | <b>1,397,324</b>   |

**SAMLESBURY HALL TRUST****NOTES TO THE FINANCIAL STATEMENTS (CONTINUED)****FOR THE YEAR ENDED 31 DECEMBER 2023****23 Analysis of net assets between funds (continued)****Prior year**

| <b>Group</b>       | <b>Tangible<br/>fixed assets<br/>£</b> | <b>Fixed asset<br/>investments<br/>£</b> | <b>Net current<br/>assets<br/>£</b> | <b>Long term<br/>liabilities<br/>£</b> | <b>Total<br/>£</b> |
|--------------------|--|--|-------------------------------------|--|--------------------|
| Restricted funds   | 152,005                                | -  | -                                   | -                                      | 152,005            |
| General funds      | 1,524,148                              | 141,833                                  | (10,656)                            | (144,000)                              | 1,511,325          |
| <b>Total funds</b> | <b>1,676,153</b>                       | <b>141,833</b>                           | <b>(10,656)</b>                     | <b>(144,000)</b>                       | <b>1,663,330</b>   |

| <b>Charity</b>     | <b>Tangible<br/>fixed assets<br/>£</b> | <b>Fixed asset<br/>investments<br/>£</b> | <b>Net current<br/>assets<br/>£</b> | <b>Long term<br/>liabilities<br/>£</b> | <b>Total<br/>£</b> |
|--------------------|--|--|-------------------------------------|--|--------------------|
| Restricted funds   | 152,005                                | -  | -                                   | -                                      | 152,005            |
| General funds      | 714,750                                | 141,833                                  | 340,411                             | -                                      | 1,196,994          |
| <b>Total funds</b> | <b>866,755</b>                         | <b>141,833</b>                           | <b>340,411</b>                      | <b>-</b>                               | <b>1,348,999</b>   |

**24 Control and related parties**

The charity was under the control of the Board of Trustees.

No employee benefits were paid to any of the Trustees' during the current or period year and none of the Trustees' received any expenses from the charity during the same periods.

There are no further disclosable related party transactions for the charity.