

JOHN EDDLESTON'S CHARITY

England & Wales · Charity number 503695

Details

Other names JOHN EDDLESTON'S EDUCATIONAL FOUNDATION

Status Registered

Legal form Other

Registered 1974-10-15

Register [View on the Charity Commission register](#)

Contact

Address Parkinson Commercial Property Consu
10 Beecham Court
Wigan
WN3 6PR

Phone 01942741800

Activities

Objects: 1) TO APPLY ONE-THIRD OF THE INCOME OF THE CHARITY FOR THE ADVANCEMENT OF RELIGION IN ACCORDANCE WITH THE PROVISIONS OF CLAUSE 25 OF THE SCHEME. 2) TO APPLY ONE-THIRD OF THE INCOME OF THE CHARITY FOR THE ADVANCEMENT OF EDUCATION IN ACCORDANCE WITH THE PROVISIONS OF CLAUSE 26 OF THE SCHEME. 3) THE REMAINING THIRD TO BE APPLIED FOR THE RELIEF IN NEED IN ACCORDANCE WITH THE PROVISIONS OF CLAUSE 27 OF THE SCHEME. (PLEASE SEE SCHEME FOR FURTHER DETAILS).

Activities: PROVIDE GRANT AID FOR THE ADVANCEMENT OF RELIGION, EDUCATION AND TO HELP THOSE IN NEED, SPECIFICALLY IN THE BILLINGE AREA.

Classification

- **How:** Makes Grants To Individuals, Makes Grants To Organisations, Provides Buildings/facilities/open Space
- **What:** General Charitable Purposes, Education/training, The Advancement Of Health Or Saving Of Lives, Disability, The Prevention Or Relief Of Poverty, Religious Activities, Arts/culture/heritage/science, Amateur Sport, Environment/conservation/heritage
- **Who:** Children/young People, Elderly/old People, People With Disabilities

Geography

- **Area of benefit:** 1) ST AIDAN, BILLINGE 2) BILLINGE CHAPEL END
- St Helens

Finances

Period end	Income	Expenditure	Assets	Employees
2024-12-31	£51,443	£19,583	-	-
2023-12-31	£54,201	£73,292	-	-
2022-12-31	£47,777	£119,206	-	-
2021-12-31	£44,235	£58,988	-	-
2020-12-31	£50,003	£44,892	-	-

Trustees

Name	Role	Appointed
ANDREW WHITTLE	Chair	2018-10-10
FRANK GILL		2023-03-22
Roy Thompson		2019-06-26
colin corless		2024-10-15
keith Whitehead		2019-06-26

JOHN EDDLESTON'S CHARITY

England & Wales - Charity number 503695

Accounts

**REPORT OF THE TRUSTEES AND
UNAUDITED FINANCIAL STATEMENTS
FOR THE YEAR ENDED 31 DECEMBER 2024
FOR
JOHN EDDLESTON'S CHARITY**

Fairhurst
Chartered Accountants
Douglas Bank House
Wigan Lane
Wigan
Lancashire
WN1 2TB

JOHN EDDLESTON'S CHARITY

**CONTENTS OF THE FINANCIAL STATEMENTS
for the Year Ended 31 December 2024**

	Page
Report of the Trustees	1 to 3
Independent Examiner's Report	4
Statement of Financial Activities	5
Statement of Financial Position	6
Notes to the Financial Statements	7 to 13
Detailed Statement of Financial Activities	14
Appendices	15

JOHN EDDLESTON'S CHARITY

REPORT OF THE TRUSTEES for the Year Ended 31 December 2024

The trustees present their report with the financial statements of the charity for the year ended 31 December 2024. The trustees have adopted the provisions of Accounting and Reporting by Charities: Statement of Recommended Practice applicable to charities preparing their accounts in accordance with the Financial Reporting Standard applicable in the UK and Republic of Ireland (FRS 102) (effective 1 January 2019).

OBJECTIVES AND ACTIVITIES

Significant activities

Land and buildings

The building is used by local community groups and the field by local sports groups for the benefit of the inhabitants of Billinge and its surrounding areas.

Grantmaking

The charity invites applications for grants from local groups and individuals. These are discussed by the trustees at annual and extraordinary general meetings and are awarded on merit.

ACHIEVEMENT AND PERFORMANCE

Charitable activities

Public benefit

Whilst exercising their duties the charity trustees have complied with the guidance on public benefit rules.

Review of activities

During 2016 the charity received £75,260 as dilapidation income relating to certain land owned. The charity has used £71,373 of these monies to date and the remainder of £3,887 will be invested into future improvement and upkeep of its land and buildings. The charity continues to provide support to The John Eddleston Field Society. During the year the charity received £50,169 from its investments, with £10,500 donated to local schools and The John Eddleston Field Society.

FINANCIAL REVIEW

Investment policy and objectives

The trustees consider that the performance of the charity this year has been most satisfactory. The results for the year and the financial position of the Charity are as shown in the annexed financial statements.

There are no restrictions on the charity's power to invest. The investment strategy is set by the trustees and takes account of recent demand for funds and the quality of funding applications. The trustees consider the income requirements, the risk profile and the investment manager's view of the market prospects in the medium term. This strategy is set within an overall policy which states that the general fund is to be invested in medium risk investments. Our strategy is reviewed with our investment managers annually.

Reserves policy

It is the policy of the charity to maintain unrestricted funds at a level sufficient to cover management and administration costs and to respond to emergency applications for grants which arise from time to time.

STRUCTURE, GOVERNANCE AND MANAGEMENT

Governing document

The John Eddleston's Charity was founded by a will dated 14 June 1672 and comprised in a scheme of 30 November 1909 and is now regulated by a scheme dated 18 December 1987, as amended by schemes dated 23 December 1994 and 12th May 2003, and is a registered charity, no 503695.

The objects of the charity are as follows: -

- 1) To apply one-third of the income of the charity for the advancement of religion in accordance with the provisions of clause 25 of the scheme.
- 2) To apply one-third of the income of the charity for the advancement of education in accordance with the provisions of clause 26 of the scheme.
- 3) The remaining third to be applied for the relief in need in accordance with the provisions of clause 27 of the scheme.

JOHN EDDLESTON'S CHARITY

REPORT OF THE TRUSTEES for the Year Ended 31 December 2024

STRUCTURE, GOVERNANCE AND MANAGEMENT

Organisational structure

The trustees who have served during the year and since the year end are set out below. Trustees are appointed by the board of trustees and serve for five years after which period they may put themselves forward for re-appointment. The trustees consist of five cooperative members and two nominative members. The nominative members are proposed by Billinge Parish Council and St Aidan's Parochial Church Council respectively.

The trustees meet annually at the AGM and at extraordinary general meetings as required.

Related parties

The charity has very close relationships with The John Eddleston Field Society and John Eddleston Vicarage Moneys, which are charities, all of which nominate trustees and provide funding to enable the charity to carry out its charitable objectives.

It has been agreed that the charity will pay the accountancy and secretarial fees of The John Eddleston Field Society along with all insurance costs relating to The John Eddleston Centre and Eddleston Recreational Field, and provide funds as necessary to the Society to meet costs (see note 12 of the financial statements).

The quarterly interest received on the John Eddleston Vicarage Moneys investments is deposited into the John Eddleston's Charity bank account, which is then payable directly to the Vicar of Billinge (see note 12 of the financial statements). In the absence of a Vicar this will be donated to certain schools and the church in Billinge.

REFERENCE AND ADMINISTRATIVE DETAILS

Registered Charity number

503695

Principal address

C/o Parkinson Commercial Property
Consultants
10 Beecham Court
Wigan
Lancashire
WN3 6PR

Trustees

C Stockley (resigned 15/10/2024)
Dr C E Mather
Mrs J Smith
A Whittle (Chairman)
R Thompson
K Whitehead
F Gill
C Corless (appointed 15/10/2024)

Independent Examiner

Gary Edgerton FCA Cert PFS
Fairhurst
Chartered Accountants
Douglas Bank House
Wigan Lane
Wigan
Lancashire
WN1 2TB

JOHN EDDLESTON'S CHARITY

**REPORT OF THE TRUSTEES
for the Year Ended 31 December 2024**

REFERENCE AND ADMINISTRATIVE DETAILS

Bankers

National Westminster Bank Plc
Corporate Business Centre
Ashton House
PO Box 120 Waterloo Street
Bolton
Lancashire
BL1 8HG

Investment managers

Evelyn Partners
Royal Liver Building
Pier Head
Liverpool
L3 1NY

Approved by order of the board of trustees on 22/9/25 and signed on its behalf by:



.....
A Whittle (Chairman) - Trustee

**INDEPENDENT EXAMINER'S REPORT TO THE TRUSTEES OF
JOHN EDDLESTON'S CHARITY**

Independent examiner's report to the trustees of John Eddleston's Charity

I report to the charity trustees on my examination of the accounts of John Eddleston's Charity (the Trust) for the year ended 31 December 2024.

Responsibilities and basis of report

As the charity trustees of the Trust you are responsible for the preparation of the accounts in accordance with the requirements of the Charities Act 2011 ('the Act').

I report in respect of my examination of the Trust's accounts carried out under Section 145 of the Act and in carrying out my examination I have followed all applicable Directions given by the Charity Commission under Section 145(5)(b) of the Act.

Independent examiner's statement

I have completed my examination. I confirm that no material matters have come to my attention in connection with the examination giving me cause to believe that in any material respect:

1. accounting records were not kept in respect of the Trust as required by Section 130 of the Act; or
2. the accounts do not accord with those records; or
3. the accounts do not comply with the applicable requirements concerning the form and content of accounts set out in the Charities (Accounts and Reports) Regulations 2008 other than any requirement that the accounts give a true and fair view which is not a matter considered as part of an independent examination.

I have no concerns and have come across no other matters in connection with the examination to which attention should be drawn in this report in order to enable a proper understanding of the accounts to be reached.



Gary Edgerton FCA Cert PFS

Fairhurst
Chartered Accountants
Douglas Bank House
Wigan Lane
Wigan
Lancashire
WN1 2TB

Date: 22/9/25

JOHN EDDLESTON'S CHARITY

**STATEMENT OF FINANCIAL ACTIVITIES
for the Year Ended 31 December 2024**

	Notes	Unrestricted funds £	2024 Total Endowment funds £	2023 Total Endowment funds £
INCOME AND ENDOWMENTS FROM				
Investment income	2	50,169	50,169	53,578
Other income	3	<u>1,274</u>	<u>1,274</u>	<u>623</u>
Total		<u>51,443</u>	<u>51,443</u>	<u>54,201</u>
 EXPENDITURE ON				
Raising funds		43,599	43,599	45,338
Charitable activities	4			
Direct charitable expenditure		<u>19,583</u>	<u>19,583</u>	<u>27,954</u>
Total		<u>19,583</u>	<u>63,182</u>	<u>73,292</u>
 Net gains/(losses) on investments		<u>(3,217)</u>	<u>(3,217)</u>	<u>(6,387)</u>
 NET INCOME/(EXPENDITURE)		(14,956)	(14,956)	(25,478)
Other recognised gains/(losses)				
Gains on revaluation of fixed assets		<u>45,733</u>	<u>45,733</u>	<u>56,111</u>
Net movement in funds		30,777	30,777	30,633
 RECONCILIATION OF FUNDS				
Total funds brought forward		<u>1,780,532</u>	<u>1,780,532</u>	<u>1,749,899</u>
 TOTAL FUNDS CARRIED FORWARD		<u><u>1,811,309</u></u>	<u><u>1,811,309</u></u>	<u><u>1,780,532</u></u>

The notes form part of these financial statements

JOHN EDDLESTON'S CHARITY

STATEMENT OF FINANCIAL POSITION
31 December 2024

	Notes	Unrestricted funds £	2024 Total Endowment funds £	2023 Total Endowment funds £
FIXED ASSETS				
Tangible assets	8	349,371	349,371	350,837
Investments	9	<u>1,485,681</u>	<u>1,485,681</u>	<u>1,454,180</u>
		1,835,052	1,835,052	1,805,017
CURRENT ASSETS				
Cash at bank		11,631	11,631	9,338
CREDITORS				
Amounts falling due within one year	10	(35,374)	(35,374)	(33,823)
NET CURRENT ASSETS		<u>(23,743)</u>	<u>(23,743)</u>	<u>(24,485)</u>
TOTAL ASSETS LESS CURRENT LIABILITIES		1,811,309	1,811,309	1,780,532
NET ASSETS		<u>1,811,309</u>	<u>1,811,309</u>	<u>1,780,532</u>
FUNDS	11			
Unrestricted funds			<u>1,811,309</u>	<u>1,780,532</u>
TOTAL FUNDS			<u>1,811,309</u>	<u>1,780,532</u>

The financial statements were approved by the Board of Trustees and authorised for issue on22.12.25..... and were signed on its behalf by:



.....
A Whittle (Chairman) - Trustee

JOHN EDDLESTON'S CHARITY

NOTES TO THE FINANCIAL STATEMENTS for the Year Ended 31 December 2024

1. ACCOUNTING POLICIES

Basis of preparing the financial statements

The financial statements of the charity, which is a public benefit entity under FRS 102, have been prepared in accordance with the Charities SORP (FRS 102) 'Accounting and Reporting by Charities: Statement of Recommended Practice applicable to charities preparing their accounts in accordance with the Financial Reporting Standard applicable in the UK and Republic of Ireland (FRS 102) (effective 1 January 2019)', Financial Reporting Standard 102 'The Financial Reporting Standard applicable in the UK and Republic of Ireland' and the Charities Act 2011. The financial statements have been prepared under the historical cost convention, with the exception of investments which are included at market value, as modified by the revaluation of certain assets.

Income

All income is recognised in the Statement of Financial Activities once the charity has entitlement to the funds, it is probable that the income will be received and the amount can be measured reliably.

Investment income is included when received into the bank deposit accounts and represents dividends received and proceeds from sale of listed investments.

Expenditure

Liabilities are recognised as expenditure as soon as there is a legal or constructive obligation committing the charity to that expenditure, it is probable that a transfer of economic benefits will be required in settlement and the amount of the obligation can be measured reliably. Expenditure is accounted for on an accruals basis and has been classified under headings that aggregate all cost related to the category. Where costs cannot be directly attributed to particular headings they have been allocated to activities on a basis consistent with the use of resources.

Allocation of support costs

Support costs are those functions that assist the work of the charity but do not directly relate to charitable activities. Support costs include office costs, finance, insurance, investment management fees and governance costs which support the charity activities.

Tangible fixed assets

Depreciation is not charged on land as the residual value is considered to be higher than the carrying value. Buildings are written off on a straight-line basis over their estimated useful life of fifty years.

Taxation

As a registered charity, the charity is generally exempt from Income Tax and Capital Gains Tax, but not from VAT. Irrecoverable VAT is included in the cost of those items to which it relates.

Fixed asset investments

Investments are included at closing mid-market value at the balance sheet date. Any gain or loss on revaluation is taken to the Statement of Financial Activities

Operating lease arrangements

License fees receivable under operating leases are recognised in the Statement of Financial Activities on a straight line basis over the lease term.

Trade debtors

Trade and other debtors are recognised at the settlement amount due after any trade discount offered. Prepayments are valued at the amount prepaid net of any trade discounts due.

Creditors

Creditors are recognised where the charity has a present obligation resulting from a past event that will probably result in the transfer of funds to a third party and the amount due to settle the obligation can be measured or estimated reliably. Creditors are normally recognised at their settlement amount after allowing for any trade discounts due.

JOHN EDDLESTON'S CHARITY

**NOTES TO THE FINANCIAL STATEMENTS - continued
for the Year Ended 31 December 2024**

1. ACCOUNTING POLICIES - continued

Cash at bank and in hand

Cash at bank and in hand includes cash and short term highly liquid deposits.

Financial instruments

The charity only has financial assets and financial liabilities of a kind that qualify as basic financial instruments. Basic financial instruments are initially recognised at transaction value and subsequently measured at their settlement value.

Impairment of assets

At each reporting date assets are reviewed to determine whether there is any indication that those assets have suffered an impairment loss. If there is an indication of possible impairment, the recoverable amount of any affected asset is estimated and compared to its carrying amount. If the recoverable amount is lower, the carrying amount of the asset is reduced to its recoverable amount and an impairment loss is recognised immediately in the profit or loss.

If an impairment loss is subsequently reversed, the carrying amount of the asset is increased to the revised estimate of its recoverable amount, but not to exceed the amount that would have been determined had no impairment loss been recognised for the asset in prior periods. A reversal of an impairment loss is recognised immediately in the profit or loss.

2. INVESTMENT INCOME

	2024	2023
	£	£
Dividend income from listed investments	29,828	34,400
Interest receivable from Unit Trusts	<u>20,341</u>	<u>19,178</u>
	<u>50,169</u>	<u>53,578</u>

3. OTHER INCOME

	2024	2023
	£	£
Rents received	650	-
Licence fee	<u>624</u>	<u>623</u>
	<u>1,274</u>	<u>623</u>

4. CHARITABLE ACTIVITIES COSTS

Direct charitable expenditure		Direct Costs (see note 5) £ <u>19,583</u>
-------------------------------	--	-------------------------------------------------------

JOHN EDDLESTON'S CHARITY

**NOTES TO THE FINANCIAL STATEMENTS - continued
for the Year Ended 31 December 2024**

5. DIRECT COSTS OF CHARITABLE ACTIVITIES

	2024	2023
	£	£
Donations (see Appendix 3)	10,500	18,974
Upkeep of Billinge Hill	8,276	8,980
Running costs	<u>807</u>	<u>-</u>
	<u>19,583</u>	<u>27,954</u>

6. TRUSTEES' REMUNERATION AND BENEFITS

There were no trustees' remuneration or other benefits for the year ended 31 December 2024 nor for the year ended 31 December 2023.

Trustees' expenses

No expenses were reimbursed to the trustees in either 2024 or 2023.

7. COMPARATIVES FOR THE STATEMENT OF FINANCIAL ACTIVITIES

	Unrestricted funds	Total Endowment funds
	£	£
INCOME AND ENDOWMENTS FROM		
Investment income	53,578	53,578
Other income	<u>623</u>	<u>623</u>
Total	<u>54,201</u>	<u>54,201</u>
EXPENDITURE ON		
Raising funds	45,338	45,338
Charitable activities		
Direct charitable expenditure	<u>27,954</u>	<u>27,954</u>
Total	<u>73,292</u>	<u>73,292</u>
Net gains/(losses) on investments	<u>(6,387)</u>	<u>(6,387)</u>
NET INCOME/(EXPENDITURE)	(25,478)	(25,478)
Other recognised gains/(losses)		
Gains on revaluation of fixed assets	<u>56,111</u>	<u>56,111</u>
Net movement in funds	30,633	30,633
RECONCILIATION OF FUNDS		
Total funds brought forward	<u>1,749,899</u>	<u>1,749,899</u>
TOTAL FUNDS CARRIED FORWARD	<u>1,780,532</u>	<u>1,780,532</u>

JOHN EDDLESTON'S CHARITY

NOTES TO THE FINANCIAL STATEMENTS - continued
for the Year Ended 31 December 2024

8. TANGIBLE FIXED ASSETS

	Land £	Buildings £	Totals £
COST			
At 1 January 2024 and 31 December 2024	<u>311,256</u>	<u>73,299</u>	<u>384,555</u>
DEPRECIATION			
At 1 January 2024	-	33,718	33,718
Charge for year	<u>-</u>	<u>1,466</u>	<u>1,466</u>
At 31 December 2024	<u>-</u>	<u>35,184</u>	<u>35,184</u>
NET BOOK VALUE			
At 31 December 2024	<u>311,256</u>	<u>38,115</u>	<u>349,371</u>
At 31 December 2023	<u>311,256</u>	<u>39,581</u>	<u>350,837</u>

All the fixed assets owned are held for charitable purposes.

9. FIXED ASSET INVESTMENTS

	Listed investments £	Cash and settlements pending £	Totals £
MARKET VALUE			
At 1 January 2024	1,441,630	12,550	1,454,180
Additions	160,985	243,915	404,900
Disposals	(198,664)	(220,468)	(419,132)
Revaluations	<u>45,733</u>	<u>-</u>	<u>45,733</u>
At 31 December 2024	<u>1,449,684</u>	<u>35,997</u>	<u>1,485,681</u>
NET BOOK VALUE			
At 31 December 2024	<u>1,449,684</u>	<u>35,997</u>	<u>1,485,681</u>
At 31 December 2023	<u>1,441,630</u>	<u>12,550</u>	<u>1,454,180</u>

Investments are managed by a UK Investment Fund Manager investing in medium risk listed companies.

Cost or valuation at 31 December 2024 is represented by:

	Listed investments £	Cash and settlements pending £	Totals £
Valuation in 2024	292,446	-	292,446
Cost	<u>1,157,238</u>	<u>35,997</u>	<u>1,193,235</u>
	<u>1,449,684</u>	<u>35,997</u>	<u>1,485,681</u>
Historical Cost		2024 £ <u>1,193,235</u>	2023 £ <u>1,213,034</u>

Investments are held primarily to provide an investment return.

JOHN EDDLESTON'S CHARITY

**NOTES TO THE FINANCIAL STATEMENTS - continued
for the Year Ended 31 December 2024**

10. CREDITORS: AMOUNTS FALLING DUE WITHIN ONE YEAR

	2024	2023
	£	£
Trade creditors	14,216	12,041
Accruals and deferred income	<u>21,158</u>	<u>21,782</u>
	<u>35,374</u>	<u>33,823</u>

11. MOVEMENT IN FUNDS

	At 1/1/24 £	Net movement in funds £	Transfers between funds £	At 31/12/24 £
Unrestricted funds				
General fund	1,769,575	30,777	7,070	1,807,422
Designated fund - Billinge Hill	<u>10,957</u>	<u>-</u>	<u>(7,070)</u>	<u>3,887</u>
	<u>1,780,532</u>	<u>30,777</u>	<u>-</u>	<u>1,811,309</u>
TOTAL FUNDS	<u>1,780,532</u>	<u>30,777</u>	<u>-</u>	<u>1,811,309</u>

Net movement in funds, included in the above are as follows:

	Incoming resources £	Resources expended £	Gains and losses £	Movement in funds £
Unrestricted funds				
General fund	51,443	(63,182)	42,516	30,777
	<u>51,443</u>	<u>(63,182)</u>	<u>42,516</u>	<u>30,777</u>
TOTAL FUNDS	<u>51,443</u>	<u>(63,182)</u>	<u>42,516</u>	<u>30,777</u>

JOHN EDDLESTON'S CHARITY

**NOTES TO THE FINANCIAL STATEMENTS - continued
for the Year Ended 31 December 2024**

11. MOVEMENT IN FUNDS - continued

Comparatives for movement in funds

	At 1/1/23 £	Net movement in funds £	Transfers between funds £	At 31/12/23 £
Unrestricted funds				
General fund	1,730,142	30,633	8,800	1,769,575
Designated fund - Billinge Hill	<u>19,757</u>	<u>-</u>	<u>(8,800)</u>	<u>10,957</u>
	<u>1,749,899</u>	<u>30,633</u>	<u>-</u>	<u>1,780,532</u>
TOTAL FUNDS	<u>1,749,899</u>	<u>30,633</u>	<u>-</u>	<u>1,780,532</u>

Comparative net movement in funds, included in the above are as follows:

	Incoming resources £	Resources expended £	Gains and losses £	Movement in funds £
Unrestricted funds				
General fund	54,201	(73,292)	49,724	30,633
	<u>54,201</u>	<u>(73,292)</u>	<u>49,724</u>	<u>30,633</u>
TOTAL FUNDS	<u>54,201</u>	<u>(73,292)</u>	<u>49,724</u>	<u>30,633</u>

A current year 12 months and prior year 12 months combined position is as follows:

	At 1/1/23 £	Net movement in funds £	Transfers between funds £	At 31/12/24 £
Unrestricted funds				
General fund	1,730,142	61,410	15,870	1,807,422
Designated fund - Billinge Hill	<u>19,757</u>	<u>-</u>	<u>(15,870)</u>	<u>3,887</u>
	<u>1,749,899</u>	<u>61,410</u>	<u>-</u>	<u>1,811,309</u>
TOTAL FUNDS	<u>1,749,899</u>	<u>61,410</u>	<u>-</u>	<u>1,811,309</u>

A current year 12 months and prior year 12 months combined net movement in funds, included in the above are as follows:

	Incoming resources £	Resources expended £	Gains and losses £	Movement in funds £
Unrestricted funds				
General fund	105,644	(136,474)	92,240	61,410
	<u>105,644</u>	<u>(136,474)</u>	<u>92,240</u>	<u>61,410</u>
TOTAL FUNDS	<u>105,644</u>	<u>(136,474)</u>	<u>92,240</u>	<u>61,410</u>

General fund

The Endowment fund represents the income generated from the charity's investments.

JOHN EDDLESTON'S CHARITY

**NOTES TO THE FINANCIAL STATEMENTS - continued
for the Year Ended 31 December 2024**

12. RELATED PARTY DISCLOSURES

During the year the charity provided funds to The John Eddleston Field Society amounting to £10,000 (2023: £12,000) to meet costs.

Included in Trade Creditors is £8,912 (2023: £6,832) received by the charity on behalf of John Eddleston Vicarage Moneys which is owed to the Vicar of Billinge. In the absence of a Vicar this will be donated to certain schools and the church in Billinge. The interest received in the year totalled £2,078 (2023: £2,051).

During the year the charity paid funds of £7,070 (2023: £8,800) to one of the trustees of The John Eddleston Field Society, Mr C Corless, for maintenance and upkeep of Billinge Hill.

13. CONTROL

The charity is under the control of the trustees.

JOHN EDDLESTON'S CHARITY

**DETAILED STATEMENT OF FINANCIAL ACTIVITIES
for the Year Ended 31 December 2024**

	2024 £	2023 £
INCOME AND ENDOWMENTS		
Investment income		
Dividend income from listed investments	29,828	34,400
Interest receivable from Unit Trusts	<u>20,341</u>	<u>19,178</u>
	50,169	53,578
Other income		
Rents received	650	-
Licence fee	<u>624</u>	<u>623</u>
	<u>1,274</u>	<u>623</u>
Total incoming resources	51,443	54,201
EXPENDITURE		
Charitable activities		
Donations (see Appendix 3)	10,500	18,974
Upkeep of Billinge Hill	8,276	8,980
Running costs	<u>807</u>	<u>-</u>
	19,583	27,954
Support costs		
Governance costs		
Insurance	4,950	5,328
Sundries	386	-
Accountancy	3,600	4,440
Investment management fees	11,741	13,506
Secretaries fees	21,240	20,598
Trustee expenses	216	-
Freehold property depreciation	<u>1,466</u>	<u>1,466</u>
	<u>43,599</u>	<u>45,338</u>
Total resources expended	<u>63,182</u>	<u>73,292</u>
Net expenditure before gains and losses	(11,739)	(19,091)
Realised recognised gains and losses		
Realised gains/(losses) on fixed asset investments	<u>(3,217)</u>	<u>(6,387)</u>
Net expenditure	<u>(14,956)</u>	<u>(25,478)</u>

This page does not form part of the statutory financial statements

Appendix 1

JOHN EDDLESTON'S CHARITY
PROFIT/(LOSS) ON SALE OF INVESTMENTS
For the Year Ended 31 December 2024

	1 Jan 2024 UNITS	1 Jan 2024 COST £	BOUGHT UNITS	BOUGHT COST £	Redemption / Reconstruction Units	Costs £	SOLD UNITS	SOLD COST £	OTHER UNITS	OTHER COSTS £	31 Dec 2024 UNITS	31 Dec 2024 COST £	MARKET VALUE £
Alternative Liquidity Fund Ltd	3,286	-									3,286	-	123
Astrazeneca	200	6,102					(20)	(610)			180	5,492	18,842
Aviva	1,520	7,665									1,520	7,665	7,126
Barclays	6,500	9,946									6,500	9,946	17,430
Baring Europe Select I GBP Inc	700	15,810									700	15,810	31,640
Barratt Developments	1,500	10,133									1,500	10,133	6,602
Blackrock Continental European Income D inc	25,000	38,968					(3,000)	(4,676)			22,000	34,292	40,537
BP Plc	3,500	13,044									3,500	13,044	13,755
BT Group	6,000	14,243					(6,000)	(14,243)			-	-	-
CRH	500	11,577					(200)	(4,631)			300	6,946	22,242
Dodge & Cox Worldwide US Stock GBP Inc	1,366	39,993									1,366	39,993	49,518
Fidelity Emerging Markets W Acc	15,073	16,464					(15,073)	(16,667)		204	-	-	-
Fidelity Global	23,968	21,579									23,968	21,579	28,354
First Trust US Equity Income UCITS	2,000	43,600								18	2,000	43,618	53,320
Fundrock WHEB Sustainability B ACC NAV	10,000	19,794					(10,000)	(19,846)		52	-	-	-
GEMCAP Investment Atlantic House Defined	40,400	43,616									40,400	43,616	49,001
Glaxosmithkline	960	11,471								97	960	11,568	12,926
Henderson Global Technology	700	4,233									700	4,233	41,188
Henderson Smaller Companies IT	2,520	20,010									2,520	20,010	20,462
Henderson Strategic Bond I Inc	36,861	48,686					(36,861)	(48,686)			-	-	-
HICL Infrastructure	14,000	21,430									14,000	21,430	16,632
IMI	700	7,608									700	7,608	12,747
International Public Partnerships	14,000	16,125									14,000	16,125	16,968
Inveco Physical Gold P-ETC GBX	250	30,875									250	30,875	50,146
ISHARES FTSE 250 UCITS ETF	700	14,480									700	14,480	13,405
JP Morgan Global Emerging Markets Income Trust	20,000	30,001									20,000	30,001	26,500
JPM Global Macro Opportunities C Inc	29,000	50,025					(29,000)	(50,025)			-	-	-
JPM US Equity Income C Inc	10,000	29,658									10,000	29,658	48,570
Jupiter UT Managers - Jupiter Asian Inc U1			20,000	32,200						(184)	20,000	32,016	35,492
Legal & General Group	5,000	4,651									5,000	4,651	11,490
LF Milton US Opportunise F Acc			10,000	43,560						52	10,000	43,612	45,600
LF Morant Wright Nippon Yield B Inc	6,000	17,604									6,000	17,604	29,202
Liontrust Monthly Income Bond B Gross Inc	50,000	50,430									50,000	50,430	40,245
Lloyds Banking Group	25,000	14,951									25,000	14,951	13,695
M&G Global Emerging Markets			17,454	20,470							17,454	20,470	19,468
Mayfair Capital Property Income Trust	56,224	50,007									56,224	50,007	41,634
MI Twentyfour Dynamic Bond I Net	520	56,173									520	56,173	51,408
Multi Units Luxemb Amundi US	400	39,753								20	400	39,772	41,580
Next	200	10,147									200	10,147	18,996
Ninety One Diversified Income J2 Inc	50,000	50,093									50,000	50,093	45,330
Premier Milton income Funds ICVC	56,000	39,600	48,000	34,915						(53)	104,000	74,462	75,608
Reckitt Benckiser Group	175	6,428									175	6,428	8,458
Rio Tinto	500	6,343									500	6,343	23,615
Schroder Oriental Income Fund	14,300	26,675					(14,300)	(26,675)			-	-	-
Schroders Plc	2,352	11,601					(2,352)	(11,601)			-	-	-
SDCL Energy	24,000	22,431									24,000	22,431	13,080
Shell Plc	1,000	20,213									1,000	20,213	24,760
Sroder Unit Trusts Global Sustainable Value Equity Q1 Inc			53,400	29,840							53,400	29,840	29,728
Stewart Investors Asia Pacific B Inc	12,000	4,186									12,000	4,186	36,632
Tesco Plc	4,736	12,792									4,736	12,792	17,443
The Renewables Infrastructure Group	22,000	22,405									22,000	22,405	18,876
Unilever	400	10,052									400	10,052	18,192
United Kingdom Government 4.25% SNR BDS	60,000	59,541									60,000	59,541	60,165
Vanguard INVS SRS	500	44,761			(500)	(44,761)					-	-	-
Vanguard US Government Bon Index Plus					418	44760.6					418	44,761	42,765
Whitbread	400	12,658									400	12,658	11,784
TOTAL	662,911	1,190,629	148,854	160,985	(82)	-	(116,806)	(197,660)	-	205	694,877	1,154,159	1,373,280
COIF		3,079										3,079	76,404
		<u>1,193,708</u>										<u>1,157,238</u>	<u>1,449,684</u>

Market value b/fwd	1,441,630
Additions	160,985
Disposals	(198,664)
Change in valuation	45,734
Market value c/fwd	1,449,685

Appendix 2

JOHN EDDLESTON'S CHARITY PROFIT/(LOSS) ON SALE OF INVESTMENTS For the Year Ended 31 December 2024

	COST	VALUATION	PROCEEDS	COST PROFIT (LOSS)	VALUATION PROFIT (LOSS)
	£	£	£	£	£
Schroder Oriental Income Fund	26,675	36,251	35,106	8,431	(1,145)
CRH	4,631	12,228	13,229	8,598	1,001
JPM Global Macro Opportunities C Inc	50,025	45,269	45,472	(4,553)	203
Fidelity Emerging Markets W Acc	16,667	17,906	17,982	1,314	75
Astrazeneca	610	2,318	2,342	1,732	25
Blackrock Continental European Income D inc	4,676	5,693	5,646	970	(47)
BT Group	14,243	8,874	8,221	(6,023)	(653)
Fundrock WHEB Sustainability B ACC NAV	19,846	21,291	20,752	906	(539)
Schroders Plc	11,601	8,213	7,145	(4,456)	(1,068)
Henderson Strategic Bond I Inc	48,686	40,621	39,552	(9,133)	(1,069)
	197,660	198,664	195,446	(2,214)	(3,217)

Appendix 3

JOHN EDDLESTON'S CHARITY**INCOME AND EXPENDITURE ACCOUNT****For the year ended 31 December 2024**

	2024	2023
Donations	£	£
John Eddleston Field Society	10,000	12,000
Birchley St Mary's School	-	1,758
St Aidan's Primary School	-	1,758
Billing Chapel End School	-	1,758
Billinge Chapel	-	1,200
Billinge Music	-	500
William Stockley	500	-
	<u>10,500</u>	<u>18,974</u>

Appendix 4

**JOHN EDDLESTON VICARAGE MONIES
CHARITY NUMBER: 223528**

**FINANCIAL STATEMENTS
for the year ended 31 December 2024**

INCOME AND EXPENDITURE ACCOUNT

for the year ended 31 December 2024

	2024 £	2023 £
Income		
Investment income	<u>2,080</u>	<u>2,051</u>
Distributions		
Vicarage monies paid to Billinge Schools and St Aidans Parish in absence of Vicar	<u>-</u>	<u>1,026</u>

BALANCE SHEET

as at 31 December 2024

	2024 £	2023 £
Investments		
Charities Official Investment Fund 3,765 Income Shares	<u>3,765</u>	<u>3,765</u>

As at the balance sheet date the investment income received by John Eddleston's Charity and not yet paid to the Vicar of Billinge amounts to £7,872 (2023: £6,832). In the absence of a Vicar these funds are to be donated to various schools and the church in Billinge. During the year £Nil (2023: £1,026) was paid to Billinge Schools. A balance of £1,040 remains available for future donations.

Approved by the trustees by A Whittle and signed on its behalf by:

.....


Date: 22/9/25

JOHN EDDLESTON'S CHARITY

England & Wales - Charity number 503695

Accounts

REGISTERED CHARITY NUMBER: 503695

**REPORT OF THE TRUSTEES AND
UNAUDITED FINANCIAL STATEMENTS
FOR THE YEAR ENDED 31 DECEMBER 2023
FOR
JOHN EDDLESTON'S CHARITY**

Fairhurst
Chartered Accountants
Douglas Bank House
Wigan Lane
Wigan
Lancashire
WN1 2TB

JOHN EDDLESTON'S CHARITY

**CONTENTS OF THE FINANCIAL STATEMENTS
for the Year Ended 31 December 2023**

	Page
Report of the Trustees	1 to 3
Independent Examiner's Report	4
Statement of Financial Activities	5
Statement of Financial Position	6
Notes to the Financial Statements	7 to 13
Detailed Statement of Financial Activities	14
Appendices	15

JOHN EDDLESTON'S CHARITY

REPORT OF THE TRUSTEES for the Year Ended 31 December 2023

The trustees present their report with the financial statements of the charity for the year ended 31 December 2023. The trustees have adopted the provisions of Accounting and Reporting by Charities: Statement of Recommended Practice applicable to charities preparing their accounts in accordance with the Financial Reporting Standard applicable in the UK and Republic of Ireland (FRS 102) (effective 1 January 2019).

OBJECTIVES AND ACTIVITIES

Significant activities

Land and buildings

The building is used by local community groups and the field by local sports groups for the benefit of the inhabitants of Billinge and its surrounding areas.

Grantmaking

The charity invites applications for grants from local groups and individuals. These are discussed by the trustees at annual and extraordinary general meetings and are awarded on merit.

ACHIEVEMENT AND PERFORMANCE

Charitable activities

Public benefit

Whilst exercising their duties the charity trustees have complied with the guidance on public benefit rules.

Review of activities

During 2016 the charity received £75,260 as dilapidation income relating to certain land owned. The charity has used £64,303 of these monies to date and the remainder of £10,957 will be invested into future improvement and upkeep of its land and buildings. The charity continues to provide support to The John Eddleston Field Society. During the year the charity received £53,578 from its investments, with £18,974 donated to local schools and The John Eddleston Field Society.

FINANCIAL REVIEW

Investment policy and objectives

The trustees consider that the performance of the charity this year has been most satisfactory. The results for the year and the financial position of the Charity are as shown in the annexed financial statements.

There are no restrictions on the charity's power to invest. The investment strategy is set by the trustees and takes account of recent demand for funds and the quality of funding applications. The trustees consider the income requirements, the risk profile and the investment manager's view of the market prospects in the medium term. This strategy is set within an overall policy which states that the general fund is to be invested in medium risk investments. Our strategy is reviewed with our investment managers annually.

Reserves policy

It is the policy of the charity to maintain unrestricted funds at a level sufficient to cover management and administration costs and to respond to emergency applications for grants which arise from time to time.

STRUCTURE, GOVERNANCE AND MANAGEMENT

Governing document

The John Eddleston's Charity was founded by a will dated 14 June 1672 and comprised in a scheme of 30 November 1909 and is now regulated by a scheme dated 18 December 1987, as amended by schemes dated 23 December 1994 and 12th May 2003, and is a registered charity, no 503695.

The objects of the charity are as follows: -

- 1) To apply one-third of the income of the charity for the advancement of religion in accordance with the provisions of clause 25 of the scheme.
- 2) To apply one-third of the income of the charity for the advancement of education in accordance with the provisions of clause 26 of the scheme.
- 3) The remaining third to be applied for the relief in need in accordance with the provisions of clause 27 of the scheme.

JOHN EDDLESTON'S CHARITY

REPORT OF THE TRUSTEES for the Year Ended 31 December 2023

STRUCTURE, GOVERNANCE AND MANAGEMENT

Organisational structure

The trustees who have served during the year and since the year end are set out below. Trustees are appointed by the board of trustees and serve for five years after which period they may put themselves forward for re-appointment. The trustees consist of five cooperative members and two nominative members. The nominative members are proposed by Billinge Parish Council and St Aidan's Parochial Church Council respectively.

The trustees meet annually at the AGM and at extraordinary general meetings as required.

Related parties

The charity has very close relationships with The John Eddleston Field Society and John Eddleston Vicarage Moneys, which are charities, all of which nominate trustees and provide funding to enable the charity to carry out its charitable objectives.

It has been agreed that the charity will pay the accountancy and secretarial fees of The John Eddleston Field Society along with all insurance costs relating to The John Eddleston Centre and Eddleston Recreational Field, and provide funds as necessary to the Society to meet costs (see note 13 of the financial statements).

The quarterly interest received on the John Eddleston Vicarage Moneys investments is deposited into the John Eddleston's Charity bank account, which is then payable directly to the Vicar of Billinge (see note 13 of the financial statements). In the absence of a Vicar this will be donated to certain schools and the church in Billinge.

REFERENCE AND ADMINISTRATIVE DETAILS

Registered Charity number

503695

Principal address

C/o Parkinson Commercial Property
Consultants
10 Beecham Court
Wigan
Lancashire
WN3 6PR

Trustees

C Stockley
Dr C E Mather
Mrs J Smith
A Whittle (Chairman)
R Thompson
K Whitehead
F Gill Trustee (appointed 22/3/2023)

Independent Examiner

Gary Edgerton FCA Cert PFS
Fairhurst
Chartered Accountants
Douglas Bank House
Wigan Lane
Wigan
Lancashire
WN1 2TB

JOHN EDDLESTON'S CHARITY

**REPORT OF THE TRUSTEES
for the Year Ended 31 December 2023**

REFERENCE AND ADMINISTRATIVE DETAILS

Bankers

National Westminster Bank Plc
Corporate Business Centre
Ashton House
PO Box 120 Waterloo Street
Bolton
Lancashire
BL1 8HG

Investment managers

Evelyn Partners
Royal Liver Building
Pier Head
Liverpool
L3 1NY

Approved by order of the board of trustees on 25 September 2024 and signed on its behalf by:

A Whittle (Chairman) - Trustee

**INDEPENDENT EXAMINER'S REPORT TO THE TRUSTEES OF
JOHN EDDLESTON'S CHARITY**

Independent examiner's report to the trustees of John Eddleston's Charity

I report to the charity trustees on my examination of the accounts of John Eddleston's Charity (the Trust) for the year ended 31 December 2023.

Responsibilities and basis of report

As the charity trustees of the Trust you are responsible for the preparation of the accounts in accordance with the requirements of the Charities Act 2011 ('the Act').

I report in respect of my examination of the Trust's accounts carried out under Section 145 of the Act and in carrying out my examination I have followed all applicable Directions given by the Charity Commission under Section 145(5)(b) of the Act.

Independent examiner's statement

I have completed my examination. I confirm that no material matters have come to my attention in connection with the examination giving me cause to believe that in any material respect:

1. accounting records were not kept in respect of the Trust as required by Section 130 of the Act; or
2. the accounts do not accord with those records; or
3. the accounts do not comply with the applicable requirements concerning the form and content of accounts set out in the Charities (Accounts and Reports) Regulations 2008 other than any requirement that the accounts give a true and fair view which is not a matter considered as part of an independent examination.

I have no concerns and have come across no other matters in connection with the examination to which attention should be drawn in this report in order to enable a proper understanding of the accounts to be reached.

Gary Edgerton FCA Cert PFS

Fairhurst
Chartered Accountants
Douglas Bank House
Wigan Lane
Wigan
Lancashire
WN1 2TB

Date: 27 September 2024

JOHN EDDLESTON'S CHARITY
STATEMENT OF FINANCIAL ACTIVITIES
for the Year Ended 31 December 2023

	Notes	Unrestricted fund £	2023 Total Endowment funds £	2022 Total Endowment funds £
INCOME AND ENDOWMENTS FROM				
Investment income	2	53,578	53,578	47,154
Other income	3	<u>623</u>	<u>623</u>	<u>623</u>
Total		<u>54,201</u>	<u>54,201</u>	<u>47,777</u>
 EXPENDITURE ON				
Raising funds		45,338	45,338	44,786
Charitable activities	4			
Direct charitable expenditure		<u>27,954</u>	<u>27,954</u>	<u>74,420</u>
Total		<u>73,292</u>	<u>73,292</u>	<u>119,206</u>
 Net gains/(losses) on investments		 <u>(6,387)</u>	 <u>(6,387)</u>	 <u>(883)</u>
 NET INCOME/(EXPENDITURE)		 (25,478)	 (25,478)	 (72,312)
Other recognised gains/(losses)				
Gains/(losses) on revaluation of fixed assets		<u>56,111</u>	<u>56,111</u>	<u>(140,229)</u>
Net movement in funds		30,633	30,633	(212,541)
 RECONCILIATION OF FUNDS				
Total funds brought forward		<u>1,749,899</u>	<u>1,749,899</u>	<u>1,962,440</u>
 TOTAL FUNDS CARRIED FORWARD		 <u><u>1,780,532</u></u>	 <u><u>1,780,532</u></u>	 <u><u>1,749,899</u></u>

The notes form part of these financial statements

JOHN EDDLESTON'S CHARITY
STATEMENT OF FINANCIAL POSITION
31 December 2023

	Notes	Unrestricted fund £	2023 Total Endowment funds £	2022 Total Endowment funds £
FIXED ASSETS				
Tangible assets	8	350,837	350,837	352,303
Investments	9	<u>1,454,180</u>	<u>1,454,180</u>	<u>1,411,111</u>
		1,805,017	1,805,017	1,763,414
CURRENT ASSETS				
Cash at bank		9,338	10,957	19,904
CREDITORS				
Amounts falling due within one year	10	(33,823)	(35,442)	(33,419)
NET CURRENT ASSETS		<u>(24,485)</u>	<u>(24,485)</u>	<u>(13,515)</u>
TOTAL ASSETS LESS CURRENT LIABILITIES		1,780,532	1,780,532	1,749,899
NET ASSETS		<u>1,780,532</u>	<u>1,780,532</u>	<u>1,749,899</u>
FUNDS	12			
Unrestricted funds			<u>1,780,532</u>	<u>1,749,899</u>
TOTAL FUNDS			<u>1,780,532</u>	<u>1,749,899</u>

The financial statements were approved by the Board of Trustees and authorised for issue on 25 September 2024 and were signed on its behalf by:

A Whittle (Chairman) - Trustee

JOHN EDDLESTON'S CHARITY

NOTES TO THE FINANCIAL STATEMENTS for the Year Ended 31 December 2023

1. ACCOUNTING POLICIES

Basis of preparing the financial statements

The financial statements of the charity, which is a public benefit entity under FRS 102, have been prepared in accordance with the Charities SORP (FRS 102) 'Accounting and Reporting by Charities: Statement of Recommended Practice applicable to charities preparing their accounts in accordance with the Financial Reporting Standard applicable in the UK and Republic of Ireland (FRS 102) (effective 1 January 2019)', Financial Reporting Standard 102 'The Financial Reporting Standard applicable in the UK and Republic of Ireland' and the Charities Act 2011. The financial statements have been prepared under the historical cost convention, with the exception of investments which are included at market value, as modified by the revaluation of certain assets.

Income

All income is recognised in the Statement of Financial Activities once the charity has entitlement to the funds, it is probable that the income will be received and the amount can be measured reliably.

Investment income is included when received into the bank deposit accounts.

Expenditure

Liabilities are recognised as expenditure as soon as there is a legal or constructive obligation committing the charity to that expenditure, it is probable that a transfer of economic benefits will be required in settlement and the amount of the obligation can be measured reliably. Expenditure is accounted for on an accruals basis and has been classified under headings that aggregate all cost related to the category. Where costs cannot be directly attributed to particular headings they have been allocated to activities on a basis consistent with the use of resources.

Allocation of support costs

Support costs are those functions that assist the work of the charity but do not directly relate to charitable activities. Support costs include office costs, finance, insurance, investment management fees and governance costs which support the charity activities.

Tangible fixed assets

Depreciation is not charged on land as the residual value is considered to be higher than the carrying value. Buildings are written off on a straight-line basis over their estimated useful life of fifty years.

Taxation

As a registered charity, the charity is generally exempt from Income Tax and Capital Gains Tax, but not from VAT. Irrecoverable VAT is included in the cost of those items to which it relates.

Fixed asset investments

Investments are included at closing mid-market value at the balance sheet date. Any gain or loss on revaluation is taken to the Statement of Financial Activities

Operating lease arrangements

License fees receivable under operating leases are recognised in the Statement of Financial Activities on a straight line basis over the lease term.

Trade debtors

Trade and other debtors are recognised at the settlement amount due after any trade discount offered. Prepayments are valued at the amount prepaid net of any trade discounts due.

Creditors

Creditors are recognised where the charity has a present obligation resulting from a past event that will probably result in the transfer of funds to a third party and the amount due to settle the obligation can be measured or estimated reliably. Creditors are normally recognised at their settlement amount after allowing for any trade discounts due.

Cash at bank and in hand

Cash at bank and in hand includes cash and short term highly liquid deposits.

JOHN EDDLESTON'S CHARITY

NOTES TO THE FINANCIAL STATEMENTS - continued for the Year Ended 31 December 2023

1. ACCOUNTING POLICIES - continued

Financial instruments

The charity only has financial assets and financial liabilities of a kind that qualify as basic financial instruments. Basic financial instruments are initially recognised at transaction value and subsequently measured at their settlement value.

Impairment of assets

At each reporting date assets are reviewed to determine whether there is any indication that those assets have suffered an impairment loss. If there is an indication of possible impairment, the recoverable amount of any affected asset is estimated and compared to its carrying amount. If the recoverable amount is lower, the carrying amount of the asset is reduced to its recoverable amount and an impairment loss is recognised immediately in the profit or loss.

If an impairment loss is subsequently reversed, the carrying amount of the asset is increased to the revised estimate of its recoverable amount, but not to exceed the amount that would have been determined had no impairment loss been recognised for the asset in prior periods. A reversal of an impairment loss is recognised immediately in the profit or loss.

2. INVESTMENT INCOME

	2023	2022
	£	£
Dividend income from listed investments	34,400	21,361
Interest receivable from Unit Trusts	<u>19,178</u>	<u>25,793</u>
	<u>53,578</u>	<u>47,154</u>

3. OTHER INCOME

	2023	2022
	£	£
Other income	<u>623</u>	<u>623</u>

4. CHARITABLE ACTIVITIES COSTS

	Direct Costs (see note 5)
	£
Direct charitable expenditure	<u>27,954</u>

JOHN EDDLESTON'S CHARITY

**NOTES TO THE FINANCIAL STATEMENTS - continued
for the Year Ended 31 December 2023**

5. DIRECT COSTS OF CHARITABLE ACTIVITIES

	2023	2022
	£	£
Donations (see Appendix 3)	18,974	35,063
Upkeep of Billinge Hill	<u>8,980</u>	<u>39,357</u>
	<u>27,954</u>	<u>74,420</u>

6. TRUSTEES' REMUNERATION AND BENEFITS

There were no trustees' remuneration or other benefits for the year ended 31 December 2023 nor for the year ended 31 December 2022.

Trustees' expenses

There were no trustees' expenses paid for the year ended 31 December 2023 nor for the year ended 31 December 2022.

7. COMPARATIVES FOR THE STATEMENT OF FINANCIAL ACTIVITIES

	Unrestricted funds £	Total Endowment funds £
INCOME AND ENDOWMENTS FROM		
Investment income	47,154	47,154
Other income	<u>623</u>	<u>623</u>
Total	<u>47,777</u>	<u>47,777</u>
EXPENDITURE ON		
Raising funds	44,786	44,786
Charitable activities		
Direct charitable expenditure	<u>74,420</u>	<u>74,420</u>
Total	<u>119,206</u>	<u>119,206</u>
Net gains/(losses) on investments	<u>(883)</u>	<u>(883)</u>
NET INCOME/(EXPENDITURE)	(72,312)	(72,312)
Other recognised gains/(losses)		
Gains/(losses) on revaluation of fixed assets	<u>(140,229)</u>	<u>(140,229)</u>
Net movement in funds	(212,541)	(212,541)
RECONCILIATION OF FUNDS		
Total funds brought forward	<u>1,962,440</u>	<u>1,962,440</u>
TOTAL FUNDS CARRIED FORWARD	<u>1,749,899</u>	<u>1,749,899</u>

JOHN EDDLESTON'S CHARITY

**NOTES TO THE FINANCIAL STATEMENTS - continued
for the Year Ended 31 December 2023**

8. TANGIBLE FIXED ASSETS

	Land £	Buildings £	Totals £
COST			
At 1 January 2023 and 31 December 2023	<u>311,256</u>	<u>73,299</u>	<u>384,555</u>
DEPRECIATION			
At 1 January 2023	-	32,252	32,252
Charge for year	<u>-</u>	<u>1,466</u>	<u>1,466</u>
At 31 December 2023	<u>-</u>	<u>33,718</u>	<u>33,718</u>
NET BOOK VALUE			
At 31 December 2023	<u>311,256</u>	<u>39,581</u>	<u>350,837</u>
At 31 December 2022	<u>311,256</u>	<u>41,047</u>	<u>352,303</u>

All the fixed assets owned are held for charitable purposes.

9. FIXED ASSET INVESTMENTS

	Listed investments £	Cash and settlements pending £	Totals £
MARKET VALUE			
At 1 January 2023	1,359,302	51,809	1,411,111
Additions	249,935	271,186	521,121
Disposals	(223,718)	(310,445)	(534,163)
Revaluations	<u>56,111</u>	<u>-</u>	<u>56,111</u>
At 31 December 2023	<u>1,441,630</u>	<u>12,550</u>	<u>1,454,180</u>
NET BOOK VALUE			
At 31 December 2023	<u>1,441,630</u>	<u>12,550</u>	<u>1,454,180</u>
At 31 December 2022	<u>1,359,302</u>	<u>51,809</u>	<u>1,411,111</u>

Investments are managed by a UK Investment Fund Manager investing in medium risk listed companies.

Cost or valuation at 31 December 2023 is represented by:

	Listed investments £	Cash and settlements pending £	Totals £
Valuation in 2023	241,146	-	241,146
Cost	<u>1,200,484</u>	<u>12,550</u>	<u>1,213,034</u>
	<u>1,441,630</u>	<u>12,550</u>	<u>1,454,180</u>
Historical Cost		2023 £ <u>1,213,034</u>	2022 £ <u>1,192,994</u>

Investments are held primarily to provide an investment return.

JOHN EDDLESTON'S CHARITY

**NOTES TO THE FINANCIAL STATEMENTS - continued
for the Year Ended 31 December 2023**

10. CREDITORS: AMOUNTS FALLING DUE WITHIN ONE YEAR

	2023	2022
	£	£
Trade creditors	12,041	11,013
Accruals and deferred income	<u>21,782</u>	<u>22,406</u>
	<u>33,823</u>	<u>33,419</u>

11. LOANS

An analysis of the maturity of loans is given below:

	2023	2022
	£	£
Amounts falling due within one year on demand:		
Bank overdrafts	<u>1,619</u>	<u>-</u>

12. MOVEMENT IN FUNDS

	At 1/1/23	Net movement in funds	Transfers between funds	At 31/12/23
	£	£	£	£
Unrestricted funds				
General fund	1,730,142	30,633	8,800	1,769,575
Designated fund - Billinge Hill	<u>19,757</u>	<u>-</u>	<u>(8,800)</u>	<u>10,957</u>
	<u>1,749,899</u>	<u>30,633</u>	<u>-</u>	<u>1,780,532</u>
TOTAL FUNDS	<u>1,749,899</u>	<u>30,633</u>	<u>-</u>	<u>1,780,532</u>

Net movement in funds, included in the above are as follows:

	Incoming resources	Resources expended	Gains and losses	Movement in funds
	£	£	£	£
Unrestricted funds				
General fund	54,201	(73,292)	49,724	30,633
	<u>54,201</u>	<u>(73,292)</u>	<u>49,724</u>	<u>30,633</u>
TOTAL FUNDS	<u>54,201</u>	<u>(73,292)</u>	<u>49,724</u>	<u>30,633</u>

JOHN EDDLESTON'S CHARITY

**NOTES TO THE FINANCIAL STATEMENTS - continued
for the Year Ended 31 December 2023**

12. MOVEMENT IN FUNDS - continued

Comparatives for movement in funds

	At 1/1/22 £	Net movement in funds £	Transfers between funds £	At 31/12/22 £
Unrestricted funds				
General fund	1,903,326	(212,541)	39,357	1,730,142
Designated fund - Billinge Hill	<u>59,114</u>	<u>-</u>	<u>(39,357)</u>	<u>19,757</u>
	<u>1,962,440</u>	<u>(212,541)</u>	<u>-</u>	<u>1,749,899</u>
TOTAL FUNDS	<u>1,962,440</u>	<u>(212,541)</u>	<u>-</u>	<u>1,749,899</u>

Comparative net movement in funds, included in the above are as follows:

	Incoming resources £	Resources expended £	Gains and losses £	Movement in funds £
Unrestricted funds				
General fund	47,777	(119,206)	(141,112)	(212,541)
	<u>47,777</u>	<u>(119,206)</u>	<u>(141,112)</u>	<u>(212,541)</u>
TOTAL FUNDS	<u>47,777</u>	<u>(119,206)</u>	<u>(141,112)</u>	<u>(212,541)</u>

A current year 12 months and prior year 12 months combined position is as follows:

	At 1/1/22 £	Net movement in funds £	Transfers between funds £	At 31/12/23 £
Unrestricted funds				
General fund	1,903,326	(181,908)	48,157	1,769,575
Designated fund - Billinge Hill	<u>59,114</u>	<u>-</u>	<u>(48,157)</u>	<u>10,957</u>
	<u>1,962,440</u>	<u>(181,908)</u>	<u>-</u>	<u>1,780,532</u>
TOTAL FUNDS	<u>1,962,440</u>	<u>(181,908)</u>	<u>-</u>	<u>1,780,532</u>

A current year 12 months and prior year 12 months combined net movement in funds, included in the above are as follows:

	Incoming resources £	Resources expended £	Gains and losses £	Movement in funds £
Unrestricted funds				
General fund	101,978	(192,498)	(91,388)	(181,908)
	<u>101,978</u>	<u>(192,498)</u>	<u>(91,388)</u>	<u>(181,908)</u>
TOTAL FUNDS	<u>101,978</u>	<u>(192,498)</u>	<u>(91,388)</u>	<u>(181,908)</u>

General fund

The Endowment fund represents the income generated from the charity's investments.

JOHN EDDLESTON'S CHARITY

NOTES TO THE FINANCIAL STATEMENTS - continued for the Year Ended 31 December 2023

13. RELATED PARTY DISCLOSURES

During the year the charity provided funds to The John Eddleston Field Society amounting to £12,000 (2022: £20,000) to meet costs, and agreed to donate amounts owed by it from previous years of £Nil (2022: £3,185).

Included in Trade Creditors is £6,832 (2022: £5,807) received by the charity on behalf of John Eddleston Vicarage Moneys which is owed to the Vicar of Billinge. In the absence of a Vicar this will be donated to certain schools and the church in Billinge. The interest received in the year totalled £2,051 (2022: £2,043).

During the year the charity paid funds of £8,800 (2022: £20,881) to one of the trustees of The John Eddleston Field Society, Mr C Corless, for maintenance and upkeep of Billinge Hill.

14. CONTROL

The charity is under the control of the trustees.

JOHN EDDLESTON'S CHARITY

**DETAILED STATEMENT OF FINANCIAL ACTIVITIES
for the Year Ended 31 December 2023**

	2023 £	2022 £
INCOME AND ENDOWMENTS		
Investment income		
Dividend income from listed investments	34,400	21,361
Interest receivable from Unit Trusts	<u>19,178</u>	<u>25,793</u>
	53,578	47,154
Other income		
Other income	<u>623</u>	<u>623</u>
Total incoming resources	54,201	47,777
EXPENDITURE		
Charitable activities		
Donations (see Appendix 3)	18,974	35,063
Upkeep of Billinge Hill	<u>8,980</u>	<u>39,357</u>
	27,954	74,420
Support costs		
Governance costs		
Insurance	5,328	4,536
Accountancy	4,440	3,660
Investment management fees	13,506	14,022
Secretaries fees	20,598	21,102
Freehold property depreciation	<u>1,466</u>	<u>1,466</u>
	<u>45,338</u>	<u>44,786</u>
Total resources expended	<u>73,292</u>	<u>119,206</u>
Net expenditure before gains and losses	(19,091)	(71,429)
Realised recognised gains and losses		
Realised gains/(losses) on fixed asset investments	<u>(6,387)</u>	<u>(883)</u>
Net expenditure	<u><u>(25,478)</u></u>	<u><u>(72,312)</u></u>

This page does not form part of the statutory financial statements

Appendix 1

JOHN EDDLESTON'S CHARITY
PROFIT/(LOSS) ON SALE OF INVESTMENTS
For the Year Ended 31 December 2023

	1 Jan 2023	1 Jan 2023	BOUGHT	BOUGHT	Redemption / Reconstruction		SOLD	SOLD	OTHER	OTHER	31 Dec 2023	31 Dec 2023	MARKET
	UNITS	COST	UNITS	COST	Units	Costs	UNITS	COST	UNITS	COSTS	UNITS	COST	VALUE
		£		£		£		£		£		£	£
Aegon Property Income PAIF B Gross Inc	8,912	9,356			(5,765)	(2,580)					3,147	6,776	
GEMCAP Investment Atlantic House Defined	40,400	43,616									40,400	43,616	47,898
Alternative Liquidity Fund Ltd	3,286	-									3,286	-	90
Astrazeneca	200	6,102									200	6,102	21,200
Aviva	1,520	7,665									1,520	7,665	6,607
Barclays	6,500	9,946									6,500	9,946	9,996
Baring Europe Select I GBP Inc	700	15,810									700	15,810	31,738
Barratt Developments	1,500	10,133									1,500	10,133	8,439
Blackrock Continental European Income D inc	25,000	38,968									25,000	38,968	46,258
BP Plc	5,400	20,124					(1,900)	(7,081)			3,500	13,044	16,315
BT Group	6,000	14,243									6,000	14,243	7,416
Civitas Social Housing Plc	30,000	28,842					(30,000)	(28,842)			-	-	-
CRH	500	11,577									500	11,577	27,050
Dodge & Cox Worldwide US Stock GBP Inc	1,366	39,993									1,366	39,993	42,838
Fidelity Emerging Markets W Acc	15,073	16,254								209	15,073	16,464	16,459
Fidelity Global	23,968	21,579									23,968	21,579	25,646
First Trust US Equity Income UCITS	-	-	2,000	43,600							2,000	43,600	50,610
Fundrock WHEB Sustainability B ACC NAV	14,460	28,542					(4,160)	(8,828)	(300)	80	10,000	19,794	20,924
Glaxosmithkline	960	11,471									960	11,471	13,922
Henderson Global Technology	700	4,233									700	4,233	30,254
Henderson Smaller Companies IT	2,520	20,010									2,520	20,010	20,790
Henderson Strategic Bond I Inc	36,861	48,686									36,861	48,686	40,732
HICL Infrastructure	14,000	21,430									14,000	21,430	19,404
IMI	700	7,608									700	7,608	11,788
International Public Partnerships	14,000	16,125									14,000	16,125	19,236
Invesco Perpetual Corporate Bond Z Inc	30,000	50,401					(30,000)	(50,401)			-	-	-
Invesco Physical Gold P-ETC GBX	250	30,875									250	30,875	39,135
ISHARES FTSE 250 UCITS ETF	700	14,480									700	14,480	12,876
JP Morgan Global Emerging Markets Income Trust	20,000	30,001									20,000	30,001	25,300
JPM US Equity Income C Inc	10,000	29,658									10,000	29,658	43,630
JPM Global Macro Opportunities C inc	29,000	50,025									29,000	50,025	44,718
Legal & General Group	5,000	4,651									5,000	4,651	12,555
LF Morant Wright Nippon Yield B Inc	8,500	24,939					(2,500)	(7,335)			6,000	17,604	25,235
Link Fund SOL Limited Capita Trojan X Inc	40,138	38,686					(40,138)	(38,686)			-	-	-
Liontrust Monthly Income Bond B Gross Inc	50,000	50,430									50,000	50,430	41,845
Lloyds Banking Group	25,000	14,951									25,000	14,951	11,928
Lyxor Core US TIPS ETF Hedged	-	-	400	39,753							400	39,753	41,270
Mayfair Capital Property Income Trust	56,224	50,007									56,224	50,007	42,764
MI Twentyfour Dynamic Bond I Net	520	56,173									520	56,173	49,898
Mondi Plc	800	8,184					(800)	(8,184)			-	-	-
Next	250	12,684					(50)	(2,537)			200	10,147	16,236
Ninety One Diversified Income J2 Inc	50,000	50,093									50,000	50,093	45,750
Premier Miton income Funds ICVC	-	-	56,000	39,687						(87)	56,000	39,600	41,065
Reckitt Benckiser Group	175	6,428									175	6,428	9,485
The Renewables Infrastructure Group	22,000	22,405									22,000	22,405	25,036
Rio Tinto	500	6,343									500	6,343	29,210
Shell Plc	1,260	25,468					(260)	(5,255)			1,000	20,213	25,715
Schroder Oriental Income Fund	14,300	26,675									14,300	26,675	36,251
Schroders	2,352	11,601									2,352	11,601	10,111
SDCL Energy	-	-	24,000	22,431							24,000	22,431	15,600
SPDR S&P US Dividend Aristocrats ETP GBP	800	14,328					(800)	(14,328)			-	-	-
Stewart Investors Asia Pacific B Inc	12,000	4,186									12,000	4,186	35,654
Tesco Plc	4,736	12,792									4,736	12,792	13,758
Unilever	400	10,052									400	10,052	15,200
United Kingdom Government 4.25% SNR BDS	-	-	60,000	59,541							60,000	59,541	61,866
Vanguard INVS SRS	-	-	500	44,921						(160)	500	44,761	44,588
Vodafone Group	6,552	16,619					(6,552)	(16,619)			-	-	-
Whitbread	400	12,658									400	12,658	14,624
TOTAL	646,384	1,138,106	142,900	249,934	(5,765)	(2,580)	(117,160)	(188,096)	(300)	42	666,059	1,197,405	1,366,913
COIF		3,079										3,079	74,716
		<u>1,141,185</u>										<u>1,200,484</u>	<u>1,441,630</u>

Market value b/fwd	1,359,302
Additions	249,934
Disposals	(223,718)
Change in valuation	56,111
Market value c/fwd	1,441,630

Appendix 2

JOHN EDDLESTON'S CHARITY PROFIT/(LOSS) ON SALE OF INVESTMENTS

For the Year Ended 31 December 2023

	COST	VALUATION	PROCEEDS	COST PROFIT (LOSS)	VALUATION PROFIT (LOSS)
	£	£	£	£	£
Link Fund SOL Limited	7,844	10,083	10,125	2,281	42
Civitas Social Housing	28,842	18,930	18,508	(10,334)	(422)
Link Fund SOL Limited	30,842	40,166	39,482	8,639	(685)
BP	7,081	9,705	8,605	1,524	(1,101)
Vodafone Group	16,619	5,851	4,629	(11,990)	(1,222)
Shell Plc	5,255	6,002	6,008	752	6
SPDR S&P US Dividend Aristocrats ETF	14,328	43,964	41,568	27,240	(2,396)
Invesco Corporate Bond UK	50,401	55,641	54,715	4,314	(926)
Next	2,537	3,648	3,437	901	(211)
Mondi Plc	8,184	10,980	11,110	2,926	130
Fundrock Wheb	8,828	8,161	8,600	(229)	439
WS Morant Wright Nipon YLD	7,335	10,586	10,544	3,209	(42)
	188,096	223,718	217,330	29,234	(6,387)

Appendix 3

JOHN EDDLESTON'S CHARITY

INCOME AND EXPENDITURE ACCOUNT

For the year ended 31 December 2023

	2023	2022
Donations	£	£
John Eddleston Field Society	12,000	23,185
Birchley St Mary's School	1,758	1,759
St Aidan's Primary School	1,758	1,759
Billing Chapel End School	1,758	1,759
St Aidan's Church	-	6,600
Billinge Chapel	1,200	-
Billinge Music	500	-
	<u>18,974</u>	<u>35,063</u>

Appendix 4

JOHN EDDLESTON VICARAGE MONIES
CHARITY NUMBER: 223528

FINANCIAL STATEMENTS
for the year ended 31 December 2023

INCOME AND EXPENDITURE ACCOUNT
for the year ended 31 December 2023

	2023	2022
	£	£
Income		
Investment income	<u>2,051</u>	<u>2,043</u>
 Distributions		
Vicarage monies paid to Billinge Schools and St Aidans Parish in absence of Vicar	<u>1,026</u>	<u>1,021</u>

BALANCE SHEET
as at 31 December 2023

	2023	2022
	£	£
Investments		
Charities Official Investment Fund 3,765 Income Shares	<u>3,765</u>	<u>3,765</u>

As at the balance sheet date the investment income received by John Eddleston's Charity and not yet paid to the Vicar of Billinge amounts to £6,832 (2022: £5,807). In the absence of a Vicar these funds are to be donated to various schools and the church in Billinge. During the year £1,026 (2022: £1,021) was paid to Billinge Schools.

Approved by the trustees by A Whittle and signed on its behalf by:

Date: 25 September 2024

JOHN EDDLESTON'S CHARITY

England & Wales - Charity number 503695

Accounts

**REPORT OF THE TRUSTEES AND
UNAUDITED FINANCIAL STATEMENTS
FOR THE YEAR ENDED 31 DECEMBER 2022
FOR
JOHN EDDLESTON'S CHARITY**

Fairhurst
Chartered Accountants
Douglas Bank House
Wigan Lane
Wigan
Lancashire
WN1 2TB

JOHN EDDLESTON'S CHARITY

**CONTENTS OF THE FINANCIAL STATEMENTS
for the Year Ended 31 December 2022**

	Page
Report of the Trustees	1 to 3
Independent Examiner's Report	4
Statement of Financial Activities	5
Statement of Financial Position	6
Notes to the Financial Statements	7 to 13
Detailed Statement of Financial Activities	14
Appendices	15

JOHN EDDLESTON'S CHARITY

REPORT OF THE TRUSTEES for the Year Ended 31 December 2022

The trustees present their report with the financial statements of the charity for the year ended 31 December 2022. The trustees have adopted the provisions of Accounting and Reporting by Charities: Statement of Recommended Practice applicable to charities preparing their accounts in accordance with the Financial Reporting Standard applicable in the UK and Republic of Ireland (FRS 102) (effective 1 January 2019).

OBJECTIVES AND ACTIVITIES

Significant activities

Land and buildings

The building is used by local community groups and the field by local sports groups for the benefit of the inhabitants of Billinge and its surrounding areas.

Grantmaking

The charity invites applications for grants from local groups and individuals. These are discussed by the trustees at annual and extraordinary general meetings and are awarded on merit.

ACHIEVEMENT AND PERFORMANCE

Charitable activities

Public benefit

Whilst exercising their duties the charity trustees have complied with the guidance on public benefit rules.

Review of activities

During 2016 the charity received £75,260 as dilapidation income relating to certain land owned. The charity has used £55,504 of these monies to date and the remainder of £19,757 will be invested into future improvement and upkeep of its land and buildings. The charity continues to provide support to The John Eddleston Field Society.

During the year the charity received £47,154 from its investments, with £35,063 donated to local schools and The John Eddleston Field Society.

FINANCIAL REVIEW

Investment policy and objectives

The trustees consider that the performance of the charity this year has been most satisfactory. The results for the year and the financial position of the Charity are as shown in the annexed financial statements.

There are no restrictions on the charity's power to invest. The investment strategy is set by the trustees and takes account of recent demand for funds and the quality of funding applications. The trustees consider the income requirements, the risk profile and the investment manager's view of the market prospects in the medium term. This strategy is set within an overall policy which states that the general fund is to be invested in medium risk investments. Our strategy is reviewed with our investment managers annually.

Reserves policy

It is the policy of the charity to maintain unrestricted funds at a level sufficient to cover management and administration costs and to respond to emergency applications for grants which arise from time to time.

STRUCTURE, GOVERNANCE AND MANAGEMENT

Governing document

The John Eddleston's Charity was founded by a will dated 14 June 1672 and comprised in a scheme of 30 November 1909 and is now regulated by a scheme dated 18 December 1987, as amended by schemes dated 23 December 1994 and 12th May 2003, and is a registered charity, no 503695.

The objects of the charity are as follows: -

- 1) To apply one-third of the income of the charity for the advancement of religion in accordance with the provisions of clause 25 of the scheme.
- 2) To apply one-third of the income of the charity for the advancement of education in accordance with the provisions of clause 26 of the scheme.
- 3) The remaining third to be applied for the relief in need in accordance with the provisions of clause 27 of the scheme.

JOHN EDDLESTON'S CHARITY

REPORT OF THE TRUSTEES for the Year Ended 31 December 2022

STRUCTURE, GOVERNANCE AND MANAGEMENT

Organisational structure

The trustees who have served during the year and since the year end are set out below. Trustees are appointed by the board of trustees and serve for five years after which period they may put themselves forward for re-appointment. The trustees consist of five cooperative members and two nominative members. The nominative members are proposed by Billinge Parish Council and St Aidan's Parochial Church Council respectively.

The trustees meet annually at the AGM and at extraordinary general meetings as required.

Related parties

The charity has very close relationships with The John Eddleston Field Society and John Eddleston Vicarage Moneys, which are charities, all of which nominate trustees and provide funding to enable the charity to carry out its charitable objectives.

It has been agreed that the charity will pay the accountancy and secretarial fees of The John Eddleston Field Society along with all insurance costs relating to The John Eddleston Centre and Eddleston Recreational Field, and provide funds as necessary to the Society to meet costs (see note 13 of the financial statements).

The quarterly interest received on the John Eddleston Vicarage Moneys investments is deposited into the John Eddleston's Charity bank account, which is then payable directly to the Vicar of Billinge (see note 13 of the financial statements). In the absence of a Vicar this will be donated to certain schools and the church in Billinge.

REFERENCE AND ADMINISTRATIVE DETAILS

Registered Charity number

503695

Principal address

C/o Parkinson Commercial Property
Consultants
10 Beecham Court
Wigan
Lancashire
WN3 6PR

Trustees

C Stockley
Dr C E Mather
D McDonnell – resigned 16.05.22
Mrs J Smith
A Whittle (Chairman)
R Thompson
K Whitehead

Independent Examiner

Gary Edgerton FCA Cert PFS
Fairhurst
Chartered Accountants
Douglas Bank House
Wigan Lane
Wigan
Lancashire
WN1 2TB

JOHN EDDLESTON'S CHARITY

**REPORT OF THE TRUSTEES
for the Year Ended 31 December 2022**

REFERENCE AND ADMINISTRATIVE DETAILS


Bankers

National Westminster Bank Plc
Corporate Business Centre
Ashton House
PO Box 120 Waterloo Street
Bolton
Lancashire
BL1 8HG

Investment managers

Evelyn Partners
Royal Liver Building
Pier Head
Liverpool
L3 1NY

Approved by order of the board of trustees on 3/10/23 and signed on its behalf by:



.....
A Whittle - Trustee

**INDEPENDENT EXAMINER'S REPORT TO THE TRUSTEES OF
JOHN EDDLESTON'S CHARITY**

Independent examiner's report to the trustees of John Eddleston's Charity

I report to the charity trustees on my examination of the accounts of John Eddleston's Charity (the Trust) for the year ended 31 December 2022.

Responsibilities and basis of report

As the charity trustees of the Trust you are responsible for the preparation of the accounts in accordance with the requirements of the Charities Act 2011 ('the Act').

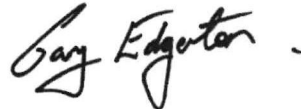
I report in respect of my examination of the Trust's accounts carried out under Section 145 of the Act and in carrying out my examination I have followed all applicable Directions given by the Charity Commission under Section 145(5)(b) of the Act.

Independent examiner's statement

I have completed my examination. I confirm that no material matters have come to my attention in connection with the examination giving me cause to believe that in any material respect:

1. accounting records were not kept in respect of the Trust as required by Section 130 of the Act; or
2. the accounts do not accord with those records; or
3. the accounts do not comply with the applicable requirements concerning the form and content of accounts set out in the Charities (Accounts and Reports) Regulations 2008 other than any requirement that the accounts give a true and fair view which is not a matter considered as part of an independent examination.

I have no concerns and have come across no other matters in connection with the examination to which attention should be drawn in this report in order to enable a proper understanding of the accounts to be reached.



Gary Edgerton FCA Cert PFS

Fairhurst
Chartered Accountants
Douglas Bank House
Wigan Lane
Wigan
Lancashire
WN1 2TB

Date: 4/10/23

JOHN EDDLESTON'S CHARITY

STATEMENT OF FINANCIAL ACTIVITIES
for the Year Ended 31 December 2022

	Notes	Unrestricted fund £	2022 Total Endowment funds £	2021 Total Endowment funds £
INCOME AND ENDOWMENTS FROM				
Investment income	2	47,154	47,154	43,610
Other income	3	<u>623</u>	<u>623</u>	<u>625</u>
Total		<u>47,777</u>	<u>47,777</u>	<u>44,235</u>
EXPENDITURE ON				
Raising funds		44,786	44,786	44,318
Charitable activities	4			
Direct charitable expenditure		<u>74,420</u>	<u>74,420</u>	<u>14,670</u>
Total		<u>119,206</u>	<u>119,206</u>	<u>58,988</u>
Net gains/(losses) on investments		<u>(883)</u>	<u>(883)</u>	<u>13,656</u>
NET INCOME/(EXPENDITURE)		(72,312)	(72,312)	(1,097)
Other recognised gains/(losses)				
Gains/(losses) on revaluation of fixed assets		<u>(140,229)</u>	<u>(140,229)</u>	<u>103,886</u>
Net movement in funds		(212,541)	(212,541)	102,789
RECONCILIATION OF FUNDS				
Total funds brought forward		<u>1,962,440</u>	<u>1,962,440</u>	<u>1,859,651</u>
TOTAL FUNDS CARRIED FORWARD		<u>1,749,899</u>	<u>1,749,899</u>	<u>1,962,440</u>

The notes form part of these financial statements

JOHN EDDLESTON'S CHARITY

STATEMENT OF FINANCIAL POSITION
31 December 2022

	Notes	Unrestricted fund £	2022 Total Endowment funds £	2021 Total Endowment funds £
FIXED ASSETS				
Tangible assets	8	352,303	352,303	353,769
Investments	9	<u>1,411,111</u>	<u>1,411,111</u>	<u>1,560,965</u>
		1,763,414	1,763,414	1,914,734
CURRENT ASSETS				
Debtors	10	-	-	3,185
Cash at bank		<u>19,904</u>	<u>19,904</u>	<u>77,441</u>
		19,904	19,904	80,626
CREDITORS				
Amounts falling due within one year	11	<u>(33,419)</u>	<u>(33,419)</u>	<u>(32,920)</u>
NET CURRENT ASSETS		<u>(13,515)</u>	<u>(13,515)</u>	<u>47,706</u>
TOTAL ASSETS LESS CURRENT LIABILITIES		<u>1,749,899</u>	<u>1,749,899</u>	<u>1,962,440</u>
NET ASSETS		<u>1,749,899</u>	<u>1,749,899</u>	<u>1,962,440</u>
FUNDS				
Unrestricted funds	12		<u>1,749,899</u>	<u>1,962,440</u>
TOTAL FUNDS			<u>1,749,899</u>	<u>1,962,440</u>

The financial statements were approved by the Board of Trustees and authorised for issue on 31/10/23 and were signed on its behalf by:



A Whittle - Trustee

JOHN EDDLESTON'S CHARITY

NOTES TO THE FINANCIAL STATEMENTS for the Year Ended 31 December 2022

1. ACCOUNTING POLICIES

Basis of preparing the financial statements

The financial statements of the charity, which is a public benefit entity under FRS 102, have been prepared in accordance with the Charities SORP (FRS 102) 'Accounting and Reporting by Charities: Statement of Recommended Practice applicable to charities preparing their accounts in accordance with the Financial Reporting Standard applicable in the UK and Republic of Ireland (FRS 102) (effective 1 January 2019)', Financial Reporting Standard 102 'The Financial Reporting Standard applicable in the UK and Republic of Ireland' and the Charities Act 2011. The financial statements have been prepared under the historical cost convention, with the exception of investments which are included at market value, as modified by the revaluation of certain assets.

Income

All income is recognised in the Statement of Financial Activities once the charity has entitlement to the funds, it is probable that the income will be received and the amount can be measured reliably.

Investment income is included when received into the bank deposit accounts.

Expenditure

Liabilities are recognised as expenditure as soon as there is a legal or constructive obligation committing the charity to that expenditure, it is probable that a transfer of economic benefits will be required in settlement and the amount of the obligation can be measured reliably. Expenditure is accounted for on an accruals basis and has been classified under headings that aggregate all cost related to the category. Where costs cannot be directly attributed to particular headings they have been allocated to activities on a basis consistent with the use of resources.

Allocation of support costs

Support costs are those functions that assist the work of the charity but do not directly relate to charitable activities. Support costs include office costs, finance, insurance, investment management fees and governance costs which support the charity activities.

Tangible fixed assets

Depreciation is not charged on land as the residual value is considered to be higher than the carrying value. Buildings are written off on a straight-line basis over their estimated useful life of fifty years.

Taxation

As a registered charity, the charity is generally exempt from Income Tax and Capital Gains Tax, but not from VAT. Irrecoverable VAT is included in the cost of those items to which it relates.

Fixed asset investments

Investments are included at closing mid-market value at the balance sheet date. Any gain or loss on revaluation is taken to the Statement of Financial Activities

Operating lease arrangements

License fees receivable under operating leases are recognised in the Statement of Financial Activities on a straight line basis over the lease term.

Trade debtors

Trade and other debtors are recognised at the settlement amount due after any trade discount offered. Prepayments are valued at the amount prepaid net of any trade discounts due.

Creditors

Creditors are recognised where the charity has a present obligation resulting from a past event that will probably result in the transfer of funds to a third party and the amount due to settle the obligation can be measured or estimated reliably. Creditors are normally recognised at their settlement amount after allowing for any trade discounts due.

Cash at bank and in hand

Cash at bank and in hand includes cash and short term highly liquid deposits.

JOHN EDDLESTON'S CHARITY

NOTES TO THE FINANCIAL STATEMENTS - continued
for the Year Ended 31 December 2022

1. ACCOUNTING POLICIES - continued

Financial instruments

The charity only has financial assets and financial liabilities of a kind that qualify as basic financial instruments. Basic financial instruments are initially recognised at transaction value and subsequently measured at their settlement value.

Impairment of assets

At each reporting date assets are reviewed to determine whether there is any indication that those assets have suffered an impairment loss. If there is an indication of possible impairment, the recoverable amount of any affected asset is estimated and compared to its carrying amount. If the recoverable amount is lower, the carrying amount of the asset is reduced to its recoverable amount and an impairment loss is recognised immediately in the profit or loss.

If an impairment loss is subsequently reversed, the carrying amount of the asset is increased to the revised estimate of its recoverable amount, but not to exceed the amount that would have been determined had no impairment loss been recognised for the asset in prior periods. A reversal of an impairment loss is recognised immediately in the profit or loss.

2. INVESTMENT INCOME

	2022	2021
	£	£
Dividend income from listed investments	21,361	42,928
Interest receivable from Unit Trusts	<u>25,793</u>	<u>682</u>
	<u>47,154</u>	<u>43,610</u>

3. OTHER INCOME

	2022	2021
	£	£
Other income	<u>623</u>	<u>625</u>

4. CHARITABLE ACTIVITIES COSTS

Direct charitable expenditure		Direct Costs (see note 5) £ <u>74,420</u>
-------------------------------	--	-------------------------------------------------------

JOHN EDDLESTON'S CHARITY

**NOTES TO THE FINANCIAL STATEMENTS - continued
for the Year Ended 31 December 2022**

5. DIRECT COSTS OF CHARITABLE ACTIVITIES

	2022	2021
	£	£
Donations (see Appendix 3)	35,063	14,670
Upkeep of Billinge Hill	<u>39,357</u>	<u>-</u>
	<u>74,420</u>	<u>14,670</u>

6. TRUSTEES' REMUNERATION AND BENEFITS

There were no trustees' remuneration or other benefits for the year ended 31 December 2022 nor for the year ended 31 December 2021.

Trustees' expenses

There were no trustees' expenses paid for the year ended 31 December 2022 nor for the year ended 31 December 2021.

7. COMPARATIVES FOR THE STATEMENT OF FINANCIAL ACTIVITIES

	Unrestricted Endowment fund £	Total Endowment funds £
INCOME AND ENDOWMENTS FROM		
Investment income	43,610	43,610
Other income	<u>625</u>	<u>625</u>
Total	<u>44,235</u>	<u>44,235</u>
EXPENDITURE ON		
Raising funds	44,318	44,318
Charitable activities		
Direct charitable expenditure	<u>14,670</u>	<u>14,670</u>
Total	<u>58,988</u>	<u>58,988</u>
Net gains on investments	<u>13,656</u>	<u>13,656</u>
NET INCOME/(EXPENDITURE)	(1,097)	(1,097)
Other recognised gains/(losses)		
Gains on revaluation of fixed assets	<u>103,886</u>	<u>103,886</u>
Net movement in funds	102,789	102,789
RECONCILIATION OF FUNDS		
Total funds brought forward	<u>1,859,651</u>	<u>1,859,651</u>
TOTAL FUNDS CARRIED FORWARD	<u>1,962,440</u>	<u>1,962,440</u>

JOHN EDDLESTON'S CHARITY

NOTES TO THE FINANCIAL STATEMENTS - continued
for the Year Ended 31 December 2022

8. TANGIBLE FIXED ASSETS

	Land £	Buildings £	Totals £
COST			
At 1 January 2022 and 31 December 2022	<u>311,256</u>	<u>73,299</u>	<u>384,555</u>
DEPRECIATION			
At 1 January 2022	-	30,786	30,786
Charge for year	-	<u>1,466</u>	<u>1,466</u>
At 31 December 2022	-	<u>32,252</u>	<u>32,252</u>
NET BOOK VALUE			
At 31 December 2022	<u>311,256</u>	<u>41,047</u>	<u>352,303</u>
At 31 December 2021	<u>311,256</u>	<u>42,513</u>	<u>353,769</u>

All the fixed assets owned are held for charitable purposes.

9. FIXED ASSET INVESTMENTS

	Listed investments £	Cash and settlements pending £	Totals £
MARKET VALUE			
At 1 January 2022	1,548,972	11,993	1,560,965
Additions	96,218	189,200	285,418
Disposals	(145,659)	(149,384)	(295,043)
Revaluations	<u>(140,229)</u>	-	<u>(140,229)</u>
At 31 December 2022	<u>1,359,302</u>	<u>51,809</u>	<u>1,411,111</u>
NET BOOK VALUE			
At 31 December 2022	<u>1,359,302</u>	<u>51,809</u>	<u>1,411,111</u>
At 31 December 2021	<u>1,548,972</u>	<u>11,993</u>	<u>1,560,965</u>

Investments are managed by a UK Investment Fund Manager investing in medium risk listed companies.

Cost or valuation at 31 December 2022 is represented by:

	Listed investments £	Cash and settlements pending £	Totals £
Valuation in 2022	184,517	-	184,517
Cost	<u>1,174,785</u>	<u>51,809</u>	<u>1,226,594</u>
	<u>1,359,302</u>	<u>51,809</u>	<u>1,411,111</u>
Historical Cost		2022 £	2021 £
		<u>1,192,994</u>	<u>1,192,922</u>

JOHN EDDLESTON'S CHARITY

NOTES TO THE FINANCIAL STATEMENTS - continued
for the Year Ended 31 December 2022

10. DEBTORS: AMOUNTS FALLING DUE WITHIN ONE YEAR	2022	2021
	£	£
Trade debtors	<u>-</u>	<u>3,185</u>

11. CREDITORS: AMOUNTS FALLING DUE WITHIN ONE YEAR	2022	2021
	£	£
Trade creditors	11,013	9,890
Accruals and deferred income	<u>22,406</u>	<u>23,030</u>
	<u>33,419</u>	<u>32,920</u>

12. MOVEMENT IN FUNDS		Net movement in funds	Transfers between funds	At 31/12/22
	At 1/1/22	in funds	between funds	At
	£	£	£	£
Unrestricted funds				
General fund	1,903,326	(212,541)	39,357	1,730,142
Designated fund - Billinge Hill	<u>59,114</u>	<u>-</u>	<u>(39,357)</u>	<u>19,757</u>
	<u>1,962,440</u>	<u>(212,541)</u>	<u>-</u>	<u>1,749,899</u>
TOTAL FUNDS	<u>1,962,440</u>	<u>(212,541)</u>	<u>-</u>	<u>1,749,899</u>

Net movement in funds, included in the above are as follows:

	Incoming resources	Resources expended	Gains and losses	Movement in funds
	£	£	£	£
Unrestricted funds				
General fund	47,777	(119,206)	(141,112)	(212,541)
	<u>47,777</u>	<u>(119,206)</u>	<u>(141,112)</u>	<u>(212,541)</u>
TOTAL FUNDS	<u>47,777</u>	<u>(119,206)</u>	<u>(141,112)</u>	<u>(212,541)</u>

Comparatives for movement in funds

	At 1/1/21	Net movement in funds	At 31/12/21
	£	£	£
Unrestricted funds			
General fund	1,800,537	102,789	1,903,326
Designated fund - Billinge Hill	<u>59,114</u>	<u>-</u>	<u>59,114</u>
	<u>1,859,651</u>	<u>102,789</u>	<u>1,962,440</u>
TOTAL FUNDS	<u>1,859,651</u>	<u>102,789</u>	<u>1,962,440</u>

JOHN EDDLESTON'S CHARITY

**NOTES TO THE FINANCIAL STATEMENTS - continued
for the Year Ended 31 December 2022**

12. MOVEMENT IN FUNDS - continued

Comparative net movement in funds, included in the above are as follows:

	Incoming resources £	Resources expended £	Gains and losses £	Movement in funds £
Unrestricted funds				
General fund	44,235	(58,988)	117,542	102,789
TOTAL FUNDS	<u>44,235</u>	<u>(58,988)</u>	<u>117,542</u>	<u>102,789</u>

A current year 12 months and prior year 12 months combined position is as follows:

	At 1/1/21 £	Net movement in funds £	Transfers between funds £	At 31/12/22 £
Unrestricted funds				
General fund	1,800,537	(109,752)	39,357	1,730,142
Designated fund - Billinge Hill	59,114	-	(39,357)	19,757
	<u>1,859,651</u>	<u>(109,752)</u>	-	<u>1,749,899</u>
TOTAL FUNDS	<u>1,859,651</u>	<u>(109,752)</u>	<u>-</u>	<u>1,749,899</u>

A current year 12 months and prior year 12 months combined net movement in funds, included in the above are as follows:

	Incoming resources £	Resources expended £	Gains and losses £	Movement in funds £
Unrestricted funds				
General fund	92,012	(178,194)	(23,570)	(109,752)
TOTAL FUNDS	<u>92,012</u>	<u>(178,194)</u>	<u>(23,570)</u>	<u>(109,752)</u>

General fund

The Endowment fund represents the income generated from the charity's investments.

JOHN EDDLESTON'S CHARITY

NOTES TO THE FINANCIAL STATEMENTS - continued for the Year Ended 31 December 2022

13. RELATED PARTY DISCLOSURES

During the year the charity provided funds to The John Eddleston Field Society amounting to £20,000 (2021: £10,000) to meet costs, and agreed to donate amounts owed by it from previous years of £3,185 (2021: £2,955).

Included in Trade Debtors is £Nil (2021: £3,185) owed to the charity by The John Eddleston Field Society.

Included in Trade Creditors is £5,807 (2021: £4,785) received by the charity on behalf of John Eddleston Vicarage Moneys which is owed to the Vicar of Billinge. In the absence of a Vicar this will be donated to certain schools and the church in Billinge. The interest received in the year totalled £2,043 (2021: £1,991).

During the year the charity paid funds of £20,881 (2021: £Nil) to one of the trustees of The John Eddleston Field Society, Mr C Corless, for maintenance and upkeep of Billinge Hill.

14. CONTROL

The charity is under the control of the trustees.

JOHN EDDLESTON'S CHARITY

DETAILED STATEMENT OF FINANCIAL ACTIVITIES
for the Year Ended 31 December 2022

	2022 £	2021 £
INCOME AND ENDOWMENTS		
Investment income		
Dividend income from listed investments	21,361	42,928
Interest receivable from Unit Trusts	<u>25,793</u>	<u>682</u>
	47,154	43,610
Other income		
Other income	<u>623</u>	<u>625</u>
Total incoming resources	47,777	44,235
EXPENDITURE		
Charitable activities		
Donations (see Appendix 3)	35,063	14,670
Upkeep of Billinge Hill	<u>39,357</u>	<u>-</u>
	74,420	14,670
Support costs		
Governance costs		
Insurance	4,536	4,406
Accountancy	3,660	3,000
Investment management fees	14,022	14,446
Secretaries fees	21,102	21,000
Freehold property depreciation	<u>1,466</u>	<u>1,466</u>
	<u>44,786</u>	<u>44,318</u>
Total resources expended	<u>119,206</u>	<u>58,988</u>
Net expenditure before gains and losses	(71,429)	(14,753)
Realised recognised gains and losses		
Realised gains/(losses) on fixed asset investments	<u>(883)</u>	<u>13,656</u>
Net expenditure	<u><u>(72,312)</u></u>	<u><u>(1,097)</u></u>

Appendix 1

JOHN EDDLESTON'S CHARITY
PROFIT/(LOSS) ON SALE OF INVESTMENTS
For the Year Ended 31 December 2022

	1 Jan 2022	1 Jan 2022	BOUGHT	BOUGHT	Reconstruction	SOLD	SOLD	OTHER	OTHER	31 Dec 2022	31 Dec 2022	MARKET	
	UNITS	COST	UNITS	COST	Units	UNITS	COST	UNITS	COSTS	UNITS	COST	VALUE	
		£		£	£		£		£		£	£	
Aegon Property Income PAIF B Gross Inc	12,471	13,092				(3,559)	(3,736)			8,912	9,356	4,292	
AHFM Defined Returns I GBP INC	-	-	40,400	43,616						40,400	43,616	43,777	
Alternative Liquidity Fund Ltd	3,286	-								3,286	-	126	
Astrazeneca	200	6,102								200	6,102	22,436	
Aviva	2,000	7,665				(480)	-			1,520	7,665	6,731	
Barclays	-	-	6,500	9,946						6,500	9,946	10,304	
Baring Europe Select I GBP Inc	700	15,810								700	15,810	30,261	
Barratt Developments	1,500	10,133								1,500	10,133	5,952	
Blackrock Continental European Income D inc	25,000	38,968								25,000	38,968	43,060	
BP Plc	5,400	20,124								5,400	20,124	25,645	
BT Group	6,000	14,243								6,000	14,243	6,723	
Civitas Social Housing Plc	30,000	28,842								30,000	28,842	18,930	
CRH	500	11,577								500	11,577	16,495	
CS 1175 FTSE/S&P 500 Defensive Autocall (8.35%) EIS	32,500	32,500				(32,500)	(32,500)			-	-	-	
Dodge & Cox Worldwide US Stock GBP Inc	-	-	1,366	39,993						1,366	39,993	39,218	
Easyjet	1,203	13,997				(1,203)	(13,997)			-	-	-	
Fidelity Emerging Markets W Acc	15,073	16,042							212	15,073	16,254	16,083	
Fidelity Global	11,000	21,579								11,000	21,579	24,046	
FP Whweb Sustainability	15,000	28,542			(15,000)	(28,542)				-	-	-	
Fundrock WHEB Sustainability B ACC NAV	-	-			14,460	28,542				14,460	28,542	28,956	
Glaxosmithkline	1,880	22,145				(1,600)	(10,674)			280	11,471	13,801	
Haleon	-	-	1,200	2,664		(1,200)	(2,664)			-	-	-	
Henderson Global Technology	700	4,233								700	4,233	21,280	
Henderson Smaller Companies IT	2,520	20,010								2,520	20,010	21,168	
Henderson Strategic Bond I Inc	35,000	48,686								35,000	48,686	40,285	
HICL Infrastructure	14,000	21,430								14,000	21,430	23,016	
HSBC Holdings	2,000	14,518				(2,000)	(14,518)			-	-	-	
IMI	700	7,608								700	7,608	9,016	
International Public Partnerships	14,000	16,125								14,000	16,125	21,224	
Invesco Perpetual Corporate Bond Z Inc	30,000	50,401								30,000	50,401	54,186	
Invesco Physical Gold P-ETC GBX	250	30,875								250	30,875	36,485	
ISHARES FTSE 250 UCITS ETF	700	14,480								700	14,480	12,349	
JP Morgan Global Emerging Markets Income Trust	20,000	30,001								20,000	30,001	25,650	
JPM US Equity Income C Inc	10,000	29,658								10,000	29,658	45,460	
JPM Global Macro Opportunities C inc	29,000	50,025								29,000	50,025	44,979	
Legal & General Group	6,500	6,046				(1,500)	(1,395)			5,000	4,651	12,475	
LF Morant Wright Nippon Yield B Inc	8,500	24,939								8,500	24,939	31,062	
Link Fund SOL Limited Capita Trojan X Inc	40,138	38,686								40,138	38,686	49,731	
Liontrust Monthly Income Bond B Gross Inc	50,000	50,430								50,000	50,430	39,435	
Lloyds Banking Group	25,000	14,951								25,000	14,951	11,353	
Lyxor Core US Tips ETF Hedged	173	19,293				(173)	(19,293)			-	-	-	
Mayfair Capital Property Income Trust	56,224	50,007								56,224	50,007	47,605	
MI Twentyfour Dynamic Bond I Net	520	56,173								520	56,173	48,395	
Mondi Plc	800	8,184								800	8,184	11,276	
Next	250	12,684								250	12,684	14,515	
Ninety One Diversified Income J2 Inc	50,000	50,093								50,000	50,093	45,105	
Reckitt Benckiser Group	175	6,428								175	6,428	10,070	
Renewables Infrastructure Group	22,000	22,405								22,000	22,405	28,600	
Rio Tinto	500	6,343								500	6,343	28,990	
Shell Plc	1,260	25,468								1,260	25,468	29,308	
Schroder Oriental Income Fund	14,300	26,675								14,300	26,675	36,823	
Schroders	400	11,601						1,952		2,352	11,601	10,255	
Smith & Nephew	1,000	13,086				(1,000)	(13,086)			-	-	-	
SPDR S&P US Dividend Aristocrats ETP GBP	800	14,328								800	14,328	46,108	
Stewart Investors Asia Pacific B Inc	12,000	4,186								12,000	4,186	34,692	
Tesco Plc	4,736	12,792								4,736	12,792	10,618	
Unilever	400	10,052								400	10,052	16,728	
Vodafone Group	6,552	16,619								6,552	16,619	5,519	
Waystone Management c/o Conventum Lyrical VAL US	200	21,232				(200)	(21,232)			-	-	-	
Whitbread	400	12,658								400	12,658	10,280	
TOTAL	625,411	1,174,771	49,466	96,218	(540)	-	(45,415)	(133,095)	1,952	212	630,874	1,138,106	1,290,874
COIF		3,079									3,079		68,429
		<u>1,177,850</u>									<u>1,141,185</u>		<u>1,359,302</u>

Market value b/fwd	1,548,973
Additions	96,218
Disposals	(145,659)
Change in valuation	(140,231)
Market value c/fwd	1,359,302

Appendix 2

JOHN EDDLESTON'S CHARITY PROFIT/(LOSS) ON SALE OF INVESTMENTS For the Year Ended 31 December 2022

	COST	VALUATION	PROCEEDS	COST PROFIT (LOSS)	VALUATION PROFIT (LOSS)
	£	£	£	£	£
Aegon Property Income PAIF B Gross Inc	3,736	2,736	2,673	(1,063)	(63)
AVIVA	-	2,170	2,034	2,034	(136)
CS 1175 FTSE/S&P 500 Defensive Autocall (8.35%) EI	32,500	41,327	43,355	10,855	2,028
Haleon	2,664	2,664	3,173	509	509
Waystone Lyrical US VAL EQ STRAT USD	21,232	31,398	31,043	9,811	(355)
Legal & General	1,395	4,463	4,596	3,201	133
Glaxosmithkline	10,674	10,925	11,045	371	120
Lyxor Core US TIPS ETF Hedged	19,293	20,572	20,302	1,009	(270)
HSBC Holdings	14,518	10,508	9,727	(4,791)	(781)
Easyjet	13,997	6,696	6,143	(7,854)	(553)
Smith & Nephew	13,086	12,200	10,685	(2,401)	(1,515)
	133,095	145,659	144,776	11,681	(883)

Appendix 3

JOHN EDDLESTON'S CHARITY

INCOME AND EXPENDITURE ACCOUNT

For the year ended 31 December 2022

Donations	2022	2021
	£	£
John Eddleston Field Society	23,185	12,955
Mrs T Holland	-	200
Birchley St Mary's School	1,759	505
St Aidan's Primary School	1,759	505
Billing Chapel End School	1,759	505
St Aidan's Church	6,600	-
	<u>35,063</u>	<u>14,670</u>

Appendix 4

JOHN EDDLESTON VICARAGE MONIES
CHARITY NUMBER: 223528

FINANCIAL STATEMENTS
for the year ended 31 December 2022

INCOME AND EXPENDITURE ACCOUNT
for the year ended 31 December 2022

	2022	2021
	£	£
Income		
Investment income	<u>2,043</u>	<u>1,991</u>
Distributions		
Vicarage monies paid to Billinge Schools and St Aidans Parish in absence of Vicar	<u>1,021</u>	<u>6,300</u>

BALANCE SHEET
as at 31 December 2022

	2022	2021
	£	£
Investments		
Charities Official Investment Fund 3,765 Income Shares	<u>3,765</u>	<u>3,765</u>

As at the balance sheet date the investment income received by John Eddleston's Charity and not yet paid to the Vicar of Billinge amounts to £5,807 (2021: £4,785). In the absence of a Vicar these funds are to be donated to various schools and the church in Billinge. During the year £1,021 (2021: £6,300) was paid to Billinge Schools.



.....
 Approved by the trustees by C Stockley and signed on its behalf by:

Date:31.10.23.....

JOHN EDDLESTON'S CHARITY

England & Wales - Charity number 503695

Accounts

**REPORT OF THE TRUSTEES AND
UNAUDITED FINANCIAL STATEMENTS
FOR THE YEAR ENDED 31 DECEMBER 2021
FOR
JOHN EDDLESTON'S CHARITY**

Fairhurst
Chartered Accountants
Douglas Bank House
Wigan Lane
Wigan
Lancashire
WN1 2TB

JOHN EDDLESTON'S CHARITY

**CONTENTS OF THE FINANCIAL STATEMENTS
for the Year Ended 31 December 2021**

	Page
Report of the Trustees	1 to 3
Independent Examiner's Report	4
Statement of Financial Activities	5
Statement of Financial Position	6
Notes to the Financial Statements	7 to 13
Detailed Statement of Financial Activities	14
Appendices	15

JOHN EDDLESTON'S CHARITY

REPORT OF THE TRUSTEES for the Year Ended 31 December 2021

The trustees present their report with the financial statements of the charity for the year ended 31 December 2021. The trustees have adopted the provisions of Accounting and Reporting by Charities: Statement of Recommended Practice applicable to charities preparing their accounts in accordance with the Financial Reporting Standard applicable in the UK and Republic of Ireland (FRS 102) (effective 1 January 2019).

OBJECTIVES AND ACTIVITIES

Significant activities

Land and buildings

The building is used by local community groups and the field by local sports groups for the benefit of the inhabitants of Billinge and its surrounding areas.

Grantmaking

The charity invites applications for grants from local groups and individuals. These are discussed by the trustees at annual and extraordinary general meetings and are awarded on merit.

ACHIEVEMENT AND PERFORMANCE

Charitable activities

Public benefit

Whilst exercising their duties the charity trustees have complied with the guidance on public benefit rules.

Review of activities

During 2016 the charity received £75,260 as dilapidation income relating to certain land owned. The charity will invest this into the ongoing improvement and upkeep of its land and buildings. The charity continues to provide support to The John Eddleston Field Society.

FINANCIAL REVIEW

Investment policy and objectives

The trustees consider that the performance of the charity this year has been most satisfactory. The results for the year and the financial position of the Charity are as shown in the annexed financial statements.

There are no restrictions on the charity's power to invest. The investment strategy is set by the trustees and takes account of recent demand for funds and the quality of funding applications. The trustees consider the income requirements, the risk profile and the investment manager's view of the market prospects in the medium term. This strategy is set within an overall policy which states that the general fund is to be invested in medium risk investments. Our strategy is reviewed with our investment managers annually.

Reserves policy

It is the policy of the charity to maintain unrestricted funds at a level sufficient to cover management and administration costs and to respond to emergency applications for grants which arise from time to time.

STRUCTURE, GOVERNANCE AND MANAGEMENT

Governing document

The John Eddleston's Charity was founded by a will dated 14 June 1672 and comprised in a scheme of 30 November 1909 and is now regulated by a scheme dated 18 December 1987, as amended by schemes dated 23 December 1994 and 12th May 2003, and is a registered charity, no 503695.

The objects of the charity are as follows: -

- 1) To apply one-third of the income of the charity for the advancement of religion in accordance with the provisions of clause 25 of the scheme.
- 2) To apply one-third of the income of the charity for the advancement of education in accordance with the provisions of clause 26 of the scheme.
- 3) The remaining third to be applied for the relief in need in accordance with the provisions of clause 27 of the scheme.

JOHN EDDLESTON'S CHARITY

REPORT OF THE TRUSTEES for the Year Ended 31 December 2021

STRUCTURE, GOVERNANCE AND MANAGEMENT

Organisational structure

The trustees who have served during the year and since the year end are set out below. Trustees are appointed by the board of trustees and serve for five years after which period they may put themselves forward for re-appointment. The trustees consist of five cooperative members and two nominative members. The nominative members are proposed by Billinge Parish Council and St Aidan's Parochial Church Council respectively.

The trustees meet annually at the AGM and at extraordinary general meetings as required.

Related parties

The charity has very close relationships with The John Eddleston Field Society and John Eddleston Vicarage Moneys, which are charities, all of which nominate trustees and provide funding to enable the charity to carry out its charitable objectives.

It has been agreed that the charity will pay the accountancy and secretarial fees of The John Eddleston Field Society along with all insurance costs relating to The John Eddleston Centre and Eddleston Recreational Field, and provide funds as necessary to the Society to meet costs (see note 13 of the financial statements).

The quarterly interest received on the John Eddleston Vicarage Moneys investments is deposited into the John Eddleston's Charity bank account, which is then payable directly to the Vicar of Billinge (see note 13 of the financial statements). In the absence of a Vicar this will be donated to certain schools and the church in Billinge.

REFERENCE AND ADMINISTRATIVE DETAILS

Registered Charity number

503695

Principal address

C/o Parkinson Commercial Property
Consultants
10 Beecham Court
Wigan
Lancashire
WN3 6PR

Trustees

C Stockley
Dr C E Mather
Mrs G Sainsbury
D McDonnell
Mrs J Smith
A Whittle
R Thompson
K Whitehead

Independent Examiner

Gary Edgerton FCA Cert PFS
Fairhurst
Chartered Accountants
Douglas Bank House
Wigan Lane
Wigan
Lancashire
WN1 2TB

JOHN EDDLESTON'S CHARITY

**REPORT OF THE TRUSTEES
for the Year Ended 31 December 2021**

REFERENCE AND ADMINISTRATIVE DETAILS

Bankers

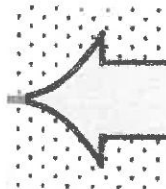
National Westminster Bank Plc
Corporate Business Centre
Ashton House
PO Box 120 Waterloo Street
Bolton
Lancashire
BL1 8HG

Investment managers

Tilney Investment Management
Royal Liver Building
Pier Head
Liverpool
L3 1NY

Approved by order of the board of trustees on 29/9/22 and signed on its behalf by:

.....
C Stockley - Trustee



**INDEPENDENT EXAMINER'S REPORT TO THE TRUSTEES OF
JOHN EDDLESTON'S CHARITY**

Independent examiner's report to the trustees of John Eddleston's Charity

I report to the charity trustees on my examination of the accounts of John Eddleston's Charity (the Trust) for the year ended 31 December 2021.

Responsibilities and basis of report

As the charity trustees of the Trust you are responsible for the preparation of the accounts in accordance with the requirements of the Charities Act 2011 ('the Act').

I report in respect of my examination of the Trust's accounts carried out under section 145 of the Act and in carrying out my examination I have followed all applicable Directions given by the Charity Commission under section 145(5)(b) of the Act.

Independent examiner's statement

I have completed my examination. I confirm that no material matters have come to my attention in connection with the examination giving me cause to believe that in any material respect:

1. accounting records were not kept in respect of the Trust as required by section 130 of the Act; or
2. the accounts do not accord with those records; or
3. the accounts do not comply with the applicable requirements concerning the form and content of accounts set out in the Charities (Accounts and Reports) Regulations 2008 other than any requirement that the accounts give a true and fair view which is not a matter considered as part of an independent examination.

I have no concerns and have come across no other matters in connection with the examination to which attention should be drawn in this report in order to enable a proper understanding of the accounts to be reached.

Gary Edgerton

Gary Edgerton FCA Cert PFS
Fairhurst
Chartered Accountants
Douglas Bank House
Wigan Lane
Wigan
Lancashire
WN1 2TB

Date: 29 September 2022 | 15:06 BST
Date:

JOHN EDDLESTON'S CHARITY

**STATEMENT OF FINANCIAL ACTIVITIES
for the Year Ended 31 December 2021**

	Notes	Unrestricted funds £	2021 Total Endowment funds £	2020 Total Endowment funds £
INCOME AND ENDOWMENTS FROM				
Investment income	2	43,611	43,611	39,379
Other income	3	<u>624</u>	<u>624</u>	<u>10,624</u>
Total		44,235	44,235	50,003
EXPENDITURE ON				
Raising funds		44,318	44,318	38,344
Charitable activities	4			
Direct charitable expenditure		<u>14,670</u>	<u>14,670</u>	<u>6,548</u>
Total		59,988	58,988	44,892
Net gains/(losses) on investments		<u>13,656</u>	<u>13,656</u>	<u>(82,316)</u>
NET INCOME/(EXPENDITURE)		(1,097)	(1,097)	(77,205)
Other recognised gains/(losses)				
Gains on revaluation of fixed assets		<u>103,886</u>	<u>103,886</u>	<u>61,258</u>
Net movement in funds		102,789	102,789	(15,947)
RECONCILIATION OF FUNDS				
Total funds brought forward		<u>1,859,651</u>	<u>1,859,651</u>	<u>1,875,598</u>
TOTAL FUNDS CARRIED FORWARD		<u>1,962,440</u>	<u>1,962,440</u>	<u>1,859,651</u>

The notes form part of these financial statements

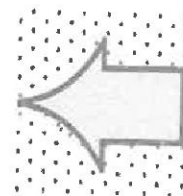
JOHN EDDLESTON'S CHARITY
STATEMENT OF FINANCIAL POSITION
31 December 2021

	Notes	Unrestricted funds £	2021 Total Endowment funds £	2020 Total Endowment funds £
FIXED ASSETS				
Tangible assets	8	353,769	353,769	355,235
Investments	9	<u>1,560,965</u>	<u>1,560,965</u>	<u>1,457,916</u>
		1,914,734	1,914,734	1,813,151
CURRENT ASSETS				
Debtors	10	3,185	3,185	2,955
Cash at bank		<u>77,441</u>	<u>77,441</u>	<u>78,408</u>
		80,626	80,626	81,363
CREDITORS				
Amounts falling due within one year	11	(32,920)	(32,920)	(34,863)
		<u>47,706</u>	<u>47,706</u>	<u>46,500</u>
NET CURRENT ASSETS				
		<u>1,962,440</u>	<u>1,962,440</u>	<u>1,859,651</u>
TOTAL ASSETS LESS CURRENT LIABILITIES				
		<u>1,962,440</u>	<u>1,962,440</u>	<u>1,859,651</u>
NET ASSETS				
FUNDS	12		<u>1,962,440</u>	<u>1,859,651</u>
Unrestricted funds			<u>1,962,440</u>	<u>1,859,651</u>
TOTAL FUNDS			<u>1,962,440</u>	<u>1,859,651</u>

The financial statements were approved by the Board of Trustees and authorised for issue on
29/9/22..... and were signed on its behalf by:



 C Stockley - Trustee



JOHN EDDLESTON'S CHARITY

NOTES TO THE FINANCIAL STATEMENTS for the Year Ended 31 December 2021

1. ACCOUNTING POLICIES

Basis of preparing the financial statements

The financial statements of the charity, which is a public benefit entity under FRS 102, have been prepared in accordance with the Charities SORP (FRS 102) 'Accounting and Reporting by Charities: Statement of Recommended Practice applicable to charities preparing their accounts in accordance with the Financial Reporting Standard applicable in the UK and Republic of Ireland (FRS 102) (effective 1 January 2019)', Financial Reporting Standard 102 'The Financial Reporting Standard applicable in the UK and Republic of Ireland' and the Charities Act 2011. The financial statements have been prepared under the historical cost convention, with the exception of investments which are included at market value, as modified by the revaluation of certain assets.

Income

All income is recognised in the Statement of Financial Activities once the charity has entitlement to the funds, it is probable that the income will be received and the amount can be measured reliably.

Expenditure

Liabilities are recognised as expenditure as soon as there is a legal or constructive obligation committing the charity to that expenditure, it is probable that a transfer of economic benefits will be required in settlement and the amount of the obligation can be measured reliably. Expenditure is accounted for on an accruals basis and has been classified under headings that aggregate all cost related to the category. Where costs cannot be directly attributed to particular headings they have been allocated to activities on a basis consistent with the use of resources.

Allocation of support costs

Support costs are those functions that assist the work of the charity but do not directly relate to charitable activities. Support costs include office costs, finance, insurance, investment management fees and governance costs which support the charity activities.

Tangible fixed assets

Depreciation is not charged on land as the residual value is considered to be higher than the carrying value. Buildings are written off on a straight-line basis over their estimated useful life of fifty years.

Taxation

As a registered charity, the charity is generally exempt from Income Tax and Capital Gains Tax, but not from VAT. Irrecoverable VAT is included in the cost of those items to which it relates.

Fixed asset investments

Investments are included at closing mid-market value at the balance sheet date. Any gain or loss on revaluation is taken to the Statement of Financial Activities

Operating lease arrangements

License fees receivable under operating leases are recognised in the Statement of Financial Activities on a straight line basis over the lease term.

Trade debtors

Trade and other debtors are recognised at the settlement amount due after any trade discount offered. Prepayments are valued at the amount prepaid net of any trade discounts due.

Creditors

Creditors are recognised where the charity has a present obligation resulting from a past event that will probably result in the transfer of funds to a third party and the amount due to settle the obligation can be measured or estimated reliably. Creditors are normally recognised at their settlement amount after allowing for any trade discounts due.

Cash at bank and in hand

Cash at bank and in hand includes cash and short term highly liquid deposits.

JOHN EDDLESTON'S CHARITY

**NOTES TO THE FINANCIAL STATEMENTS - continued
for the Year Ended 31 December 2021**

1. ACCOUNTING POLICIES - continued

Financial instruments

The charity only has financial assets and financial liabilities of a kind that qualify as basic financial instruments. Basic financial instruments are initially recognised at transaction value and subsequently measured at their settlement value.

Impairment of assets

At each reporting date assets are reviewed to determine whether there is any indication that those assets have suffered an impairment loss. If there is an indication of possible impairment, the recoverable amount of any affected asset is estimated and compared to its carrying amount. If the recoverable amount is lower, the carrying amount of the asset is reduced to its recoverable amount and an impairment loss is recognised immediately in the profit or loss.

If an impairment loss is subsequently reversed, the carrying amount of the asset is increased to the revised estimate of its recoverable amount, but not to exceed the amount that would have been determined had no impairment loss been recognised for the asset in prior periods. A reversal of an impairment loss is recognised immediately in the profit or loss.

2. INVESTMENT INCOME

	2021	2020
	£	£
Income from UK listed investments	43,611	38,837
Interest receivable	-	542
	<u>43,611</u>	<u>39,379</u>

3. OTHER INCOME

	2021	2020
	£	£
Other income	624	624
Government income	-	10,000
	<u>624</u>	<u>10,624</u>

4. CHARITABLE ACTIVITIES COSTS

	Direct Costs (see note 5) £
Direct charitable expenditure	<u>14,670</u>

JOHN EDDLESTON'S CHARITY

**NOTES TO THE FINANCIAL STATEMENTS - continued
for the Year Ended 31 December 2021**

5. DIRECT COSTS OF CHARITABLE ACTIVITIES

	2021	2020
	£	£
Donations (see Appendix 3)	<u>14,670</u>	<u>6,548</u>

6. TRUSTEES' REMUNERATION AND BENEFITS

There were no trustees' remuneration or other benefits for the year ended 31 December 2021 nor for the year ended 31 December 2020.

Trustees' expenses

There were no trustees' expenses paid for the year ended 31 December 2021 nor for the year ended 31 December 2020.

7. COMPARATIVES FOR THE STATEMENT OF FINANCIAL ACTIVITIES

	Unrestricted funds £	Total Endowment funds £
INCOME AND ENDOWMENTS FROM		
Investment income	39,379	39,379
Other income	<u>10,624</u>	<u>10,624</u>
Total	50,003	50,003
EXPENDITURE ON		
Raising funds	38,344	38,344
Charitable activities		
Direct charitable expenditure	<u>6,548</u>	<u>6,548</u>
Total	44,892	44,892
Net gains/(losses) on investments	<u>(82,316)</u>	<u>(82,316)</u>
NET INCOME/(EXPENDITURE)	(77,205)	(77,205)
Other recognised gains/(losses)		
Gains on revaluation of fixed assets	<u>61,258</u>	<u>61,258</u>
Net movement in funds	(15,947)	(15,947)
RECONCILIATION OF FUNDS		
Total funds brought forward	1,875,598	1,875,598
TOTAL FUNDS CARRIED FORWARD	<u>1,859,651</u>	<u>1,859,651</u>

JOHN EDDLESTON'S CHARITY

**NOTES TO THE FINANCIAL STATEMENTS - continued
for the Year Ended 31 December 2021**

8. TANGIBLE FIXED ASSETS

	Land £	Buildings £	Totals £
COST			
At 1 January 2021 and 31 December 2021	<u>311,256</u>	<u>73,299</u>	<u>384,555</u>
DEPRECIATION			
At 1 January 2021	-	29,320	29,320
Charge for year	<u>-</u>	<u>1,466</u>	<u>1,466</u>
At 31 December 2021	<u>-</u>	<u>30,786</u>	<u>30,786</u>
NET BOOK VALUE			
At 31 December 2021	<u>311,256</u>	<u>42,513</u>	<u>353,769</u>
At 31 December 2020	<u>311,256</u>	<u>43,979</u>	<u>355,235</u>

All the fixed assets owned are held for charitable purposes.

9. FIXED ASSET INVESTMENTS

	Listed investments £	Cash and settlements pending £	Totals £
MARKET VALUE			
At 1 January 2021	1,418,677	39,239	1,457,916
Additions	130,568	184,157	314,725
Disposals	(104,159)	(211,403)	(315,562)
Revaluations	<u>103,886</u>	<u>-</u>	<u>103,886</u>
At 31 December 2021	<u>1,548,972</u>	<u>11,993</u>	<u>1,560,965</u>
NET BOOK VALUE			
At 31 December 2021	<u>1,548,972</u>	<u>11,993</u>	<u>1,560,965</u>
At 31 December 2020	<u>1,418,677</u>	<u>39,239</u>	<u>1,457,916</u>

There were no investment assets outside the UK.

Cost or valuation at 31 December 2021 is represented by:

	Listed investments £	Cash and settlements pending £	Totals £
Valuation in 2021	374,201	-	374,201
Cost	<u>1,174,771</u>	<u>11,993</u>	<u>1,186,764</u>
	<u>1,548,972</u>	<u>11,993</u>	<u>1,560,965</u>

JOHN EDDLESTON'S CHARITY

**NOTES TO THE FINANCIAL STATEMENTS - continued
for the Year Ended 31 December 2021**

9. FIXED ASSET INVESTMENTS - continued

	2021	2020
	£	£
Historical Cost	<u>1,175,876</u>	<u>1,212,036</u>

Investments are held primarily to provide an investment return.

10. DEBTORS: AMOUNTS FALLING DUE WITHIN ONE YEAR

	2021	2020
	£	£
Trade debtors	<u>3,185</u>	<u>2,955</u>

11. CREDITORS: AMOUNTS FALLING DUE WITHIN ONE YEAR

	2021	2020
	£	£
Trade creditors	9,890	11,210
Accruals and deferred income	<u>23,030</u>	<u>23,653</u>
	<u>32,920</u>	<u>34,863</u>

12. MOVEMENT IN FUNDS

	At 1/1/21	Net movement in funds	At 31/12/21
	£	£	£
Unrestricted funds			
General fund	1,800,537	102,789	1,903,326
Designated fund - Billinge Hill	<u>59,114</u>	<u>-</u>	<u>59,114</u>
	<u>1,859,651</u>	<u>102,789</u>	<u>1,962,440</u>
TOTAL FUNDS	<u>1,859,651</u>	<u>102,789</u>	<u>1,962,440</u>

Net movement in funds, included in the above are as follows:

	Incoming resources	Resources expended	Gains and losses	Movement in funds
	£	£	£	£
Unrestricted funds				
General fund	44,235	(58,988)	117,542	102,789
	<u>44,235</u>	<u>(58,988)</u>	<u>117,542</u>	<u>102,789</u>
TOTAL FUNDS	<u>44,235</u>	<u>(58,988)</u>	<u>117,542</u>	<u>102,789</u>

JOHN EDDLESTON'S CHARITY

**NOTES TO THE FINANCIAL STATEMENTS - continued
for the Year Ended 31 December 2021**

12. MOVEMENT IN FUNDS - continued

Comparatives for movement in funds

	At 1/1/20 £	Net movement in funds £	At 31/12/20 £
Unrestricted funds			
General fund	1,816,484	(15,947)	1,800,537
Designated fund - Billinge Hill	<u>59,114</u>	<u>-</u>	<u>59,114</u>
	<u>1,875,598</u>	<u>(15,947)</u>	<u>1,859,651</u>
TOTAL FUNDS	<u>1,875,598</u>	<u>(15,947)</u>	<u>1,859,651</u>

Comparative net movement in funds, included in the above are as follows:

	Incoming resources £	Resources expended £	Gains and losses £	Movement in funds £
Unrestricted funds				
General fund	50,003	(44,892)	(21,058)	(15,947)
	<u>50,003</u>	<u>(44,892)</u>	<u>(21,058)</u>	<u>(15,947)</u>
TOTAL FUNDS	<u>50,003</u>	<u>(44,892)</u>	<u>(21,058)</u>	<u>(15,947)</u>

A current year 12 months and prior year 12 months combined position is as follows:

	At 1/1/20 £	Net movement in funds £	At 31/12/21 £
Unrestricted funds			
General fund	1,816,484	86,842	1,903,326
Designated fund - Billinge Hill	<u>59,114</u>	<u>-</u>	<u>59,114</u>
	<u>1,875,598</u>	<u>86,842</u>	<u>1,962,440</u>
TOTAL FUNDS	<u>1,875,598</u>	<u>86,842</u>	<u>1,962,440</u>

A current year 12 months and prior year 12 months combined net movement in funds, included in the above are as follows:

	Incoming resources £	Resources expended £	Gains and losses £	Movement in funds £
Unrestricted funds				
General fund	94,238	(103,880)	96,484	86,842
	<u>94,238</u>	<u>(103,880)</u>	<u>96,484</u>	<u>86,842</u>
TOTAL FUNDS	<u>94,238</u>	<u>(103,880)</u>	<u>96,484</u>	<u>86,842</u>

General fund

The endowment fund represents the income generated from the charity's investments.

JOHN EDDLESTON'S CHARITY

**NOTES TO THE FINANCIAL STATEMENTS - continued
for the Year Ended 31 December 2021**

13. RELATED PARTY DISCLOSURES

During the year the charity provided funds to The John Eddleston Field Society amounting to £10,000 (2020: £5,000) to meet costs, and agreed to donate amounts owed by it from previous years of £2,955 (2020: £1,548).

Included in Trade Debtors is £3,185 (2020: £2,955) owed to the charity by The John Eddleston Field Society.

Included in Trade Creditors is £4,785 (2020: £7,579) received by the charity on behalf of John Eddleston Vicarage Moneys which is owed to the Vicar of Billinge. In the absence of a Vicar this will be donated to certain schools and the church in Billinge. The interest received in the year totalled £1,991 (2020 £1,952).

14. CONTROL

The charity is under the control of the trustees.

JOHN EDDLESTON'S CHARITY

**DETAILED STATEMENT OF FINANCIAL ACTIVITIES
for the Year Ended 31 December 2021**

	2021 £	2020 £
INCOME AND ENDOWMENTS		
Investment income		
Income from UK listed investments	43,611	38,837
Interest receivable	<u>-</u>	<u>542</u>
	43,611	39,379
Other income		
Other income	624	624
Government income	<u>-</u>	<u>10,000</u>
	<u>624</u>	<u>10,624</u>
Total incoming resources	44,235	50,003
EXPENDITURE		
Charitable activities		
Donations (see Appendix 3)	14,670	6,548
Support costs		
Governance costs		
Insurance	4,406	4,805
Accountancy	3,000	2,880
Investment management fees	14,446	13,293
Secretaries fees	21,000	15,900
Freehold property depreciation	<u>1,466</u>	<u>1,466</u>
	<u>44,318</u>	<u>38,344</u>
Total resources expended	<u>58,988</u>	<u>44,892</u>
Net (expenditure)/income before gains and losses	(14,753)	5,111
Realised recognised gains and losses		
Realised gains/(losses) on fixed asset investments	<u>13,656</u>	<u>(82,316)</u>
Net expenditure	<u>(1,097)</u>	<u>(77,205)</u>

This page does not form part of the statutory financial statements

Appendix 1

JOHN EDDLESTON'S CHARITY

PROFIT/(LOSS) ON SALE OF INVESTMENTS

For the Year Ended 31 December 2021

	1 Jan 2021	1 Jan 2021	BOUGHT	BOUGHT	Redemption /	SOLD	SOLD	OTHER	OTHER	31 Dec 2021	31 Dec 2021	MARKET
	UNITS	COST	UNITS	COST	Units	UNITS	COST	UNITS	COSTS	UNITS	COST	VALUE
		£		£	£		£		£		£	£
Aegon Property Income PAIF B Gross Inc	23,000	24,145			(10,529)	(11,053)				12,471	13,092	9,541
Alternative Liquidity Fund Ltd	3,286	3,972				(3,972)				3,286	-	183
Astrazeneca	200	6,102								200	6,102	17,356
Aviva	2,000	7,665								2,000	7,665	8,208
Baring Europe Select I GBP Inc	700	15,810								700	15,810	37,947
Barratt Developments	1,500	10,133								1,500	10,133	11,220
Blackrock Continental European Income D Inc	25,000	38,968								25,000	38,968	48,075
BP Plc	5,400	20,124								5,400	20,124	17,847
BT Group	6,000	14,243								6,000	14,243	10,173
Cardales Management Glanmore Property GBP INC Inc	225	14,309			(225)	(14,309)				-	-	-
Civitas Social Housing Plc	30,000	28,842								30,000	28,842	29,070
CRH	500	11,677								500	11,677	19,500
CS 1175 FTSE/S&P 500 Defensive Autocall (8.35%) EIS	32,500	32,500								32,500	32,500	40,404
DB (P&M) Sicav Absolute Diversified CLS D	40	443				(40)	(443)			-	-	-
DB PWM British Real Estate B Inc	175	9,426				(175)	(9,426)			-	-	-
Easyjet	725	12,038			478	1,960				1,203	13,997	6,689
Equinix Group	6,071	11,510				(6,071)	(11,510)			-	-	-
ETFS Physical Gold GBP (Wisdomtree Physical Gold)	250	17,027				(250)	(17,027)			-	-	-
Fidelity Emerging Markets W Acc	9,980	15,874			5,083	168				15,073	16,042	21,494
Fidelity Global	11,000	21,710				(131)				11,000	21,579	24,706
FP Wneb Sustainability	20,000	38,215				(159)	(5,000)	(9,514)		15,000	28,542	35,267
Glaxosmithkline	1,880	22,145								1,880	22,145	30,204
Henderson Global Technology	700	4,233								700	4,233	28,938
Henderson Smaller Companies IT	2,520	20,010								2,520	20,010	31,097
Henderson Strategic Bond I Inc	35,000	48,686								35,000	48,686	50,435
HICL Infrastructure	14,000	21,430								14,000	21,430	24,724
HSBC Holdings	2,000	14,518								2,000	14,518	8,973
IMI	1,000	10,869					(300)	(3,261)		700	7,608	12,152
International Public Partnerships	14,000	16,125								14,000	16,125	23,800
Invesco Perpetual Corporate Bond Z Inc	30,000	50,401								30,000	50,401	64,833
Invesco Physical Gold P-ETC GBX	-	-	250	30,875						250	30,875	32,625
ISHARES FTSE 250 UCITS ETF	1,930	39,922				(1,230)	(25,443)			700	14,480	15,442
JP Morgan Global Emerging Markets Income Trust	-	-	20,000	30,001						20,000	30,001	29,050
JPM US Equity Income C Inc	10,000	29,658								10,000	29,658	42,900
JPM Global Macro Opportunities C Inc	-	-	29,000	50,025						29,000	50,025	50,286
Legal & General Group	6,500	6,046								6,500	6,046	19,338
LF Morant Wright Nippon Yield B Inc	8,500	24,939								8,500	24,939	29,589
Link Fund SOL Limited Capita Trojan X Inc	40,138	38,686								40,138	38,686	51,678
Liontrust Monthly Income Bond B Gross Inc	50,000	50,430								50,000	50,430	48,820
Lloyds Banking Group	25,000	14,951								25,000	14,951	11,950
Lyxor Core US Tips ETF Hedged	173	19,293								173	19,293	20,572
Mayfair Capital Property Income Trust	56,224	50,007								56,224	50,007	53,570
MI Twentyfour Dynamic Bond I Net	520	56,173								520	56,173	58,583
Mondi Plc	800	8,184								800	8,184	14,608
Next	300	15,221				(50)	(2,537)			250	12,684	20,375
Ninety One Diversified Income J2 Inc	35,020	34,889	14,980	15,248		(44)				50,000	50,093	49,570
Reckitt Benckiser Group	175	6,428								175	6,428	11,099
Renewables Infrastructure Group	20,000	19,945			2,000	2,460				22,000	22,405	29,568
Rio Tinto	500	6,343								500	6,343	24,460
Royal Dutch Shell B	1,260	25,468								1,260	25,468	20,442
Schroder Oriental Income Fund	14,300	26,675								14,300	26,675	38,396
Schroders	400	11,601								400	11,601	14,240
Smith & Nephew	1,000	13,086								1,000	13,086	12,935
SPDR S&P US Dividend Aristocrats ETP GBP	800	14,328								800	14,328	42,244
Stewart Investors Asia Pacific B Inc	12,000	4,186								12,000	4,186	36,121
Tesco Plc	6,000	12,792			(1,264)					4,736	12,792	13,730
Unicom UK Income B Inc	8,000	19,936				(8,000)	(19,936)			-	-	-
Unilever	400	10,052								400	10,052	15,782
Vodafone Group	6,552	16,619								6,552	16,619	7,355
Waystone Management c/o Conventum Lyrical VAL US	200	21,232								200	21,232	31,398
Whitbread	400	12,658								400	12,658	11,980
TOTAL	586,754	1,172,797	64,230	126,149	(4,458)	(25,080)	(21,116)	(99,095)	-	625,411	1,174,771	1,471,541
COIF		3,079									3,079	77,433
		1,175,876									1,177,850	1,548,973

Market value b/fwd	1,418,678
Additions	130,568
Disposals	(104,156)
Change in valuation	103,886
Market value c/fwd	1,548,973

Appendix 2

JOHN EDDLESTON'S CHARITY PROFIT/(LOSS) ON SALE OF INVESTMENTS

For the Year Ended 31 December 2021

	COST	VALUATION	PROCEEDS	COST PROFIT (LOSS)	VALUATION PROFIT (LOSS)
	£	£	£	£	£
DB (PAM) Sicav Absolute Diversified CLS D	443	277	443	-	166
DB PWM British Real Estate B Inc	9,426	0	7,402	(2,024)	7,402
Equiniti Group	11,510	7,844	10,411	(1,099)	2,567
ETFS Physical Gold GBP (Wisdomtree Physical Gold)	17,027	29,295	30,169	13,142	874
FP Web Sustainability	9,514	11,293	11,924	2,410	631
IMI	3,261	4,980	5,365	2,104	385
ISHARES FTSE 250 UCITS ETF	25,443	26,028	26,194	751	166
Nexi	2,537	3,933	4,141	1,604	208
Unicom UK Income B Inc	19,936	20,509	21,767	1,832	1,259
	99,095	104,159	117,816	18,720	13,658

Appendix 3

JOHN EDDLESTON'S CHARITY

INCOME AND EXPENDITURE ACCOUNT

For the year ended 31 December 2021

Donations	2021	2020
	£	£
John Eddleston Field Society	12,955	6,548
Mrs T Holland	200	-
Birchley St Mary's School	505	-
St Aidan's Primary School	505	-
Billing Chapel End School	505	-
	<u>14,670</u>	<u>6,548</u>

Appendix 4

**JOHN EDDLESTON VICARAGE MONIES
CHARITY NUMBER: 223528**

**FINANCIAL STATEMENTS
for the year ended 31 December 2021**

**INCOME AND EXPENDITURE ACCOUNT
for the year ended 31 December 2021**

	2021	2020
	£	£
Income		
Investment income	<u>1,991</u>	<u>1,952</u>
Distributions		
Vicarage monies paid to Billinge Schools and St Aidans Parish in absence of Vicar	<u>6,300</u>	<u>-</u>

**BALANCE SHEET
as at 31 December 2021**


	2021	2020
	£	£
Investments		
Charities Official Investment Fund 3,765 Income Shares	<u>3,765</u>	<u>3,765</u>

As at the balance sheet date the investment income received by John Eddleston's Charity and not yet paid to the Vicar of Billinge amounts to £4,785 (2020: £7,579). In the absence of a Vicar these funds are to be donated to various schools and the church in Billinge. During the year £6,300 (2020: £Nil) was paid to Billinge Schools.

C Stockley

Approved by the trustees by C Stockley and signed on its behalf by:

Date: 29/9/22



JOHN EDDLESTON'S CHARITY

England & Wales - Charity number 503695

Accounts

REGISTERED CHARITY NUMBER: 503695

**REPORT OF THE TRUSTEES AND
UNAUDITED FINANCIAL STATEMENTS
FOR THE YEAR ENDED 31 DECEMBER 2020
FOR
JOHN EDDLESTON'S CHARITY**

Fairhurst
Chartered Accountants
Douglas Bank House
Wigan Lane
Wigan
Lancashire
WN1 2TB

JOHN EDDLESTON'S CHARITY

**CONTENTS OF THE FINANCIAL STATEMENTS
for the Year Ended 31 December 2020**

	Page
Report of the Trustees	1 to 3
Independent Examiner's Report	4
Statement of Financial Activities	5
Statement of Financial Position	6
Notes to the Financial Statements	7 to 13
Detailed Statement of Financial Activities	14
Appendices	15

JOHN EDDLESTON'S CHARITY

REPORT OF THE TRUSTEES for the Year Ended 31 December 2020

The trustees present their report with the financial statements of the charity for the year ended 31 December 2020. The trustees have adopted the provisions of Accounting and Reporting by Charities: Statement of Recommended Practice applicable to charities preparing their accounts in accordance with the Financial Reporting Standard applicable in the UK and Republic of Ireland (FRS 102) (effective 1 January 2019).

OBJECTIVES AND ACTIVITIES

Significant activities

Land and buildings

The building is used by local community groups and the field by local sports groups for the benefit of the inhabitants of Billinge and its surrounding areas.

Grantmaking

The charity invites applications for grants from local groups and individuals. These are discussed by the trustees at annual and extraordinary general meetings and are awarded on merit.

ACHIEVEMENT AND PERFORMANCE

Charitable activities

Public benefit

Whilst exercising their duties the charity trustees have complied with the guidance on public benefit rules.

Review of activities

During 2016 the charity received £75,260 as dilapidation income relating to certain land owned. The charity will invest this into the ongoing improvement and upkeep of its land and buildings. The charity continues to provide support to The John Eddleston Field Society.

FINANCIAL REVIEW

Investment policy and objectives

The trustees consider that the performance of the charity this year has been most satisfactory. The results for the year and the financial position of the Charity are as shown in the annexed financial statements.

There are no restrictions on the charity's power to invest. The investment strategy is set by the trustees and takes account of recent demand for funds and the quality of funding applications. The trustees consider the income requirements, the risk profile and the investment manager's view of the market prospects in the medium term. This strategy is set within an overall policy which states that the general fund is to be invested in medium risk investments. Our strategy is reviewed with our investment managers annually.

Reserves policy

It is the policy of the charity to maintain unrestricted funds at a level sufficient to cover management and administration costs and to respond to emergency applications for grants which arise from time to time.

STRUCTURE, GOVERNANCE AND MANAGEMENT

Governing document

The John Eddleston's Charity was founded by a will dated 14 June 1672 and comprised in a scheme of 30 November 1909 and is now regulated by a scheme dated 18 December 1987, as amended by schemes dated 23 December 1994 and 12th May 2003, and is a registered charity, no 503695.

The objects of the charity are as follows: -

- 1) To apply one-third of the income of the charity for the advancement of religion in accordance with the provisions of clause 25 of the scheme.
- 2) To apply one-third of the income of the charity for the advancement of education in accordance with the provisions of clause 26 of the scheme.
- 3) The remaining third to be applied for the relief in need in accordance with the provisions of clause 27 of the scheme.

JOHN EDDLESTON'S CHARITY

REPORT OF THE TRUSTEES for the Year Ended 31 December 2020

STRUCTURE, GOVERNANCE AND MANAGEMENT

Organisational structure

The trustees who have served during the year and since the year end are set out below. Trustees are appointed by the board of trustees and serve for five years after which period they may put themselves forward for re-appointment. The trustees consist of five cooperative members and two nominative members. The nominative members are proposed by Billinge Parish Council and St Aidan's Parochial Church Council respectively.

The trustees meet annually at the AGM and at extraordinary general meetings as required.

Related parties

The charity has very close relationships with The John Eddleston Field Society and John Eddleston Vicarage Moneys, which are charities, all of which nominate trustees and provide funding to enable the charity to carry out its charitable objectives.

It has been agreed that the charity will pay the accountancy and secretarial fees of The John Eddleston Field Society along with all insurance costs relating to The John Eddleston Centre and Eddleston Recreational Field, and provide funds as necessary to the Society to meet costs (see note 13 of the financial statements).

The quarterly interest received on the John Eddleston Vicarage Moneys investments is deposited into the John Eddleston's Charity bank account, which is then payable directly to the Vicar of Billinge (see note 13 of the financial statements). In the absence of a Vicar this will be donated to certain schools and the church in Billinge.

REFERENCE AND ADMINISTRATIVE DETAILS

Registered Charity number

503695

Principal address

C/o Parkinson Commercial Property
Consultants
10 Beecham Court
Wigan
Lancashire
WN3 6PR

Trustees

C Stockley
Dr C E Mather
Mrs G Sainsbury
D McDonnell
Mrs J Smith
A Whittle
R Thompson
K Whitehead

Independent Examiner

Gary Edgerton FCA Cert PFS
Fairhurst
Chartered Accountants
Douglas Bank House
Wigan Lane
Wigan
Lancashire
WN1 2TB

JOHN EDDLESTON'S CHARITY

**REPORT OF THE TRUSTEES
for the Year Ended 31 December 2020**

REFERENCE AND ADMINISTRATIVE DETAILS


Bankers

National Westminster Bank Plc
Corporate Business Centre
Ashton House
PO Box 120 Waterloo Street
Bolton
Lancashire
BL1 8HG

Investment managers

Tilney Investment Management
Royal Liver Building
Pier Head
Liverpool
L3 1NY

Approved by order of the board of trustees on15/09/21..... and signed on its behalf by:


.....
C Stockley - Trustee

**INDEPENDENT EXAMINER'S REPORT TO THE TRUSTEES OF
JOHN EDDLESTON'S CHARITY**

Independent examiner's report to the trustees of John Eddleston's Charity

I report to the charity trustees on my examination of the accounts of John Eddleston's Charity (the Trust) for the year ended 31 December 2020.

Responsibilities and basis of report

As the charity trustees of the Trust you are responsible for the preparation of the accounts in accordance with the requirements of the Charities Act 2011 ('the Act').

I report in respect of my examination of the Trust's accounts carried out under section 145 of the Act and in carrying out my examination I have followed all applicable Directions given by the Charity Commission under section 145(5)(b) of the Act.

Independent examiner's statement

I have completed my examination. I confirm that no material matters have come to my attention in connection with the examination giving me cause to believe that in any material respect:

1. accounting records were not kept in respect of the Trust as required by section 130 of the Act; or
2. the accounts do not accord with those records; or
3. the accounts do not comply with the applicable requirements concerning the form and content of accounts set out in the Charities (Accounts and Reports) Regulations 2008 other than any requirement that the accounts give a true and fair view which is not a matter considered as part of an independent examination.

I have no concerns and have come across no other matters in connection with the examination to which attention should be drawn in this report in order to enable a proper understanding of the accounts to be reached.



Gary Edgerton FCA Cert PFS
Fairhurst
Chartered Accountants
Douglas Bank House
Wigan Lane
Wigan
Lancashire
WN1 2TB

Date:21-9-2021.....

JOHN EDDLESTON'S CHARITY

**STATEMENT OF FINANCIAL ACTIVITIES
for the Year Ended 31 December 2020**

	Notes	Unrestricted fund £	2020 Total Endowment funds £	2019 Total Endowment funds £
INCOME AND ENDOWMENTS FROM				
Investment income	2	39,379	39,379	52,685
Other income	3	<u>10,624</u>	<u>10,624</u>	<u>625</u>
Total		50,003	50,003	53,310
EXPENDITURE ON				
Raising funds		38,344	38,344	42,346
Charitable activities	4			
Direct charitable expenditure		6,548	6,548	35,172
Total		<u>44,892</u>	<u>44,892</u>	<u>77,518</u>
Net gains/(losses) on investments		<u>(82,316)</u>	<u>(82,316)</u>	<u>(406)</u>
NET INCOME/(EXPENDITURE)		(77,205)	(77,205)	(24,614)
Other recognised gains/(losses)				
Gains on revaluation of fixed assets		<u>61,258</u>	<u>61,258</u>	<u>141,388</u>
Net movement in funds		(15,947)	(15,947)	116,774
RECONCILIATION OF FUNDS				
Total funds brought forward		<u>1,875,598</u>	<u>1,875,598</u>	<u>1,758,824</u>
TOTAL FUNDS CARRIED FORWARD		<u><u>1,859,651</u></u>	<u><u>1,859,651</u></u>	<u><u>1,875,598</u></u>

The notes form part of these financial statements

JOHN EDDLESTON'S CHARITY

STATEMENT OF FINANCIAL POSITION
31 December 2020

	Notes	Unrestricted fund £	2020 Total Endowment funds £	2019 Total Endowment funds £
FIXED ASSETS				
Tangible assets	8	355,235	355,235	356,701
Investments	9	<u>1,457,916</u>	<u>1,457,916</u>	<u>1,493,023</u>
		1,813,151	1,813,151	1,849,724
CURRENT ASSETS				
Debtors	10	-	2,955	1,548
Cash at bank		<u>78,408</u>	<u>78,408</u>	<u>59,114</u>
		81,363	81,363	60,662
CREDITORS				
Amounts falling due within one year	11	(34,863)	(34,863)	(34,788)
NET CURRENT ASSETS				
		<u>(34,863)</u>	<u>46,500</u>	<u>25,874</u>
TOTAL ASSETS LESS CURRENT LIABILITIES				
		<u>1,859,651</u>	<u>1,859,651</u>	<u>1,875,598</u>
NET ASSETS				
		<u>1,859,651</u>	<u>1,859,651</u>	<u>1,875,598</u>
FUNDS				
Unrestricted funds	12		<u>1,859,651</u>	<u>1,875,598</u>
TOTAL FUNDS				
			<u>1,859,651</u>	<u>1,875,598</u>

The financial statements were approved by the Board of Trustees and authorised for issue on 15/09/21 and were signed on its behalf by:


C Stockley - Trustee

JOHN EDDLESTON'S CHARITY

NOTES TO THE FINANCIAL STATEMENTS for the Year Ended 31 December 2020

1. ACCOUNTING POLICIES

Basis of preparing the financial statements

The financial statements of the charity, which is a public benefit entity under FRS 102, have been prepared in accordance with the Charities SORP (FRS 102) 'Accounting and Reporting by Charities: Statement of Recommended Practice applicable to charities preparing their accounts in accordance with the Financial Reporting Standard applicable in the UK and Republic of Ireland (FRS 102) (effective 1 January 2019)', Financial Reporting Standard 102 'The Financial Reporting Standard applicable in the UK and Republic of Ireland' and the Charities Act 2011. The financial statements have been prepared under the historical cost convention, with the exception of investments which are included at market value, as modified by the revaluation of certain assets.

Income

All income is recognised in the Statement of Financial Activities once the charity has entitlement to the funds, it is probable that the income will be received and the amount can be measured reliably.

Expenditure

Liabilities are recognised as expenditure as soon as there is a legal or constructive obligation committing the charity to that expenditure, it is probable that a transfer of economic benefits will be required in settlement and the amount of the obligation can be measured reliably. Expenditure is accounted for on an accruals basis and has been classified under headings that aggregate all cost related to the category. Where costs cannot be directly attributed to particular headings they have been allocated to activities on a basis consistent with the use of resources.

Allocation of support costs

Support costs are those functions that assist the work of the charity but do not directly relate to charitable activities. Support costs include office costs, finance, insurance, investment management fees and governance costs which support the charity activities.

Tangible fixed assets

Depreciation is not charged on land as the residual value is considered to be higher than the carrying value. Buildings are written off on a straight-line basis over their estimated useful life of fifty years.

Taxation

As a registered charity, the charity is generally exempt from Income Tax and Capital Gains Tax, but not from VAT. Irrecoverable VAT is included in the cost of those items to which it relates.

Fixed asset investments

Investments are included at closing mid-market value at the balance sheet date. Any gain or loss on revaluation is taken to the Statement of Financial Activities

Operating lease arrangements

License fees receivable under operating leases are recognised in the Statement of Financial Activities on a straight line basis over the lease term.

Trade debtors

Trade and other debtors are recognised at the settlement amount due after any trade discount offered. Prepayments are valued at the amount prepaid net of any trade discounts due.

Creditors

Creditors are recognised where the charity has a present obligation resulting from a past event that will probably result in the transfer of funds to a third party and the amount due to settle the obligation can be measured or estimated reliably. Creditors are normally recognised at their settlement amount after allowing for any trade discounts due.

Cash at bank and in hand

Cash at bank and in hand includes cash and short term highly liquid deposits.

JOHN EDDLESTON'S CHARITY

**NOTES TO THE FINANCIAL STATEMENTS - continued
for the Year Ended 31 December 2020**

1. ACCOUNTING POLICIES - continued

Financial instruments

The charity only has financial assets and financial liabilities of a kind that qualify as basic financial instruments. Basic financial instruments are initially recognised at transaction value and subsequently measured at their settlement value.

Impairment of assets

At each reporting date assets are reviewed to determine whether there is any indication that those assets have suffered an impairment loss. If there is an indication of possible impairment, the recoverable amount of any affected asset is estimated and compared to its carrying amount. If the recoverable amount is lower, the carrying amount of the asset is reduced to its recoverable amount and an impairment loss is recognised immediately in the profit or loss.

If an impairment loss is subsequently reversed, the carrying amount of the asset is increased to the revised estimate of its recoverable amount, but not to exceed the amount that would have been determined had no impairment loss been recognised for the asset in prior periods. A reversal of an impairment loss is recognised immediately in the profit or loss.

2. INVESTMENT INCOME	2020 £	2019 £
Income from UK listed investments	38,837	50,317
Interest receivable	<u>542</u>	<u>2,368</u>
	<u>39,379</u>	<u>52,685</u>
 3. OTHER INCOME	 2020 £	 2019 £
Other income	624	625
Government income	<u>10,000</u>	<u>-</u>
	<u>10,624</u>	<u>625</u>
 4. CHARITABLE ACTIVITIES COSTS		Direct Costs (see note 5) £
Direct charitable expenditure		<u>6,548</u>

JOHN EDDLESTON'S CHARITY

**NOTES TO THE FINANCIAL STATEMENTS - continued
for the Year Ended 31 December 2020**

5. DIRECT COSTS OF CHARITABLE ACTIVITIES

	2020	2019
	£	£
Donations (see Appendix 3)	<u>6,548</u>	<u>35,172</u>

6. TRUSTEES' REMUNERATION AND BENEFITS

There were no trustees' remuneration or other benefits for the year ended 31 December 2020 nor for the year ended 31 December 2019.

Trustees' expenses

There were no trustees' expenses paid for the year ended 31 December 2020 nor for the year ended 31 December 2019.

7. COMPARATIVES FOR THE STATEMENT OF FINANCIAL ACTIVITIES

	Unrestricted fund £	Total Endowment funds £
INCOME AND ENDOWMENTS FROM		
Investment income	52,685	52,685
Other income	<u>625</u>	<u>625</u>
Total	53,310	53,310
EXPENDITURE ON		
Raising funds	42,346	42,346
Charitable activities		
Direct charitable expenditure	<u>35,172</u>	<u>35,172</u>
Total	77,518	77,518
Net gains/(losses) on investments	<u>(406)</u>	<u>(406)</u>
NET INCOME/(EXPENDITURE)	(24,614)	(24,614)
Other recognised gains/(losses)		
Gains on revaluation of fixed assets	<u>141,388</u>	<u>141,388</u>
Net movement in funds	116,774	116,774
RECONCILIATION OF FUNDS		
Total funds brought forward	<u>1,758,824</u>	<u>1,758,824</u>
TOTAL FUNDS CARRIED FORWARD	<u>1,875,598</u>	<u>1,875,598</u>

JOHN EDDLESTON'S CHARITY

NOTES TO THE FINANCIAL STATEMENTS - continued
for the Year Ended 31 December 2020

8. TANGIBLE FIXED ASSETS

	Land £	Buildings £	Totals £
COST			
At 1 January 2020 and 31 December 2020	<u>311,256</u>	<u>73,299</u>	<u>384,555</u>
DEPRECIATION			
At 1 January 2020	-	27,854	27,854
Charge for year	<u>-</u>	<u>1,466</u>	<u>1,466</u>
At 31 December 2020	<u>-</u>	<u>29,320</u>	<u>29,320</u>
NET BOOK VALUE			
At 31 December 2020	<u>311,256</u>	<u>43,979</u>	<u>355,235</u>
At 31 December 2019	<u>311,256</u>	<u>45,445</u>	<u>356,701</u>

All the fixed assets owned are held for charitable purposes.

9. FIXED ASSET INVESTMENTS

	Listed investments £	Cash and settlements pending £	Totals £
MARKET VALUE			
At 1 January 2020	1,454,669	38,354	1,493,023
Additions	198,865	251,582	450,447
Disposals	(296,115)	(250,697)	(546,812)
Revaluations	<u>61,258</u>	<u>-</u>	<u>61,258</u>
At 31 December 2020	<u>1,418,677</u>	<u>39,239</u>	<u>1,457,916</u>
NET BOOK VALUE			
At 31 December 2020	<u>1,418,677</u>	<u>39,239</u>	<u>1,457,916</u>
At 31 December 2019	<u>1,454,669</u>	<u>38,354</u>	<u>1,493,023</u>

There were no investment assets outside the UK.

	2020 £	2019 £
Historical Cost	<u>1,212,036</u>	<u>1,226,810</u>

Investments are held primarily to provide an investment return.

JOHN EDDLESTON'S CHARITY

NOTES TO THE FINANCIAL STATEMENTS - continued
for the Year Ended 31 December 2020

10. DEBTORS: AMOUNTS FALLING DUE WITHIN ONE YEAR		2020	2019
		£	£
Trade debtors		<u>2,955</u>	<u>1,548</u>
11. CREDITORS: AMOUNTS FALLING DUE WITHIN ONE YEAR		2020	2019
		£	£
Trade creditors		11,210	10,511
Accruals and deferred income		<u>23,653</u>	<u>24,277</u>
		<u>34,863</u>	<u>34,788</u>
12. MOVEMENT IN FUNDS			
	At 1/1/20	Net movement in funds	At 31/12/20
	£	£	£
Unrestricted funds			
General fund	1,816,484	(15,947)	1,800,537
Designated fund - Billinge Hill	<u>59,114</u>	<u>-</u>	<u>59,114</u>
	<u>1,875,598</u>	<u>(15,947)</u>	<u>1,859,651</u>
TOTAL FUNDS	<u>1,875,598</u>	<u>(15,947)</u>	<u>1,859,651</u>

Net movement in funds, included in the above are as follows:

	Incoming resources	Resources expended	Gains and losses	Movement in funds
	£	£	£	£
Unrestricted funds				
General fund	50,003	(44,892)	(21,058)	(15,947)
	<u>50,003</u>	<u>(44,892)</u>	<u>(21,058)</u>	<u>(15,947)</u>
TOTAL FUNDS	<u>50,003</u>	<u>(44,892)</u>	<u>(21,058)</u>	<u>(15,947)</u>

Comparatives for movement in funds

	At 1/1/19	Net movement in funds	Transfers between funds	At 31/12/19
	£	£	£	£
Unrestricted funds				
General fund	1,706,982	116,774	(7,272)	1,816,484
Designated fund - Billinge Hill	<u>51,842</u>	<u>-</u>	<u>7,272</u>	<u>59,114</u>
	<u>1,758,824</u>	<u>116,774</u>	<u>-</u>	<u>1,875,598</u>
TOTAL FUNDS	<u>1,758,824</u>	<u>116,774</u>	<u>-</u>	<u>1,875,598</u>

JOHN EDDLESTON'S CHARITY

**NOTES TO THE FINANCIAL STATEMENTS - continued
for the Year Ended 31 December 2020**

12. MOVEMENT IN FUNDS - continued

Comparative net movement in funds, included in the above are as follows:

	Incoming resources £	Resources expended £	Gains and losses £	Movement in funds £
Unrestricted funds				
General fund	53,310	(77,518)	140,982	116,774
	<u>53,310</u>	<u>(77,518)</u>	<u>140,982</u>	<u>116,774</u>
TOTAL FUNDS	<u>53,310</u>	<u>(77,518)</u>	<u>140,982</u>	<u>116,774</u>

A current year 12 months and prior year 12 months combined position is as follows:

	At 1/1/19 £	Net movement in funds £	Transfers between funds £	At 31/12/20 £
Unrestricted funds				
General fund	1,706,982	100,827	(7,272)	1,800,537
Designated fund - Billinge Hill	51,842	-	7,272	59,114
	<u>1,758,824</u>	<u>100,827</u>	<u>-</u>	<u>1,859,651</u>
TOTAL FUNDS	<u>1,758,824</u>	<u>100,827</u>	<u>-</u>	<u>1,859,651</u>

A current year 12 months and prior year 12 months combined net movement in funds, included in the above are as follows:

	Incoming resources £	Resources expended £	Gains and losses £	Movement in funds £
Unrestricted funds				
General fund	103,313	(122,410)	119,924	100,827
	<u>103,313</u>	<u>(122,410)</u>	<u>119,924</u>	<u>100,827</u>
TOTAL FUNDS	<u>103,313</u>	<u>(122,410)</u>	<u>119,924</u>	<u>100,827</u>

General fund

The endowment fund represents the income generated from the charity's investments.

JOHN EDDLESTON'S CHARITY

**NOTES TO THE FINANCIAL STATEMENTS - continued
for the Year Ended 31 December 2020**

13. RELATED PARTY DISCLOSURES

During the year the charity provided funds to The John Eddleston Field Society amounting to £5,000 (2019: £15,000) to meet costs, and agreed to write off amounts owed by it from previous years amounting to £1,548 (2019: £18,638).

Included in Trade Debtors is £2,955 (2019: £1,548) owed to the charity by The John Eddleston Field Society.

Included in Trade Creditors is £7,579 (2019: £5,627) received by the charity on behalf of John Eddleston Vicarage Moneys which is owed to the Vicar of Billinge. In the absence of a Vicar this will be donated to certain schools and the church in Billinge. The interest received in the year totalled £1,952 (2019 £1,913).

14. CONTROL

The charity is under the control of the trustees.

JOHN EDDLESTON'S CHARITY

**DETAILED STATEMENT OF FINANCIAL ACTIVITIES
for the Year Ended 31 December 2020**

	2020 £	2019 £
INCOME AND ENDOWMENTS		
Investment income		
Income from UK listed investments	38,837	50,317
Interest receivable	<u>542</u>	<u>2,368</u>
	39,379	52,685
Other income		
Other income	624	625
Government income	<u>10,000</u>	<u>-</u>
	<u>10,624</u>	<u>625</u>
Total incoming resources	50,003	53,310
EXPENDITURE		
Charitable activities		
Donations (see Appendix 3)	6,548	35,172
Support costs		
Governance costs		
Insurance	4,805	4,232
Accountancy	2,880	2,880
Investment management fees	13,293	13,890
Secretaries fees	15,900	19,878
Freehold property depreciation	<u>1,466</u>	<u>1,466</u>
	<u>38,344</u>	<u>42,346</u>
Total resources expended	<u>44,892</u>	<u>77,518</u>
Net income/(expenditure) before gains and losses	5,111	(24,208)
Realised recognised gains and losses		
Realised gains/(losses) on fixed asset investments	<u>(82,316)</u>	<u>(406)</u>
Net expenditure	<u>(77,205)</u>	<u>(24,614)</u>

This page does not form part of the statutory financial statements

Appendix 1

JOHN EDDLESTON'S CHARITY PROFIT/(LOSS) ON SALE OF INVESTMENTS

For the Year Ended 31 December 2020

	1 Jan 2019	1 Jan 2019	BOUGHT	BOUGHT	Early Redemption	SOLD	SOLD	OTHER	OTHER	31 Dec 2019	31 Dec 2019	MARKET	
	UNITS	COST	UNITS	COST	Units	UNITS	COST	UNITS	COSTS	UNITS	COST	VALUE	
		£		£	Costs		£		£		£	£	
Alternative Liquidity Fund Ltd	3,286	4,034							(62)	3,286	3,972	150	
Artemis Global Income	26,000	25,872				(26,000)	(25,872)			-	-	-	
Astrazeneca	200	6,102								200	6,102	14,648	
Aviva	2,000	7,665								2,000	7,665	6,504	
Barclays	6,875	18,224				(6,875)	(18,224)			-	-	-	
Baring Europe Select I GBP Inc	700	15,810								700	15,810	33,705	
Barratt Developments	-	-	1,500	10,133						1,500	10,133	10,050	
Blackrock Continental European Income D Inc	31,000	48,320				(6,000)	(9,352)			25,000	38,968	43,975	
BP Plc	3,400	14,950	2,000	5,174						5,400	20,124	13,759	
BT Group	2,315	10,016	3,685	4,228						6,000	14,243	7,935	
Cardales Management Glanmore Property GBP INC Inc	225	14,309								225	14,309	5	
Civitas Social - Ord 1p	30,000	28,842								30,000	28,842	31,440	
Conventum Lyrical S	320	33,971				(120)	(12,739)			200	21,232	24,059	
CRH	-	-	500	11,577						500	11,577	15,290	
CS 1175 FTSE/S&P 500 Defensive Autocall (8.35%) EIS	32,500	32,500								32,500	32,500	34,434	
DB (PAM) Sicav Absolute Diversified CLS D	40	443								40	443	266	
DB PMW British Real Estate B Inc	175	9,426								175	9,426	0	
Easyjet	725	12,038								725	12,038	6,018	
Equiniti Group	6,071	11,510								6,071	11,510	6,702	
ETFS Physical Gold GBP (Wisdomtree Physical Gold)	250	17,027								250	17,027	32,870	
FP Whbe Sustainability	-	-	20,000	38,215						20,000	38,215	41,034	
Fidelity Emerging Markets W Acc	9,990	15,811							63	9,990	15,874	21,159	
Fidelity Global	-	-	11,000	21,710						11,000	21,710	22,506	
Glaxosmithkline	1,880	22,145								1,880	22,145	25,230	
Goldman Sachs Sterling liquid reserves	-	-	50,000	50,000		(50,000)	(50,000)			-	-	-	
Henderson Global Technology	1,400	8,465				(700)	(4,233)			700	4,233	24,031	
Henderson Smaller Companies IT	2,520	20,010								2,520	20,010	26,611	
Henderson Strategic Bond I Inc	35,000	48,797						(112)		35,000	48,686	52,045	
HICL Infrastructure	14,000	21,430								14,000	21,430	24,360	
HSBC Holdings	2,000	14,518								2,000	14,518	7,577	
IMI	1,000	10,869								1,000	10,869	11,650	
International Public Partnerships	14,000	16,125								14,000	16,125	23,828	
Invesco Perpetual Corporate Bond Z Inc	30,000	50,401								30,000	50,401	67,443	
Investec Diversified Income J2 Inc (Ninety One Diversified Inco	35,020	34,950							(61)	35,020	34,889	35,507	
ISHS \$ TPS 0-5 Ishares \$ TIPS 0-5 UCITS ETF	5,000	18,425				(5,000)	(18,425)			-	-	-	
ISHARES FTSE 250 UCITS ETF	1,930	39,922								1,930	39,922	37,384	
ITV	5,500	10,276				(5,500)	(10,276)			-	-	-	
JPM 975 FTSE 100/Eurostoxx 50 Income Autocall	40,000	40,000			(40,000)	(40,000)				-	-	-	
JPM US Equity Income C Inc	10,000	29,658								10,000	29,658	34,330	
Kames Property Income PAIF B Gross Inc (Aegon Property)	23,000	24,145								23,000	24,145	19,465	
Legal & General Group	6,500	6,046								6,500	6,046	17,303	
LF Morant Wright Nippon Yield B Inc	8,500	24,939								8,500	24,939	27,360	
Liontrust Monthly Income Bond B Gross Inc	50,000	50,477							(47)	50,000	50,430	51,155	
Lloyds Banking Group	25,000	14,951								25,000	14,951	9,110	
Lyxor Core US Tips ETF Hedged	-	-	173	19,293						173	19,293	19,523	
Mayfair Capital Property Income Trust	56,224	50,007								56,224	50,007	45,631	
MI Twentyfour Dynamic Bond I Net	520	56,173								520	56,173	59,603	
Mondi Plc	800	8,184								800	8,184	13,756	
Next	300	15,221								300	15,221	21,258	
Rockit Benckiser Group	175	6,428								175	6,428	11,449	
Renewables Infrastructure Group	20,000	19,945								20,000	19,945	25,560	
Rio Tinto	500	6,343								500	6,343	27,350	
Royal Dutch Shell B	1,260	25,468								1,260	25,468	15,868	
Schroder Oriental Income Fund	14,300	26,675								14,300	26,675	37,395	
Schroders	400	11,601								400	11,601	13,348	
Smith & Nephew	-	-	1,000	13,086						1,000	13,086	15,100	
SPDR S&P US Dividend Aristocrats ETP GBP	800	14,328								800	14,328	34,100	
Stewart Investors Asia Pacific B Inc	12,000	4,186								12,000	4,186	32,222	
Tesco Plc	-	-	6,000	12,792						6,000	12,792	13,884	
Treasury UK (Govt of) 4.75% SNR 07.03.20	20,000	23,192			(20,000)	(23,192)				-	-	-	
Troy Asset Management Limited - Troy Trojan X Inc	40,138	38,686								40,138	38,686	46,071	
Unicorn UK Income B Inc	8,000	19,936								8,000	19,936	19,958	
Unilever	400	10,052								400	10,052	17,568	
Vodafone Group	6,552	16,619								6,552	16,619	7,924	
Weir Group	500	1,991				(500)	(1,991)			-	-	-	
Whitbread	-	-	400	12,658						400	12,658	12,400	
TOTAL	651,191	1,188,456	96,258	198,865	(60,000)	(63,192)	(100,695)	(151,112)	-	(219)	586,754	1,172,797	1,350,865
COIF		3,079									3,079		67,813
		<u>1,191,535</u>									<u>1,175,876</u>		<u>1,418,678</u>

Market value b/fwd	1,454,670
Additions	198,865
Disposals	(296,115)
Change in valuation	61,258
Market value c/fwd	1,418,678

Appendix 2

JOHN EDDLESTON'S CHARITY PROFIT/(LOSS) ON SALE OF INVESTMENTS

For the Year Ended 31 December 2020

	COST	VALUATION	PROCEEDS	COST PROFIT (LOSS)	VALUATION PROFIT (LOSS)
	£	£	£	£	£
Artemis Global Income	25,872	21,876	22,226	(3,647)	350
Barclays	18,224	6,470	6,693	(11,531)	223
Blackrock Continental European Income D inc	9,352	49,786	10,127	775	(39,659)
Conventum Lyrical S	12,739	31,559	12,706	(33)	(18,853)
Goldman Sachs Sterling liquid reserves	50,000	50,000	49,993	(7)	(7)
Henderson Global Technology	4,233	43,750	21,770	17,537	(21,980)
ISHS \$ TPS 0-5 Ishares \$ TIPS 0-5 UCITS ETF	18,425	19,845	19,252	827	(593)
ITV	10,276	4,107	3,516	(6,761)	(591)
JPM 975 FTSE 100/Eurostoxx 50 Income Autocall	40,000	41,027	40,000	-	(1,027)
Treasury UK (Govt of) 4.75% SNR 07.03.20	23,192	20,147	20,000	(3,192)	(147)
Weir Group	1,991	7,548	7,516	5,525	(32)
	<u>214,305</u>	<u>296,115</u>	<u>213,799</u>	<u>(507)</u>	<u>(82,316)</u>

Appendix 3

JOHN EDDLESTON'S CHARITY

INCOME AND EXPENDITURE ACCOUNT

For the year ended 31 December 2020

	2020	2019
	£	£
Donations		
John Eddleston Field Society	6,548	33,639
Billinge Horticultural Society		-
Parish Church of St Aidans	-	833
Other	-	700
	<u>6,548</u>	<u>35,172</u>

Appendix 4

JOHN EDDLESTON VICARAGE MONIES
CHARITY NUMBER: 223528

FINANCIAL STATEMENTS
for the year ended 31 December 2020

INCOME AND EXPENDITURE ACCOUNT
for the year ended 31 December 2020

	2020	2019
	£	£
Income		
Investment income	<u>1,952</u>	<u>1,913</u>
Distributions		
Vicarage monies paid to the Vicar of Billinge	<u>-</u>	<u>-</u>

BALANCE SHEET
as at 31 December 2020

	2020	2019
	£	£
Investments		
Charities Official Investment Fund 3,765 Income Shares	<u>3,765</u>	<u>3,765</u>

As at the balance sheet date the investment income received by John Eddleston's Charity and not yet paid to the Vicar of Billinge amounts to £7,579 (2019: £5,627). In the absence of a Vicar these funds are to be donated to various schools and the church in Billinge.

.....
 Approved by the trustees by C Stockley and signed on its behalf by:

Date: 15/09/21