

# HOPE PARK

England & Wales · Charity number 503465

## Details

---

**Status** Registered

**Legal form** Trust

**Registered** 1974-07-22

**Register** [View on the Charity Commission register](#)

## Contact

---

**Address** Keswick Town Council  
Council Offices  
50 Main Street  
Keswick  
CA12 5JS

**Phone** 01768773607

**Email** [catherine@keswicktowncouncil.gov.uk](mailto:catherine@keswicktowncouncil.gov.uk)

**Website** [www.keswicktowncouncil.gov.uk](http://www.keswicktowncouncil.gov.uk)

## Activities

---

**Objects:** TO BE USED BY THE INHABITANTS OF AND VISITORS TO THE TOWN OF KESWICK AND THE NEIGHBOURHOOD THEREOF AS A PLEASURE GROUND AND GARDENS FOR RECREATION AND ENJOYMENT.

**Activities:** The Trust was established in 1974 after the 10.6 acres of land was bequeathed to the Town Council from the Estate of Sir Percy Hope OBE.JP. The Trust object is the provision of a pleasure ground and garden for recreation and enjoyment for the inhabitants of, and visitors to, the town of Keswick and neighbourhood.

## Classification

---

- **How:** Provides Buildings/facilities/open Space
- **What:** Amateur Sport, Environment/conservation/heritage, Recreation
- **Who:** The General Public/mankind

## Geography

---

- Area of benefit: KESWICK
- Cumbria

## Finances

---

Period end	Income	Expenditure	Assets	Employees
2025-03-31	£218,337	£300,742	-	-
2024-03-31	£212,649	£147,039	-	-
2023-03-31	£223,558	£158,123	-	-
2022-03-31	£223,550	£141,763	-	-
2021-03-31	£104,903	£130,606	-	-

---

## Trustees

---

Name	Role	Appointed
KESWICK TOWN COUNCIL		

---

**HOPE PARK**


England & Wales - Charity number 503465

---

# Accounts

---

**Hope Park Charitable Trust**  
**Report of the Directors and Trustees**  
**and Financial Statements for the year ended**  
**31 March 2025**



**K e s w i c k**  
**A C C O U N T A N T S**

---

**Hope Park Charitable Trust**

**Index to the Financial Statements  
for the year ended  
31 March 2025**

	Page
Charity Information	1
Trustees' Report	2
Independent Examiner's Report	5
Statement of Financial Activities	6
Statement of Financial Activities Comparative	7
Balance Sheet	8
Notes to the Financial Statements	9 - 14

**Hope Park Charitable Trust**

**Charity Information  
for the year ended  
31 March 2025**

**DIRECTORS  
AND  
TRUSTEES:**

Cllr A L Dunn  
Cllr N Evans  
Cllr S Harwood  
Cllr C J Houghton  
Cllr C M Houghton  
Cllr D J T Kemp  
Cllr B R Laphorn  
Cllr J Murray  
Cllr R Nelson  
Cllr C Peat  
Cllr R Scott  
Cllr L J Taylor

**CHIEF EXECUTIVE OFFICER:**

Miss Vivien Little

**BUSINESS ADDRESS**

50 Main Street  
Keswick  
Cumbria  
CA12 5JS

**CHARITY NUMBER:**

503465

**ACCOUNTANT AND  
INDEPENDENT EXAMINER**

Frances Clark ACA  
Keswick Accountants  
Appleside  
4 Leonard Street  
Keswick  
Cumbria  
CA12 4EJ

## **Hope Park Charitable Trust**

### **Report of the Trustees for the year ended 31 March 2025**

The Trustees present their report together with the financial statements of the Charity for the year ended 31 March 2025.

The accounts have been prepared in accordance with the Charities Act 2011, and the Accounting and Reporting by Charities: Statement of Recommended Practice (SORP) applicable to charities preparing their accounts in accordance with the Financial Reporting Standard applicable in the UK and Republic of Ireland (FRS 102) (effective 1 January 2015).

### **Governing Document**

The Hope Park Trust is a charitable Trust governed by a trust Deed dated 10 June 1974.

### **Objectives**

The provision and maintenance of a public park and recreation ground for use of the inhabitants of, and visitors to, the town of Keswick without the distinction of political, religious or other opinions, with the object of improving the conditions of life for the said inhabitants.

### **Trustees**

The Trustees who acted during the period were as follows:

Cllr A L Dunn  
Cllr N Evans – co-opted November 2024  
Cllr S Harwood  
Cllr C J Houghton  
Cllr C M Houghton  
Cllr D J T Kemp  
Cllr S Lansbury – resigned September 2024  
Cllr B R Lapthorn  
Cllr J Murray  
Cllr R Nelson  
Cllr T M Parsons – resigned January 2025  
Cllr A G Paxon – resigned June 2024  
Cllr C Peat – co-opted July 2024  
Cllr R Scott – co-opted March 2025  
Cllr L J Taylor

### **Management Structure**

In 1974 Keswick Town Council was conveyed the Park on trust for the people of Keswick. It is therefore a given that once democratically elected as a Town Councillor, the duty of Trustee forms part of that role. The recruitment process is therefore according to the Local Government Act 1972; Representation of the People Act 1983 as amended by the Representation of the People Act 1985, and Local Elections (Parishes and Communities) Rules 1986, amended 1999.

## Hope Park Charitable Trust

### Report of the Trustees, contd. for the year ended 31 March 2025

#### Review of the Development, Activities and Achievements of the Charity

During the year the Trust carried on with its objectives of running and maintaining the park for the benefit of the people of Keswick. The running of the games and refreshment facilities were provided by a third party contractor.

Visitors to Hope Park can enjoy magnificent floral displays, putting, pitch and putt, obstacle golf and boules, visit the bird viewing station, sundial and have a drink or snack in Café Hope in wonderful surroundings. The Park has plenty seating most of which has been kindly donated in memory of loved ones.

Hope Park is home to the Max the Miracle Dog statue which provides income to the park, so far this fund has been used to make improvements to many footpaths, a new handrail for a bridge and new equipment to keep the park maintained to a high standard. This fund is restricted to expenditure in Hope Park only.

The Trust has made a number of steps to address climate change including declaring a Climate Change Emergency. What the Trust have done so far:-

- Use only peat free compost
- Use glyphosate free weed killer
- Gradually introducing more bee friendly plants
- Led a campaign asking retailers not to stock disposable BBQs and have prohibited use in our Parks
- Worked with partners to coordinate the control of Balsam
- Changed to 100% renewable energy suppliers
- Invested the majority of our reserves in Ethical Banks
- Replaced petrol equipment with electric as and when they need replacing
- Use lower carbon fuel for the remaining petrol equipment
- Have a Climate Change Action Plan in place which is regularly updated
- All staff have been given Climate and Carbon Literacy training

A Woodland Path has been introduced to improve accessibility to the Park via grant funding. The fantastic work undertaken by the Parks and Café staff was acknowledged as they were given well deserved accolades from Cumbria in Bloom obtaining gold and silver awards.

During the year the old workshop was demolished, a new surface water drain installed along with a fence to help demark and secure the working area plus prevent members of the public from entering. New steps were built between the 7<sup>th</sup> green and 8<sup>th</sup> tee box to improve access to the tee box.

## Hope Park Charitable Trust

### Report of the Trustees, contd. for the year ended 31 March 2025

#### Finances

During the year the Trust had net outgoing resources of £82,405 (incoming resources 2024 - £65,610). The main reason for the significant difference in comparison with the previous year is the grant of £110,000 to Fitz Park Trust. When added to brought forward reserves of £846,610, the closing reserves were £764,205. Of this, £525,214 are fixed assets, including the value of the cafe and new staff accommodation and equipment. The year end revenue fund balance is £238,991 of which £84,899 are designated funds and £1,888 are restricted funds.

Trustees and officers are currently working on short, medium and long-term plans.

#### Reserves Policy

The Trust has £152,204 of unrestricted revenue reserves. Ideally the level of reserves would represent 3 months of the previous years running costs which is in the region of £40,000. The total of unrestricted reserves is £677,418 (this includes fixed assets of £525,214). Further reserves are held in designated funds, the Building Fund £9,449 and Development & Equipment Fund £31,068. These funds are held due to unforeseen circumstances, such as flooding or other natural disaster to cover uninsurable losses e.g. open space, as well as provision for ongoing improvements and upgrades of the Trusts equipment and assets (including buildings). The Building Fund is allocated to Hope Park only whereas the Development and Equipment Fund can be used in either Hope or Fitz Park, the funds are 'topped up' annually from the previous years profit, no cap has been set for these funds although this may be addressed during the short, medium and long term planning exercise.

#### Investment Policy

The building fund and development and equipment fund earn interest during the year, along with any reserves held. As part of addressing climate change the Trust decided to invest some unrestricted reserves into Ethical Banks (CCLA & Unity Bank) earning a higher rate in interest.

#### Risk Assessment

An annual risk assessment is carried out identifying insurance and other risks, current arrangements for managing these and any other action required. Insurances are put in place where possible to mitigate any financial losses.



ON BEHALF OF THE TRUSTEES

## Hope Park Charitable Trust

### Independent Examiners Report for the year ended 31 March 2025

I report on the accounts for the Trust for the year ended 31 March 2025 which are set out on pages 5 - 13.

#### **Respective responsibilities of trustees and examiner**

The charity's trustees are responsible for the preparation of the accounts. The charity's trustees consider that an audit is not required for this year, under section 144(2) of the Charities Act 2011 (the 2011 Act), and that an independent examiners report is needed.

It is my responsibility to:

- examine the accounts under section 145 of the 2011 Act;
- to follow the procedures laid down in the General Directions given by the Charity Commission under section 145(5)(b) of the 2011 Act; and
- to state whether particular matters have come to my attention.

#### **Basis of independent examiners report**

My examination was carried out in accordance with the General Directions given by the Charity Commissioners. An examination includes a review of accounting records kept by the charity and a comparison of the accounts presented with these records. It also includes consideration of any unusual items or disclosures in the accounts, and seeking explanations from you as trustees concerning any such matters. The procedures undertaken do not provide all the evidence that would be required in an audit and, consequently, I do not express an audit opinion on the view given by the accounts.

#### **Independent examiners' statement**

In connection with my examination, no matter has come to my attention:

(1) which gives me reasonable cause to believe that, in any material respect, the requirements to:

- keep accounting records in accordance with s130 of the 2011 Act; and
- to prepare accounts which accord with the accounting records and to comply with the accounting requirements of the 2011 Act

have not been met;

or

(2) to which, in my opinion, attention should be drawn in order to enable a proper understanding of the accounts to be reached.

Frances Clark ACA  
Keswick Accountants  
Appleside  
4 Leonard Street  
Keswick  
Cumbria CA12 4EJ

Hope Park Charitable Trust

Statement of Financial Activities  
for the year ended  
31 March 2025

	Notes	31 March 2025			Total £	31 March 2024
		Restricted Funds £	Unrestricted Funds £	Designated Funds £		Total £
<b>INCOME</b>						
<b>Donations and legacies</b>						
Donations and gifts	3	-	266	4,277	4,543	9,140
Legacies receivable	4	-	-	1,040	1,040	1,577
Grants receivable	5	-	-	-	-	1,073
<b>Other Trading Activities</b>	6	-	205,243	-	205,243	197,509
<b>Income from investments</b>	7	-	7,511	-	7,511	3,350
<b>Total income</b>		-	213,020	5,317	218,337	212,649
<b>EXPENDITURE</b>						
<b>Expenditure on charitable activities</b>	8	305	296,317	4,120	300,742	147,039
<b>Total expenditure</b>		305	296,317	4,120	300,742	147,039
<b>Net incoming / (outgoing) resources</b>		(305)	(83,297)	1,197	(82,405)	65,610
<b>Net movement in funds</b>		(305)	(83,297)	1,197	(82,405)	65,610
Total funds brought forward		2,193	726,100	118,317	846,610	781,000
Transfers between funds		-	34,615	(34,615)	-	-
<b>Total funds carried forward</b>	15	1,888	677,418	84,899	764,205	846,610
<b>Funds carried forward as follows:-</b>						
Revenue Funds		1,888	152,204	84,899	238,991	328,343
Fixed Asset Funds		-	525,214	-	525,214	518,267
		1,888	677,418	84,899	764,205	846,610

The notes form part of these financial statements

Hope Park Charitable Trust

Statement of Financial Activities  
Comparative  
31 March 2024

	31 March 2024			
	Restricted	Unrestricted	Designated	Total
	Funds	Funds	Funds	
	£	£	£	£
<b>INCOME</b>				
<b>Donations and legacies</b>				
Donations and gifts	-	489	8,651	9,140
Legacies receivable	-	-	1,577	1,577
Grants receivable	1,073	-	-	1,073
<b>Income from charitable activities</b>				
Primary Purpose Trading	-	197,509	-	197,509
<b>Income from investments</b>				
	-	3,264	86	3,350
<b>Total income</b>	1,073	201,262	10,314	212,649
<b>EXPENDITURE</b>				
<b>Expenditure on charitable activities</b>	1,263	145,728	48	147,039
<b>Total expenditure</b>	1,263	145,728	48	147,039
<b>Net incoming / (outgoing) resources</b>	(190)	55,534	10,266	65,610
Total funds brought forward	5,333	683,526	92,141	781,000
Transfers between funds	(2,950)	(12,960)	15,910	-
<b>Total funds carried forward</b>	2,193	726,100	118,317	846,610
<b>Funds carried forward as follows:-</b>				
<b>Revenue Funds</b>	2,193	207,833	118,317	328,343
<b>Fixed Asset Funds</b>	-	518,267	-	518,267
	2,193	726,100	118,317	846,610

The notes form part of these financial statements

Hope Park Charitable Trust

Balance Sheet  
as at  
31 March 2025

	Notes	31 March 2025		31 March 2024	
		£	£	£	£
<b>Fixed Assets</b>					
Tangible fixed assets	12		525,214		518,267
			525,214		518,267
<b>Current Assets</b>					
Debtors	13	145		53	
Cash at bank and in hand		290,693		369,358	
		290,838		369,411	
<b>Creditors: amounts falling due within one year</b>					
Creditors and accruals	14	51,847		41,068	
		238,991		328,343	
<b>Net Current Assets</b>					
			764,205		846,610
<b>Total Assets less Current Liabilities</b>					
			764,205		846,610
<b>NET ASSETS</b>					
			764,205		846,610
<b>Funds</b>					
Restricted funds	15	1,888		2,193	
Unrestricted funds		677,418		726,100	
Designated funds		84,899		118,317	
		764,205		846,610	
	16		764,205		846,610

As Approved on: 10TH JULY 2025

By: 

## Hope Park Charitable Trust

### Notes to the Financial Statements for the year ended 31 March 2025

#### 1 Accounting Policies

##### General

The financial statements have been prepared in accordance with Accounting and Reporting by Charities: Statement of Recommended Practice applicable to charities in preparing their accounts in accordance with the Financial Reporting Standard applicable in the UK and Republic of Ireland (FRS 102) (effective 1 January 2015) - (Charities SORP (FRS 102)), the Financial Reporting Standard applicable in the UK and Republic of Ireland (FRS 102). The charity meets the definition of a public benefit entity under FRS102. Assets and liabilities are initially recognised at historical cost or transaction value unless otherwise stated in the relevant accounting policy note (s).

##### Tangible Fixed Assets and Depreciation

All tangible fixed assets are stated at cost less depreciation. Freehold land and buildings are maintained in a good state of repair and in the opinion of the Trustees the realisable value of the land and buildings is not less than the book value. Consequently no depreciation has been provided on freehold land and buildings. All other assets are depreciated at the following rates:-

Vehicles, plant and machinery - 20% reducing balance

##### Income

Income is accounted for on a receivable basis. Where income is received for a specific purpose, as defined by the donor, this income is classed as restricted. Income received towards the general objects of the charity is classed as unrestricted.

##### Expenditure

Expenditure is accounted for on an accruals basis. Where it relates to a specific project it is allocated to that project as restricted expenditure. Expenditure that relates to the objects of the charity is classified as charitable activities. Any legal or professional costs are classified as governance costs. The costs of generating funds are separately indentified.

##### Funds

General funds are those where no restrictions have been placed upon the specific spending of the funds by the donor. Designated funds are those funds where the directors have chosen to earmark general funds for a specific purpose. Restricted funds are those funds where the donation is received for a specific purpose as set out by the donor.

#### 2 Payment to Accountants

The payment to the accounts included in the expenditure is split as follows:

	2025	2024
	£	£
Payment for preparation of accounts	590	575
Payment for Independent Examination	340	325
	<u>930</u>	<u>900</u>

Hope Park Charitable Trust

Notes to the Financial Statements  
for the year ended  
31 March 2025

	31 March 2025				31 March 2024
	Restricted £	Unrestricted £	Designated £	Total £	
<b>3 Donations and gifts</b>					
Donations	-	266	4,277	4,543	9,140
	-	266	4,277	4,543	9,140
<b>4 Legacies receivable</b>					
Memorial Seats	-	-	1,040	1,040	1,577
	-	-	1,040	1,040	1,577
<b>5 Grants receivable</b>					
Cumbria County Council	-	-	-	-	1,073
	-	-	-	-	1,073
<b>6 Other trading activities</b>					
License fee and rent	-	204,068	-	204,068	196,030
Squirrel / bird feeding station income	-	312	-	312	397
Sale of assets / scrap	-	113	-	113	135
Hire of park	-	750	-	750	947
	-	205,243	-	205,243	197,509
<b>7 Investment income</b>					
Bank interest received	-	7,511	-	7,511	3,350
	-	7,511	-	7,511	3,350
<b>8 Charitable activities</b>					
Grant to Fitz Park	-	110,000	-	110,000	-
Staff costs and uniforms	-	88,045	-	88,045	61,642
KTC recharge of admin costs (see note 9)	-	29,831	-	29,831	28,239
Health and safety costs	-	351	-	351	441
Telephone	-	488	-	488	463
Web, internet and computer	-	898	-	898	1,379
Golf equipment and tools	-	779	-	779	439
Motor vehicle expenses	-	3,812	-	3,812	3,807
Contingency	-	2,436	-	2,436	-
Water rates and trade refuse	-	1,770	-	1,770	1,237
Insurance	-	3,761	-	3,761	3,419
Repairs and maintenance	-	12,563	-	12,563	13,867
Climate change costs	-	361	-	361	628
Light and heat	-	842	-	842	3,718
Plant production, trees and bird feed	-	7,476	-	7,476	6,856
Memorial seats and plaques	-	-	120	120	48
Materials	-	1,185	-	1,185	1,309
Equipment costs	-	-	-	-	1,073
Max statue expenditure	-	-	3,000	3,000	-
Woodland walk expenditure	305	-	-	305	190
Signs expense	-	20	-	20	400
Development costs	-	-	1,000	1,000	1,000
Building fund expenditure	-	18,070	-	18,070	-
<i>Depreciation</i>					
Plant and machinery	-	9,646	-	9,646	5,809
Fixtures and Fittings	-	1,148	-	1,148	1,283
Motor Vehicles	-	7,731	-	7,731	9,664
Office Equipment	-	131	-	131	164
Loss / (Profit) on disposal of fixed assets	-	(5,957)	-	(5,957)	(936)
Independent Examiners Fee	-	930	-	930	900
	305	296,317	4,120	300,742	147,039

Hope Park Charitable Trust

Notes to the Financial Statements  
for the year ended  
31 March 2025

**9 Breakdown of Keswick Town Council Recharges**

	31 March 2025	31 March 2024
	£	£
Salaries, National insurance and Pension	24,319	22,484
Pension to Former Employee	337	313
Staff Expenses	41	33
Payroll Outsource Costs	48	44
Rent	1,414	1,414
Building Service Costs	1,280	1,564
Insurance	166	178
Repairs	47	129
Subscriptions	201	214
Stationery and Printing	129	137
Postage	43	67
Photocopier Lease and Charges	365	328
Computer Maintenance	795	671
Website and Internet Costs	250	232
Telephone	146	239
Health and Safety	20	3
Office Equipment and Fittings	16	24
Council Chamber Expenditure	27	6
Conferences / Training	185	159
	<u>29,829</u>	<u>28,239</u>

**10 Employee Remuneration**

Staff costs and uniforms

	31 March 2025	31 March 2024
Gross salaries	85,623	59,715
Other staff and recruitment costs	204	446
Training and workwear	2,218	1,481
	<u>88,045</u>	<u>61,642</u>

No employee earned £60,000 or more.

The average number of staff employed by the trust during the year was as follows;

	31 March 2025	31 March 2024
	No.	No.
<b>Staff numbers</b>		
Gardeners and groundsmen	2.70	2.70
Administration	0.40	0.40
	<u>3.10</u>	<u>3.10</u>

**11 Trustee Remuneration and Expenses**

No remuneration directly or indirectly out of the funds of the charity was paid or payable for the year to any trustee or to any person or persons known to be connected with any of them.

No reimbursement of expenses has been made or is due to be made to any of the trustees in respect of the year.

Hope Park Charitable Trust

Notes to the Financial Statements  
for the year ended  
31 March 2025

12 Tangible Fixed Assets

	Land and Buildings £	Plant and Machinery £	Fixtures and Fittings £	Motor Vehicles £	Total £
<b>COST</b>					
At 1 April 2024	450,589	56,795	30,113	64,600	602,097
Additions	-	28,541	605	-	29,146
Disposals	-	12,734	-	0	(12,734)
At 31 March 2025	<u>450,589</u>	<u>72,602</u>	<u>30,718</u>	<u>64,600</u>	<u>618,509</u>
<b>DEPRECIATION</b>					
At 1 April 2024	-	32,905	24,980	25,945	83,830
Charge for year	-	9,777	1,148	7,731	18,656
Eliminated on disposals	-	(9,191)	-	0	(9,191)
At 31 March 2025	<u>-</u>	<u>33,491</u>	<u>26,128</u>	<u>33,676</u>	<u>93,295</u>
<b>NET BOOK VALUE</b>					
At 31 March 2025	<u>450,589</u>	<u>39,111</u>	<u>4,590</u>	<u>30,924</u>	<u>525,214</u>
At 31 March 2024	<u>450,589</u>	<u>23,890</u>	<u>5,133</u>	<u>38,655</u>	<u>518,267</u>

13 Debtors	31 March 2025 £	31 March 2024 £
Other debtors	<u>145</u>	<u>53</u>
	<u>145</u>	<u>53</u>

14 Creditors: amounts falling due within one year	31 March 2025 £	31 March 2024 £
Trade creditors	6,501	2,358
HP Liability	-	-
Other taxation & social security	60	60
Accruals	15,017	8,311
Owed to KTC	<u>30,269</u>	<u>30,339</u>
	<u>51,847</u>	<u>41,068</u>

Hope Park Charitable Trust

Notes to the Financial Statements  
for the year ended  
31 March 2025

15 Funds

	At 1 April 2024 £	Incoming Resources £	Outgoing Resources £	Transfers £	At 31 March 2025 £
<b>Restricted Funds</b>					
CCC Woodland Walk	2,193	-	(305)	0	1,888
	<u>2,193</u>	<u>-</u>	<u>(305)</u>	<u>0</u>	<u>1,888</u>
<b>Designated Funds</b>					
Building Fund	26,519	-	-	(17,070)	9,449
Equipment and Development Fund	42,508	-	(1,000)	(10,440)	31,068
Memorial Seats and Trees	2,118	1,040	(120)	(605)	2,433
Max Statue Fund	47,172	4,277	(3,000)	(6,500)	41,949
	<u>118,317</u>	<u>5,317</u>	<u>(4,120)</u>	<u>(34,615)</u>	<u>84,899</u>

Note: the transfers from Memorial Seats and Trees to the general reserves are to cover the cost of fixed asset purchases to be met by those funds, that have been added to the general reserves.

Funds Comparative Year Ended 31 March 2024

	At 1 April 2023 £	Incoming Resources £	Outgoing Resources £	Transfers £	At 31 March 2024 £
<b>Restricted Funds</b>					
CCC Woodland Walk	5,333	-	(190)	(2,950)	2,193
CCC Bike Rack	-	1,073	(1,073)	-	-
	<u>5,333</u>	<u>1,073</u>	<u>(1,263)</u>	<u>- 2,950</u>	<u>2,193</u>
<b>Designated Funds</b>					
Building Fund	15,519	-	-	11,000	26,519
Equipment and Development Fund	33,722	86	-	8,700	42,508
Memorial Seats and Trees	4,379	1,577	(48)	(3,790)	2,118
Max Statue Fund	38,521	8,651	-	-	47,172
	<u>92,141</u>	<u>10,314</u>	<u>(48)</u>	<u>15,910</u>	<u>118,317</u>

## Hope Park Charitable Trust

### Notes to the Financial Statements for the year ended 31 March 2025

#### 16 Net Assets by fund

	Restricted £	Unrestricted £	Designated £	Total £
Tangible fixed assets	-	525,214	-	525,214
Current assets	1,888	204,051	84,899	290,838
Creditors: amounts falling due within one year	-	(51,847)	-	(51,847)
<b>Total net assets</b>	<b>1,888</b>	<b>677,418</b>	<b>84,899</b>	<b>764,205</b>

#### Net Assets by fund Comparative Year Ended 31 March 2024

	Restricted £	Unrestricted £	Designated £	Total £
Tangible fixed assets	-	518,267	-	518,267
Current assets	2,193	248,901	118,317	369,411
Creditors: amounts falling due within one year	-	(41,068)	-	(41,068)
<b>Total net assets</b>	<b>2,193</b>	<b>726,100</b>	<b>118,317</b>	<b>846,610</b>

**HOPE PARK**


England & Wales - Charity number 503465

---

# Accounts

---

**Hope Park Charitable Trust**  
**Report of the Directors and Trustees**  
**and Financial Statements for the year ended**  
**31 March 2024**



**Keswick**  
**ACCOUNTANTS**

---

**Hope Park Charitable Trust**

**Index to the Financial Statements  
for the year ended  
31 March 2024**

	Page
Charity Information	1
Trustees' Report	2
Independent Examiner's Report	5
Statement of Financial Activities	6
Statement of Financial Activities Comparative	7
Balance Sheet	8
Notes to the Financial Statements	9 - 14

**Hope Park Charitable Trust**

**Charity Information  
for the year ended  
31 March 2024**

**DIRECTORS  
AND  
TRUSTEES:**

Cllr A L Dunn  
Cllr S Harwood  
Cllr C J Houghton  
Cllr C M Houghton  
Cllr D J T Kemp  
Cllr S Lansbury  
Cllr B R Laphorn  
Cllr J Murray  
Cllr R Nelson  
Cllr T M Parsons  
Cllr A G Paxon  
Cllr L J Taylor

**CHIEF EXECUTIVE OFFICER:**

Miss Vivien Little

**BUSINESS ADDRESS**

50 Main Street  
Keswick  
Cumbria  
CA12 5JS

**CHARITY NUMBER:**

503465

**ACCOUNTANT AND  
INDEPENDENT EXAMINER**

Frances Clark ACA  
Keswick Accountants  
Appleside  
4 Leonard Street  
Keswick  
Cumbria  
CA12 4EJ

## **Hope Park Charitable Trust**

### **Report of the Trustees for the year ended 31 March 2024**

The Trustees present their report together with the financial statements of the Charity for the year ended 31 March 2024.

The accounts have been prepared in accordance with the Charities Act 2011, and the Accounting and Reporting by Charities: Statement of Recommended Practice (SORP) applicable to charities preparing their accounts in accordance with the Financial Reporting Standard applicable in the UK and Republic of Ireland (FRS 102) (effective 1 January 2015).

#### **Governing Document**

The Hope Park Trust is a charitable Trust governed by a trust Deed dated 10 June 1974.

#### **Objectives**

The provision and maintenance of a public park and recreation ground for use of the inhabitants of, and visitors to, the town of Keswick without the distinction of political, religious or other opinions, with the object of improving the conditions of life for the said inhabitants.

#### **Trustees**

The Trustees who acted during the period were as follows:

Cllr D S Burn - end of term May 2023  
Cllr A Daniels - end of term May 2023  
Cllr A B Dunn - end of term May 2023  
Cllr A L Dunn  
Cllr S Harwood  
Cllr C J Houghton - elected May 2023  
Cllr C M Houghton - elected May 2023  
Cllr D J T Kemp - elected May 2023  
Cllr S Lansbury  
Cllr B R Laphorn - elected May 2023  
Cllr A Lywood - end of term May 2023  
Cllr D Miller - end of term May 2023  
Cllr J Murray  
Cllr R Nelson - elected May 2023  
Cllr T M Parsons - elected May 2023  
Cllr A G Paxon  
Cllr L J Taylor - elected May 2023  
Cllr P C Titley - end of term May 2023  
Cllr P Walter - end of term May 2023

#### **Management Structure**

In 1974 Keswick Town Council was conveyed the Park on trust for the people of Keswick. It is therefore a given that once democratically elected as a Town Councillor, the duty of Trustee forms part of that role. The recruitment process is therefore according to the Local Government Act 1972; Representation of the People Act 1983 as amended by the Representation of the People Act 1985, and Local Elections (Parishes and Communities) Rules 1986, amended 1999.

## **Hope Park Charitable Trust**

### **Report of the Trustees, contd. for the year ended 31 March 2024**

#### **Review of the Development, Activities and Achievements of the Charity**

During the year the Trust carried on with its objectives of running and maintaining the park for the benefit of the people of Keswick. The running of the games and refreshment facilities were provided by a third party contractor.

Visitors to Hope Park can enjoy magnificent floral displays, putting, pitch and putt, obstacle golf and boules, visit the bird viewing station, sundial and have a drink or snack in Café Hope in wonderful surroundings. The Park has plenty seating most of which has been kindly donated in memory of loved ones.

Hope Park is home to the Max the Miracle Dog statue which provides income to the park, so far this fund has been used to make improvements to many footpaths, a new handrail for a bridge and new equipment to keep the park maintained to a high standard. This fund is restricted to expenditure in Hope Park only.

The Trust has made a number of steps to address climate change including declaring a Climate Change Emergency. What the Trust have done so far:-

- Use only peat free compost
- Use glyphosate free weed killer
- Gradually introducing more bee friendly plants
- Led a campaign asking retailers not to stock disposable BBQs and have prohibited use in our Parks
- Worked with partners to coordinate the control of Balsam
- Changed to 100% renewable energy suppliers
- Invested the majority of our reserves in Ethical Banks
- Replaced petrol equipment with electric as and when they need replacing
- Use lower carbon fuel for the remaining petrol equipment
- Have a Climate Change Action Plan in place which is regularly updated
- All staff have been given Climate and Carbon Literacy training

A Woodland Path has been introduced to improve accessibility to the Park via grant funding. The fantastic work undertaken by the Parks and Café staff was acknowledged as they were given well deserved accolades from Cumbria in Bloom – gold and silver awards for Tourism, Small Woodland Copse and Biodiversity

## Hope Park Charitable Trust

### Report of the Trustees, contd. for the year ended 31 March 2024

#### Finances

During the year the Trust had net incoming resources of £65,610 (2023 - £65,435). When added to brought forward reserves of £781,000, the closing reserves were £846,610. Of this, £518,267 are fixed assets, including the value of the cafe and new staff accommodation and equipment. The year end revenue fund balance is £328,343 of which £118,317 are designated funds and £2,193 are restricted funds.

Trustees and officers are currently working on short, medium and long-term plans.

#### Reserves Policy

The Trust has £207,833 of unrestricted revenue reserves. Ideally the level of reserves would represent 3 to 6 months of the previous years running costs which is in the region of £40,000 to £80,000. The total of unrestricted reserves is £726,100 (this includes fixed assets of £518,267). Further reserves are held in designated funds, the Building Fund £26,519 and Development & Equipment Fund £42,508. These funds are held due to unforeseen circumstances, such as flooding or other natural disaster to cover uninsurable losses e.g. open space, as well as provision for ongoing improvements and upgrades of the Trusts equipment and assets (including buildings). The Building Fund is allocated to Hope Park only whereas the Development and Equipment Fund can be used in either Hope or Fitz Park, the funds are 'topped up' annually from the previous years profit, no cap has been set for these funds although this may be addressed during the short, medium and long term planning exercise.

**Note:-** £110,000 of the unrestricted revenue reserves (£207,833) has been allocated to Fitz Park Charitable Trust as a grant towards the new workshop and staff area in Upper Fitz Park. This was agreed by Trustees at the meeting held on Thursday 15<sup>th</sup> February 2024 - minute number 58. v).

#### Investment Policy

The building fund and development and equipment fund earn interest during the year, along with any reserves held. As part of addressing climate change the Trust decided to invest some unrestricted reserves into Ethical Banks (CCLA & Unity Bank) earning a higher rate in interest.

#### Risk Assessment

An annual risk assessment is carried out identifying insurance and other risks, current arrangements for managing these and any other action required. Insurances are put in place where possible to mitigate any financial losses.



ON BEHALF OF THE TRUSTEES

## Hope Park Charitable Trust

### Independent Examiners Report for the year ended 31 March 2024

I report on the accounts for the Trust for the year ended 31 March 2024 which are set out on pages 5 - 13.

#### **Respective responsibilities of trustees and examiner**

The charity's trustees are responsible for the preparation of the accounts. The charity's trustees consider that an audit is not required for this year, under section 144(2) of the Charities Act 2011 (the 2011 Act), and that an independent examiners report is needed.

It is my responsibility to:

- examine the accounts under section 145 of the 2011 Act;
- to follow the procedures laid down in the General Directions given by the Charity Commission under section 145(5)(b) of the 2011 Act; and
- to state whether particular matters have come to my attention.

#### **Basis of independent examiners report**

My examination was carried out in accordance with the General Directions given by the Charity Commissioners. An examination includes a review of accounting records kept by the charity and a comparison of the accounts presented with these records. It also includes consideration of any unusual items or disclosures in the accounts, and seeking explanations from you as trustees concerning any such matters. The procedures undertaken do not provide all the evidence that would be required in an audit and, consequently, I do not express an audit opinion on the view given by the accounts.

#### **Independent examiners' statement**

In connection with my examination, no matter has come to my attention:

(1) which gives me reasonable cause to believe that, in any material respect, the requirements to:

- keep accounting records in accordance with s130 of the 2011 Act; and
- to prepare accounts which accord with the accounting records and to comply with the accounting requirements of the 2011 Act

have not been met;

or

(2) to which, in my opinion, attention should be drawn in order to enable a proper understanding of the accounts to be reached.

Frances Clark ACA  
Keswick Accountants  
Appleside  
4 Leonard Street  
Keswick  
Cumbria CA12 4EJ

Hope Park Charitable Trust

Statement of Financial Activities  
for the year ended  
31 March 2024

	Notes	31 March 2024			Total £	31 March 2023
		Restricted Funds £	Unrestricted Funds £	Designated Funds £		Total £
<b>INCOME</b>						
<b>Donations and legacies</b>						
Donations and gifts	3	-	489	8,651	9,140	41,745
Legacies receivable	4	-	-	1,577	1,577	1,384
Grants receivable	5	1,073	-	-	1,073	-
<b>Income from charitable activities</b>						
<b>Other Trading Activities</b>	6	-	197,509	-	197,509	180,381
<b>Income from investments</b>	7	-	3,264	86	3,350	48
<b>Total income</b>		1,073	201,262	10,314	212,649	223,558
<b>EXPENDITURE</b>						
<b>Expenditure on charitable activities</b>	8	1,263	145,728	48	147,039	158,123
<b>Total expenditure</b>		1,263	145,728	48	147,039	158,123
<b>Net incoming / (outgoing) resources</b>		(190)	55,534	10,266	65,610	65,435
<b>Unrealised gain on revaluation of tangible fixed assets</b>		-	-	-	-	-
<b>Net movement in funds</b>		(190)	55,534	10,266	65,610	65,435
Total funds brought forward		5,333	683,526	92,141	781,000	715,565
Transfers between funds		(2,950)	(12,960)	15,910	-	-
<b>Total funds carried forward</b>	15	2,193	726,100	118,317	846,610	781,000
<b>Funds carried forward as follows:-</b>						
Revenue Funds		2,193	207,833	118,317	328,343	283,518
Fixed Asset Funds		-	518,267	-	518,267	497,482
		2,193	726,100	118,317	846,610	781,000

The notes form part of these financial statements

**Hope Park Charitable Trust**

**Statement of Financial Activities  
Comparative  
31 March 2023**

	<b>31 March 2023</b>			
	Restricted Funds £	Unrestricted Funds £	Designated Funds £	Total £
<b>INCOME</b>				
<b>Donations and legacies</b>				
Donations and gifts	-	327	41,418	41,745
Legacies receivable	-	-	1,384	1,384
Grants receivable	-	-	-	-
<b>Income from charitable activities</b>				
Primary Purpose Trading	-	180,381	-	180,381
<b>Other Trading Activities</b>				
	-	-	-	-
<b>Income from investments</b>				
	-	-	48	48
<b>Total income</b>	-	180,708	42,850	223,558
<b>EXPENDITURE</b>				
<b>Expenditure on charitable activities</b>	10,600	137,041	10,482	158,123
<b>Total expenditure</b>	10,600	137,041	10,482	158,123
<b>Net incoming / (outgoing) resources</b>	(10,600)	43,667	32,368	65,435
Total funds brought forward	15,933	659,775	39,857	715,565
Transfers between funds	-	(19,916)	19,916	-
<b>Total funds carried forward</b>	<b>5,333</b>	<b>683,526</b>	<b>92,141</b>	<b>781,000</b>
<b>Funds carried forward as follows:-</b>				
Revenue Funds	<b>5,333</b>	<b>186,044</b>	<b>92,141</b>	<b>283,518</b>
Fixed Asset Funds	-	<b>497,482</b>	-	<b>497,482</b>
	<b>5,333</b>	<b>683,526</b>	<b>92,141</b>	<b>781,000</b>

The notes form part of these financial statements

**Hope Park Charitable Trust**

**Balance Sheet  
as at  
31 March 2024**

	Notes	31 March 2024		31 March 2023	
		£	£	£	£
<b>Fixed Assets</b>					
Tangible fixed assets	12		518,267		497,482
			518,267		497,482
<b>Current Assets</b>					
Debtors	13		53		67
Cash at bank and in hand			369,358		316,168
			369,411		316,235
<b>Creditors: amounts falling due within one year</b>					
Creditors and accruals	14		41,068		32,717
			328,343		283,518
<b>Net Current Assets</b>			328,343		283,518
<b>Total Assets less Current Liabilities</b>			846,610		781,000
<b>NET ASSETS</b>			846,610		781,000
<b>Funds</b>					
Restricted funds	15		2,193		5,333
Unrestricted funds			726,100		683,526
Designated funds			118,317		92,141
			846,610		781,000
	16		846,610		781,000

As Approved on: 11<sup>TH</sup> JULY 2024

By:

*J. Murray*

## Hope Park Charitable Trust

### Notes to the Financial Statements for the year ended 31 March 2024

#### 1 Accounting Policies

##### General

The financial statements have been prepared in accordance with Accounting and Reporting by Charities: Statement of Recommended Practice applicable to charities in preparing their accounts in accordance with the Financial Reporting Standard applicable in the UK and Republic of Ireland (FRS 102) (effective 1 January 2015) - (Charities SORP (FRS 102)), the Financial Reporting Standard applicable in the UK and Republic of Ireland (FRS 102). The charity meets the definition of a public benefit entity under FRS102. Assets and liabilities are initially recognised at historical cost or transaction value unless otherwise stated in the relevant accounting policy note (s).

##### Tangible Fixed Assets and Depreciation

All tangible fixed assets are stated at cost less depreciation. Freehold land and buildings are maintained in a good state of repair and in the opinion of the Trustees the realisable value of the land and buildings is not less than the book value. Consequently no depreciation has been provided on freehold land and buildings.

All other assets are depreciated at the following rates:-

Vehicles, plant and machinery - 20% reducing balance

##### Income

Income is accounted for on a receivable basis. Where income is received for a specific purpose, as defined by the donor, this income is classed as restricted. Income received towards the general objects of the charity is classed as unrestricted.

##### Expenditure

Expenditure is accounted for on an accruals basis. Where it relates to a specific project it is allocated to that project as restricted expenditure. Expenditure that relates to the objects of the charity is classified as charitable activities. Any legal or professional costs are classified as governance costs. The costs of generating funds are separately identified.

##### Funds

General funds are those where no restrictions have been placed upon the specific spending of the funds by the donor. Designated funds are those funds where the directors have chosen to earmark general funds for a specific purpose. Restricted funds are those funds where the donation is received for a specific purpose as set out by the donor.

#### 2 Payment to Accountants

The payment to the accounts included in the expenditure is split as follows:

	2024	2023
	£	£
Payment for preparation of accounts	575	575
Payment for Independent Examination	325	300
	<u>900</u>	<u>875</u>

Hope Park Charitable Trust

Notes to the Financial Statements  
for the year ended  
31 March 2024

	31 March 2024				31 March 2023
	Restricted £	Unrestricted £	Designated £	Total £	
<b>3 Donations and gifts</b>					
Donations	-	489	8,651	9,140	41,745
	-	489	8,651	9,140	41,745
<b>4 Legacies receivable</b>					
Memorial Seats	-	-	1,577	1,577	1,384
	-	-	1,577	1,577	1,384
<b>5 Grants receivable</b>					
Cumbria County Council	1,073	-	-	1,073	-
	1,073	-	-	1,073	-
<b>6 Other trading activities</b>					
License fee and rent	-	196,030	-	196,030	179,050
Squirrel / bird feeding station income	-	397	-	397	362
Sale of assets / scrap	-	135	-	135	68
Hire of park	-	947	-	947	901
	-	197,509	-	197,509	180,381
<b>7 Investment income</b>					
Bank interest received	-	3,264	86	3,350	48
	-	3,264	86	3,350	48
<b>8 Charitable activities</b>					
Staff costs and uniforms	-	61,642	-	61,642	67,844
KTC recharge of admin costs (see note 9)	-	28,239	-	28,239	26,685
Health and safety costs	-	441	-	441	680
Telephone	-	463	-	463	288
Advertising and PR	-	-	-	-	333
Web, internet and computer	-	1,379	-	1,379	917
Golf equipment and tools	-	439	-	439	1,045
Motor vehicle expenses	-	3,807	-	3,807	2,471
Contingency	-	-	-	-	1,500
Water rates and trade refuse	-	1,237	-	1,237	1,140
Insurance	-	3,419	-	3,419	3,312
Repairs and maintenance	-	13,867	-	13,867	15,683
Climate change costs	-	628	-	628	429
Light and heat	-	3,718	-	3,718	826
Plant production, trees and bird feed	-	6,856	-	6,856	5,993
Memorial seats and plaques	-	-	48	48	100
Materials	-	1,309	-	1,309	1,523
Equipment costs	1,073	-	-	1,073	-
Max statue expenditure	-	-	-	-	9,382
Woodland walk expenditure	190	-	-	190	10,600
Signs expense	-	400	-	400	350
Development costs	-	1,000	-	1,000	-
<i>Depreciation</i>					
Plant and machinery	-	5,809	-	5,809	3,107
Fixtures and Fittings	-	1,283	-	1,283	1,406
Motor Vehicles	-	9,664	-	9,664	6,988
Office Equipment	-	164	-	164	222
Loss / (Profit) on disposal of fixed assets	-	(936)	-	(936)	(5,626)
Independent Examiners Fee	-	900	-	900	875
Professional fees	-	-	-	-	50
	1,263	145,728	48	147,039	158,123

**Hope Park Charitable Trust**

**Notes to the Financial Statements  
for the year ended  
31 March 2024**

**9 Breakdown of Keswick Town Council Recharges**

	31 March 2024	31 March 2023
	£	£
Salaries, National insurance and Pension	22,484	21,698
Pension to Former Employee	313	219
Staff Expenses	33	36
Payroll Outsource Costs	44	63
Rent	1,414	1,414
Building Service Costs	1,564	1,374
Insurance	178	172
Repairs	129	3
Subscriptions	214	188
Stationery and Printing	137	174
Postage	67	86
Photocopier Lease and Charges	328	341
Computer Maintenance	671	504
Website and Internet Costs	232	122
Telephone	239	91
Health and Safety	3	6
Office Equipment and Fittings	24	40
Council Chamber Expenditure	6	6
Conferences / Training	159	148
	<u>28,239</u>	<u>26,685</u>

**10 Employee Remuneration**

Staff costs and uniforms

	31 March 2024	31 March 2023
Gross salaries	59,715	66,093
Other staff and recruitment costs	446	267
Training and workwear	1,481	1,484
	<u>61,642</u>	<u>67,844</u>

No employee earned £60,000 or more.

The average number of staff employed by the trust during the year was as follows;

	31 March 2024	31 March 2023
	No.	No.
<b>Staff numbers</b>		
Gardeners and groundsmen	2.70	2.70
Administration	0.40	0.40
	<u>3.10</u>	<u>3.10</u>

**11 Trustee Remuneration and Expenses**

No remuneration directly or indirectly out of the funds of the charity was paid or payable for the year to any trustee or to any person or persons known to be connected with any of them.

No reimbursement of expenses has been made or is due to be made to any of the trustees in respect of the year.

**Hope Park Charitable Trust**

**Notes to the Financial Statements  
for the year ended  
31 March 2024**

**12 Tangible Fixed Assets**

	Land and Buildings £	Plant and Machinery £	Fixtures and Fittings £	Motor Vehicles £	Total £
<b>COST</b>					
At 1 April 2023	450,589	45,241	29,323	50,600	575,753
Additions	-	17,079	790	22,000	39,869
Disposals	-	5,525	-	(8,000)	(13,525)
At 31 March 2024	<u>450,589</u>	<u>56,795</u>	<u>30,113</u>	<u>64,600</u>	<u>602,097</u>
<b>DEPRECIATION</b>					
At 1 April 2023	-	31,928	23,697	22,646	78,271
Charge for year	-	5,973	1,283	9,664	16,920
Eliminated on disposals	-	(4,996)	-	(6,365)	(11,361)
At 31 March 2024	<u>-</u>	<u>32,905</u>	<u>24,980</u>	<u>25,945</u>	<u>83,830</u>
<b>NET BOOK VALUE</b>					
At 31 March 2024	<u>450,589</u>	<u>23,890</u>	<u>5,133</u>	<u>38,655</u>	<u>518,267</u>
At 31 March 2023	<u>450,589</u>	<u>13,313</u>	<u>5,626</u>	<u>27,954</u>	<u>497,482</u>

<b>13 Debtors</b>	31 March 2024 £	31 March 2023 £
Other debtors	<u>53</u>	<u>67</u>
	<u>53</u>	<u>67</u>

<b>14 Creditors: amounts falling due within one year</b>	31 March 2024 £	31 March 2023 £
Trade creditors	2,358	1,562
HP Liability	-	-
Other taxation & social security	60	50
Accruals	8,311	1,473
Owed to KTC	<u>30,339</u>	<u>29,632</u>
	<u>41,068</u>	<u>32,717</u>

**Hope Park Charitable Trust**

**Notes to the Financial Statements  
for the year ended  
31 March 2024**

**15 Funds**

	At 1 April 2023	Incoming Resources	Outgoing Resources	Transfers	At 31 March 2024
	£	£	£	£	£
<b>Restricted Funds</b>					
CCC Woodland Walk	5,333	-	(190)	(2,950)	2,193
CCC Bike Rack	-	1,073	(1,073)	-	-
	<u>5,333</u>	<u>1,073</u>	<u>(1,263)</u>	<u>(2,950)</u>	<u>2,193</u>
<b>Designated Funds</b>					
Building Fund	15,519	-	-	11,000	26,519
Equipment and Development Fund	33,722	86	-	8,700	42,508
Memorial Seats and Trees	4,379	1,577	(48)	(3,790)	2,118
Max Statue Fund	38,521	8,651	-	-	47,172
	<u>92,141</u>	<u>11,387</u>	<u>(1,121)</u>	<u>15,910</u>	<u>118,317</u>

Note: the transfers from Memorial Seats and Trees to the general reserves are to cover the cost of fixed asset purchases to be met by those funds, that have been added to the general reserves.

**Funds Comparative Year Ended 31 March 2023**

	At 1 April 2021	Incoming Resources	Outgoing Resources	Transfers	At 31 March 2022
	£	£	£	£	£
<b>Restricted Funds</b>					
CCC Woodland Walk	15,933	-	(10,600)	-	5,333
	<u>15,933</u>	<u>-</u>	<u>(10,600)</u>	<u>-</u>	<u>5,333</u>
<b>Designated Funds</b>					
Building Fund	5,519	-	(1,000)	11,000	15,519
Equipment and Development Fund	23,974	48	-	9,700	33,722
Memorial Seats and Trees	3,879	1,384	(100)	(784)	4,379
Max Statue Fund	6,485	41,418	(9,382)	-	38,521
	<u>39,857</u>	<u>42,850</u>	<u>(10,482)</u>	<u>19,916</u>	<u>92,141</u>

**Hope Park Charitable Trust**

**Notes to the Financial Statements  
for the year ended  
31 March 2024**

**16 Net Assets by fund**

	Restricted £	Unrestricted £	Designated £	Total £
Tangible fixed assets	-	518,267	-	518,267
Current assets	2,193	248,901	118,317	369,411
Creditors: amounts falling due within one year	-	(41,068)	-	(41,068)
<b>Total net assets</b>	<b>2,193</b>	<b>726,100</b>	<b>118,317</b>	<b>846,610</b>

**Net Assets by fund Comparative Year Ended 31 March 2023**

	Restricted £	Unrestricted £	Designated £	Total £
Tangible fixed assets	-	497,482	-	497,482
Current assets	5,333	218,761	92,141	316,235
Creditors: amounts falling due within one year	-	(32,717)	-	- 32,717
<b>Total net assets</b>	<b>5,333</b>	<b>683,526</b>	<b>92,141</b>	<b>781,000</b>

**HOPE PARK**

England & Wales - Charity number 503465

---

# Accounts

---

**Hope Park Charitable Trust**  
**Report of the Directors and Trustees**  
**and Financial Statements for the year ended**  
**31 March 2023**



**Keswick**  
**ACCOUNTANTS**

---

**Hope Park Charitable Trust**

**Index to the Financial Statements  
for the year ended  
31 March 2023**

	Page
Charity Information	1
Trustees' Report	2
Independent Examiner's Report	4
Statement of Financial Activities	5
Statement of Financial Activities Comparative	6
Balance Sheet	7
Notes to the Financial Statements	8 - 13

**Hope Park Charitable Trust**

**Charity Information  
for the year ended  
31 March 2023**

**DIRECTORS  
AND  
TRUSTEES:**

Cllr D S Burn  
Cllr A Daniels  
Cllr A B Dunn  
Cllr A L Dunn  
Cllr S Harwood  
Cllr S Lansbury  
Cllr A Lywood  
Cllr D Miller  
Cllr J Murray  
Cllr A G Paxon  
Cllr P C Titley  
Cllr P Walter

**CHIEF EXECUTIVE OFFICER:**

Miss Vivien Little

**BUSINESS ADDRESS**

50 Main Street  
Keswick  
Cumbria  
CA12 5JS

**CHARITY NUMBER:**

503465

**ACCOUNTANT AND  
INDEPENDENT EXAMINER**

Frances Clark ACA  
Keswick Accountants  
Appleside  
4 Leonard Street  
Keswick  
Cumbria  
CA12 4EJ

## **Hope Park Charitable Trust**

### **Report of the Trustees for the year ended 31 March 2023**

The Trustees present their report together with the financial statements of the Charity for the year ended 31 March 2023.

The accounts have been prepared in accordance with the Charities Act 2011, and the Accounting and Reporting by Charities: Statement of Recommended Practice (SORP) applicable to charities preparing their accounts in accordance with the Financial Reporting Standard applicable in the UK and Republic of Ireland (FRS 102) (effective 1 January 2015).

#### **Governing Document**

The Hope Park Trust is a charitable Trust governed by a trust Deed dated 10 June 1974.

#### **Objectives**

The provision and maintenance of a public park and recreation ground for use of the inhabitants of, and visitors to, the town of Keswick without the distinction of political, religious or other opinions, with the object of improving the conditions of life for the said inhabitants.

#### **Trustees**

The Trustees who acted during the period were as follows:

Cllr D S Burn  
Cllr A Daniels  
Cllr A B Dunn  
Cllr A L Dunn - appointed May 2022  
Cllr L Forsyth - resigned November 2022  
Cllr S Harwood  
Cllr S Lansbury  
Cllr A Lywood  
Cllr D Miller  
Cllr J Murray - appointed July 2022  
Cllr A G Paxon  
Cllr P Terry - deceased June 2022  
Cllr P C Titley  
Cllr P Walter - appointed December 2022

#### **Management Structure**

In 1974 Keswick Town Council was conveyed the Park on trust for the people of Keswick. It is therefore a given that once democratically elected as a Town Councillor, the duty of Trustee forms part of that role. The recruitment process is therefore according to the Local Government Act 1972; Representation of the People Act 1983 as amended by the Representation of the People Act 1985, and Local Elections (Parishes and Communities) Rules 1986, amended 1999.

**Hope Park Charitable Trust**

**Report of the Trustees, contd.  
for the year ended  
31 March 2023**

**Review of the Development, Activities and Achievements of the Charity**

During the year the Trust carried on with its objectives of running and maintaining the park for the benefit of the people of Keswick. The running of the games and refreshment facilities were provided by a third party contractor.

**Finances**

During the year the Trust had net incoming resources of £65,435. When added to brought forward reserves of £715,565, the closing reserves were £781,000. Of this, £497,482 are fixed assets, including the value of the cafe and new staff accommodation and equipment. The year end revenue fund balance is £283,518 of which £92,141 are designated funds and £5,333 are restricted funds.

**Reserves Policy**

The Trust has £186,044 of unrestricted revenue reserves. Ideally the level of reserves would represent 6 months of the previous years running costs which is in the region of £75,000. The total of unrestricted reserves is £683,526. Further reserves are held in the Building Fund and Development & Equipment Fund (designated funds) in case of unforeseen circumstances, such as flooding or other natural disaster to cover uninsurable losses e.g. open space, as well as provision for ongoing improvements and upgrades of the Trusts equipment and assets.

**Investment Policy**

The building fund and development and equipment fund earn interest during the year.

**Risk Assessment**

An annual risk assessment is carried out identifying insurance and other risks, current arrangements for managing these and any other action required. Insurances are put in place where possible to mitigate any financial losses.



**ON BEHALF OF THE TRUSTEES**

## Hope Park Charitable Trust

### Independent Examiners Report for the year ended 31 March 2023

I report on the accounts for the Trust for the year ended 31 March 2023 which are set out on pages 5 - 13.

#### Respective responsibilities of trustees and examiner

The charity's trustees are responsible for the preparation of the accounts. The charity's trustees consider that an audit is not required for this year, under section 144(2) of the Charities Act 2011 (the 2011 Act), and that an independent examiners report is needed.

It is my responsibility to:

- examine the accounts under section 145 of the 2011 Act;
- to follow the procedures laid down in the General Directions given by the Charity Commission under section 145(5)(b) of the 2011 Act; and
- to state whether particular matters have come to my attention.

#### Basis of independent examiners report

My examination was carried out in accordance with the General Directions given by the Charity Commissioners. An examination includes a review of accounting records kept by the charity and a comparison of the accounts presented with these records. It also includes consideration of any unusual items or disclosures in the accounts, and seeking explanations from you as trustees concerning any such matters. The procedures undertaken do not provide all the evidence that would be required in an audit and, consequently, I do not express an audit opinion on the view given by the accounts.

#### Independent examiners' statement

In connection with my examination, no matter has come to my attention:

- (1) which gives me reasonable cause to believe that, in any material respect, the requirements to:
- keep accounting records in accordance with s130 of the 2011 Act; and
  - to prepare accounts which accord with the accounting records and to comply with the accounting requirements of the 2011 Act

have not been met;

or

(2) to which, in my opinion, attention should be drawn in order to enable a proper understanding of the accounts to be reached.

Frances Clark ACA  
Keswick Accountants  
Appleside  
4 Leonard Street  
Keswick  
Cumbria CA12 4EJ

Hope Park Charitable Trust

Statement of Financial Activities  
for the year ended  
31 March 2023

	Notes	31 March 2023			Total £	31 March 2022
		Restricted Funds £	Unrestricted Funds £	Designated Funds £		Total £
<b>INCOME</b>						
<b>Donations and legacies</b>						
Donations and gifts	3	-	327	41,418	41,745	16,808
Legacies receivable	4	-	-	1,384	1,384	3,027
Grants receivable	5	-	-	-	-	28,730
<b>Income from charitable activities</b>						
Primary Purpose Trading		-	-	-	-	-
<b>Other Trading Activities</b>						
	6	-	180,381	-	180,381	174,983
<b>Income from investments</b>						
	7	-	-	48	48	2
<b>Total income</b>		-	180,708	42,850	223,558	223,550
<b>EXPENDITURE</b>						
<b>Expenditure on charitable activities</b>						
	8	10,600	137,041	10,482	158,123	141,763
<b>Total expenditure</b>		10,600	137,041	10,482	158,123	141,763
<b>Net incoming / (outgoing) resources</b>		(10,600)	43,667	32,368	65,435	81,787
<b>Unrealised gain on revaluation of tangible fixed assets</b>						
		-	-	-	-	-
<b>Net movement in funds</b>		- 10,600	43,667	32,368	65,435	81,787
Total funds brought forward		15,933	659,775	39,857	715,565	633,778
Transfers between funds		-	(19,916)	19,916	-	-
<b>Total funds carried forward</b>	15	5,333	683,526	92,141	781,000	715,565
<b>Funds carried forward as follows:-</b>						
Revenue Funds		5,333	186,044	92,141	283,518	233,256
Fixed Asset Funds		-	497,482	497,482	497,482	482,309
		5,333	683,526	92,141	781,000	715,565

The notes form part of these financial statements

Hope Park Charitable Trust

Statement of Financial Activities  
Comparative  
31 March 2022

	31 March 2022			
	Restricted Funds £	Unrestricted Funds £	Designated Funds £	Total £
<b>INCOME</b>				
<b>Donations and legacies</b>				
Donations and gifts	-	1,907	14,901	16,808
Legacies receivable	-	-	3,027	3,027
Grants receivable	28,730	-	-	28,730
<b>Income from charitable activities</b>				
Primary Purpose Trading	-	-	-	-
<b>Other Trading Activities</b>	-	174,983	-	174,983
<b>Income from investments</b>	-	-	2	2
<b>Total income</b>	28,730	176,890	17,930	223,550
<b>EXPENDITURE</b>				
<b>Expenditure on charitable activities</b>	12,797	125,273	3,693	141,763
<b>Total expenditure</b>	12,797	125,273	3,693	141,763
<b>Net incoming / (outgoing) resources</b>	15,933	51,617	14,237	81,787
Total funds brought forward	-	607,683	26,095	633,778
Transfers between funds	-	475	(475)	-
<b>Total funds carried forward</b>	15,933	659,775	39,857	715,565
<b>Funds carried forward as follows:-</b>				
<b>Revenue Funds</b>	15,933	177,466	39,857	233,256
<b>Fixed Asset Funds</b>		482,309		482,309
	15,933	659,775	39,857	715,565

The notes form part of these financial statements

**Hope Park Charitable Trust**

**Balance Sheet  
as at  
31 March 2023**

	Notes	31 March 2023		31 March 2022	
		£	£	£	£
<b>Fixed Assets</b>					
Tangible fixed assets	12		497,482		482,309
			497,482		482,309
<b>Current Assets</b>					
Debtors	13	67		301	
Cash at bank and in hand		316,168		269,566	
		316,235		269,867	
<b>Creditors: amounts falling due within one year</b>					
Creditors and accruals	14		32,717		36,611
			283,518		233,256
<b>Net Current Assets</b>			283,518		233,256
<b>Total Assets less Current Liabilities</b>			781,000		715,565
<b>NET ASSETS</b>			781,000		715,565
<b>Funds</b>					
Restricted funds	15		5,333		15,933
Unrestricted funds			683,526		659,775
Designated funds			92,141		39,857
			781,000		715,565
	16		781,000		715,565
			781,000		715,565

As Approved on: 13.09.23

By: 

## Hope Park Charitable Trust

### Notes to the Financial Statements for the year ended 31 March 2023

#### 1 Accounting Policies

##### General

The financial statements have been prepared in accordance with Accounting and Reporting by Charities: Statement of Recommended Practice applicable to charities in preparing their accounts in accordance with the Financial Reporting Standard applicable in the UK and Republic of Ireland (FRS 102) (effective 1 January 2015) - (Charities SORP (FRS 102)), the Financial Reporting Standard applicable in the UK and Republic of Ireland (FRS 102). The charity meets the definition of a public benefit entity under FRS102. Assets and liabilities are initially recognised at historical cost or transaction value unless otherwise stated in the relevant accounting policy note (s).

##### Tangible Fixed Assets and Depreciation

All tangible fixed assets are stated at cost less depreciation. Freehold land and buildings are maintained in a good state of repair and in the opinion of the Trustees the realisable value of the land and buildings is not less than the book value. Consequently no depreciation has been provided on freehold land and buildings. All other assets are depreciated at the following rates:-

Vehicles, plant and machinery - 20% reducing balance

##### Income

Income is accounted for on a receivable basis. Where income is received for a specific purpose, as defined by the donor, this income is classed as restricted. Income received towards the general objects of the charity is classed as unrestricted.

##### Expenditure

Expenditure is accounted for on an accruals basis. Where it relates to a specific project it is allocated to that project as restricted expenditure. Expenditure that relates to the objects of the charity is classified as charitable activities. Any legal or professional costs are classified as governance costs. The costs of generating funds are separately indentified.

##### Funds

General funds are those where no restrictions have been placed upon the specific spending of the funds by the donor. Designated funds are those funds where the directors have chosen to earmark general funds for a specific purpose. Restricted funds are those funds where the donation is received for a specific purpose as set out by the donor.

#### 2 Payment to Accountants

The payment to the accounts included in the expenditure is split as follows:

	2023	2022
	£	£
Payment for preparation of accounts	575	550
Payment for Independent Examination	300	300
	<u>875</u>	<u>850</u>

Hope Park Charitable Trust

Notes to the Financial Statements  
for the year ended  
31 March 2023

	31 March 2023				31 March 2022
	Restricted £	Unrestricted £	Designated £	Total £	
<b>3 Donations and gifts</b>					
Donations	-	327	41,418	41,745	16,808
	-	327	41,418	41,745	16,808
<b>4 Legacies receivable</b>					
Memorial Seats	-	-	1,384	1,384	3,027
	-	-	1,384	1,384	3,027
<b>5 Grants receivable</b>					
Cumbria County Council	-	-	-	-	28,730
	-	-	-	-	28,730
<b>6 Other trading activities</b>					
License fee and rent	-	179,050	-	179,050	172,337
Squirrel / bird feeding station income	-	362	-	362	379
Sale of assets / scrap	-	68	-	68	83
Hire of park	-	901	-	901	899
Invoice reimbursements	-	-	-	-	1,285
	-	180,381	-	180,381	174,983
<b>7 Investment income</b>					
Bank interest received	-	-	48	48	2
	-	-	48	48	2
<b>8 Charitable activities</b>					
Staff costs and uniforms	-	67,844	-	67,844	60,711
KTC recharge of admin cost: (see note 9)	-	26,685	-	26,685	26,098
Health and safety costs	-	680	-	680	133
Telephone	-	288	-	288	335
Advertising and PR	-	333	-	333	-
Web, internet and computer	-	917	-	917	911
Golf equipment and tools	-	1,045	-	1,045	443
Motor vehicle expenses	-	2,471	-	2,471	2,491
Contingency	-	1,500	-	1,500	600
Water rates and trade refuse	-	1,140	-	1,140	1,459
Insurance	-	3,312	-	3,312	3,608
Repairs and maintenance	-	14,683	1,000	15,683	11,994
Climate change costs	-	429	-	429	99
Light and heat	-	826	-	826	1,067
Plant production, trees and bird feed	-	5,993	-	5,993	4,594
Memorial seats and plaques	-	-	100	100	77
Materials	-	1,523	-	1,523	1,060
Max statue expenditure	-	-	9,382	9,382	3,616
Woodland walk expenditure	10,600	-	-	10,600	12,797
Signs expense	-	350	-	350	347
Interest and charges	-	-	-	-	531
<i>Depreciation</i>					
Plant and machinery	-	3,107	-	3,107	3,659
Fixtures and Fittings	-	1,406	-	1,406	1,562
Motor Vehicles	-	6,988	-	6,988	2,620
Office Equipment	-	222	-	222	91
Loss / (Profit) on disposal of fixed assets	-	(5,626)	-	(5,626)	10
Independent Examiners Fee	-	875	-	875	850
Professional fees	-	50	-	50	-
	10,600	137,041	10,482	158,123	141,763

**Hope Park Charitable Trust**

**Notes to the Financial Statements  
for the year ended  
31 March 2023**

**9 Breakdown of Keswick Town Council Recharges**

	31 March 2023	31 March 2022
	£	£
Salaries, National insurance and Pension	21,698	21,412
Pension to Former Employee	219	283
Staff Expenses	36	-
Staff Recruitment Costs		-
Payroll Outsource Costs	63	62
Rent	1,414	1,420
Building Service Costs	1,374	1,053
Insurance	172	173
Repairs	3	18
Subscriptions	188	174
Stationery and Printing	174	172
Postage	86	63
Photocopier Lease and Charges	341	345
Computer Maintenance	504	436
Website and Internet Costs	122	120
Telephone	91	98
Health and Safety	6	10
Office Equipment and Fittings	40	57
Council Chamber Expenditure	6	99
Conferences / Training	148	103
	<u>26,685</u>	<u>26,098</u>

**10 Employee Remuneration**

	31 March 2023	31 March 2022
Staff costs and uniforms		
Gross salaries	66,093	58,975
Other staff and recruitment costs	267	358
Training and workwear	1,484	1,378
	<u>67,844</u>	<u>60,711</u>

No employee earned £60,000 or more.

The average number of staff employed by the trust during the year was as follows;

	31 March 2023	31 March 2022
	No.	No.
<b>Staff numbers</b>		
Gardeners and groundsmen	2.70	2.70
Administration	0.40	0.40
	<u>3.10</u>	<u>3.10</u>

**11 Trustee Remuneration and Expenses**

No remuneration directly or indirectly out of the funds of the charity was paid or payable for the year to any trustee or to any person or persons known to be connected with any of them.

No reimbursement of expenses has been made or is due to be made to any of the trustees in respect of the year.

**Hope Park Charitable Trust**

**Notes to the Financial Statements  
for the year ended  
31 March 2023**

**12 Tangible Fixed Assets**

	Land and Buildings £	Plant and Machinery £	Fixtures and Fittings £	Motor Vehicles £	Total £
<b>COST</b>					
At 1 April 2022	450,589	48,766	28,539	39,450	567,344
Additions	-	3,485	784	27,000	31,269
Disposals	-	7,010	-	(15,850)	(22,860)
At 31 March 2023	<u>450,589</u>	<u>45,241</u>	<u>29,323</u>	<u>50,600</u>	<u>575,753</u>
<b>DEPRECIATION</b>					
At 1 April 2022	-	33,772	22,291	28,972	85,035
Charge for year	-	3,328	1,406	6,988	11,722
Eliminated on disposals	-	5,172	-	(13,314)	(18,486)
At 31 March 2023	<u>-</u>	<u>31,928</u>	<u>23,697</u>	<u>22,646</u>	<u>78,271</u>
<b>NET BOOK VALUE</b>					
At 31 March 2023	<u>450,589</u>	<u>13,313</u>	<u>5,626</u>	<u>27,954</u>	<u>497,482</u>
At 31 March 2022	<u>450,589</u>	<u>14,994</u>	<u>6,248</u>	<u>10,478</u>	<u>482,309</u>

<b>13 Debtors</b>	31 March 2023 £	31 March 2022 £
Other debtors	67	301
Prepayments	-	-
	<u>67</u>	<u>301</u>

<b>14 Creditors: amounts falling due within one year</b>	31 March 2023 £	31 March 2022 £
Trade creditors	1,562	2,486
HP Liability	-	-
Other taxation & social security	50	2
Accruals	1,473	5,004
Owed to KTC	29,632	29,119
	<u>32,717</u>	<u>36,611</u>

Hope Park Charitable Trust

Notes to the Financial Statements  
for the year ended  
31 March 2023

15 Funds

	At 1 April 2022 £	Incoming Resources £	Outgoing Resources £	Transfers £	At 31 March 2023 £
<b>Restricted Funds</b>					
CCC Woodland Walk	15,933	-	(10,600)	-	5,333
	<u>15,933</u>	<u>-</u>	<u>(10,600)</u>	<u>-</u>	<u>5,333</u>
<b>Designated Funds</b>					
Building Fund	5,519	-	1,000	11,000	15,519
Equipment and Development Fund	23,974	48	-	9,700	33,722
Memorial Seats and Trees	3,879	1,384	(100)	(784)	4,379
Max Statue Fund	6,485	41,418	(9,382)	0	38,521
	<u>39,857</u>	<u>42,850</u>	<u>(10,482)</u>	<u>19,916</u>	<u>92,141</u>

Note: the transfers from Memorial Seats and Trees to the general reserves are to cover the cost of fixed asset purchases to be met by those funds, that have been added to the general reserves.

Funds Comparative Year Ended 31 March 2022

	At 1 April 2021 £	Incoming Resources £	Outgoing Resources £	Transfers £	At 31 March 2022 £
<b>Restricted Funds</b>					
CCC Woodland Walk	-	28,730	(12,797)	-	15,933
	<u>-</u>	<u>28,730</u>	<u>(12,797)</u>	<u>-</u>	<u>15,933</u>
<b>Designated Funds</b>					
Building Fund	4,519	-	-	1,000	5,519
Equipment and Development Fund	17,172	2	-	6,800	23,974
Memorial Seats and Trees	4,404	3,027	(77)	(3,475)	3,879
Max Statue Fund	-	14,901	(3,616)	(4,800)	6,485
	<u>26,095</u>	<u>17,930</u>	<u>(3,693)</u>	<u>(475)</u>	<u>39,857</u>

## Hope Park Charitable Trust

### Notes to the Financial Statements for the year ended 31 March 2023

#### 16 Net Assets by fund

	Restricted £	Unrestricted £	Designated £	Total £
Tangible fixed assets	-	497,482	-	497,482
Current assets	5,333	218,761	92,141	316,235
Creditors: amounts falling due within one year	-	(32,717)	-	(32,717)
<b>Total net assets</b>	<b>5,333</b>	<b>683,526</b>	<b>92,141</b>	<b>781,000</b>

#### Net Assets by fund Comparative Year Ended 31 March 2022

	Restricted £	Unrestricted £	Designated £	Total £
Tangible fixed assets	-	482,309	-	482,309
Current assets	15,933	214,077	39,857	269,867
Creditors: amounts falling due within one year	-	(36,611)	-	- 36,611
<b>Total net assets</b>	<b>15,933</b>	<b>659,775</b>	<b>39,857</b>	<b>715,565</b>

**HOPE PARK**


England & Wales - Charity number 503465

---

# Accounts

---

**Hope Park Charitable Trust**  
**Report of the Directors and Trustees**  
**and Financial Statements for the year ended**  
**31 March 2022**



**Keswick**  
**ACCOUNTANTS**

---

**Hope Park Charitable Trust**

**Index to the Financial Statements  
for the year ended  
31 March 2022**

	Page
Charity Information	1
Trustees' Report	2
Independent Examiner's Report	4
Statement of Financial Activities	5
Statement of Financial Activities Comparative	6
Balance Sheet	7
Notes to the Financial Statements	8 - 13

**Hope Park Charitable Trust**

**Charity Information  
for the year ended  
31 March 2022**

**DIRECTORS  
AND  
TRUSTEES:**

Cllr A Boardman  
Cllr D S Burn  
Cllr M Campbell-Savours  
Cllr A Daniels  
Cllr A B Dunn  
Cllr S Harwood  
Cllr S Lansbury  
Cllr A Lywood  
Cllr D Miller  
Cllr A G Paxon  
Cllr P Terry  
Cllr P C Titley

**CHIEF EXECUTIVE OFFICER:**

Miss Vivien Little

**BUSINESS ADDRESS**

50 Main Street  
Keswick  
Cumbria  
CA12 5JS

**CHARITY NUMBER:**

503465

**ACCOUNTANT AND  
INDEPENDENT EXAMINER**

Frances Clark ACA  
Keswick Accountants  
Appleside  
4 Leonard Street  
Keswick  
Cumbria  
CA12 4EJ

## **Hope Park Charitable Trust**

### **Report of the Trustees for the year ended 31 March 2022**

The Trustees present their report together with the financial statements of the Charity for the year ended 31 March 2022.

The accounts have been prepared in accordance with the Charities Act 2011, and the Accounting and Reporting by Charities: Statement of Recommended Practice (SORP) applicable to charities preparing their accounts in accordance with the Financial Reporting Standard applicable in the UK and Republic of Ireland (FRS 102) (effective 1 January 2015).

#### **Governing Document**

The Hope Park Trust is a charitable Trust governed by a trust Deed dated 10 June 1974.

#### **Objectives**

The provision and maintenance of a public park and recreation ground for use of the inhabitants of, and visitors to, the town of Keswick without the distinction of political, religious or other opinions, with the object of improving the conditions of life for the said inhabitants.

#### **Trustees**

The Trustees who acted during the period were as follows:

Cllr A Boardman  
Cllr D S Burn  
Cllr M Campbell-Savours  
Cllr A Daniels  
Cllr A B Dunn  
Cllr S Harwood  
Cllr S Lansbury  
Cllr A Lywood  
Cllr D Miller  
Cllr A G Paxon  
Cllr P Terry  
Cllr P C Titley

#### **Management Structure**

In 1974 Keswick Town Council was conveyed the Park on trust for the people of Keswick. It is therefore a given that once democratically elected as a Town Councillor, the duty of Trustee forms part of that role. The recruitment process is therefore according to the Local Government Act 1972; Representation of the People Act 1983 as amended by the Representation of the People Act 1985, and Local Elections (Parishes and Communities) Rules 1986, amended 1999.

## Hope Park Charitable Trust

**Report of the Trustees, contd.  
for the year ended  
31 March 2022**

### **Review of the Development, Activities and Achievements of the Charity**

During the year the Trust carried on with its objectives of running and maintaining the park for the benefit of the people of Keswick. The running of the games and refreshment facilities were provided by a third party contractor.

### **Finances**

During the year the Trust had net incoming resources of £81,787. When added to brought forward reserves of £633,778, the closing reserves were £715,565. Of this, £482,309 are fixed assets, including the value of the cafe and new staff accommodation and equipment. The year end revenue fund balance is £233,256 of which £39,857 are designated funds and £15,933 are restricted funds.

### **Reserves Policy**

The Trust has £177,466 of unrestricted revenue reserves. Ideally the level of reserves would represent 6 months of the previous years running costs which is in the region of £75,000. The total of unrestricted reserves is £659,775. Further reserves are held in the Building Fund and Development & Equipment Fund (designated funds) in case of unforeseen circumstances, such as flooding or other natural disaster to cover uninsurable losses e.g. open space, as well as provision for ongoing improvements and upgrades of the Trusts equipment and assets.

### **Investment Policy**

The building fund and development and equipment fund earn interest during the year.

### **Risk Assessment**

An annual risk assessment is carried out identifying insurance and other risks, current arrangements for managing these and any other action required. Insurances are put in place where possible to mitigate any financial losses.



**ON BEHALF OF THE TRUSTEES**

## Hope Park Charitable Trust

### Independent Examiners Report for the year ended 31 March 2022

I report on the accounts for the Trust for the year ended 31 March 2022 which are set out on pages 5 - 13.

#### **Respective responsibilities of trustees and examiner**

The charity's trustees are responsible for the preparation of the accounts. The charity's trustees consider that an audit is not required for this year, under section 144(2) of the Charities Act 2011 (the 2011 Act), and that an independent examiners report is needed.

It is my responsibility to:

- examine the accounts under section 145 of the 2011 Act;
- to follow the procedures laid down in the General Directions given by the Charity Commission under section 145(5)(b) of the 2011 Act; and
- to state whether particular matters have come to my attention.

#### **Basis of independent examiners report**

My examination was carried out in accordance with the General Directions given by the Charity Commissioners. An examination includes a review of accounting records kept by the charity and a comparison of the accounts presented with these records. It also includes consideration of any unusual items or disclosures in the accounts, and seeking explanations from you as trustees concerning any such matters. The procedures undertaken do not provide all the evidence that would be required in an audit and, consequently, I do not express an audit opinion on the view given by the accounts.

#### **Independent examiners' statement**

In connection with my examination, no matter has come to my attention:

(1) which gives me reasonable cause to believe that, in any material respect, the requirements to:

- keep accounting records in accordance with s130 of the 2011 Act; and
- to prepare accounts which accord with the accounting records and to comply with the accounting requirements of the 2011 Act

have not been met;

or

(2) to which, in my opinion, attention should be drawn in order to enable a proper understanding of the accounts to be reached.

Frances Clark ACA  
Keswick Accountants  
Appleside  
4 Leonard Street  
Keswick  
Cumbria CA12 4EJ

Hope Park Charitable Trust

Statement of Financial Activities  
for the year ended  
31 March 2022

	Notes	31 March 2022			Total £	31 March 2021
		Restricted Funds £	Unrestricted Funds £	Designated Funds £		Total £
<b>INCOME</b>						
<b>Donations and legacies</b>						
Donations and gifts	3	-	1,907	14,901	16,808	430
Legacies receivable	4	-	-	3,027	3,027	6,191
Grants receivable	5	28,730	-	-	28,730	10,000
<b>Income from charitable activities</b>						
Primary Purpose Trading		-	-	-	-	-
<b>Other Trading Activities</b>						
	6	-	174,983	-	174,983	88,266
<b>Income from investments</b>						
	7	-	-	2	2	16
<b>Total income</b>		<b>28,730</b>	<b>176,890</b>	<b>17,930</b>	<b>223,550</b>	<b>104,903</b>
<b>EXPENDITURE</b>						
<b>Expenditure on charitable activities</b>	8	<b>12,797</b>	<b>125,273</b>	<b>3,693</b>	<b>141,763</b>	<b>130,606</b>
<b>Total expenditure</b>		<b>12,797</b>	<b>125,273</b>	<b>3,693</b>	<b>141,763</b>	<b>130,606</b>
<b>Net incoming / (outgoing) resources</b>		<b>15,933</b>	<b>51,617</b>	<b>14,237</b>	<b>81,787</b>	<b>(25,703)</b>
<b>Unrealised gain on revaluation of tangible fixed assets</b>		<b>-</b>	<b>-</b>	<b>-</b>	<b>-</b>	<b>-</b>
<b>Net movement in funds</b>		<b>15,933</b>	<b>51,617</b>	<b>14,237</b>	<b>81,787</b>	<b>(25,703)</b>
Total funds brought forward		-	607,683	26,095	633,778	659,481
Transfers between funds		-	475	(475)	-	-
<b>Total funds carried forward</b>	15	<b>15,933</b>	<b>659,775</b>	<b>39,857</b>	<b>715,565</b>	<b>633,778</b>
<b>Funds carried forward as follows:-</b>						
<b>Revenue Funds</b>		<b>15,933</b>	<b>177,466</b>	<b>39,857</b>	<b>233,256</b>	<b>146,221</b>
<b>Fixed Asset Funds</b>		<b>-</b>	<b>482,309</b>	<b>-</b>	<b>482,309</b>	<b>487,557</b>
		<b>15,933</b>	<b>659,775</b>	<b>39,857</b>	<b>715,565</b>	<b>633,778</b>

The notes form part of these financial statements

Hope Park Charitable Trust

Statement of Financial Activities  
Comparative  
31 March 2021

	31 March 2021			
	Restricted Funds £	Unrestricted Funds £	Designated Funds £	Total £
<b>INCOME</b>				
<b>Donations and legacies</b>				
Donations and gifts	-	430	-	430
Legacies receivable	-	-	6,191	-
Grants receivable	-	10,000	-	10,000
<b>Income from charitable activities</b>				
Primary Purpose Trading	-	-	-	-
<b>Other Trading Activities</b>	-	88,266	-	88,266
<b>Income from investments</b>	-	-	16	-
<b>Total income</b>	-	98,696	6,207	98,696
<b>EXPENDITURE</b>				
<b>Expenditure on charitable activities</b>	-	125,205	5,401	130,606
<b>Total expenditure</b>	-	125,205	5,401	130,606
<b>Net incoming / (outgoing) resources</b>	-	(26,509)	806	(31,910)
Total funds brought forward	-	630,763	28,718	659,481
Transfers between funds	-	3,429	(3,429)	-
<b>Total funds carried forward</b>	-	607,683	26,095	627,571
<b>Funds carried forward as follows:-</b>				
<b>Revenue Funds</b>	-	120,126	26,095	146,221
<b>Fixed Asset Funds</b>		487,557		487,557
	-	607,683	26,095	633,778

The notes form part of these financial statements

Hope Park Charitable Trust

Balance Sheet  
as at  
31 March 2022

	Notes	31 March 2022		31 March 2021	
		£	£	£	£
<b>Fixed Assets</b>					
Tangible fixed assets	12		482,309		487,557
			<hr/>		<hr/>
			482,309		487,557
<b>Current Assets</b>					
Debtors	13	301		221	
Cash at bank and in hand		269,566		191,784	
		<hr/>		<hr/>	
		269,867		192,005	
<b>Creditors: amounts falling due within one year</b>					
Creditors and accruals	14	36,611		45,784	
		<hr/>		<hr/>	
<b>Net Current Assets</b>			233,256		146,221
			<hr/>		<hr/>
<b>Total Assets less Current Liabilities</b>			715,565		633,778
			<hr/>		<hr/>
<b>NET ASSETS</b>			715,565		633,778
			<hr/> <hr/>		<hr/> <hr/>
<b>Funds</b>					
Restricted funds	15	15,933		-	
Unrestricted funds		659,775		607,683	
Designated funds		39,857		26,095	
		<hr/>		<hr/>	
	16		715,565		633,778
			<hr/> <hr/>		<hr/> <hr/>

As Approved on: 14.07.22

By: 

## Hope Park Charitable Trust

### Notes to the Financial Statements

for the year ended

31 March 2022

#### 1 Accounting Policies

##### General

The financial statements have been prepared in accordance with Accounting and Reporting by Charities: Statement of Recommended Practice applicable to charities in preparing their accounts in accordance with the Financial Reporting Standard applicable in the UK and Republic of Ireland (FRS 102) (effective 1 January 2015) - (Charities SORP (FRS 102)), the Financial Reporting Standard applicable in the UK and Republic of Ireland (FRS 102). The charity meets the definition of a public benefit entity under FRS102. Assets and liabilities are initially recognised at historical cost or transaction value unless otherwise stated in the relevant accounting policy note (s).

##### Tangible Fixed Assets and Depreciation

All tangible fixed assets are stated at cost less depreciation. Freehold land and buildings are maintained in a good state of repair and in the opinion of the Trustees the realisable value of the land and buildings is not less than the book value. Consequently no depreciation has been provided on freehold land and buildings.

All other assets are depreciated at the following rates:-

Vehicles, plant and machinery - 20% reducing balance

##### Income

Income is accounted for on a receivable basis. Where income is received for a specific purpose, as defined by the donor, this income is classed as restricted. Income received towards the general objects of the charity is classed as unrestricted.

##### Expenditure

Expenditure is accounted for on an accruals basis. Where it relates to a specific project it is allocated to that project as restricted expenditure. Expenditure that relates to the objects of the charity is classified as charitable activities. Any legal or professional costs are classified as governance costs. The costs of generating funds are separately identified.

##### Funds

General funds are those where no restrictions have been placed upon the specific spending of the funds by the donor. Designated funds are those funds where the directors have chosen to earmark general funds for a specific purpose. Restricted funds are those funds where the donation is received for a specific purpose as set out by the donor.

#### 2 Payment to Accountants

The payment to the accounts included in the expenditure is split as follows:

	2022	2021
	£	£
Payment for preparation of accounts	550	500
Payment for Independent Examination	300	250
	<u>850</u>	<u>750</u>

Hope Park Charitable Trust

Notes to the Financial Statements  
for the year ended  
31 March 2022

	31 March 2022				31 March 2021
	Restricted £	Unrestricted £	Designated £	Total £	
<b>3 Donations and gifts</b>					
Donations	-	1,907	14,901	16,808	430
	-	1,907	14,901	16,808	430
<b>4 Legacies receivable</b>					
Memorial Seats	-	-	3,027	3,027	6,191
	-	-	3,027	3,027	6,191
<b>5 Grants receivable</b>					
Keswick Town Council	-	-	-	-	10,000
Cumbria County Council	28,730	-	-	28,730	-
	28,730	-	-	28,730	10,000
<b>6 Other trading activities</b>					
License fee and rent	-	172,337	-	172,337	85,521
Squirrel / bird feeding station income	-	379	-	379	265
Sale of assets / scrap	-	83	-	83	-
Hire of park	-	899	-	899	-
Recharges to Fitz Park Trust	-	-	-	-	-
Invoice reimbursements	-	1,285	-	1,285	2,480
	-	174,983	-	174,983	88,266
<b>7 Investment income</b>					
Bank interest received	-	-	2	2	16
	-	-	2	2	16
<b>8 Charitable activities</b>					
Staff costs and uniforms	-	60,711	-	60,711	67,202
KTC recharge of admin costs (see note 9)	-	26,098	-	26,098	24,931
Health and safety costs	-	133	-	133	549
Telephone	-	335	-	335	250
Donations	-	-	-	-	260
Web, internet and computer	-	911	-	911	679
Golf equipment and tools	-	443	-	443	637
Motor vehicle expenses	-	2,491	-	2,491	2,007
Contingency	-	600	-	600	-
Water rates and trade refuse	-	1,459	-	1,459	1,112
Insurance	-	3,608	-	3,608	3,576
Repairs and maintenance	-	11,994	-	11,994	4,542
Climate change costs	-	99	-	99	-
Light and heat	-	1,067	-	1,067	927
Plant production, trees and bird feed	-	4,594	-	4,594	4,351
Flood defence work	-	-	-	-	-
Memorial seats and plaques	-	-	77	77	33
Materials	-	1,060	-	1,060	1,373
Max statue expenditure	-	-	3,616	3,616	-
Woodland walk expenditure	12,797	-	-	12,797	-
Signs expense	-	347	-	347	37
Development costs	-	-	-	-	5,368
Interest and charges	-	531	-	531	-
<i>Depreciation</i>					
Plant and machinery	-	3,659	-	3,659	4,267
Fixtures and Fittings	-	1,562	-	1,562	1,584
Motor Vehicles	-	2,620	-	2,620	5,655
Office Equipment	-	91	-	91	113
Loss / (Profit) on disposal of fixed assets	-	10	-	10	403
Independent Examiners Fee	-	850	-	850	750
	12,797	125,273	3,693	141,763	130,606

## Hope Park Charitable Trust

### Notes to the Financial Statements for the year ended 31 March 2022

#### 9 Breakdown of Keswick Town Council Recharges

	31 March 2022	31 March 2021
	£	£
Salaries, National insurance and Pension	21,412	20,231
Pension to Former Employee	283	281
Staff Expenses	-	12
Staff Recruitment Costs	-	194
Payroll Outsource Costs	62	64
Rent	1,420	1,420
Building Service Costs	1,053	1,000
Insurance	173	167
Repairs	18	2
Subscriptions	174	163
Stationery and Printing	172	179
Postage	63	63
Photocopier Lease and Charges	345	328
Computer Maintenance	436	390
Website and Internet Costs	120	131
Telephone	98	80
Health and Safety	10	47
Office Equipment and Fittings	57	29
Council Chamber Expenditure	99	-
Conferences / Training	103	150
	<u>26,098</u>	<u>24,931</u>

#### 10 Employee Remuneration

##### Staff costs and uniforms

	31 March 2022	31 March 2021
Gross salaries	58,975	66,402
Other staff and recruitment costs	358	-
Training and workwear	1,378	800
	<u>60,711</u>	<u>67,202</u>

No employee earned £60,000 or more.

The average number of staff employed by the trust during the year was as follows;

	31 March 2022	31 March 2021
	No.	No.
<b>Staff numbers</b>		
Gardeners and groundsmen	2.70	2.70
Administration	0.40	0.40
	<u>3.10</u>	<u>3.10</u>

#### 11 Trustee Remuneration and Expenses

No remuneration directly or indirectly out of the funds of the charity was paid or payable for the year to any trustee or to any person or persons known to be connected with any of them.

No reimbursement of expenses has been made or is due to be made to any of the trustees in respect of the year.

Hope Park Charitable Trust

Notes to the Financial Statements  
for the year ended  
31 March 2022

12 Tangible Fixed Assets

	Land and Buildings £	Plant and Machinery £	Fixtures and Fittings £	Motor Vehicles £	Total £
<b>COST</b>					
At 1 April 2021	450,589	47,547	27,064	40,185	565,385
Additions	-	1,219	1,475	-	2,694
Disposals	-	-	-	(735)	(735)
At 31 March 2022	450,589	48,766	28,539	39,450	567,344
<b>DEPRECIATION</b>					
At 1 April 2021	-	30,022	20,729	27,077	77,828
Charge for year	-	3,750	1,562	2,620	7,932
Eliminated on disposals	-	-	-	(725)	(725)
At 31 March 2022	-	33,772	22,291	28,972	85,035
<b>NET BOOK VALUE</b>					
At 31 March 2022	450,589	14,994	6,248	10,478	482,309
At 31 March 2021	450,589	17,525	6,335	13,108	487,557

13 Debtors

	31 March 2022 £	31 March 2021 £
Other debtors	301	206
Prepayments	-	-
	<u>301</u>	<u>221</u>

14 Creditors: amounts falling due within one year

	31 March 2022 £	31 March 2021 £
Trade creditors	2,486	3,098
HP Liability	-	5,862
Other taxation & social security	2	-
Accruals	5,004	1,800
Owed to KTC	29,119	35,024
	<u>36,611</u>	<u>45,784</u>

**Hope Park Charitable Trust**

**Notes to the Financial Statements  
for the year ended  
31 March 2022**

**15 Funds**

	At 1 April 2021 £	Incoming Resources £	Outgoing Resources £	Transfers £	At 31 March 2022 £
<b>Restricted Funds</b>					
CCC Woodland Walk	-	28,730	(12,797)	-	15,933
	-	28,730	(12,797)	-	15,933
<b>Designated Funds</b>					
Building Fund	4,519	-	-	1,000	5,519
Equipment and Development Fund	17,172	2	-	6,800	23,974
Memorial Seats and Trees	4,404	3,027	(77)	(3,475)	3,879
Max Statue Fund	-	14,901	(3,616)	(4,800)	6,485
	26,095	17,930	(3,693)	(475)	39,857

Note: the transfers from Memorial Seats and Trees to the general reserves are to cover the cost of fixed asset purchases to be met by those funds, that have been added to the general reserves.

**Funds Comparative Year Ended 31 March 2021**

	At 1 April 2020 £	Incoming Resources £	Outgoing Resources £	Transfers £	At 31 March 2021 £
<b>Restricted Funds</b>					
	-	-	-	-	-
<b>Designated Funds</b>					
Building Fund	4,519	-	-	-	4,519
Equipment and Development Fund	22,524	16	(5,368)	-	17,172
Memorial Seats and Trees	1,675	6,191	(33)	(3,429)	4,404
	28,718	6,207	(5,401)	(3,429)	26,095

**Hope Park Charitable Trust**

**Notes to the Financial Statements  
for the year ended  
31 March 2022**

**16 Net Assets by fund**

	Restricted £	Unrestricted £	Designated £	Total £
Tangible fixed assets	-	482,309	-	482,309
Current assets	15,933	214,077	39,857	269,867
Creditors: amounts falling due within one year	-	(36,611)	-	(36,611)
<b>Total net assets</b>	<b>15,933</b>	<b>659,775</b>	<b>39,857</b>	<b>715,565</b>

**Net Assets by fund Comparative Year Ended 31 March 2021**

	Restricted £	Unrestricted £	Designated £	Total £
Tangible fixed assets	-	487,557	-	487,557
Current assets	-	165,910	26,095	192,005
Creditors: amounts falling due within one year	-	45,784	-	(45,784)
<b>Total net assets</b>	<b>-</b>	<b>699,251</b>	<b>26,095</b>	<b>633,778</b>

**HOPE PARK**


England & Wales - Charity number 503465

---

# Accounts

---

**Hope Park Charitable Trust**  
**Report of the Directors and Trustees**  
**and Financial Statements for the year ended**  
**31 March 2021**



**Keswick**  
**ACCOUNTANTS**

---

**Hope Park Charitable Trust**

**Index to the Financial Statements  
for the year ended  
31 March 2021**

	Page
Charity Information	1
Trustees' Report	2
Independent Examiner's Report	4
Statement of Financial Activities	5
Statement of Financial Activities Comparative	6
Balance Sheet	7
Notes to the Financial Statements	8 - 12

**Hope Park Charitable Trust**

**Charity Information  
for the year ended  
31 March 2021**

**DIRECTORS  
AND  
TRUSTEES:**

Cllr A Boardman  
Cllr D S Burn  
Cllr M Campbell-Savours  
Cllr A Daniels  
Cllr A B Dunn  
Cllr S Harwood  
Cllr S Lansbury  
Cllr A Lywood  
Cllr D Miller  
Cllr A G Paxon  
Cllr P Terry  
Cllr P C Titley

**CHIEF EXECUTIVE OFFICER:**

Mrs L Walker

**BUSINESS ADDRESS**

50 Main Street  
Keswick  
Cumbria  
CA12 5JS

**CHARITY NUMBER:**

503465

**ACCOUNTANT AND  
INDEPENDENT EXAMINER**

Frances Clark ACA  
Keswick Accountants  
Appleside  
4 Leonard Street  
Keswick  
Cumbria  
CA12 4EJ

## **Hope Park Charitable Trust**

### **Report of the Trustees for the year ended 31 March 2021**

The Trustees present their report together with the financial statements of the Charity for the year ended 31 March 2021.

The accounts have been prepared in accordance with the Charities Act 2011, and the Accounting and Reporting by Charities: Statement of Recommended Practice (SORP) applicable to charities preparing their accounts in accordance with the Financial Reporting Standard applicable in the UK and Republic of Ireland (FRS 102) (effective 1 January 2015).

### **Governing Document**

The Hope Park Trust is a charitable Trust governed by a trust Deed dated 10 June 1974.

### **Objectives**

The provision and maintenance of a public park and recreation ground for use of the inhabitants of, and visitors to, the town of Keswick without the distinction of political, religious or other opinions, with the object of improving the conditions of life for the said inhabitants.

### **Trustees**

The Trustees who acted during the period were as follows:

Cllr A Boardman  
Cllr D S Burn  
Cllr M Campbell-Savours  
Cllr A Daniels  
Cllr A B Dunn  
Cllr S Harwood  
Cllr S Lansbury  
Cllr A Lywood  
Cllr D Miller  
Cllr A G Paxon  
Cllr P Terry  
Cllr P C Titley

### **Management Structure**

In 1974 Keswick Town Council was conveyed the Park on trust for the people of Keswick. It is therefore a given that once democratically elected as a Town Councillor, the duty of Trustee forms part of that role. The recruitment process is therefore according to the Local Government Act 1972; Representation of the People Act 1983 as amended by the Representation of the People Act 1985, and Local Elections (Parishes and Communities) Rules 1986, amended 1999.

**Hope Park Charitable Trust**

**Report of the Trustees, contd.  
for the year ended  
31 March 2021**

**Review of the Development, Activities and Achievements of the Charity**

During the year the Trust carried on with its objectives of running and maintaining the park for the benefit of the people of Keswick. The running of the games and refreshment facilities were provided by a third party contractor.

**Finances**

During the year the Trust had net outgoing resources of £25,703. When added to brought forward reserves of £659,481, the closing reserves were £633,778. Of this, £487,557 are fixed assets, including the value of the cafe and new staff accommodation and equipment. The year end revenue fund balance is £146,221 of which £26,095 are designated funds.

**Reserves Policy**

The Trust has £120,126 of unrestricted revenue reserves. Ideally the level of reserves would represent 6 months of the previous years running costs which is in the region of £75,000.

Historically the level of reserves has been increasing each year, however during the year ended 31st March 2021 the income to the Trust was affected by the impact of the COVID 19 pandemic, as reflected in the net outgoing resources of £25,703 for the year. However the historically strong financial position means the trust continues to have a good level of unrestricted reserves.

**Investment Policy**

The building fund and development and equipment fund earn interest during the year.

**Risk Assessment**

An annual risk assessment is carried out identifying insurance and other risks, current arrangements for managing these and any other action required. Insurances are put in place where possible to mitigate any financial losses.

**ON BEHALF OF THE TRUSTEES**

A handwritten signature in black ink, consisting of a large, stylized initial 'P' followed by a series of loops and a horizontal line extending to the right.

## Hope Park Charitable Trust

### Independent Examiners Report for the year ended 31 March 2021

I report on the accounts for the Trust for the year ended 31 March 2021 which are set out on pages 5 - 11.

#### **Respective responsibilities of trustees and examiner**

The charity's trustees are responsible for the preparation of the accounts. The charity's trustees consider that an audit is not required for this year, under section 144(2) of the Charities Act 2011 (the 2011 Act), and that an independent examiners report is needed.

It is my responsibility to:

- examine the accounts under section 145 of the 2011 Act;
- to follow the procedures laid down in the General Directions given by the Charity Commission under section 145(5)(b) of the 2011 Act; and
- to state whether particular matters have come to my attention.

#### **Basis of independent examiners report**

My examination was carried out in accordance with the General Directions given by the Charity Commissioners. An examination includes a review of accounting records kept by the charity and a comparison of the accounts presented with these records. It also includes consideration of any unusual items or disclosures in the accounts, and seeking explanations from you as trustees concerning any such matters. The procedures undertaken do not provide all the evidence that would be required in an audit and, consequently, I do not express an audit opinion on the view given by the accounts.

#### **Independent examiners' statement**

In connection with my examination, no matter has come to my attention:

- (1) which gives me reasonable cause to believe that, in any material respect, the requirements to:
- keep accounting records in accordance with s130 of the 2011 Act; and
  - to prepare accounts which accord with the accounting records and to comply with the accounting requirements of the 2011 Act
- have not been met;

or

- (2) to which, in my opinion, attention should be drawn in order to enable a proper understanding of the accounts to be reached.

Frances Clark ACA  
Keswick Accountants  
Appleside  
4 Leonard Street  
Keswick  
Cumbria CA12 4EJ

Hope Park Charitable Trust

Statement of Financial Activities  
for the year ended  
31 March 2021

	Notes	31 March 2021			31 March 2020
		Designate	Unrestricted	Total	Total
		£	£	£	£
<b>INCOME</b>					
<b>Donations and legacies</b>					
Donations and gifts	3	-	430	430	406
Legacies receivable	4	6,191	-	6,191	2,135
Grants receivable	5	-	10,000	10,000	-
<b>Income from charitable activities</b>					
Primary Purpose Trading		-	-	-	-
<b>Other Trading Activities</b>					
	6	-	88,266	88,266	173,409
<b>Income from investments</b>					
	7	16	-	16	43
<b>Total income</b>		<b>6,207</b>	<b>98,696</b>	<b>104,903</b>	<b>175,993</b>
<b>EXPENDITURE</b>					
<b>Expenditure on charitable activities</b>					
	8	5,401	125,205	130,606	138,219
<b>Total expenditure</b>		<b>5,401</b>	<b>125,205</b>	<b>130,606</b>	<b>138,219</b>
<b>Net incoming / (outgoing) resources</b>		<b>806</b>	<b>(26,509)</b>	<b>(25,703)</b>	<b>37,774</b>
Total funds brought forward		28,718	630,763	659,481	621,707
Transfers between funds		(3,429)	3,429	-	-
<b>Total funds carried forward</b>	15	<b>26,095</b>	<b>607,683</b>	<b>633,778</b>	<b>659,481</b>
<b>Funds carried forward as follows:-</b>					
Revenue Funds		26,095	120,126	146,221	166,880
Fixed Asset Funds		-	487,557	487,557	492,601
		<b>26,095</b>	<b>607,683</b>	<b>633,778</b>	<b>659,481</b>

The notes form part of these financial statements

**Hope Park Charitable Trust**

**Statement of Financial Activities  
Comparative  
31 March 2020**

	<b>31 March 2020</b>		
	Designate	Unrestricted	Total
	£	£	£
<b>INCOME</b>			
<b>Donations and legacies</b>			
Donations and gifts	-	406	406
Legacies receivable	2,135	-	2,135
<b>Income from charitable activities</b>			
Primary Purpose Trading	-	-	-
<b>Other Trading Activities</b>	-	173,409	173,409
<b>Income from investments</b>	43	-	43
<b>Total income</b>	<u>2,178</u>	<u>173,815</u>	<u>175,993</u>
<b>EXPENDITURE</b>			
<b>Expenditure on charitable activities</b>	3,322	134,897	138,219
<b>Total expenditure</b>	<u>3,322</u>	<u>134,897</u>	<u>138,219</u>
<b>Net incoming / (outgoing) resources</b>	<u>(1,144)</u>	<u>38,918</u>	<u>37,774</u>
Total funds brought forward	25,004	596,703	621,707
Transfers between funds	4,858	(4,858)	-
<b>Total funds carried forward</b>	<u>28,718</u>	<u>630,763</u>	<u>659,481</u>
<b>Funds carried forward as follows:-</b>			
Revenue Funds	28,718	138,162	166,880
Fixed Asset Funds		492,601	492,601
	<u>28,718</u>	<u>630,763</u>	<u>659,481</u>

The notes form part of these financial statements

**Hope Park Charitable Trust**

**Balance Sheet  
as at  
31 March 2021**

	Notes	31 March 2021		31 March 2020	
		£	£	£	£
<b>Fixed Assets</b>					
Tangible fixed assets	12		487,557		492,601
			<hr/>		<hr/>
			487,557		492,601
<b>Current Assets</b>					
Debtors	13	221		1,042	
Cash at bank and in hand		191,784		218,262	
		<hr/>		<hr/>	
		192,005		219,304	
<b>Creditors: amounts falling due within one year</b>					
Creditors and accruals	14	45,784		52,424	
		<hr/>		<hr/>	
<b>Net Current Assets</b>			146,221		166,880
			<hr/>		<hr/>
<b>Total Assets less Current Liabilities</b>			633,778		659,481
			<hr/>		<hr/>
<b>NET ASSETS</b>			633,778		659,481
			<hr/> <hr/>		<hr/> <hr/>
<b>Funds</b>					
Designated funds	15		26,095		28,718
Unrestricted funds			607,683		630,763
			<hr/>		<hr/>
	16		633,778		659,481
			<hr/> <hr/>		<hr/> <hr/>

As Approved on: 09.09.21

By: 



## Hope Park Charitable Trust

### Notes to the Financial Statements for the year ended 31 March 2021

#### 1 Accounting Policies

##### General

The financial statements have been prepared in accordance with Accounting and Reporting by Charities: Statement of Recommended Practice applicable to charities in preparing their accounts in accordance with the Financial Reporting Standard applicable in the UK and Republic of Ireland (FRS 102) (effective 1 January 2015) - (Charities SORP (FRS 102)), the Financial Reporting Standard applicable in the UK and Republic of Ireland (FRS 102). The charity meets the definition of a public benefit entity under FRS102. Assets and liabilities are initially recognised at historical cost or transaction value unless otherwise stated in the relevant accounting policy note (s).

##### Tangible Fixed Assets and Depreciation

All tangible fixed assets are stated at cost less depreciation. Freehold land and buildings are maintained in a good state of repair and in the opinion of the Trustees the realisable value of the land and buildings is not less than the book value. Consequently no depreciation has been provided on freehold land and buildings. All other assets are depreciated at the following rates:-

Vehicles, plant and machinery - 20% reducing balance

##### Income

Income is accounted for on a receivable basis. Where income is received for a specific purpose, as defined by the donor, this income is classed as restricted. Income received towards the general objects of the charity is classed as unrestricted.

##### Expenditure

Expenditure is accounted for on an accruals basis. Where it relates to a specific project it is allocated to that project as restricted expenditure. Expenditure that relates to the objects of the charity is classified as charitable activities. Any legal or professional costs are classified as governance costs. The costs of generating funds are separately identified.

##### Funds

General funds are those where no restrictions have been placed upon the specific spending of the funds by the donor. Designated funds are those funds where the directors have chosen to earmark general funds for a specific purpose. Restricted funds are those funds where the donation is received for a specific purpose as set out by the donor.

#### 2 Payment to Accountants

The payment to the accounts included in the expenditure is split as follows:

	2021	2020
	£	£
Payment for preparation of accounts	500	500
Payment for Independent Examination	250	250
	<u>750</u>	<u>750</u>

**Hope Park Charitable Trust**

**Notes to the Financial Statements  
for the year ended  
31 March 2021**

	31 March 2021			31 March 2020
	Designated £	Unrestricted £	Total £	
<b>3 Donations and gifts</b>				
Donations	-	430	430	406
	-	430	430	406
<b>4 Legacies receivable</b>				
Memorial Seats	6,191	-	6,191	2,135
	6,191	-	6,191	2,135
<b>5 Grants receivable</b>				
Keswick Town Council	-	10,000	10,000	-
	-	10,000	10,000	-
<b>6 Other trading activities</b>				
License fee and rent	-	85,521	85,521	169,086
Squirrel / bird feeding station income	-	265	265	282
Sale of assets / scrap	-	-	-	57
Hire of park	-	-	-	652
Recharges to Fitz Park Trust	-	-	-	3,332
Invoice reimbursements	-	2,480	2,480	-
	-	88,266	88,266	173,409
<b>7 Investment income</b>				
Bank interest received	16	-	16	43
	16	-	16	43
<b>8 Charitable activities</b>				
Staff costs and uniforms	-	67,202	67,202	65,627
KTC recharge of admin costs (see note 9)	-	24,931	24,931	23,490
Health and safety costs	-	549	549	652
Telephone	-	250	250	215
Advertising and PR	-	-	-	72
Donations	-	260	260	-
Web, internet and computer	-	679	679	852
Golf equipment and tools	-	637	637	966
Motor vehicle expenses	-	2,007	2,007	2,376
Contingency	-	-	-	1,500
Water rates and trade refuse	-	1,112	1,112	1,159
Insurance	-	3,576	3,576	4,182
Repairs and maintenance	-	4,542	4,542	10,553
Light and heat	-	927	927	1,178
Plant production, trees and bird feed	-	4,351	4,351	6,462
Memorial seats and plaques	33	-	33	32
Materials	-	1,373	1,373	1,363
Equipment costs	-	-	-	400
Signs expense	-	37	37	333
Development costs	5,368	-	5,368	2,890
<i>Depreciation</i>				
Plant and machinery	-	4,267	4,267	4,548
Fixtures and Fittings	-	1,584	1,584	1,123
Motor Vehicles	-	5,655	5,655	6,276
Office Equipment	-	113	113	142
Loss / (Profit) on disposal of fixed assets	-	403	403	1,078
Independent Examiners Fee	-	750	750	750
	5,401	125,205	130,606	138,219

**Hope Park Charitable Trust**

**Notes to the Financial Statements  
for the year ended  
31 March 2021**

**9 Breakdown of Keswick Town Council Recharges**

	31 March 2021	31 March 2020
	£	£
Salaries, National insurance and Pension	20,231	18,950
Pension to Former Employee	281	277
Staff Expenses	12	30
Staff Recruitment Costs	194	-
Payroll Outsource Costs	64	61
Rent	1,420	1,364
Building Service Costs	1,000	1,020
Insurance	167	118
Repairs	2	207
Subscriptions	163	158
Stationery and Printing	179	225
Postage	63	46
Photocopier Lease and Charges	328	312
Computer Maintenance	390	327
Website and Internet Costs	131	114
Telephone	80	88
Health and Safety	47	2
Office Equipment and Fittings	29	40
Council Chamber Expenditure	-	15
Conferences / Training	150	136
	<u>24,931</u>	<u>23,490</u>

**10 Employee Remuneration**

Staff costs and uniforms

	31 March 2021	31 March 2020
Gross salaries	66,402	64,171
Other staff and recruitment costs	-	187
Training and workwear	800	1,269
	<u>67,202</u>	<u>65,627</u>

No employee earned £60,000 or more.

The average number of staff employed by the trust during the year was as follows;

	31 March 2021	31 March 2020
	No.	No.
<b>Staff numbers</b>		
Gardeners and groundsmen	2.70	2.70
Administration	0.40	0.40
	<u>3.10</u>	<u>3.10</u>

**11 Trustee Remuneration and Expenses**

No remuneration directly or indirectly out of the funds of the charity was paid or payable for the year to any trustee or to any person or persons known to be connected with any of them.

No reimbursement of expenses has been made or is due to be made to any of the trustees in respect of the year.

Hope Park Charitable Trust

Notes to the Financial Statements  
for the year ended  
31 March 2021

12 Tangible Fixed Assets

	Land and Buildings £	Plant and Machinery £	Fixtures and Fittings £	Motor Vehicles £	Total £
<b>COST</b>					
At 1 April 2020	450,589	44,982	23,635	40,185	559,391
Additions	-	3,550	3,429	0	6,979
Disposals	-	(985)	-	-	(985)
At 31 March 2021	<u>450,589</u>	<u>47,547</u>	<u>27,064</u>	<u>40,185</u>	<u>565,385</u>
<b>DEPRECIATION</b>					
At 1 April 2020	-	26,223	19,145	21,422	66,790
Charge for year	-	4,381	1,584	5,655	11,620
Eliminated on disposals	-	(582)	-	-	(582)
At 31 March 2021	<u>-</u>	<u>30,022</u>	<u>20,729</u>	<u>27,077</u>	<u>77,828</u>
<b>NET BOOK VALUE</b>					
At 31 March 2021	<u>450,589</u>	<u>17,525</u>	<u>6,335</u>	<u>13,108</u>	<u>487,557</u>
At 31 March 2020	<u>450,589</u>	<u>18,759</u>	<u>4,490</u>	<u>18,763</u>	<u>492,601</u>

13 Debtors	31 March 2021 £	31 March 2020 £
Other debtors	206	929
Prepayments	-	113
	<u>221</u>	<u>1,042</u>

14 Creditors: amounts falling due within one year	31 March 2021 £	31 March 2020 £
Trade creditors	3,098	1,305
HP Liability	5,862	13,939
Accruals	1,800	9,550
Owed to KTC	35,024	27,630
	<u>45,784</u>	<u>52,424</u>

Hope Park Charitable Trust

Notes to the Financial Statements  
for the year ended  
31 March 2021

15 Funds	At 1 April 2020 £	Incoming Resources £	Outgoing Resources £	Transfers £	At 31 March 2021 £
<b>Designated Funds</b>					
Building Fund	4,519	-	-	-	4,519
Equipment and Development Fund	22,524	16	(5,368)	-	17,172
Memorial Seats and Trees	1,675	6,191	(33)	(3,429)	4,404
	<u>28,718</u>	<u>6,207</u>	<u>(5,401)</u>	<u>(3,429)</u>	<u>26,095</u>

Note: the transfers from Insurance Settlement and Memorial Seats and Trees to the general reserves are to cover the cost of fixed asset purchases to be met by those funds, that have been added to the general reserves.

16 Net Assets by fund	Designated £	Unrestricted £	Total £
Tangible fixed assets	-	487,557	487,557
Current assets	26,095	165,910	192,005
Creditors: amounts falling due	-	(45,784)	(45,784)
<b>Total net assets</b>	<u>26,095</u>	<u>607,683</u>	<u>633,778</u>