

**MRS SUSANNA PEAKE CHARITABLE TRUST**  
**ANNUAL REPORT AND UNAUDITED FINANCIAL STATEMENTS**  
**FOR THE YEAR ENDED 5 APRIL 2022**

# MRS SUSANNA PEAKE CHARITABLE TRUST

## CONTENTS

---

	Page
Legal and administrative information	1
Trustees' report	2 - 4
Statement of trustees' responsibilities	5
Independent examiner's report	6
Statement of financial activities	7
Statement of financial position	8
Statement of cash flows	9
Notes to the financial statements	10 - 17
Investment schedule	18 - 28

---

# MRS SUSANNA PEAKE CHARITABLE TRUST

## LEGAL AND ADMINISTRATIVE INFORMATION

---

<b>Trustees</b>	Mrs Susanna Peake Mrs Katharine Loyd
<b>Charity number</b>	283462
<b>Registered office / Address for appeals</b>	8 Finsbury Circus London EC2M 7AZ
<b>Independent examiner</b>	Mr Russell Joseph ACA Bourner Bullock Chartered Accountants 114 St Martin's Lane Covent Garden London WC2N 4BE
<b>Bankers</b>	Lloyds Bank Plc High Street Moreton-in-Marsh Gloucestershire GL56 0AY
<b>Solicitors</b>	Currey & Co 33 Queen Anne Street London W1G 9HY
<b>Investment advisors</b>	Sarasin and Partners LLP Juxon House 100 St Paul's Churchyard London EC4M 8BU

# MRS SUSANNA PEAKE CHARITABLE TRUST

## TRUSTEES' REPORT

**FOR THE YEAR ENDED 5 APRIL 2022**

---

The trustees present their report and accounts for the year ended 5 April 2022.

The accounts have been prepared in accordance with the accounting policies set out in note 1 of the accounts and comply with the Charities Act 2011 and Accounting and Reporting by Charities: Statement of Recommended Practice applicable to charities preparing their accounts in accordance with the Financial Reporting Standard applicable in the UK and Republic of Ireland (FRS 102) (effective 1 January 2019). The accounts also comply with the Charity's governing document.

### **Objectives and activities**

The trustees hold unrestricted funds from which they make donations for such charitable bodies or institutions at such times and in such manner as the trustees may, in their absolute discretion, think fit.

Other than the operation of the investment portfolio no other fund raising activity is undertaken to support the work of the charity.

The aims of the charity are to apply, at the discretion of the trustees, grants to organisations in furtherance of the charity's objectives.

The charity is essentially investment based and the trustees consider the funds held as defined as capital and income and hold those funds with a view to distributing the income generated from the investment portfolio and, as far as may be necessary, the capital for or towards the grants the trustees have decided to make.

### **Statement of compliance with Charity Commission guidance**

The trustees confirm that they have paid due regard to the guidance contained in the Charity Commission's general guidance on public benefit when reviewing the trust's aims and objectives, and in planning future activities and setting donations to be made in the following year.

The trustees support a number of charitable organisations, as shown within note 18 to the financial statements. The trustees are satisfied that the information provided in the report and accounts meets the public benefit reporting requirements.

### **Charitable activities**

The trust is solely involved in grant making, and as such, the activities it undertakes pertain to raising and maintaining funds for the application of its chosen grants.

### **Grant making policy**

The trustees meet on an ad hoc basis to review applications for funding, and a full review is undertaken annually when the financial statements are available. Only successful applicants are notified of the trustees' decision. Certain charities are supported regularly, although no commitment is given for the continued or future support of such charitable organisations.

During the year under review, the Trustees resolved to make 43 donations totalling £228,000 (£154,500 in 2021), these are detailed in note 18 of these accounts.

A breakdown of the categories and the types of charities that are supported is shown in note 7 of these financial statements.

### **Achievements and performance**

During the year the trust generated sufficient income from the investments held to apply towards its chosen grants for the year.

# MRS SUSANNA PEAKE CHARITABLE TRUST

## TRUSTEES' REPORT (CONTINUED)

### FOR THE YEAR ENDED 5 APRIL 2022

---

#### Investment performance

For the financial year ended 5th April 2022, the Trust produced a return after fees of 7.3% versus the composite benchmark return of 7.0%.

At the end of the period under review the portfolio's allocations were as follows: 9% in fixed income, 78% in global equities and property, 10% in alternative assets and 3% in liquid assets. The forecast income yield was 2.1%.

Fixed interest was the worst performing asset class during the full year, with the sterling bond market producing a negative return of almost 6% in the face of inflationary pressures and rising interest rates. Hence it has been helpful in asset allocation terms for the portfolio to be underweight the asset class at 9% versus 17.5% in its composite benchmark, and also relatively short duration at 8.5 years. By the same token the managers have been increasing exposure to alternative assets, seeking returns less correlated with traditional public markets. The alternatives asset class is broad and the focus has been on investments providing a degree of inflation protection, such as infrastructure and renewable energy. Core positions in International Public Partnership and Gresham House Energy Storage Fund are good examples in this category. They have performed well, helping the portfolio's alternatives book to deliver a positive contribution during the period under review.

Overall, performance was strong in absolute and relative terms during 2021 with the portfolio returning 11.2% versus 10.5% from the benchmark for the period 06.04.2021 to 31.12.2021. However, it has been a more difficult environment in 2022 with market confidence hit by persistently high inflation and the prospect of sharply higher interest rates. Against this backdrop, the portfolio produced a negative net return of -3.5% from 01.01.22 to 05.04.22, versus the benchmark down -3.2%. During this period, the valuation (price/earnings multiple) of global equities has compressed very significantly thanks to a combination of rising profits and falling share prices, leaving good quality equities at a more attractive level as the economy faces the challenges of higher inflation and a slowdown in GDP growth. In this environment, the managers have focused the Trust's equity exposure on companies displaying pricing power, balance sheet strength and strong free cash flow credentials, all of which should help them to maintain market share and sustain dividend payments to shareholders.

#### Financial review

Total incoming resources were £179,809 (£186,249 in 2021), with £229,959 (£156,191 in 2021) being committed to charitable activities of which £1,959 (£1,691 in 2021) relates to support and governance costs. Costs of fundraising amounted to £31,275 (£26,069 in 2021). There was an unrealised gain of £584,660 (gain of £1,722,737 in 2021) on investments and in addition a realised loss of £66,851 (gain of £146,854 in 2021) resulting in net inflow of funds of £436,384 (inflow of £1,873,580 in 2021).

#### Reserves

The Trustees have a balanced investment policy and normally only distribute income to fund their donations on an annual basis. Capital is usually retained in order to maintain the fund and allow for growth.

#### Investment policy

As there are no specific restrictions of investment powers under the governing deed, the trustees have full discretion over the investments held. The trustees have delegated their investment powers to Sarasin and Partners LLP to have full discretionary day to day control of the investments. The trustees have reviewed current policies and do not feel any amendments are necessary. Assets have been acquired and disposed of in accordance with the powers available to the trustees.

#### Risks

Aside from inherent market or systemic risk to which the trust's investments are exposed, the portfolio is well diversified at a stock level, geographically and by industrial sector, and also across a range of asset classes.

The trustees recognise the risk associated with investment in mainstream financial markets and accept this risk in return for the prospect of greater returns over the longer term. The trustees are satisfied that systems are in place to mitigate exposure to major risks and continue to review the adequacy of the systems in place.

# MRS SUSANNA PEAKE CHARITABLE TRUST

## TRUSTEES' REPORT (CONTINUED)

**FOR THE YEAR ENDED 5 APRIL 2022**

---

### Plans for future periods

The trustees continue to review grant application requests and also to research suitable projects to which they can make grants in furtherance of their charitable objectives.

### Structure, governance and management

The Mrs Susanna Peake Charitable Trust was created by a charitable trust deed dated 10th June 1981.

The trustees are to hold the capital and income of the trust fund upon trust to apply the income, and as far as may be necessary, the capital for and towards such charitable objects and purposes and to make donations to such charitable bodies or institutions in the United Kingdom or any other part of the world at such times and in such manner as the trustees may in their absolute discretion think fit.

The Trustees who served during the year were:

Mrs Susanna Peake

Mrs Katharine Loyd

### Recruitment and appointment of trustees

The settlor, Mrs Susanna Peake, has the power during her lifetime to appoint new or additional trustees as she feels fit and thereafter the then current trustees. Trustees will be selected based on their connection with the current trustees in accordance with their skills, experience and understanding of the obligations imposed on such an appointment.

The Charity's other advisors are noted on page 1.

### Decision making structure

The Trustees, who receive no remuneration, meet on a frequent, ad hoc basis to consider applications for funding and a full review is made at an Annual Meeting when the financial statements are available. Investment performance and income levels are monitored half yearly at meetings with the investment managers.


### Induction and training of trustees

Incoming trustees are to be made aware of their responsibilities and the trust's objectives from the existing trustees and their other professional advisors at the date of their appointment. The trustees are also to be kept up to date on relevant matters by their professional advisors.

### The Accounts


The trustees are satisfied with the financial position of the Charity and confirm that they have adequate assets available to fulfil their obligations and the accounts comply with current statutory requirements.

Approved by the board of trustees and signed on behalf by:



Mrs Susanna Peake

Trustee



Mrs Katharine Loyd

Trustee

Date: 20 Oct. 2022

# **MRS SUSANNA PEAKE CHARITABLE TRUST**

## **STATEMENT OF TRUSTEES' RESPONSIBILITIES**

***FOR THE YEAR ENDED 5 APRIL 2022***

---

The trustees are responsible for preparing the Trustees' Report and the financial statements in accordance with applicable law and United Kingdom Accounting Standards (United Kingdom Generally Accepted Accounting Practice).

The law applicable to charities in England and Wales requires the trustees to prepare financial statements for each financial year which give a true and fair view of the state of affairs of the Charity and of the incoming resources and application of resources of the Charity for that year.

In preparing these financial statements, the trustees are required to:

- select suitable accounting policies and then apply them consistently;
- observe the methods and principles in the Charities SORP;
- make judgements and estimates that are reasonable and prudent;
- state whether applicable accounting standards have been followed, subject to any material departures disclosed and explained in the financial statements; and
- prepare the financial statements on the going concern basis unless it is inappropriate to presume that the charity will continue in operation.

The trustees are responsible for keeping sufficient accounting records that disclose with reasonable accuracy at any time the financial position of the Charity and enable them to ensure that the financial statements comply with the Charities Act 2011, the Charity (Accounts and Reports) Regulations 2008 and the provisions of the trust deed. They are also responsible for safeguarding the assets of the Charity and hence for taking reasonable steps for the prevention and detection of fraud and other irregularities.

# MRS SUSANNA PEAKE CHARITABLE TRUST

## INDEPENDENT EXAMINER'S REPORT

### TO THE TRUSTEES OF MRS SUSANNA PEAKE CHARITABLE TRUST

---

I report to the trustees on my examination of the financial statements of Mrs Susanna Peake Charitable Trust ('the Charity') for the year ended year ended 5 April 2022 which comprise the Statement of Financial Activities, the Balance Sheet, the Statement of Cash Flows and related notes.

This report is made solely to the charity's trustees, as a body, in accordance with section 145 of the Charities Act 2011. My work has been undertaken so that I might state to the charity's trustees those matters I am required to state to them in this report and for no other purpose. To the fullest extent permitted by law, I do not accept or assume responsibility to anyone other than the charity and the charity's trustees as a body, for my work, for this report, or for the opinions I have formed.

#### Responsibilities and basis of report

As the trustees of the charity you are responsible for the preparation of the financial statements in accordance with the requirements of the Charities Act 2011 ('the Act').

I report in respect of my examination of the charity's financial statements carried out under section 145 of the Act and in carrying out my examination I have followed all the applicable Directions given by the Charity Commission under section 145(5)(b) of the Act.

An independent examination does not involve gathering all the evidence that would be required in an audit and consequently does not cover all the matters that an auditor considers in giving their opinion on the financial statements. The planning and conduct of an audit goes beyond the limited assurance that an independent examination can provide. Consequently, I express no opinion as to whether the financial statements present a 'true and fair' view and my report is limited to those specific matters set out in the independent examiner's statement.

#### Independent examiner's statement

I have completed my examination. I confirm that no material matters have come to my attention in connection with the examination giving me cause to believe that in any material respect:

- (i) accounting records were not kept in respect of the charity as required by section 130 of the Act; or
- (ii) the financial statements do not accord with those records; or
- (iii) the financial statements do not comply with the applicable requirements concerning the form and content of accounts set out in the Charities (Accounts and Reports) Regulations 2008 other than any requirement that the accounts give a 'true and fair view which is not a matter considered as part of an independent examination.

I have no concerns and have come across no other matters in connection with the examination to which attention should be drawn in this report in order to enable a proper understanding of the financial statements to be reached.



Russell Joseph ACA

Bourner Bullock Chartered Accountants  
114 St Martin's Lane  
Covent Garden  
London  
WC2N 4BE

Dated: 20/10/22



# MRS SUSANNA PEAKE CHARITABLE TRUST

## STATEMENT OF FINANCIAL ACTIVITIES INCLUDING INCOME AND EXPENDITURE ACCOUNT FOR THE YEAR ENDED 5 APRIL 2022

	Notes	Unrestricted funds 2022 £	Unrestricted funds 2021 £
<b>Income</b>			
Investments	3	179,809	185,249
Returned donations	6	-	1,000
<b>Total income</b>		179,809	186,249
<b>Expenditure</b>			
Raising funds	4	31,275	26,069
Charitable activities	5	229,959	156,191
<b>Total resources expended</b>		261,234	182,260
<b>Net (expenditure)/income before investment gains</b>		(50,150)	30,058
Net gains on investments	15	517,809	1,869,591
<b>Net movement in funds</b>		436,384	1,873,580
Fund balances at 6 April 2021		9,418,172	7,544,592
<b>Fund balances at 5 April 2022</b>		9,854,556	9,418,172

The statement of financial activities includes all gains and losses recognised in the year.

All income and expenditure derive from continuing activities.


# MRS SUSANNA PEAKE CHARITABLE TRUST


## STATEMENT OF FINANCIAL POSITION

AS AT 5 APRIL 2022

	Notes	2022 £	£	2021 £	£
<b>Fixed assets</b>					
Investments	11		9,551,324		9,065,748
<b>Current assets</b>					
Debtors	12	4,878		7,132	
Cash at bank and in hand		309,757		355,192	
		<u>314,635</u>		<u>362,324</u>	
<b>Creditors: amounts falling due within one year</b>	13	(11,403)		(9,900)	
Net current assets			303,232		352,424
<b>Total assets less current liabilities</b>			<u>9,854,556</u>		<u>9,418,172</u>
<b>Income funds</b>					
Unrestricted funds			9,854,556		9,418,172
			<u>9,854,556</u>		<u>9,418,172</u>

The financial statements were approved by the Trustees on 20 Oct. '22

  
 Mrs Susanna Peake  
 Trustee

  
 Mrs Katharine Loyd  
 Trustee

# MRS SUSANNA PEAKE CHARITABLE TRUST

## STATEMENT OF CASH FLOWS

FOR THE YEAR ENDED 5 APRIL 2022

	Notes	2022 £	£	2021 £	£
<b>Cash flows from operating activities</b>					
Cash absorbed by operations	16		(259,731)		(180,981)
<b>Investing activities</b>					
Purchase of investments		(1,303,932)		(1,199,793)	
Proceeds on disposal of investments		1,020,878		1,323,498	
Investment income received		182,063		186,652	
<b>Net cash (used in)/generated from investing activities</b>			(100,991)		310,357
<b>Net (decrease)/increase in cash and cash equivalents</b>			(360,722)		129,376
Cash and cash equivalents at beginning of year			808,360		678,984
<b>Cash and cash equivalents at end of year</b>	17		447,638		808,360

# MRS SUSANNA PEAKE CHARITABLE TRUST

## NOTES TO THE FINANCIAL STATEMENTS

**FOR THE YEAR ENDED 5 APRIL 2022**

---

### **1 Accounting policies**

#### **Company information**

Mrs Susanna Peake Charitable Trust is a an unincorporated charity created by trust deed registered charity number 283462.

#### **1.1 Accounting convention**

The financial statements have been prepared in accordance with the Charity's trust deed, the Charities Act 2011, FRS 102 "The Financial Reporting Standard applicable in the UK and Republic of Ireland" ("FRS 102") and the Charities SORP "Accounting and Reporting by Charities: Statement of Recommended Practice applicable to charities preparing their accounts in accordance with the Financial Reporting Standard applicable in the UK and Republic of Ireland (FRS 102)" (effective 1 January 2019). The Charity is a Public Benefit Entity as defined by FRS 102.

The financial statements have been prepared to give a 'true and fair' view and have departed from the Charities (Accounts and Reports) Regulations 2008 only to the extent required to provide a 'true and fair view'. This departure has involved following 'Accounting and Reporting by Charities: Statement of Recommended Practice applicable to charities preparing their accounts in accordance with the Financial Reporting Standard applicable in the UK and Republic of Ireland (FRS 102) (Second Edition)' rather than the Accounting and Reporting by Charities: Statement of Recommended Practice effective from 1 April 2005 which has since been withdrawn.

#### **1.2 Going concern**

The Trustees consider that there are no material uncertainties about the Charity's ability to continue as a going concern. The review of our financial position, reserves levels and future plans gives the Trustees confidence the Charity remains a going concern for the foreseeable future.

#### **1.3 Charitable funds**

Unrestricted funds are available for use at the discretion of the trustees in furtherance of their charitable objectives.

#### **1.4 Incoming resources**

Investment income is accounted for on an accruals basis in the period to which it relates.

#### **1.5 Debtors**

Debtors are receivable at their expected settlement amount.

#### **1.6 Cash and cash equivalents**

Cash at bank and cash in hand includes cash and short term highly liquid investments with a short maturity of three months or less from the date of acquisition or opening of the deposit or similar account.

#### **1.7 Creditors**

Creditors are recognised where the charity has a present obligation resulting from a past event that will probably result in the transfer of funds to a third party and the amount due to settle the obligation can be measured or estimated reliably. Creditors are normally recognised at their settlement amount after allowing for any discounts due.

# MRS SUSANNA PEAKE CHARITABLE TRUST

## NOTES TO THE FINANCIAL STATEMENTS (CONTINUED)

FOR THE YEAR ENDED 5 APRIL 2022

---

### 1 Accounting policies

(Continued)

#### 1.8 Resources expended

Management and administration costs comprise those costs incurred in running the Charity. They have been apportioned on the basis of time spent between charitable activities, cost of raising funds and governance costs.

Governance costs consist of those costs associated with the overall running of the Charity and meeting statutory and regulatory requirements.

Grants are included in the financial statements when approved by the Trustees and notified to recipients. The value of committed grants unpaid at the year end is accrued. Grants offered that are subject to conditions that have not been met at the year end are noted as a commitment but not accrued as expenditure.

#### 1.9 Financial instruments

Basic financial assets, which include trade and other receivables and cash and bank balances, are initially measured at transaction price including transaction costs and are subsequently carried at amortised cost using the effective interest method unless the arrangement constitutes a financing transaction, where the transaction is measured at the present value of the future receipts discounted at a market rate of interest.

Other financial assets, including investments in equity instruments which are not subsidiaries, associates or joint ventures, are initially measured at fair value, which is normally the transaction price. Such assets are subsequently carried at fair value and the changes in fair value are recognised in net income/(expenditure), except that investments in equity instruments that are not publicly traded and whose fair values cannot be measured reliably are measured at cost less impairment.

The Trust does not acquire put options, derivatives or other complex financial instruments.

#### 1.10 Investments

Fixed assets investments represent listed investments which are stated at market valuation, where market value represents the mid market value on the last trading day before the year end. Any unrealised or realised gains arising from investments are accounted for in the Statement of Financial Activities.

### 2 Critical accounting estimates and judgements

In the application of the Charity's accounting policies, the trustees are required to make judgements, estimates and assumptions about the carrying amount of assets and liabilities that are not readily apparent from other sources. The estimates and associated assumptions are based on historical experience and other factors that are considered to be relevant. Actual results may differ from these estimates.

The estimates and underlying assumptions are reviewed on an ongoing basis. Revisions to accounting estimates are recognised in the period in which the estimate is revised where the revision affects only that period, or in the period of the revision and future periods where the revision affects both current and future periods.

# MRS SUSANNA PEAKE CHARITABLE TRUST

## NOTES TO THE FINANCIAL STATEMENTS (CONTINUED) FOR THE YEAR ENDED 5 APRIL 2022

### 3 Income arising from investments

	2022 £	2021 £
Income from listed investments	25,139	21,024
Unit trust income	89,065	104,549
Fixed interest	15,380	-
Unit trust interest	1,477	10,440
REITS	4,460	12,332
Foreign income	46,264	37,664
Interest receivable	278	643
Unrecoverable tax	(2,254)	(1,403)
	<u>179,809</u>	<u>185,249</u>

### 4 Raising funds

	2022 £	2021 £
Investment management fee	31,275	26,069
	<u>31,275</u>	<u>26,069</u>

### 5 Charitable activities

	2022 £	2021 £
Grant funding of activities (see note 18)	228,000	154,500
Share of governance costs (see note 8)	1,959	1,691
	<u>229,959</u>	<u>156,191</u>

### 6 Returned grants

Returned grants represent grants made in previous years which have not been claimed by the donee. The sum of £1,000 is represented by an amount relating to grants originally allocated to Special Kids (UK).

# MRS SUSANNA PEAKE CHARITABLE TRUST

## NOTES TO THE FINANCIAL STATEMENTS (CONTINUED)

FOR THE YEAR ENDED 5 APRIL 2022

### 7 Grants payable

	2022 £	2021 £
Grants to institutions:		
Education and Children	32,500	21,000
Local Charitable Organisations	33,500	39,000
Medical and Hospices	87,500	35,000
Elderly and Disabled	25,500	10,000
International	25,500	10,000
General	18,500	34,500
Animal and Environment	5,000	2,000
Armed Forces	-	3,000
	<u>228,000</u>	<u>154,500</u>

### 8 Support costs

	Support costs £	Governance costs £	2022 Support costs £	Governance costs £	2021 £
LEI fee	-	39	39	-	41
Independent examiner's fee	-	1,920	1,920	-	1,650
	<u>-</u>	<u>1,959</u>	<u>1,959</u>	<u>-</u>	<u>1,691</u>

### 9 Trustees

None of the trustees (or any persons connected with them) received any benefits, remuneration or reimbursed expenses during the year, or the previous year.

### 10 Employees

There were no employees during the year, or the previous year.

# MRS SUSANNA PEAKE CHARITABLE TRUST

## NOTES TO THE FINANCIAL STATEMENTS (CONTINUED)

FOR THE YEAR ENDED 5 APRIL 2022

11	Fixed asset investments	Listed investments £	Cash in portfolio £	Total £
	<b>Valuation</b>			
	At 6 April 2021	8,612,580	453,168	9,065,748
	Additions	1,303,932	-	1,303,932
	Valuation changes	584,660	-	584,660
	Realised (losses)	(66,851)	-	(66,851)
	Cash available to invest	-	(315,287)	(315,287)
	Disposals	(1,020,878)	-	(1,020,878)
	At 5 April 2022	9,413,443	137,881	9,551,324
	At 5 April 2021	8,612,580	453,168	9,065,748

Investments representing more than 5% of the portfolios total market value:

Investment	Units	Market Value £	% of Total Market Value
Sarasin Endowments Fund Class A Inc	1,250,000	1,523,750	16.18%
Sarasin Income and Reserves Fund Class A Inc	575,000	623,300	6.62%
JP Morgan American Investment Ord	119,500	922,540	9.79%
Threadneedle Investment American Growth	80,000	475,736	5.05%

	2022 £	2021 £
Listed investments	9,413,443	8,612,580
Cash in investment portfolio	137,881	453,168
	9,551,324	9,065,748
Historic cost of investments	6,273,691	5,734,380

12	Debtors	2022 £	2021 £
	<b>Amounts falling due within one year:</b>		
	HMRC tax repayable	4,878	7,132
		4,878	7,132



# MRS SUSANNA PEAKE CHARITABLE TRUST

## NOTES TO THE FINANCIAL STATEMENTS (CONTINUED)

FOR THE YEAR ENDED 5 APRIL 2022

### 13 Creditors: amounts falling due within one year

	2022 £	2021 £
Investment management fee	8,013	6,870
Independent examiners fee	3,390	3,030
	<u>11,403</u>	<u>9,900</u>

### 14 Related party transactions

There were no disclosable related party transactions during the year, or previous year.

### 15 Net gains on investments

	Unrestricted funds 2022 £	Unrestricted funds 2021 £
Revaluation of investments	584,660	1,722,737
(Loss) / gain on sale of investments	(66,851)	146,854
	<u>517,809</u>	<u>1,869,591</u>

### 16 Cash generated from operations

	2022 £	2021 £
Surplus for the year	436,384	1,873,580
Adjustments for:		
Investment income recognised in statement of financial activities	(182,063)	(186,652)
Loss/(gain) on disposal of investments	66,851	(146,854)
Fair value gains on investments	(584,660)	(1,722,737)
Movements in working capital:		
Decrease/(increase) in debtors	2,254	(736)
Increase in creditors	1,503	2,418
<b>Cash absorbed by operations</b>	<u>(259,731)</u>	<u>(180,981)</u>

# MRS SUSANNA PEAKE CHARITABLE TRUST

## NOTES TO THE FINANCIAL STATEMENTS (CONTINUED)

*FOR THE YEAR ENDED 5 APRIL 2022*

---

**17 Cash and cash equivalents**

	2022 £	2021 £
Cash at bank and in hand	309,757	355,192
Cash available to invest	137,881	453,168
	<u>447,638</u>	<u>808,360</u>

# MRS SUSANNA PEAKE CHARITABLE TRUST

## NOTES TO THE FINANCIAL STATEMENTS (CONTINUED)

### FOR THE YEAR ENDED 5 APRIL 2022

#### 18 Donations made to institutions during the year

	2022 £
Action for Stammering Children	5,000
All of Us Versus Arthritis	5,000
AVUK	50,000
Brain Tumour Support	3,000
British Red Wireless for the Blind	5,000
Bourton on The Hill - Retreat for the Aged	15,000
Carers Centre	5,000
Cotswold Friends	5,000
Deaf Blind UK	5,000
Disasters Emergency Committee	10,000
Farm Africa	5,000
Fight against Blindness	2,500
GL11 Community Hub	5,000
Gloucestershire Community Foundation	2,000
Gloucestershire Society	2,000
Hope for Tomorrow	5,000
Keep Britain Tidy	1,000
Life Education Bristol	3,000
Listening Books	4,000
London Reading Centre	3,000
Longborough & Sezincote Village Hall	2,000
Longborough Primary School	5,000
Longfield Hospice	4,500
North Cotswolds Foodbank	2,500
Oracle Cancer Trust	2,000
Pain Concern	2,500
Pain Relief Foundation	3,000
Pump Aid	2,500
Prisoner's Advice Service	5,000
Prisoner's Education Trust	5,000
RDA	3,000
Read Easy	5,000
Red Squirrel Survival Trust	5,000
Shannon Trust	5,000
Shelter Box	5,000
Sightsavers	4,000
St James' Church	4,500
St John the Baptist Church, Eastmor	5,000
St Lawrence Church	3,500
The Oesophagael Patients Association	3,000
The Theatre, Chipping Norton	5,000
War Child	2,500
Zane	3,000
	<u>228,000</u>

# MRS SUSANNA PEAKE CHARITABLE TRUST

## INVESTMENT SCHEDULE

FOR THE YEAR ENDED 5 APRIL 2022

	Holding 6 April 2021	Market Value 6 April 2021 £	Additions Quantity	Cost £	Disposals Quantity	Proceeds £	Realised Profit/(loss) £	Unrealised Profit/(loss) £	Holding 5 April 2022 £	Market Value 5 April 2022 £	Gross Income £
AIA Group Ltd US\$1.00 shares	18,800	165,059						(11,835)	18,800	153,224	1,717 672
Alibaba Group Holdings USK 0.000003125 Shares	1,800	36,655			1,800	27,895	(8,760)				
Amazon Common Inc Common USD0.01	40	92,896						7,054	40	99,950	
American Tower Corp Common New USD0.01	550	96,885									417 431 447 473
Argos Funds Argonaut Fund Class X Accums	775	203,848						9,541	775	213,389	
Associated British Foods Ordinary 5 15/22p	5,000	122,550									310 690 1,025
								(40,400)	5,000	82,150	

# MRS SUSANNA PEAKE CHARITABLE TRUST

## INVESTMENT SCHEDULE

FOR THE YEAR ENDED 5 APRIL 2022

	Holding 6 April 2021	Market Value 6 April 2021 £	Additions Quantity	Cost £	Disposals Quantity	Proceeds £	Realised Profit/(loss) £	Unrealised Profit/(loss) £	Holding 5 April 2022 £	Market Value 5 April 2022 £	Gross Income £
Atrato Onsite Energy Plc Ordinary GBP0.01			58,095	58,095				6,855	58,095	64,950	
Baring Fund Managers Europe Select Trust I income	6,977	347,963						(22,467)	6,977	325,496	336 4,258
Bbgi Global Infrastructure S.A. Ordinary No Par Value (Di)			32,263	53,557				2,645	32,263	56,202	1,182
Biopharma Credit Plc Ordinary USD0.01			70,000	50,675				4,766	70,000	55,441	929
Bk Of Nova Scotia Common No Par Value			2,100	92,882							920 940 1,046
Broadcom Corp Common USD1.00	350	123,052									774 797 903 925
								40,639	350	163,691	

# MRS SUSANNA PEAKE CHARITABLE TRUST

## INVESTMENT SCHEDULE

FOR THE YEAR ENDED 5 APRIL 2022

	Holding 6 April 2021	Market Value 6 April 2021 £	Additions Quantity	Cost £	Disposals Quantity	Proceeds £	Realised Profit/(loss) £	Unrealised Profit/(loss) £	Holding 5 April 2022 £	Market Value 5 April 2022 £	Gross Income £
Cme Group Inc Common Stk USD0.01 Class'a'	550	82,116									303 307 313 1,106 354
								17,346	550	99,462	
Coif Charity Fds Property Inc	59,242	67,773									906 800 800 812
								9,946	59,242	77,719	
Credicorp Common USD5	500	50,385			174	15,633	(1,901)				
					49	4,367	(571)				
					50	4,354	(684)				
					227	19,780	(3,095)				
Deere & Co Common USD1			350	90,187							193 231 231
								20,085	350	110,272	

# MRS SUSANNA PEAKE CHARITABLE TRUST

## INVESTMENT SCHEDULE

FOR THE YEAR ENDED 5 APRIL 2022

	Holding 6 April 2021	Market Value 6 April 2021 £	Additions Quantity	Cost £	Disposals Quantity	Proceeds £	Realised Profit/(loss) £	Unrealised Profit/(loss) £	Holding 5 April 2022 £	Market Value 5 April 2022 £	Gross Income £
Ecolab Inc Common USD1	800	126,029									237
											235
											238
								(16,249)	800	109,780	254
Enel EUR1	32,300	231,361			15,000	80,010	(27,433)				3,778
								(34,103)	17,300	89,815	3,794
Equinix Inc Common USD0.001 New	254	126,185									439
											454
											469
								21,290	254	147,475	505
Findlay Park US Smaller Cos Fd US Smaller Cos	3,000	356,701									
								54,334	3,000	411,035	

# MRS SUSANNA PEAKE CHARITABLE TRUST

## INVESTMENT SCHEDULE

FOR THE YEAR ENDED 5 APRIL 2022

	Holding 6 April 2021	Market Value 6 April 2021 £	Additions Quantity	Cost £	Disposals Quantity	Proceeds £	Realised Profit/(loss) £	Unrealised Profit/(loss) £	Holding 5 April 2022 £	Market Value 5 April 2022 £	Gross Income £
Gresham House Energy Storage Fd Plc Ordinary GBP0.01	68,600	78,547	36,303	40,659							515 686 515 686 1,836 1,731
								27,658	104,903	146,864	105
Home Reit Plc Ordinary GBP0.01	125,000	142,500	125,000	136,250							830 840 250
								34,750	250,000	313,500	2,540
International Public Partner GBp 0.0001 shs			45,000	75,864				1,086	45,000	76,950	
Jackson Financial Inc USD0.01 Cls A Common Stock WI			250	2,267	250	4,445	2,178				
JP Morgan American Inv Trust plc Ordinary 5p shares	119,500	725,365									5,079
								197,175	119,500	922,540	2,988



# MRS SUSANNA PEAKE CHARITABLE TRUST

## INVESTMENT SCHEDULE

FOR THE YEAR ENDED 5 APRIL 2022

	Holding 6 April 2021	Market Value 6 April 2021 £	Additions Quantity	Cost £	Disposals Quantity	Proceeds £	Realised Profit/(loss) £	Unrealised Profit/(loss) £	Holding 5 April 2022 £	Market Value 5 April 2022 £	Gross Income £
Life Science Reit Plc Ordinary GBP0.01			141,524	141,524				1,061	141,524	142,585	
Link Fund Solutions Ltd Morant Wright Nippon Yield Fund 'b' Inc	60,000	209,796						2,682	60,000	212,478	3,509 3,017
M&G plc 5p Ordinary Shares	10,000	20,940						760	10,000	21,700	1,223 610
Mastercard Incorporated Common Usdd0.0001 Class 'a'	335	88,717						3,974	335	92,691	90 90 92 103
Merck & Co Inc New Common Stk USD0.50	1,250	69,275		(3,628)				14,050	1,250	79,697	498 500 509 542

# MRS SUSANNA PEAKE CHARITABLE TRUST

## INVESTMENT SCHEDULE

FOR THE YEAR ENDED 5 APRIL 2022

	Holding 6 April 2021	Market Value 6 April 2021 £	Additions Quantity	Cost £	Disposals Quantity	Proceeds £	Realised Profit/(loss) £	Unrealised Profit/(loss) £	Holding 5 April 2022 £	Market Value 5 April 2022 £	Gross Income £
Microsoft Corp Common USD0.000025	800	143,412									269
											277
											319
								45,990	800	189,402	321
Nextera Energy Inc Common Stk USD0.01	3,400	187,888									788
											803
											842
								35,646	3,400	223,534	941
Organon & Co Common USD0.01			125	3,628	125	2,504	(1,124)				

# MRS SUSANNA PEAKE CHARITABLE TRUST

## INVESTMENT SCHEDULE

FOR THE YEAR ENDED 5 APRIL 2022

	Holding 6 April 2021	Market Value 6 April 2021 £	Additions Quantity	Cost £	Disposals Quantity	Proceeds £	Realised Profit/(loss) £	Unrealised Profit/(loss) £	Holding 5 April 2022 £	Market Value 5 April 2022 £	Gross Income £
Orsted A/s DKK10	1,200	140,361			93	8,751	(2,127)				
					166	15,874	(3,543)				
					98	9,637	(1,825)				
					138	13,632	(2,510)				
					186	18,427	(3,329)				
					37	3,610	(718)				
					46	4,487	(893)				
					27	2,637	(521)				
					68	6,643	(1,311)				
					19	1,854	(368)				
					45	4,388	(876)				
					46	4,477	(904)				
					35	3,449	(644)				
					10	978	(192)				
					13	1,262	(259)				
					38	3,668	(776)				
					14	1,340	(298)				
					121	10,977	(3,176)				
Pfizer Inc Common USD0.05	2,400	62,669									564
											575
											601
								30,984	2,400	93,653	611

# MRS SUSANNA PEAKE CHARITABLE TRUST

## INVESTMENT SCHEDULE

FOR THE YEAR ENDED 5 APRIL 2022

	Holding 6 April 2021	Market Value 6 April 2021 £	Additions Quantity	Cost £	Disposals Quantity	Proceeds £	Realised Profit/(loss) £	Unrealised Profit/(loss) £	Holding 5 April 2022 £	Market Value 5 April 2022 £	Gross Income £
Prudential Ordinary 5p	10,000	155,150				2,267		(39,533)	10,000	113,350	771 389
Renewables Infrastructure GRP NPV Ordinary shares			76,041 240 63,719	94,291 305 84,109				12,815	140,000	191,520	1,289 1,289
Roche Hldgs Ag CHF1(BR)	500	123,675			500	90,086	(33,589)				
Roche Holdings Ag Genusscheine No Par Value			500	90,086				67,925	500	158,011	2,441
Sarasin & Partners Llp Endowment A GBP Dis	1,850,000	2,199,650			200,000 400,000	243,800 502,000	6,000 26,400				14,245 13,860 10,500 10,500
								37,500	1,250,000	1,523,750	

# MRS SUSANNA PEAKE CHARITABLE TRUST

## INVESTMENT SCHEDULE

**FOR THE YEAR ENDED 5 APRIL 2022**

	Holding 6 April 2021	Market Value 6 April 2021 £	Additions Quantity	Cost £	Disposals Quantity	Proceeds £	Realised Profit/(loss) £	Unrealised Profit/(loss) £	Holding 5 April 2022 £	Market Value 5 April 2022 £	Gross Income £
Sarasin & Partners Llp Income & Reserves A GBP Dis	575,000	650,900									5,050 4,933 4,791 4,695
								(27,600)	575,000	623,300	
Sarasin & Partners Llp Global Dividend D GBP Dis Hgd			135,000	230,715 (1,151)							204 1,137 1,100
								(739)	135,000	228,825	
Sarasin Fund Management S.A. Global Higher Dividend D Inc	115,000	219,075									1,568 1,852 1,695 1,167
								23,460	115,000	242,535	
Sarasin Investment Funds Responsible Corp Bond I GBP Inc	400,000	408,400									3,881 3,934 3,663 3,902
								(31,560)	400,000	376,840	
Siemens Ag Npv(Regd)	1,150	137,344	450	52,745				(27,876)	1,600	162,213	3,941

# MRS SUSANNA PEAKE CHARITABLE TRUST

## INVESTMENT SCHEDULE

FOR THE YEAR ENDED 5 APRIL 2022

	Holding 6 April 2021	Market Value 6 April 2021 £	Additions Quantity	Cost £	Disposals Quantity	Proceeds £	Realised Profit/(loss) £	Unrealised Profit/(loss) £	Holding 5 April 2022 £	Market Value 5 April 2022 £	Gross Income £
Threadneedle Inv Amer/gth Acc Inst Shs Nav	80,000	407,216		649				67,871	80,000	475,736	649
Unilever Ordinary 3 1/9p	2,200	88,484									816
											812
											792
								(10,681)	2,200	77,803	792
Utd Parcel Serv Class'b'com USD0.01	1,000	123,758									612
											631
											655
								26,429	1,000	150,187	983
Wisdomtree Metal Secs Ltd Wisdomtree Metal Secs Ltd			301	7,775							
			121	3,121							
			137	3,528							
			3,441	88,153				(13,697)	4,000	88,880	
<b>TOTAL:</b>		<b>8,612,580</b>		<b>1,396,286</b>		<b>1,113,232</b>	<b>(66,849)</b>	<b>584,657</b>		<b>9,413,442</b>	<b>181,785</b>