

Report of the Trustees and
Unaudited Financial Statements
for the Year Ended 5 April 2023
for
The Vermeer Partners Charitable Trust

Clifford Roberts
Chartered Accountants
Pacioli House
9 Brookfield
Duncan Close
Northampton
Northamptonshire
NN3 6WL

The Vermeer Partners Charitable Trust

Contents of the Financial Statements
for the year ended 5 April 2023

	Page
Report of the Trustees	1 to 2
Independent Examiner's Report	3
Statement of Financial Activities	4
Balance Sheet	5
Notes to the Financial Statements	6 to 13
Detailed Statement of Financial Activities	14

The Vermeer Partners Charitable Trust

Report of the Trustees **for the year ended 5 April 2023**

The trustees present their report with the financial statements of the charity for the year ended 5 April 2023. The trustees have adopted the provisions of Accounting and Reporting by Charities: Statement of Recommended Practice applicable to charities preparing their accounts in accordance with the Financial Reporting Standard applicable in the UK and Republic of Ireland (FRS 102) (effective 1 January 2019).

OBJECTIVES AND ACTIVITIES

Objectives

The Charity's objectives continue to be to make charitable contributions for any purpose recognised as charitable by English law. The charity particularly supports lesser known charities, people and organisations in the field of medicine, welfare and education.

The trustees have a requirement to maintain the capital base of the charity, so the policy adopted is to maximise income available for donations, whilst operating within the obligation.

Public benefit

All of the Charity's activities are undertaken to further our charitable purpose for the benefit of the public. The trustees have had regard to the Charity Commission guidance on public benefit in section four of the Charities Act 2011. The main benefits which have arisen during the year from the organisations aims and activities are detailed in the following sections and in the financial review.

ACHIEVEMENT AND PERFORMANCE

Charitable activities

During the year the Charity made sufficient income to make donations totalling £24,550 (2022: £41,000).

FINANCIAL REVIEW

Financial Review

The Charity operated throughout the year, making donations, whilst operating within the restriction imposed upon it.

The trustees consider that the unrestricted funds totalling £744,047 (2022: £823,394) are sufficient to sustain its operations should income generating activities be curtailed unexpectedly over the forthcoming year.

FUTURE PLANS

The trustees intend to continue the objectives of the Charity into future years, adjusting the levels of donations as necessary to continue within the restrictions outlined in the trust deed.

STRUCTURE, GOVERNANCE AND MANAGEMENT

Governing document

The charity is controlled by its governing document, a deed of trust and constitutes an unincorporated charity.

The Charity is governed by a trust deed, dated 30th March 1973, which authorises the trustees to perform the objects of the Trust. The charity changed its name from Cheviot Asset Management Charitable Trust to The Vermeer Partners Charitable Trust by a Special Resolution on the 30th October, 2019. This Resolution was filled with, and registered by, the Charity Commission and is reflected in the Register of Charities.

The recruitment, appointment, induction and training of new trustees are conducted by existing trustees.

The trustees have assessed the major risks to which the charity is exposed, in particular, those related to the operations and finances of the charity, and are satisfied that systems are in place to mitigate any exposure to these risks.

Risk management

The trustees have a duty to identify and review the risks to which the charity is exposed and to ensure appropriate controls are in place to provide reasonable assurance against fraud and error.

REFERENCE AND ADMINISTRATIVE DETAILS

Registered Charity number

265596

The Vermeer Partners Charitable Trust

Report of the Trustees
for the year ended 5 April 2023

Principal address

130 Jermyn Street
London
SW1Y 4UR

Trustees

M N C Kerr-Dineen
J B Mann
T W Lahaise
D P Malpas
G C Rothwell

Independent Examiner

Susan Kellegher BFP FCA TEP
Clifford Roberts
Chartered Accountants
Pacioli House
9 Brookfield
Duncan Close
Northampton
Northamptonshire
NN3 6WL

Investment manager

Vermeer Partners
130 Jermyn Street
London
SW1Y 4UR

TRUSTEES' RESPONSIBILITY STATEMENT


The trustees are responsible for preparing the Report of the Trustees and the financial statements in accordance with applicable law and United Kingdom Accounting Standards (United Kingdom Generally Accepted Accounting Practice).

The law applicable to charities in England and Wales, the Charities Act 2011, Charity (Accounts and Reports) Regulations 2008 and the provisions of the trust deed requires the trustees to prepare financial statements for each financial year which give a true and fair view of the state of affairs of the charity and of the incoming resources and application of resources, including the income and expenditure, of the charity for that period. In preparing those financial statements, the trustees are required to

- select suitable accounting policies and then apply them consistently;
- observe the methods and principles in the Charity SORP;
- make judgements and estimates that are reasonable and prudent;
- prepare the financial statements on the going concern basis unless it is inappropriate to presume that the charity will continue in business.

The trustees are responsible for keeping proper accounting records which disclose with reasonable accuracy at any time the financial position of the charity and to enable them to ensure that the financial statements comply with the Charities Act 2011, the Charity (Accounts and Reports) Regulations 2008 and the provisions of the trust deed. They are also responsible for safeguarding the assets of the charity and hence for taking reasonable steps for the prevention and detection of fraud and other irregularities.

Approved by order of the board of trustees on 14th November 2023 and signed on its behalf by:


.....
J B Mann - Trustee

**Independent Examiner's Report to the Trustees of
The Vermeer Partners Charitable Trust**

Independent examiner's report to the trustees of The Vermeer Partners Charitable Trust

I report to the charity trustees on my examination of the accounts of The Vermeer Partners Charitable Trust (the Trust) for the year ended 5 April 2023.

Responsibilities and basis of report

As the charity trustees of the Trust you are responsible for the preparation of the accounts in accordance with the requirements of the Charities Act 2011 ('the Act').

I report in respect of my examination of the Trust's accounts carried out under Section 145 of the Act and in carrying out my examination I have followed all applicable Directions given by the Charity Commission under Section 145(5)(b) of the Act.

Independent examiner's statement

I have completed my examination. I confirm that no material matters have come to my attention in connection with the examination giving me cause to believe that in any material respect:

1. accounting records were not kept in respect of the Trust as required by Section 130 of the Act; or
2. the accounts do not accord with those records; or
3. the accounts do not comply with the applicable requirements concerning the form and content of accounts set out in the Charities (Accounts and Reports) Regulations 2008 other than any requirement that the accounts give a true and fair view which is not a matter considered as part of an independent examination.

I have no concerns and have come across no other matters in connection with the examination to which attention should be drawn in this report in order to enable a proper understanding of the accounts to be reached.



Susan Kellegher BFP FCA TEP

Clifford Roberts
Chartered Accountants
Pacioli House
9 Brookfield
Duncan Close
Northampton
Northamptonshire
NN3 6WL

Date: 20th November 2023

The Vermeer Partners Charitable Trust

Statement of Financial Activities
for the year ended 5 April 2023

		2023 Unrestricted fund £	2022 Total funds £
INCOME AND ENDOWMENTS FROM	Notes		
Donations and legacies	2	12,200	6,131
Investment income	3	23,965	22,409
Total income and endowments		<u>36,165</u>	<u>28,540</u>
 EXPENDITURE ON			
Raising funds		5,306	5,230
Charitable activities	4		
Donations		24,550	41,000
Other		1,640	1,674
Total expenditure		<u>31,496</u>	<u>47,904</u>
 NET INCOMING/(OUTGOING) RESOURCES		4,669	(19,364)
 Net gains/(losses) on investments		(84,016)	57,025
 NET MOVEMENT IN FUNDS		<u>(79,347)</u>	<u>37,661</u>
 RECONCILIATION OF FUNDS			
Total funds brought forward		823,394	785,733
TOTAL FUNDS CARRIED FORWARD		<u>744,047</u>	<u>823,394</u>


The notes form part of these financial statements

The Vermeer Partners Charitable Trust


Balance Sheet
5 April 2023


	Notes	2023 Unrestricted fund £	2022 Total funds £
FIXED ASSETS			
Investments	10	679,780	764,918
TOTAL FIXED ASSETS		<u>679,780</u>	<u>764,918</u>
CURRENT ASSETS			
Cash at bank		65,917	60,047
CREDITORS			
Amounts falling due within one year	11	(1,650)	(1,571)
NET CURRENT ASSETS		<u>64,267</u>	<u>58,476</u>
NET ASSETS		<u>744,047</u>	<u>823,394</u>
FUNDS	12		
Unrestricted funds		744,047	823,394
TOTAL FUNDS		<u>744,047</u>	<u>823,394</u>

In accordance with the engagement letter, we approve the above financial statements, which comprise the Statement of Financial Activities, Balance Sheet and related notes, set out on pages 6-13. We acknowledge responsibility for the financial statements, including the appropriateness of the accounting convention and policies, and for providing Clifford Roberts with all information and explanations necessary for their completion.


.....
J B Mann - Trustee


.....
M N C Kerr-Dineen - Trustee


.....
D P Malpas - Trustee


.....
T W Lahaise - Trustee


.....
G C Rothwell - Trustee


.....
Date

The notes form part of these financial statements

The Vermeer Partners Charitable Trust

Notes to the Financial Statements **for the year ended 5 April 2023**

1. ACCOUNTING POLICIES

Basis of preparing the financial statements

The financial statements of the charity, which is a public benefit entity under FRS 102, have been prepared in accordance with the Charities SORP (FRS 102) 'Accounting and Reporting by Charities: Statement of Recommended Practice applicable to charities preparing their accounts in accordance with the Financial Reporting Standard applicable in the UK and Republic of Ireland (FRS 102) (effective 1 January 2019)', Financial Reporting Standard 102 'The Financial Reporting Standard applicable in the UK and Republic of Ireland' and the Charities Act 2011. The financial statements have been prepared under the historical cost convention, with the exception of investments which are included at market value, as modified by the revaluation of certain assets.

The financial statements are prepared in Sterling (£) and cover the period to the 5th April each year.

Judgements and key sources of estimation uncertainty

The key assumptions concerning the future and other key sources of estimation uncertainty at the reporting date that have significant risk of causing a material adjustment to the carrying amount of the assets and liabilities within the next financial year include the value of unrealised gains and losses. As they are calculated based on the year end market value, the gain or loss is a notional figure.

The main form of financial risk faced by the charity is that of volatility in equity markets and investment markets due to wider economic conditions, attitudes of investors to investment risk and changes in sentiment concerning equities and within particular sector or sub sectors.

Going concern

The financial statements have been prepared on a going concern basis as the trustees believe that no material uncertainties exist. The trustees have considered the level of funds held and the expected level of income and expenditure for 12 months from the date the financial statements are authorised.

Basic financial instruments

The charity accounts for basic financial instruments on initial recognition as per paragraph 10.1 FRS102 SORP. Subsequent measurement is as per paragraphs 11.17 to 11.19, FRS102 SORP.

The trust does not acquire put options, derivatives or other complex financial instruments.

Income

All incoming resources are recognised once the charity has entitlement to the resources, it is certain that the resources will be received and the monetary value of incoming resources can be measured with sufficient reliability.

Gifts in kind are recognised once the charity has entitlement to the gift. The carrying value is obtained by using a market value at the date of the transfer.

Expenditure

Liabilities are recognised as expenditure as soon as there is a legal or constructive obligation committing the charity to that expenditure, it is probable that a transfer of economic benefits will be required in settlement and the amount of the obligation can be measured reliably. Expenditure is accounted for on an accruals basis and has been classified under headings that aggregate all cost related to the category. Where costs cannot be directly attributed to particular headings they have been allocated to activities on a basis consistent with the use of resources.

Included within Charitable activities are donations made to third party charities in the furtherance of the charitable objects of the trust.

Governance costs

Governance costs comprise all costs involving the public accountability of the charity and its compliance with regulation and good practice. These costs include costs relating to statutory accounting and independent examination and legal fees.

The Vermeer Partners Charitable Trust

Notes to the Financial Statements - continued
for the year ended 5 April 2023

1. ACCOUNTING POLICIES - continued

Taxation

The charity is exempt from tax on its charitable activities.

Unrestricted funds

Unrestricted funds can be used in accordance with the charitable objectives at the discretion of the trustees.

Restricted funds

Restricted funds comprise of income assets or income from donated assets which have been gifted by a donor for a specific purpose. There were no restricted funds at the balance sheet date.

Realised gains and losses

All gains and losses are taken to the Statement of Financial Activities as they arise. Realised gains and losses on investments are calculated as the difference between sales proceeds and the purchase price. Unrealised gains and losses are calculated as the difference between the market value at the year end and opening market value, after due regard for additions and disposals during the year. Realised and unrealised gains are not separated in the Statement of Financial Activities but are disclosed in the notes.

Fixed asset investments

Investments are a form of basic financial instrument and are initially recognised at their transaction value and subsequently measured at their fair value as at the balance sheet date using the closed quoted market price. The statement of financial activities includes the net gains and losses arising on revaluation and disposals throughout the year.

Debtors receivable and creditors payable within one year

Debtors and creditors with no stated interest rate and receivable or payable within one year are recorded at transaction price. Any losses arising from impairment are recognised as expenditure.

Cash and cash equivalents

Cash and cash equivalents are basic financial assets and include cash in hand, deposits held at call with banks, other short-term liquid investments with original maturities of three months or less, and bank overdrafts. Bank overdrafts are shown within the borrowings in current liabilities.

Liability recognition

Liabilities are recognised where it is more likely than not that there is a legal constructive obligation committing the charity to pay out resources and the amount of the obligation can be measured with reasonable certainty.

2. DONATIONS AND LEGACIES

	2023	2022
	£	£
Donations	<u>12,200</u>	<u>6,131</u>

3. INVESTMENT INCOME

	2023	2022
	£	£
UK equities, unit trusts and real estate	18,190	15,698
Foreign equities and unit trusts	<u>5,775</u>	<u>6,711</u>
	<u>23,965</u>	<u>22,409</u>

The Vermeer Partners Charitable Trust

Notes to the Financial Statements - continued
for the year ended 5 April 2023

4. CHARITABLE ACTIVITIES COSTS

	Direct Costs (see note 5) £
Donations	<u>24,550</u>

5. DIRECT COSTS OF CHARITABLE ACTIVITIES

Analysis of charitable expenditure

	2023 £	2022 £
Heart of Streatly Charitable Trust	-	1,000
Hornsby Professional Cricketers Fund	-	5,000
Williams-Grey Foundation	-	500
Andrew Clark Trust (Myanmar)	-	1,000
The Stevie Fisher Trust	1,500	2,500
Bowel Research UK	-	1,000
Sense	-	1,000
Cancer Research Carol Concert	-	1,000
Pimlico Music Foundation	-	2,000
Martlets Hospice	1,500	5,000
St Joseph's Hospice	-	1,000
Admiral Nurses	-	1,000
Hands On Hands Out	1,000	1,000
Wheelchair Sport	-	1,000
The Fifth Trust	-	1,500
The Listening Place	1,000	1,000
King's College Hospital London	-	1,500
Yalda Hakim Foundation	-	1,500
Royal Free Hospital	-	1,000
DEC Ukraine Appeal	-	7,500
PCC Tatton	-	1,000
St Margaret's Hospice	-	2,000
Starlight Children's Foundation	1,000	-
Royal Marsden Charity	1,000	-
Medicins Sans Frontierers	550	-
Marie Curie	2,500	-
Brooke Hospital for Animals	1,500	-
Trussell Trust	1,500	-
Lewisham and Greenwich NHS	500	-
Evelina London Children	500	-
Demelza Hospice for Children	500	-
Companions of Malta Winter Warmer	1,500	-
EMAE	2,500	-
DEC Turkey Syria Appeal	5,000	-
Alzheimers Research UK	1,000	-
	<u>24,550</u>	<u>41,000</u>

The Vermeer Partners Charitable Trust

Notes to the Financial Statements - continued
for the year ended 5 April 2023

6. SUPPORT COSTS

	Finance £	Governance costs £	Totals £
Investment management costs	5,306	-	5,306
Other resources expended	<u>-</u>	<u>1,640</u>	<u>1,640</u>
	<u>5,306</u>	<u>1,640</u>	<u>6,946</u>

All costs incurred are allocated to the sole activity of the charity.

Support costs, included in the above, are as follows:

	Investment management costs £	Other resources expended £	2023 Total activities £	2022 Total activities £
Tax credits	867	-	867	461
Management fees	4,439	-	4,439	4,769
Accountants' fees- year end accounts and Independent Examination	-	1,640	1,640	1,570
Bank charges and interest	<u>-</u>	<u>-</u>	<u>-</u>	<u>104</u>
	<u>5,306</u>	<u>1,640</u>	<u>6,946</u>	<u>6,904</u>

7. TRUSTEES' REMUNERATION AND BENEFITS

There were no trustees' remuneration or other benefits for the year ended 5 April 2023 nor for the year ended 5 April 2022.

Trustees' expenses

There were no trustees' expenses paid for the year ended 5 April 2023 nor for the year ended 5 April 2022.

8. COMPARATIVES FOR THE STATEMENT OF FINANCIAL ACTIVITIES

	Unrestricted fund £
INCOME AND ENDOWMENTS FROM	
Donations and legacies	6,131
Investment income	22,409
Total income and endowments	<u>28,540</u>
EXPENDITURE ON	
Raising funds	5,230
Charitable activities	
Donations	41,000
Other	1,674
Total expenditure	<u>47,904</u>
NET INCOME/(OUTGOING) RESOURCES	(19,364)

The Vermeer Partners Charitable Trust

Notes to the Financial Statements - continued
for the year ended 5 April 2023

8. COMPARATIVES FOR THE STATEMENT OF FINANCIAL ACTIVITIES - continued

	Unrestricted fund £
NET INCOME/(OUTGOING) RESOURCES	(19,364)
Net gains/(losses) on investments	57,025
NET MOVMENT OF FUNDS	<u>37,661</u>
 RECONCILIATION OF FUNDS	
Total funds brought forward	785,733
TOTAL FUNDS CARRIED FORWARD	<u><u>823,394</u></u>

9. FINANCIAL INSTRUMENTS

The carrying amounts of the charity's financial instruments are as follows:

	See note	2023 £	2022 £
Financial assets			
Measured at fair value through the statement of financial activities			
- Fixed asset listed investments	10	<u>678,780</u>	<u>764,918</u>
 Measured at undiscounted amount			
- Cash at bank		<u>65,917</u>	<u>60,047</u>
 Financial liabilities			
Measured at undiscounted amount			
- Accruals	11	<u>1,650</u>	<u>1,571</u>

The income, expenses, net gains and losses attributable to the charity's financial instruments are disclosed in notes 2 to 8 and all relate to financial assets measured at fair value or undiscounted amount.

The company's income, expense, gains and losses in respect of financial instruments are summarised below:

	2023 £	2022 £
Financial gains/(losses) measured at fair value		
On fixed asset investments	<u>(118,752)</u>	<u>30,195</u>

The Vermeer Partners Charitable Trust

Notes to the Financial Statements - continued
for the year ended 5 April 2023

10. FIXED ASSET INVESTMENTS

	Listed investments £
MARKET VALUE	
At 6 April 2022	764,918
Additions	131,382
Disposals	(97,672)
Revaluations	<u>(118,848)</u>
At 5 April 2023	<u>679,780</u>
NET BOOK VALUE	
At 5 April 2023	<u>679,780</u>
At 5 April 2022	<u>764,918</u>

There were no investment assets outside the UK.

Cost or valuation at 5 April 2023 is represented by:

	Listed investments £
Valuation in 2023	<u>679,780</u>

11. CREDITORS: AMOUNTS FALLING DUE WITHIN ONE YEAR

	2023 £	2022 £
Other creditors	<u>1,650</u>	<u>1,571</u>

12. MOVEMENT IN FUNDS

	At 6.4.22 £	Net movement in funds £	At 5.4.23 £
Unrestricted funds			
General fund	823,394	(79,347)	744,047
TOTAL FUNDS	<u>823,394</u>	<u>(79,347)</u>	<u>744,047</u>

Net movement in funds, included in the above are as follows:

	Incoming resources £	Resources expended £	Gains and losses £	Movement in funds £
Unrestricted funds				
General fund	36,165	(31,496)	(84,016)	(79,347)
TOTAL FUNDS	<u>36,165</u>	<u>(31,496)</u>	<u>(84,016)</u>	<u>(79,347)</u>

The Vermeer Partners Charitable Trust

Notes to the Financial Statements - continued
for the year ended 5 April 2023

12. MOVEMENT IN FUNDS - continued

Comparatives for movement in funds

	At 6.4.21 £	Net movement in funds £	At 5.4.22 £
Unrestricted funds			
General fund	785,733	37,661	823,394
	<hr/>	<hr/>	<hr/>
TOTAL FUNDS	<u>785,733</u>	<u>37,661</u>	<u>823,394</u>

Comparative net movement in funds, included in the above are as follows:

	Incoming resources £	Resources expended £	Gains and losses £	Movement in funds £
Unrestricted funds				
General fund	28,540	(47,904)	57,025	37,661
	<hr/>	<hr/>	<hr/>	<hr/>
TOTAL FUNDS	<u>28,540</u>	<u>(47,904)</u>	<u>57,025</u>	<u>37,661</u>

A current year 12 months and prior year 12 months combined position is as follows:

	At 6.4.21 £	Net movement in funds £	At 5.4.23 £
Unrestricted funds			
General fund	785,733	(41,686)	744,047
	<hr/>	<hr/>	<hr/>
TOTAL FUNDS	<u>785,733</u>	<u>(41,686)</u>	<u>744,047</u>

A current year 12 months and prior year 12 months combined net movement in funds, included in the above are as follows:

	Incoming resources £	Resources expended £	Gains and losses £	Movement in funds £
Unrestricted funds				
General fund	64,705	(79,400)	(26,991)	(41,686)
	<hr/>	<hr/>	<hr/>	<hr/>
TOTAL FUNDS	<u>64,705</u>	<u>(79,400)</u>	<u>(26,991)</u>	<u>(41,686)</u>

The Vermeer Partners Charitable Trust

Notes to the Financial Statements - continued
for the year ended 5 April 2023

13. RELATED PARTY DISCLOSURES

There were no related party transactions for the year ended 5 April 2023.

The Vermeer Partners Charitable Trust

Detailed Statement of Financial Activities
for the year ended 5 April 2023

	2023 £	2022 £
INCOME AND ENDOWMENTS		
Donations and legacies		
Donations	12,200	6,131
Investment income		
UK equities, unit trusts and real estate	18,190	15,698
Foreign equities and unit trusts	<u>5,775</u>	<u>6,711</u>
	<u>23,965</u>	<u>22,409</u>
Total incoming resources	36,165	28,540
EXPENDITURE		
Charitable activities		
Donations	24,550	41,000
Support costs		
Finance		
Tax credits	867	461
Management fees	<u>4,439</u>	<u>4,769</u>
	5,306	5,230
Governance costs		
Accountants' fees- year end accounts and Independent Examination	1,640	1,570
Bank charges and interest	<u>-</u>	<u>104</u>
	<u>1,640</u>	<u>1,674</u>
Total resources expended	<u>31,496</u>	<u>47,904</u>
Net income/(expenditure) before gains and losses	4,669	(19,364)
Realised recognised gains and losses		
Realised gains/(losses) on fixed asset investments	<u>34,832</u>	<u>26,830</u>
Net income	<u>39,501</u>	<u>7,466</u>

This page does not form part of the statutory financial statements