

THE TURBARY ALLOTMENT CHARITY
FINANCIAL STATEMENTS
31 MARCH 2025

Charity Number 231769

**THE TURBARY ALLOTMENT CHARITY
FINANCIAL STATEMENTS
FOR THE YEAR ENDED 31 MARCH 2025**

CONTENTS

| | |
|---|---|
| Trustees annual report | 3 |
| Independent examiner's report to the trustees | 4 |
| Statement of financial activities | 5 |
| Balance sheet | 6 |
| Notes to the financial statements | 7 |

**THE TURBARY ALLOTMENT CHARITY
TRUSTEES ANNUAL REPORT
FOR THE YEAR ENDED 31 MARCH 2025**

The trustee presents their report and the unaudited financial statements of the charity for the year ended 31st March 2025

ADDRESS

2 Franklin Avenue, Tadley, Hampshire, RG26 4ET

TRUSTEES

The Corporate trustee of the Charity is Tadley Town Council represented by the members of that body at each meeting.

BANKERS

Lloyds TSB plc. Aldermaston Road, Tadley, Hants RG26 6QB

SOLICITORS

Rowberry Morris, Sherfield House, Mulfords Hill, Tadley, RG26 3XJ

INDEPENDENT EXAMINER

Do the Numbers Ltd, 37 Upper Brownhill Road, Southampton SO16 5NG

GOVERNANCE

Charity Commission Scheme dated 5 February 1991

OBJECTS as set out in Governing Document

Subject to payment of expenses to administer the Charity and any of its land and property, the Charity applies its income to relieving either generally or individually persons resident in the area of benefit who are in conditions of need, hardship, or distress by making grants of money or providing or paying for items, services or facilities calculated to reduce the need, hardship or distress of such persons.

ACTIVITIES in relation to the objects

The Charity provides grants (in the form of money, provision or paying for items, services or facilities) to organisations or individuals in the area of benefit, for the relief of need, hardship or distress. Individuals must be resident in the area of benefit, however grants can also be made to people who have a long association with the area of benefit but no longer live within the area, e.g. a person who has lived in Tadley all their life but is now in residential care in Basingstoke. Organisations must be providing benefit primarily to persons residing in the area of benefit.

A Clerk is engaged part-time to attend to the administration of the Charity.

GRANT MAKING POLICY

The charity provides grants to organisations or individuals in the area of benefit, for the relief of need, hardship or distress.

INVESTMENT POLICY

The Trustees look to generate an income whilst maintaining the capital and consider that funds designed for the Charity sector meets that requirement.


RESERVES POLICY

The free reserves of the Charity, which are unrestricted funds, are available to meet its running costs and can then be applied to grants in accordance with the grants policy. If the charity has an annual surplus of income over outgoings and these surpluses are placed in the COIF Charities Deposit Fund, managed by CCLA Investment Management Ltd. The monies on deposit are available on demand without penalty and earn a competitive rate of interest linked to the money market. The endowment fund of the charity (amounting to £814,483) derives from the sale of land and is also invested as per the reserves policy

SIGNED ON BEHALF OF THE TRUSTEES,



Name **SUE MULLAN**
Date **21/7/25**



Name **AVRIL BURDETT**
Date **21/7/25**

**THE TURBARY ALLOTMENT CHARITY
INDEPENDENT EXAMINER'S REPORT TO THE TRUSTEES
FOR THE YEAR ENDED 31 MARCH 2025**

I report on the accounts of the charity for the year ended 31 March 2025 which are set out on pages 5 to 7

RESPECTIVE RESPONSIBILITIES OF TRUSTEES AND EXAMINER

The charity's trustees are responsible for the preparation of the accounts. The charity's trustees consider that an audit is not required for this year under section 144(2) of the Charities Act 2011 (the 2011 Act) and that an independent examination is needed.

It is my responsibility to: examine the accounts under section 145 of the 2011 Act; to follow the procedures laid down in the general Directions given by the Charity Commission under section 145(5)(b) of the 2011 Act; and to state whether particular matters have come to my attention.


BASIS OF INDEPENDENT EXAMINER'S REPORT

My examination was carried out in accordance with the general Directions given by the Charity Commission. An examination includes a review of the accounting records kept by the charity and a comparison of the accounts presented with those records. It also includes consideration of any unusual items or disclosures in the accounts, and seeking explanations from you as trustees concerning any such matters. The procedures undertaken do not provide all the evidence that would be required in an audit and consequently no opinion is given as to whether the accounts present a 'true and fair view' and the report is limited to those matters set out in the statement below.

INDEPENDENT EXAMINER'S STATEMENT

In connection with my examination, no matter has come to my attention:

- (1) which gives me reasonable cause to believe that in any material respect the requirements: have not been met; or
- (2) to which, in my opinion, attention should be drawn in order to enable a proper understanding of the accounts to be reached.



Do the Numbers Ltd, 37 Upper Brownhill Road, Southampton SO16 5NG
2nd July 2025

**THE TURBARY ALLOTMENT CHARITY
INCOME AND EXPENDITURE ACCOUNT
FOR THE YEAR ENDED 31 MARCH 2025**


| | Note | Unrestricted Funds £ | Endowment Fund £ | Total Funds 2025 £ | 2024 £ |
|---|------|----------------------------|------------------------|--------------------------|-----------|
| INCOME | | | | | |
| Rural Payment Agency income | 1 | 32,971 | | 32,971 | 9,643 |
| Investment income | | 18,113 | | 18,113 | 23,104 |
| Asset sold | | | | 0 | 868 |
| Feed in tariff income | | 866 | | 866 | 912 |
| Wayleaves | | 1,958 | | 1,958 | 253 |
| Building rental income | | 30,668 | | 30,668 | 26,594 |
| | | | | 0 | 0 |
| | | 84,575 | | 84,575 | 61,374 |
| | | | | 0 | 0 |
| Crystallised gains on investment sales | | 0 | | 0 | 0 |
| Bank interest | | 2,070 | | 2,070 | 1,260 |
| TOTAL INCOMING RESOURCES | | 86,645 | 0 | 86,645 | 62,634 |
| EXPENDITURE | | | | | |
| Grants made | 2 | 15,326 | | 15,326 | 49,657 |
| Repairs and maintenance | | 3,858 | | 3,858 | 4,757 |
| Maintenance of common | | 66,021 | | 66,021 | 39,862 |
| Insurance | | 4,886 | | 4,886 | 4,723 |
| Wages | | 1,697 | | 1,697 | 1,633 |
| Sundries | | 11,099 | | 11,099 | 7,351 |
| Independent examiners fee | | 575 | | 575 | 575 |
| Management fees | | 1,412 | | 1,412 | 1,378 |
| | | 104,874 | 0 | 104,874 | 109,936 |
| Depreciation | | 25,434 | | 25,434 | 33,647 |
| TOTAL RESOURCES EXPENDED | | 130,309 | 0 | 130,309 | 143,583 |
| NET INCOMING/ (OUTGOING) RESOURCES | | -43,664 | 0 | -43,664 | -80,948 |

The notes on page 7 form part of these financial statements.

THE TURBARY ALLOTMENT CHARITY
BALANCE SHEET
AS AT 31 MARCH 2025

| | Note | 2025 | 2024 |
|---------------------------------|------|------------------|------------------|
| | | £ | £ |
| FIXED ASSETS | | | |
| Tangible assets | 3 | 274,346 | 299,780 |
| Fixed asset investments | | <u>815,631</u> | <u>851,344</u> |
| | | <u>1,089,977</u> | <u>1,151,125</u> |
| CURRENT ASSETS | | | |
| Prepayments and other debtors | | 0 | 0 |
| Cash at bank and in hand | | <u>19,045</u> | <u>26,376</u> |
| | | <u>19,045</u> | <u>26,376</u> |
| CURRENT LIABILITIES | | | |
| Accruals and other creditors | | 0 | 0 |
| | | <u>0</u> | <u>0</u> |
| NET CURRENT ASSETS | | <u>19,045</u> | <u>26,376</u> |
| NET ASSETS | | <u>1,109,022</u> | <u>1,177,500</u> |
| FUNDS | | | |
| Designated unrestricted reserve | 4 | 92,255 | 125,019 |
| Endowment Fund | | 814,483 | 814,483 |
| Unrealised gains on investments | | <u>202,284</u> | <u>237,998</u> |
| TOTAL FUNDS | | <u>1,109,022</u> | <u>1,177,500</u> |

These financial statements were approved on



Name SYE MULLAN
Date 21/7/25

The notes on page 7 form part of these financial statements.

THE TURBARY ALLOTMENT CHARITY
NOTES TO THE FINANCIAL STATEMENTS
FOR THE YEAR ENDED 31 MARCH 2025

1. ACCOUNTING POLICIES

Basis of accounting

The financial statements have been prepared under the historical cost convention, except for investments which are included at market value and the revaluation of certain fixed assets, and in accordance with applicable United Kingdom accounting standards and The requirements of the Statement of Recommended Practice 'Accounting and Reporting by Charities' issued in March 2005 (SORP 2005) and FRS102 with reduced disclosure exemptions.

Fixed assets

Until 2019 all assets were recorded at historic cost due to the low level of expenditure.
 From 2020, all assets were depreciated as follows

| | |
|---|--|
| Land and freehold buildings | recorded at historic cost or nominal value |
| Fixtures and fittings on Turbary Building | 15 % reducing balance |
| Fixtures and fittings on Turbary Common | 20 % reducing balance |
| Play and sports Equipment | 25% reducing balance |

2. GRANTS and related party transactions

During the year the following grants were made to organisations with which the Charity is related

Nil

£0
 £0

3. FIXED ASSETS

| | Land and Buildings £ | Building fixtures £ | Common Fixtures £ | Play equipment £ | 2025 Total £ | 2024 £ |
|--------------------------------|----------------------------|---------------------------|-------------------------|------------------------|-----------------|-----------|
| COST | | | | | | |
| Brought forward | 193,918 | 17,903 | 14,464 | 336,533 | 562,818 | 562,818 |
| Additions | 0 | 0 | 0 | 42,094 | 42,094 | 42,094 |
| as at 31.03.24 | 193,918 | 17,903 | 14,464 | 378,627 | 604,911 | 604,911 |
| DEPRECIATION | | | | | | |
| Brought forward | 0 | 9,959 | 9,724 | 285,447 | 305,131 | 271,484 |
| Charge for the year | 0 | 1,192 | 948 | 23,295 | 25,434 | 33,647 |
| as at 31.03.24 | 0 | 11,151 | 10,672 | 308,742 | 330,565 | 305,131 |
| NET BOOK VALUE | | | | | | |
| Brought forward at 01.04.23 | 193,918 | 7,943 | 4,740 | 51,086 | 257,687 | 291,333 |
| Carried forward as at 31.03.24 | 193,918 | 6,752 | 3,792 | 69,885 | 274,346 | 299,780 |

4. RESERVES

| | 01.04.24 b/fwd £ | Income £ | Expenditure £ | Transfers £ | c/fwd 31.03.25 £ |
|--------------------------------|------------------------|-------------|------------------|----------------|------------------------|
| Unrestricted reserve | 135,919 | 0 | 43,664 | 0 | 92,255 |
| Endowment Fund | 814,483 | | | 0 | 814,483 |
| Unrealised gain on investments | 209,473 | -7,188 | | 0 | 202,284 |
| | 1,159,874 | -7,188 | 43,664 | 0 | 1,199,022 |