

CHARITY OF MISS ANN FARRAR BRIDEOAKE

England & Wales · Charity number 213848

Details

Other names CHARITY OF MISS ANN FARRAR BRIDECAKE

Status Registered

Legal form Other

Registered 1963-01-16

Register [View on the Charity Commission register](#)

Contact

Address 8 Blake Street
York
YO1 8XJ

Phone 01904625678

Activities

Objects: THE BENEFIT OF DESERVING AND NEEDY GENTLEMEN AND GENTLEWOMEN IN REDUCED CIRCUMSTANCES OF GOOD CHARACTER BEING COMMUNICANTS OF THE CHURCH OF ENGLAND AND WHO ARE RESIDENT IN ONE OF THE DIOCESES OF YORK,LIVERPOOL AND MANCHESTER.

Activities: Makes grant to individuals. The beneficiaries are communicants of the Church of England resident in the Diocese of York, Liverpool and Manchester.

Classification

- **How:** Makes Grants To Individuals
- **What:** The Prevention Or Relief Of Poverty
- **Who:** Other Defined Groups

Geography

- **Area of benefit:** DIOCESES OF YORK,LIVERPOOL AND MANCHESTER.
- City Of York
- Lancashire
- Liverpool City
- Manchester City

Finances

| Period end | Income | Expenditure | Assets | Employees |
|------------|----------|-------------|--------|-----------|
| 2025-04-05 | £153,794 | £81,687 | - | - |
| 2024-04-05 | £158,384 | £72,368 | - | - |
| 2023-04-05 | £136,582 | £87,057 | - | - |
| 2022-04-05 | £111,134 | £47,968 | - | - |
| 2021-04-05 | £89,362 | £28,877 | - | - |

Trustees

| Name | Role | Appointed |
|-----------------------|------|-----------|
| ALAN WARE | | |
| DAVID JOHN CLARKE | | |
| DAVID MICHAEL GIBSON | | |
| RICHARD WILLIAM RUSBY | | |

CHARITY OF MISS ANN FARRAR BRIDEOAKE

England & Wales - Charity number 213848

Accounts

Trustees A F Briedoake deceased

Financial Statements

For the year ended
5 April 2025

Trustees A F Brideoake deceased

Financial Statements
for the year ended 5 April 2025

| Contents | Page |
|--|-------------|
| Accountants' Report | 1 |
| Background notes and accounting policies | 2 |
| Income and Expenditure Account | 3 |
| Investment Income for the year | 4 - 5 |
| Balance Sheet | 6 - 7 |
| Schedule of Investments | 8 - 9 |
| Reconciliation and analysis of Movement of Funds | 10 |

Statement of Trustees' Responsibilities

Law applicable to charities in England and Wales requires the trustees to prepare financial statements for each financial year, which give a true and fair view of the incoming resources and applications of the resources of the charity during the year and of its state of affairs at the end of the year. In preparing financial statements giving a true and fair view, the trustees should follow best practice and:

select suitable accounting policies and then apply them consistently;

make judgements and estimates that are reasonable and prudent;

prepare the financial statements on the going concern basis unless it is inappropriate to presume that the charity will continue in operation.

The trustees are responsible for keeping proper accounting records which disclose with reasonable accuracy the financial position of the charity and which enable them to ascertain its financial position and to ensure that the financial statements comply with that Charities Act 1993, the Charities (Accounts and Reports) Regulations 2005 and the Trust Deed. They are also responsible for safeguarding the assets of the charity and hence for taking reasonable steps for the prevention and detection of fraud and other irregularities.

Trustees A F Brideoake deceased

Background notes

Settlor Miss A.F. Brideoake

Date of Settlement 3rd October 1912

Trustees R W Rusby
D Clarke
D Gibson
A L Ware

Terms of Trust Under the terms of the will of Miss A.F. Brideoake as varied by the scheme accepted by the Charity Commissioners on the 14th July 1975, the beneficiaries are communicants of the Church of England resident in the Diocese of York, Liverpool and Manchester.

The trustees have discretionary investment powers.

Taxation The trust is not liable to income tax and provision for repayment of taxation suffered has been included in the accounts.

Accounting Policies

- 1 Listed investments are valued at market value.
- 2 Income receivable up to the Balance Sheet date has been accrued for.
- 3 Provision has been made for all professional fees payable up to the Balance Sheet date.

Trustees A F Brideoake deceasedIncome and expenditure account
for the year ended 5 April 2025

| | | 2025 | | 2024 | |
|--|--------|------------|----------------|-----------|----------------|
| | | £ | £ | £ | £ |
| Gross Income | | | | | |
| Investment income | Page 5 | | 129,620 | | 127,562 |
| Rents, ground rents etc. | | | | | |
| Market Weighton property | | | 1,733 | | 1,607 |
| Interest received | | | | | |
| Bank interest | | | 22,440 | | 29,215 |
| | | | <u>153,794</u> | | <u>158,385</u> |
| Expenditure | | | | | |
| Trustee expenses | | 466 | | 418 | |
| Public liability insurance | | 1,245 | | 1,204 | |
| Legal charges etc. | | 26,400 | | 26,400 | |
| Accountancy charges | | 1,500 | | 1,500 | |
| Bank charges | | <u>101</u> | | <u>95</u> | |
| | | | <u>29,712</u> | | <u>29,617</u> |
| | | | 124,081 | | 128,768 |
| Bounties | | | 51,975 | | 56,400 |
| Net income/(expenditure) for the year | | | <u>72,106</u> | | <u>72,368</u> |

Trustees A F Brideoake deceasedInvestment income account
for the year ended 5 April 2025

| | 2025 | 2024 |
|--|---------------|---------------|
| | £ | £ |
| Interest from Government Securities | | |
| 1.25% IL Treasury Stock 2027 | 1,689 | 1,630 |
| Wider Range Securities | | |
| The Equities Investment Fund for Charities | 23,530 | 22,360 |
| Aberdeen Diversified | - | 1,275 |
| Aberdeen | 601 | 601 |
| Alliance Witan | 1,797 | 1,210 |
| Artemis Global Inc | 4,927 | 1,600 |
| Asia Dragon Trust | - | 197 |
| AstraZeneca | 4,040 | 3,747 |
| Aviva | - | - |
| Aviva US Equity Income | 1,343 | 1,345 |
| BAE Systems | 742 | 674 |
| Balfour Beattie | 257 | 228 |
| BHP Group | 1,430 | 1,806 |
| Blackrock Cont Eu Inv | 1,760 | 2,022 |
| BMO Comm Prop Trust | 645 | 1,478 |
| BNY Mellon | 912 | 931 |
| BP | 1,694 | 1,573 |
| British Land | 439 | 445 |
| Compass Group | 545 | 493 |
| Conbrio CFPSDL Gen Inc | 405 | 425 |
| Capital Emerging Mkts Total Opp Inc | 524 | 488 |
| Carnival | - | - |
| Centrica | 178 | 142 |
| Derwent London | 168 | 166 |
| Diageo | 1,542 | 1,556 |
| Experian | 1,195 | 1,095 |
| Fid GBL IL Bond | - | 17 |
| FIL Inv Global Enhanced inc | 4,510 | 4,277 |
| First Trust GI Equity | 775 | 1,158 |
| GlaxoSmithKline | 434 | 397 |
| Haleon | 55 | 37 |
| HSBC Holdings | 7,745 | 5,086 |
| Henderson Eurotrust | 1,097 | 908 |
| IMI | 441 | 400 |
| Ishares | 780 | 780 |
| Johnson Matthey | 309 | 309 |
| JPMorgan American Investment Trust | 620 | 562 |
| JPMorgan Asia Growth inc | 1,461 | 1,372 |
| JPMorgan Emerging Markets | 193 | 167 |
| JPMorgan US Eq Inc | 709 | 540 |
| Jupiter Euro Inc | 222 | 325 |
| Land Securities | 216 | 211 |
| Law Debenture Corporation | 4,656 | 4,445 |
| Legal and General | 555 | 529 |
| Lion Trust Euro income | 614 | 847 |
| London Metric Property | 1,285 | 1,752 |
| Gross Income | 77,041 | 71,604 |

Trustees A F Brideoake deceased

Investment income account
for the year ended 5 April 2025

| | 2025 £ | 2024 £ |
|--|----------------|----------------|
| M&G | 154 | 155 |
| Marks & Spencer | 216 | 72 |
| Mercantile Investment Trust | 1,256 | 1,199 |
| Monks Investment Trust | 113 | 169 |
| Montanaro Smaller Cos UK | 1,976 | 2,168 |
| Morgan Stanley Global Brands Inc | 465 | 585 |
| National Grid | 1,116 | 1,068 |
| NB Global FI Rate | 48 | 575 |
| Pearson | 187 | 177 |
| Pennon Group | 545 | 530 |
| Premier Port Milton UK Capt inc | 3,229 | 3,123 |
| Prudential | 129 | 122 |
| Reckitt & Benckiser | 226 | 215 |
| Relx | 1,242 | 1,157 |
| Royal Dutch Shell | 2,911 | 2,761 |
| Royal London STG extra yield | 3,388 | 3,325 |
| Rio Tinto | 4,360 | 4,167 |
| Schroder Asian Inc Fund | 900 | 871 |
| Scottish & Southern Energy | 664 | 952 |
| Scottish Mortgage Investment Trust | 820 | 793 |
| Standard Chartered | 178 | 122 |
| Standard Life Eq Inc Trust | 290 | 1,161 |
| Standard Life Inv Prop | 292 | 1,166 |
| Tate & Lyle | 101 | 101 |
| Temple Bar Inv Tr | 656 | 562 |
| Tesco | 1,007 | 878 |
| Twentyfour Inc Fund | 867 | 910 |
| 3i Infrastructure | 685 | 643 |
| Unilever | 726 | 727 |
| Valu-Trac Gravis Inc | 932 | 4,239 |
| Veritas Global | 97 | 24 |
| Vodafone | 718 | 975 |
| Whitbread | 253 | 214 |
| Witan Inv Trust | 556 | 1,029 |
| Woodside Energy | 255 | 297 |
| Artemis St Bond | 2,296 | 2,068 |
| Franklin Temp IL Bond | 1,732 | 1,315 |
| Henderson Diversified Ord NPV | 500 | 429 |
| Janus Henderson Gbl Inv Preference & BD | 996 | 906 |
| Aegon Asst Man Sterling Cor Bond | 1,211 | 1,146 |
| Invesco Perp Corporate Bond | 1,996 | 1,777 |
| M & G Strat Corp Bond | 2,387 | 2,266 |
| M & G GI Makro Bond | 956 | 909 |
| National Grid Gas IL | | - |
| Ninety One Fund Emerging Markets Local Curr Debt | 300 | 372 |
| Pimco Sel In Bond | 2,591 | 2,029 |
| Rathbone Man Ethical Bond | 2,238 | 2,034 |
| Schroder Corporate Bond | 2,209 | 2,109 |
| CT Investment H Y Bond | 1,611 | 1,366 |
| Gross Income | <u>129,620</u> | <u>127,562</u> |

Trustees A F Brideoake deceased

Balance Sheet
as at 5 April 2025

| | | 2025 | | 2024 | |
|--|--------|----------------|-------------------------|----------------|-------------------------|
| | | £ | £ | £ | £ |
| Investments | Page 8 | | 3,867,175 | | 4,017,281 |
| Freehold Properties | | | | | |
| Leigh | | 633 | | 633 | |
| Lowton St. Mary's | | 445 | | 445 | |
| Market Weighton | | <u>693</u> | | <u>693</u> | |
| | | | 1,770 | | 1,770 |
| Perpetual Rent Charge | | | | | |
| £7 per annum at Chorlton-cum-Hardy, M/c. | | | 161 | | 161 |
| Freehold Ground Rents | | | | | |
| Leigh | | 176 | | 176 | |
| Lowton St. Mary's | | <u>615</u> | | <u>615</u> | |
| | | | 791 | | 791 |
| Loans on Mortgage | | | | | |
| G & K Galley | | | 2,000 | | 2,000 |
| Cash and bank balances | | | | | |
| HSBC-current account | | 8,617 | | 5,366 | |
| Walker Crips Group | | 524,590 | | 357,236 | |
| Cowling Swift & Kitchen-Clients' account | | <u>573,012</u> | | <u>648,051</u> | |
| | | | 1,106,219 | | 1,010,654 |
| Debtors | | | | | |
| Income tax | | | - | | - |
| | | | <u>4,978,116</u> | | <u>5,032,657</u> |
| Less: Current liabilities | | | | | |
| Accruals | | - | | - | |
| Cowling Swift & Kitchen | | 26,400 | | 26,400 | |
| Accountancy | | <u>1,500</u> | | <u>3,000</u> | |
| | | | 27,900 | | 29,400 |
| Net assets | | | <u><u>4,950,216</u></u> | | <u><u>5,003,257</u></u> |

Trustees A F Brideoake deceased

Balance Sheet
as at 5 April 2025

| | 2025 £ | 2024 £ |
|----------------------------|------------------|------------------|
| Funds | | |
| Permanent Endowment | 4,588,719 | 4,713,867 |
| General | 361,496 | 289,390 |
| | <u>4,950,216</u> | <u>5,003,257</u> |

The financial statements on pages 3 to 8 were approved by the trustees on
on their behalf by:

and signed

D Gibson
Trustee

D Clarke
Trustee

R W Rusby
Trustee

Trustees A F Brideoake deceased

Schedule of Investments
at 5 April 2025

| | 2025 | | 2024 | |
|--|-------------------|----------------|-------------------|----------------|
| | Market Value £ | Cost £ | Market Value £ | Cost £ |
| Government Securities | | | | |
| 1.25% Treasury IL 2027 | 141,779 | 100,164 | 138,396 | 100,164 |
| | <u>141,779</u> | <u>100,164</u> | <u>138,396</u> | <u>100,164</u> |
| Wider Range Securities | | | | |
| The Equities Investment Fund for Charities | 374,449 | 30,110 | 394,217 | 30,110 |
| Alliance Witan | 93,344 | 43,107 | 58,944 | 8,098 |
| Aberdeen | 5,581 | 11,728 | 6,034 | 11,728 |
| Aberdeen Diversified | - | - | 13,294 | 19,909 |
| Aberdeen Equity Inc | - | - | 15,474 | 20,931 |
| Artemis Global Income | 161,275 | 135,343 | 50,035 | 35,400 |
| Asia Dragon Trust | - | - | 11,134 | 12,012 |
| AstraZeneca | 177,792 | 3,752 | 198,420 | 3,752 |
| Aviva UK US Eq Inc | 51,225 | 24,901 | 49,677 | 24,901 |
| Axa Framlington | 88,665 | 9,999 | 90,337 | 9,999 |
| BAE Systems | 36,420 | 7,954 | 31,992 | 7,954 |
| Balfour Beatty | 8,800 | 5,990 | 7,913 | 5,990 |
| BHP Group | 24,772 | 30,184 | 33,345 | 30,184 |
| Blackrock Cont Eu | 50,904 | 39,923 | 52,447 | 39,923 |
| Blackrock Eur Absolute Alpha | 45,085 | 40,020 | 45,098 | 40,020 |
| BMO Comm Prop Trust | - | - | 22,819 | 33,552 |
| BNY Mellon AS Inc | 23,508 | 20,199 | 23,706 | 20,199 |
| BP | 25,949 | 36,472 | 36,428 | 36,472 |
| British Land | 6,904 | 10,022 | 7,450 | 10,022 |
| Capital Intl Emerging Mkts | 8,442 | 10,000 | 8,777 | 10,000 |
| Carnival | 2,274 | 5,814 | 2,170 | 5,814 |
| Centrica | 6,286 | 10,597 | 5,453 | 10,597 |
| Compass Group | 28,714 | 9,286 | 25,534 | 9,286 |
| Conbrio CFPSDL Gen inc | 27,881 | 40,020 | 29,034 | 40,020 |
| Derwent London | 3,851 | 5,005 | 4,318 | 5,005 |
| Diageo | 39,133 | 678 | 53,983 | 678 |
| Experian Group | 81,150 | 1,403 | 81,100 | 1,403 |
| FIL Inv Global enhanced inc | 82,695 | 80,020 | 82,166 | 80,020 |
| First Sentier Stewart Asia Pac Ldrs Trust | 48,525 | 20,657 | 50,672 | 20,657 |
| First Trust GI Funds Eq Markets | 19,676 | 20,048 | 20,399 | 20,048 |
| Franklin Temp Global Em Markets W Acc | 20,811 | 10,312 | 21,285 | 10,312 |
| GlaxoSmithKline | 10,093 | 8,192 | 11,912 | 8,192 |
| Haleon | 3,413 | 1,818 | 3,022 | 1,818 |
| Henderson High Income Trust | 7,409 | 10,025 | 7,456 | 10,025 |
| Janus Henderson Preference & Bond | 20,780 | 24,997 | 20,216 | 24,997 |
| Henderson Eurotrust | 33,869 | 19,996 | 36,448 | 19,996 |
| HSBC Holdings | 91,147 | 11,097 | 83,423 | 11,097 |
| 3I Infrastructure | 17,205 | 9,997 | 18,571 | 9,997 |
| IMI | 25,442 | 5,734 | 26,438 | 5,734 |
| Ishares S&P | 65,724 | 10,594 | 66,718 | 10,594 |
| J P Morgan American Inv Trust | 69,982 | 9,996 | 74,323 | 9,996 |
| JPMorgan Asia Growth inc | 31,003 | 39,920 | 31,983 | 39,920 |
| J P Morgan Emerging Markets | 9,825 | 10,018 | 10,617 | 10,018 |
| J P Morgan US Eq Income | 32,248 | 25,175 | 32,049 | 25,175 |
| Johnson Matthey | 4,896 | 4,442 | 7,042 | 4,442 |
| Jupiter European Income | 28,737 | 25,132 | 33,080 | 25,132 |
| | <u>2,137,663</u> | <u>980,838</u> | <u>2,135,347</u> | <u>932,289</u> |

Trustees A F Briedoake deceased

Schedule of Investments
at 5 April 2025

| | 2025 | | 2024 | |
|---|---------------------|---------------------|-------------------|---------------------|
| | Market Value £ | Cost £ | Market Value £ | Cost £ |
| Wider Range Securities (continued) | | | | |
| Land Securities | 2,905 | 2,998 | 3,506 | 2,998 |
| Law Debenture Corporation | 114,689 | 29,861 | 119,889 | 29,861 |
| Legal & General | 5,990 | 6,964 | 6,353 | 6,964 |
| London Metric Property | 26,503 | 40,159 | 29,028 | 40,159 |
| Lion Trust Eu inc | 32,856 | 20,072 | 36,409 | 20,072 |
| M&G plc | 1,438 | 548 | 1,569 | 548 |
| Marks & Spencer | 26,143 | 4,043 | 18,418 | 4,043 |
| Mercantile Inv Trust | 33,810 | 15,013 | 36,789 | 15,013 |
| Monks Investment Trust | 58,625 | 13,928 | 62,243 | 13,928 |
| Montanaro Smaller Cos UK Inc | 50,024 | 80,020 | 58,539 | 80,020 |
| Morg Stanley Global Brands Inc | 92,017 | 80,020 | 88,000 | 80,020 |
| National Grid | 25,012 | 15,462 | 19,629 | 11,941 |
| NB Global FI rate Inc | 10 | 48 | 677 | 227 |
| Ninety One Fund Man Emerging Mkts Local Curr | 5,091 | 10,000 | 5,207 | 10,000 |
| Pearson | 9,497 | 10,016 | 7,886 | 10,016 |
| Pennon Group | 5,563 | 13,087 | 8,053 | 13,087 |
| Premier Port Milton UK Capt inc | 57,241 | 80,020 | 61,276 | 80,020 |
| Premier Port Milton Eurt Opps | 31,266 | 40,020 | 35,616 | 40,020 |
| Premier Port Milton US Opp B acc | 44,219 | 40,020 | 47,604 | 40,020 |
| Prudential | 5,825 | 3,431 | 5,468 | 3,431 |
| Reckitt Benckiser | 5,844 | 8,091 | 5,138 | 8,091 |
| Relx | 78,991 | 9,794 | 68,372 | 9,794 |
| Shell | 66,951 | 26,692 | 77,244 | 26,692 |
| Royal London STG extra yield | 49,893 | 54,020 | 48,396 | 54,020 |
| Rio Tinto | 54,683 | 10,216 | 70,589 | 10,216 |
| Schroder Asian Inc Fund | 19,360 | 20,189 | 20,613 | 20,189 |
| Scottish & Southern Energy | 17,371 | 7,432 | 18,082 | 7,432 |
| Scottish Morg Inv Trust | 165,520 | 24,996 | 163,043 | 24,996 |
| SLF Realisation Fund | 175 | 1,387 | 312 | 1,717 |
| Standard Chartered | 7,268 | 10,847 | 5,229 | 10,847 |
| Aberdeen Prop Inc Trust | - | - | 14,692 | 23,002 |
| Tate & Lyle | 2,590 | 4,989 | 3,440 | 4,989 |
| Temple Bar Inv Trust | 15,912 | 15,033 | 15,093 | 15,033 |
| Tesco | 27,376 | 14,517 | 23,858 | 14,517 |
| CT Investment Funds Inv American Select Trust | 53,832 | 20,125 | 58,569 | 20,125 |
| Twentyfour Inc Fund | 9,448 | 10,037 | 8,996 | 10,037 |
| Unilever | 23,001 | 6,452 | 20,286 | 6,452 |
| Valu-Trac Gravis UK Income | - | - | 66,038 | 84,405 |
| Veritas Global GBP A | 43,600 | 40,020 | 42,297 | 40,020 |
| Vodafone | 8,448 | 22,006 | 8,559 | 22,006 |
| Witan Investment Trust | - | - | 43,367 | 35,009 |
| Whitbread | 6,204 | 10,003 | 8,076 | 10,003 |
| Woodside Energy Group | 2,595 | 4,634 | 3,930 | 4,634 |
| Artemis Str Bond | 47,608 | 52,041 | 46,193 | 52,041 |
| Fid GBL IL Bond | 55,912 | 50,436 | 53,046 | 50,436 |
| Franklin Temp Term Bond | 26,399 | 49,993 | 27,133 | 49,993 |
| Invesco Perp Corp bond | 47,756 | 44,997 | 47,599 | 44,997 |
| Aegon Asst Man Sterling Cor Bond | 34,033 | 34,998 | 33,308 | 34,998 |
| M & G Corporate Bond | 48,904 | 48,406 | 49,322 | 48,406 |
| M & G Makro Bond | 20,514 | 24,892 | 20,819 | 24,892 |
| Pimco GI Sel UK Bond | 44,800 | 52,635 | 44,211 | 52,635 |
| Rathbone Man Ethical Bond | 43,529 | 54,020 | 43,197 | 54,020 |
| Schroder Corp Bond | 42,127 | 54,020 | 41,290 | 54,020 |
| CT Investment Funds High Yield Bond | 30,144 | 29,998 | 29,442 | 29,998 |
| | <u>3,867,175.00</u> | <u>2,304,481.97</u> | <u>4,017,281</u> | <u>2,395,335.60</u> |

3760876.38

Trustees A F Brideoake deceased

Reconciliation and Analysis of Movement of Funds
for the year ended 5 April 2025

| | General | Restricted Funds | Total |
|--|----------------|--------------------------------------|------------------|
| | £ | Permanent Endowment £ | £ |
| Opening value of funds | 289,390 | 4,713,867 | 5,003,257 |
| Management fees | - | (25,082) | (25,082) |
| Net income/(expenditure) for the year | 72,106 | - | 72,106 |
| Realised gains/(losses) on investments | - | (40,814) | (40,814) |
| Unrealised gains/(losses) on investments | - | (59,252) | (59,252) |
| Closing value of funds | <u>361,496</u> | <u>4,588,719</u> | <u>4,950,216</u> |

Page 7

CHARITY OF MISS ANN FARRAR BRIDEOAKE

England & Wales - Charity number 213848

Accounts

Trustees A F Brideoake deceased

Financial Statements

For the year ended
5 April 2024

Trustees A F Brideoake deceased

Financial Statements
for the year ended 5 April 2024

| Contents | Page |
|--|-------------|
| Accountants' Report | 1 |
| Background notes and accounting policies | 2 |
| Income and Expenditure Account | 3 |
| Investment Income for the year | 4 - 5 |
| Balance Sheet | 6 - 7 |
| Schedule of Investments | 8 - 9 |
| Reconciliation and analysis of Movement of Funds | 10 |

Statement of Trustees' Responsibilities

Law applicable to charities in England and Wales requires the trustees to prepare financial statements for each financial year, which give a true and fair view of the incoming resources and applications of the resources of the charity during the year and of its state of affairs at the end of the year. In preparing financial statements giving a true and fair view, the trustees should follow best practice and:

select suitable accounting policies and then apply them consistently;

make judgements and estimates that are reasonable and prudent;

prepare the financial statements on the going concern basis unless it is inappropriate to presume that the charity will continue in operation.

The trustees are responsible for keeping proper accounting records which disclose with reasonable accuracy the financial position of the charity and which enable them to ascertain its financial position and to ensure that the financial statements comply with that Charities Act 1993, the Charities (Accounts and Reports) Regulations 2005 and the Trust Deed. They are also responsible for safeguarding the assets of the charity and hence for taking reasonable steps for the prevention and detection of fraud and other irregularities.

Trustees A F Brideoake deceased

Independent examiners' report to the trustees

We report on the accounts of the trust for the year ended 5 April 2024 set out on pages 3 - 9.

Respective responsibilities of trustees and independent examiner

As the charity's trustees you are responsible for the preparation of the accounts; you consider that the audit requirement of section 144(2) of the Charities Act 2011 (the 2011 Act) does not apply and that an independent examination is required. It is our responsibility:

examine the accounts under section 145 of the 2011 Act,

to follow the procedures laid down in the general Directions given by the Charity Commission under section 145(5)(b) of the 2011 Act, and

to state whether particular matters have come to our attention.


Basis of independent examiners' report

Our examination was carried out in accordance with the General Directions given by the Charity Commissioners. An examination includes a review of the accounting records kept by the charity and a comparison of the accounts presented with those records. It also includes consideration of any unusual items or disclosures in the accounts, and seeking explanations from the trustees concerning any such matters. The procedures undertaken do not provide all the evidence that would be required in an audit, and consequently no opinion is given as to whether the accounts present a 'true and fair' view and the report is limited to those matters set out in the statement below.

Independent examiner's statement

In connection with our examination, no matter has come to our attention

1. which gives us reasonable cause to believe that in, any material respect, the requirements:
 - to keep accounting records in accordance with section 130 of the 2011 Act; and
 - to prepare accounts which accord with the accounting records and comply with the accounting requirements of the 2011 Act have not been met ; or
2. to which, in our opinion, attention should be drawn in order to enable a proper understanding of the accounts to be reached.



Royles (Heaton Moor) Ltd
Accountants
18 Heaton Gardens
25 Heaton Moor Road
Stockport
SK4 4LT

14th August 2024

Trustees A F Brideoake deceased

Background notes

| | |
|---------------------------|---|
| Settlor | Miss A.F. Brideoake |
| Date of Settlement | 3rd October 1912 |
| Trustees | R W Rusby D Clarke D Gibson A L Ware |
| Terms of Trust | <p>Under the terms of the will of Miss A.F. Brideoake as varied by the scheme accepted by the Charity Commissioners on the 14th July 1975, the beneficiaries are communicants of the Church of England resident in the Diocese of York, Liverpool and Manchester.</p> <p>The trustees have discretionary investment powers.</p> |
| Taxation | The trust is not liable to income tax and provision for repayment of taxation suffered has been included in the accounts. |

Accounting Policies

- 1** Listed investments are valued at market value.
- 2** Income receivable up to the Balance Sheet date has been accrued for.
- 3** Provision has been made for all professional fees payable up to the Balance Sheet date.

Trustees A F Brideoake deceased

Income and expenditure account
for the year ended 5 April 2024

| | 2024 | | 2023 | |
|--|--------|----------------|------|----------------|
| | £ | £ | £ | £ |
| Gross Income | | | | |
| Investment income | Page 5 | 127,562 | | 131,218 |
| Rents, ground rents etc. | | | | |
| Market Weighton property | | 1,607 | | 1,619 |
| Interest received | | | | |
| Bank interest | | 29,215 | | 3,745 |
| | | <u>158,385</u> | | <u>136,582</u> |
| Expenditure | | | | |
| Trustee expenses | | 418 | | 108 |
| Public liability insurance | | 1,204 | | 1,127 |
| Legal charges etc. | | 26,400 | | 26,400 |
| Accountancy charges | | 1,500 | | 1,500 |
| Bank charges | | 95 | | 96 |
| | | <u>29,617</u> | | <u>29,232</u> |
| | | 128,768 | | 107,350 |
| Bounties | | 56,400 | | 57,825 |
| Net income/(expenditure) for the year | | <u>72,368</u> | | <u>49,525</u> |

Trustees A F Briedoake deceasedInvestment income account
for the year ended 5 April 2024

| | 2024 | 2023 |
|--|---------------|---------------|
| | £ | £ |
| Interest from Government Securities | | |
| 1.25% IL Treasury Stock 2027 | 1,830 | 1,466 |
| Wider Range Securities | | |
| The Equities Investment Fund for Charities | 22,360 | 21,710 |
| Aberdeen Diversified | 1,275 | 978 |
| Aberdeen | 601 | 629 |
| Alliance Trust | 1,210 | 1,152 |
| Artemis Global Inc | 1,600 | 1,803 |
| Asia Dragon Trust | 197 | 194 |
| AstraZeneca | 3,747 | 3,935 |
| Aviva | - | 475 |
| Aviva US Equity Income | 1,345 | 1,367 |
| BAE Systems | 674 | 614 |
| Balfour Beattie | 228 | 207 |
| BHP Group | 1,806 | 8,021 |
| Blackrock Cont Eu Inv | 2,022 | 1,715 |
| BMO Comm Prop Trust | 1,478 | 1,401 |
| BNY Mellon | 931 | 919 |
| BP | 1,573 | 1,401 |
| British Land | 445 | 445 |
| Compass Group | 493 | 360 |
| Conbrio CFPSDL Gen Inc | 425 | 249 |
| Capital Emerging Mkts Total Opp Inc | 488 | 450 |
| Carnival | - | - |
| Centrica | 142 | 43 |
| Derwent London | 166 | 183 |
| Diageo | 1,556 | 1,686 |
| Experian | 1,095 | 1,092 |
| Fid GBL IL Bond | 17 | - |
| FIL Inv Global Enhanced inc | 4,277 | 4,148 |
| First Trust GI Equity | 1,158 | 928 |
| GlaxoSmithKline | 397 | 338 |
| Haleon | 37 | - |
| HSBC Holdings | 5,086 | 2,603 |
| Henderson Eurotrust | 908 | 908 |
| IMI | 400 | 364 |
| Ishares | 780 | 784 |
| Johnson Matthey | 309 | 309 |
| JPMorgan American Investment Trust | 562 | 543 |
| JPMorgan Asia Growth inc | 1,372 | 1,425 |
| JPMorgan Emerging Markets | 167 | 137 |
| JPMorgan US Eq Inc | 540 | 686 |
| Jupiter Euro Inc | 325 | 101 |
| Land Securities | 211 | 211 |
| Law Debenture Corporation | 4,445 | 4,234 |
| Legal and General | 529 | - |
| Lion Trust Euro income | 847 | 497 |
| LXI Reit | 1,752 | 1,671 |
| Gross Income | 71,604 | 72,359 |

Trustees A F Brideoake deceased

Investment income account
for the year ended 5 April 2024

| | 2024 £ | 2023 £ |
|--|----------------|----------------|
| M&G | | |
| Marks & Spencer | 155 | 144 |
| Mercantile Investment Trust | 72 | - |
| Monks Investment Trust | 1,199 | 1,111 |
| Montanaro Smaller Cos UK | 169 | 126 |
| Morgan Stanley Global Brands Inc | 2,168 | 2,304 |
| National Grid | 585 | 582 |
| NB Global FI Rate | 1,068 | 966 |
| Pearson | 575 | 1,274 |
| Pennon Group | 177 | 168 |
| Premier Port Milton UK Capt inc | 530 | 481 |
| Prudential | 3,123 | 2,962 |
| Reckitt & Benckiser | 122 | 112 |
| Relx | 215 | 201 |
| Royal Dutch Shell | 1,157 | 1,060 |
| Royal London STG extra yield | 2,761 | 2,328 |
| Rio Tinto | 3,325 | 3,108 |
| Schroder Asian Inc Fund | 4,167 | 7,404 |
| Scottish & Southern Energy | 871 | 999 |
| Scottish Mortgage Investment Trust | 952 | 968 |
| Standard Chartered | 793 | 710 |
| Standard Life Eq Inc Trust | 122 | 52 |
| Standard Life Inv Prop | 1,161 | 1,171 |
| Tate & Lyle | 1,166 | 1,166 |
| Temple Bar Inv Tr | 101 | 748 |
| Tesco | 562 | 547 |
| Twentyfour Inc Fund | 878 | 930 |
| 3i Infrastructure | 910 | 632 |
| Unilever | 643 | 602 |
| Valu-Trac Gravis Inc | 727 | 723 |
| Veritas Global | 4,239 | 3,898 |
| Vodafone | 24 | - |
| Whitbread | 975 | 980 |
| Witan Inv Trust | 214 | 151 |
| Woodside Energy | 1,029 | 988 |
| Artemis St Bond | 297 | 584 |
| Franklin Temp IL Bond | 2,068 | 1,869 |
| Henderson Diversified Ord NPV | 1,315 | 1,721 |
| Janus Henderson Gbl Inv Preference & BD | 429 | 491 |
| Aegon Asst Man Sterling Cor Bond | 906 | 1,083 |
| Invesco Perp Corporate Bond | 1,146 | 1,091 |
| M & G Strat Corp Bond | 1,777 | 1,569 |
| M & G GI Makro Bond | 2,266 | 1,765 |
| National Grid Gas IL | 909 | 740 |
| Ninety One Fund Emerging Markets Local Curr Debt | - | 820 |
| Pimco Sel In Bond | 372 | 339 |
| Rathbone Man Ethical Bond | 2,029 | 1,826 |
| Schroder Corporate Bond | 2,034 | 1,840 |
| CT Investment H Y Bond | 2,109 | 2,319 |
| | 1,366 | 1,207 |
| Gross Income | <u>127,562</u> | <u>131,218</u> |

Trustees A F Brideoake deceased

Balance Sheet
as at 5 April 2024

| | 2024 | | 2023 | |
|--|----------------|-------------------------|----------------|-------------------------|
| | £ | £ | £ | £ |
| Investments | | 4,017,281 | | 3,760,562 |
| Freehold Properties | | | | |
| Leigh | 633 | | 633 | |
| Lowton St. Mary's | 445 | | 445 | |
| Market Weighton | <u>693</u> | | <u>693</u> | |
| | | 1,770 | | 1,770 |
| Perpetual Rent Charge | | | | |
| £7 per annum at Chorlton-cum-Hardy, M/c. | | 161 | | 161 |
| Freehold Ground Rents | | | | |
| Leigh | 176 | | 176 | |
| Lowton St. Mary's | <u>615</u> | | <u>615</u> | |
| | | 791 | | 791 |
| Loans on Mortgage | | | | |
| G & K Galley | | 2,000 | | 2,000 |
| Cash and bank balances | | | | |
| HSBC-current account | 5,366 | | 18,843 | |
| Walker Crips Group | 357,236 | | 227,165 | |
| Cowling Swift & Kitchen-Clients' account | <u>648,051</u> | | <u>700,468</u> | |
| | | 1,010,654 | | 946,476 |
| Debtors | | | | |
| Income tax | | - | | - |
| | | <u>5,032,657</u> | | <u>4,711,760</u> |
| Less: Current liabilities | | | | |
| Accruals | - | | - | |
| Cowling Swift & Kitchen | 26,400 | | 26,660 | |
| Accountancy | <u>3,000</u> | | <u>2,880</u> | |
| | | 29,400 | | 29,540 |
| Net assets | | <u><u>5,003,257</u></u> | | <u><u>4,682,220</u></u> |

Page 8

Trustees A F Brideoake deceased

Balance Sheet
as at 5 April 2024

| | 2024 £ | 2023 £ |
|----------------------------|------------------|------------------|
| Funds | | |
| Permanent Endowment | 4,713,868 | 4,465,199 |
| General | 289,389 | 217,021 |
| | <u>5,003,257</u> | <u>4,682,220</u> |

The financial statements on pages 3 to 8 were approved by the trustees on 13th August 2024 and signed on their behalf by:

D Gibson
Trustee

D Clarke
Trustee



R W Rusby
Trustee

Trustees A F Brideoake deceased

Schedule of Investments
at 5 April 2024

| | 2024 | | 2023 | |
|--|-------------------|----------------|-------------------|----------------|
| | Market Value £ | Cost £ | Market Value £ | Cost £ |
| Government Securities | | | | |
| 1.25% Treasury IL 2027 | 138,396 | 100,164 | 136,371 | 100,164 |
| | <u>138,396</u> | <u>100,164</u> | <u>136,371</u> | <u>100,164</u> |
| Wider Range Securities | | | | |
| The Equities Investment Fund for Charities | 394,217 | 30,110 | 387,023 | 30,110 |
| Alliance Trust | 58,944 | 8,098 | 46,512 | 8,098 |
| Aberdeen | 6,034 | 11,728 | 8,207 | 11,728 |
| Aberdeen Diversified | 13,294 | 19,909 | 14,407 | 19,909 |
| Aberdeen Equity Inc | 15,474 | 20,931 | 17,001 | 20,931 |
| Artemis Global Income | 50,035 | 35,400 | 39,849 | 35,400 |
| Asia Dragon Trust | 11,134 | 12,012 | 11,910 | 12,012 |
| AstraZeneca | 198,420 | 3,752 | 190,721 | 3,752 |
| Aviva UK US Eq Inc | 49,677 | 24,901 | 47,502 | 24,901 |
| Axa Framlington | 90,337 | 9,999 | 72,275 | 9,999 |
| BAE Systems | 31,992 | 7,954 | 23,880 | 7,954 |
| Balfour Beatty | 7,913 | 5,990 | 7,782 | 5,990 |
| BHP Group | 33,345 | 30,184 | 36,188 | 30,184 |
| Blackrock Cont Eu | 52,447 | 39,923 | 49,362 | 39,923 |
| Blackrock Eur Absolute Alpha | 45,098 | 40,020 | 41,087 | 40,020 |
| BMO Comm Prop Trust | 22,819 | 33,552 | 24,813 | 33,552 |
| BNY Mellon AS Inc | 23,706 | 20,199 | 23,379 | 20,199 |
| BP | 36,428 | 36,472 | 37,359 | 36,472 |
| British Land | 7,450 | 10,022 | 7,340 | 10,022 |
| Capital Intl Emerging Mkts | 8,777 | 10,000 | 8,633 | 10,000 |
| Carnival | 2,170 | 5,814 | 1,393 | 5,814 |
| Centrica | 5,453 | 10,597 | 4,663 | 10,597 |
| Compass Group | 25,534 | 9,286 | 23,166 | 9,286 |
| Conbrio CFPSDL Gen Inc | 29,034 | 40,020 | 27,164 | 40,020 |
| Derwent London | 4,318 | 5,005 | 4,801 | 5,005 |
| Diageo | 53,983 | 678 | 71,362 | 678 |
| Experian Group | 81,100 | 1,403 | 67,025 | 1,403 |
| FIL Inv Global enhanced Inc | 82,166 | 80,020 | 77,358 | 80,020 |
| First Sentier Stewart Asia Pac Ldrs Trust | 50,672 | 20,657 | 48,484 | 20,657 |
| First Trust GI Funds Eq Markets | 20,399 | 20,048 | 18,823 | 20,048 |
| Franklin Temp Marie Currie Asia | 21,285 | 10,312 | 23,431 | 10,312 |
| GlaxoSmithKline | 11,912 | 8,192 | 10,589 | 8,192 |
| Haleon | 3,022 | 1,818 | 3,032 | 1,818 |
| Henderson High Income Trust | 7,456 | 10,025 | 7,615 | 10,025 |
| Janus Henderson Preference & Bond | 20,216 | 24,997 | 21,067 | 24,997 |
| Henderson Eurotrust | 36,448 | 19,996 | 32,146 | 19,996 |
| HSBC Holdings | 83,423 | 11,097 | 66,465 | 11,097 |
| 3I Infrastructure | 18,571 | 9,997 | 17,568 | 9,997 |
| IMI | 26,438 | 5,734 | 22,122 | 5,734 |
| Ishares S&P | 66,718 | 10,594 | 53,811 | 10,594 |
| J P Morgan American Inv Trust | 74,323 | 9,996 | 54,173 | 9,996 |
| JPMorgan Asia Growth Inc | 31,983 | 39,920 | 32,607 | 39,920 |
| J P Morgan Emerging Markets | 10,617 | 10,018 | 10,881 | 10,018 |
| J P Morgan US Eq Income | 32,049 | 25,175 | 29,522 | 25,175 |
| Johnson Matthey | 7,042 | 4,442 | 7,631 | 4,442 |
| Jupiter European Income | 33,080 | 25,132 | 30,170 | 25,132 |
| | <u>2,135,347</u> | <u>932,289</u> | <u>1,998,688</u> | <u>932,289</u> |

Trustees A F Briedoake deceased

Schedule of Investments
at 5 April 2024

| | 2024 | | 2023 | |
|---|---------------------|---------------------|-------------------|---------------------|
| | Market Value £ | Cost £ | Market Value £ | Cost £ |
| Wider Range Securities (continued) | | | | |
| Land Securities | 3,506 | 2,998 | 3,326 | 2,998 |
| Law Debenture Corporation | 119,889 | 29,861 | 110,753 | 29,861 |
| Legal & General | 6,353 | 6,964 | 6,321 | 6,964 |
| LXI Reit | 29,028 | 40,159 | 26,135 | 40,159 |
| Lion Trust Eu inc | 36,409 | 20,072 | 31,584 | 20,072 |
| M&G plc | 1,569 | 548 | 1,481 | 548 |
| Marks & Spencer | 18,418 | 4,043 | 11,786 | 4,043 |
| Mercantile Inv Trust | 36,789 | 15,013 | 31,105 | 15,013 |
| Monks Investment Trust | 62,243 | 13,928 | 50,955 | 13,928 |
| Montanaro Smaller Cos UK Inc | 58,539 | 80,020 | 55,151 | 80,020 |
| Morg Stanley Global Brands Inc | 88,000 | 80,020 | 81,726 | 80,020 |
| National Grid | 19,629 | 11,941 | 21,146 | 11,941 |
| NB Global FI rate Inc | 677 | 227 | 11,709 | 14,857 |
| Ninety One Fund Man Emerging Mkts Local Curr | 5,207 | 10,000 | 5,353 | 10,000 |
| Pearson | 7,886 | 10,016 | 6,752 | 10,016 |
| Pennon Group | 8,053 | 13,087 | 10,545 | 13,087 |
| Premier Port Milton UK Capt inc | 61,276 | 80,020 | 62,566 | 80,020 |
| Premier Port Milton Eurt Opps | 35,616 | 40,020 | 31,082 | 40,020 |
| Premier Port Milton US Opp B acc | 47,604 | 40,020 | 38,497 | 40,020 |
| Prudential | 5,468 | 3,431 | 8,603 | 3,431 |
| Reckitt Benckiser | 5,138 | 8,091 | 7,286 | 8,091 |
| Rex | 68,372 | 9,794 | 54,338 | 9,794 |
| Shell | 77,244 | 26,692 | 63,754 | 26,692 |
| Royal London STG extra yield | 48,396 | 54,020 | 46,749 | 54,020 |
| Rio Tinto | 70,589 | 10,216 | 68,151 | 10,216 |
| Schroder Asian Inc Fund | 20,613 | 20,189 | 20,493 | 20,189 |
| Scottish & Southern Energy | 18,082 | 7,432 | 19,676 | 7,432 |
| Scottish Morg Inv Trust | 163,043 | 24,996 | 124,343 | 24,996 |
| SLF Realisation Fund | 312 | 1,717 | 1,309 | 12,512 |
| Standard Chartered | 5,229 | 10,847 | 4,662 | 10,847 |
| Aberdeen Prop Inc Trust | 14,692 | 23,002 | 15,654 | 23,002 |
| Tate & Lyle | 3,440 | 4,989 | 4,056 | 4,989 |
| Temple Bar Inv Trust | 15,093 | 15,033 | 13,484 | 15,033 |
| Tesco | 23,858 | 14,517 | 21,249 | 14,517 |
| CT Investment Funds Inv American Select Trust | 58,569 | 20,125 | 47,765 | 20,125 |
| Twentyfour Inc Fund | 8,996 | 10,037 | 8,839 | 10,037 |
| Unilever | 20,286 | 6,452 | 21,014 | 6,452 |
| Valu-Trac Gravis UK Income | 66,038 | 84,405 | 76,957 | 84,405 |
| Veritas Global GBP A | 42,297 | 40,020 | 39,332 | 40,020 |
| Vodafone | 8,559 | 22,006 | 11,315 | 22,006 |
| Witan Investment Trust | 43,367 | 35,009 | 37,147 | 35,009 |
| Whitbread | 8,076 | 10,003 | 7,472 | 10,003 |
| Woodside Energy Group | 3,930 | 4,634 | 4,954 | 4,634 |
| Artemis Str Bond | 46,193 | 52,041 | 45,907 | 52,041 |
| Fid GBL IL Bond | 53,046 | 50,436 | 53,295 | 50,436 |
| Franklin Temp Term Bond | 27,133 | 49,993 | 31,142 | 49,993 |
| Invesco Perp Corp bond | 47,599 | 44,997 | 46,695 | 44,997 |
| Aegon Asst Man Sterling Cor Bond | 33,308 | 34,998 | 32,571 | 34,998 |
| M & G Corporate Bond | 49,322 | 48,406 | 48,520 | 48,406 |
| M & G Makro Bond | 20,819 | 24,892 | 23,098 | 24,892 |
| Pimco Gl Sel UK Bond | 44,211 | 52,635 | 43,672 | 52,635 |
| Rathbone Man Ethical Bond | 43,197 | 54,020 | 42,098 | 54,020 |
| Schroder Corp Bond | 41,290 | 54,020 | 40,300 | 54,020 |
| CT Investment Funds High Yield Bond | 29,442 | 29,998 | 27,982 | 29,998 |
| | <u>4,017,280.80</u> | <u>2,395,335.60</u> | <u>3,760,562</u> | <u>2,420,759.98</u> |

3760876.38

Trustees A F Brideoake deceased

Reconciliation and Analysis of Movement of Funds
for the year ended 5 April 2024

| | General | Restricted Funds | Total |
|--|----------------|--------------------------------------|------------------|
| | £ | Permanent Endowment £ | £ |
| Opening value of funds | 217,021 | 4,465,199 | 4,682,220 |
| Management fees | - | (21,044) | (21,044) |
| Net income/(expenditure) for the year | 72,368 | - | 72,368 |
| Realised gains/(losses) on investments | - | (12,431) | 12,431 |
| Unrealised gains/(losses) on investments | - | 282,143 | 282,143 |
| Closing value of funds | <u>289,389</u> | <u>4,713,868</u> | <u>5,003,257</u> |

Page 7

CHARITY OF MISS ANN FARRAR BRIDEOAKE

England & Wales - Charity number 213848

Accounts

Trustees A F Briedoake deceased

Financial Statements

**For the year ended
5 April 2023**

Trustees A F Brideoake deceased

Independent examiners' report to the trustees

We report on the accounts of the trust for the year ended 5 April 2023 set out on pages 3 - 9.

Respective responsibilities of trustees and independent examiner

As the charity's trustees you are responsible for the preparation of the accounts; you consider that the audit requirement of section 144(2) of the Charities Act 2011 (the 2011 Act) does not apply and that an independent examination is required. It is our responsibility:

examine the accounts under section 145 of the 2011 Act,

to follow the procedures laid down in the general Directions given by the Charity Commission under section 145(5)(b) of the 2011 Act, and

to state whether particular matters have come to our attention.

Basis of independent examiners' report

Our examination was carried out in accordance with the General Directions given by the Charity Commissioners. An examination includes a review of the accounting records kept by the charity and a comparison of the accounts presented with those records. It also includes consideration of any unusual items or disclosures in the accounts, and seeking explanations from the trustees concerning any such matters. The procedures undertaken do not provide all the evidence that would be required in an audit, and consequently no opinion is given as to whether the accounts present a 'true and fair' view and the report is limited to those matters set out in the statement below.

Independent examiner's statement

In connection with our examination, no matter has come to our attention

1. which gives us reasonable cause to believe that in, any material respect, the requirements:
 - to keep accounting records in accordance with section 130 of the 2011 Act; and
 - to prepare accounts which accord with the accounting records and comply with the accounting requirements of the 2011 Act have not been met ; or
2. to which, in our opinion, attention should be drawn in order to enable a proper understanding of the accounts to be reached.

Royles (Heaton Moor) Ltd
Chartered Accountants
18 Heaton Gardens
25 Heaton Moor Road
Stockport
SK4 4LT

3rd August 2023

Trustees A F Brideoake deceased

Financial Statements
for the year ended 5 April 2023

| Contents | Page |
|--|-------------|
| Accountants' Report | 1 |
| Background notes and accounting policies | 2 |
| Income and Expenditure Account | 3 |
| Investment Income for the year | 4 - 5 |
| Balance Sheet | 6 - 7 |
| Schedule of Investments | 8 - 9 |
| Reconciliation and analysis of Movement of Funds | 10 |

Statement of Trustees' Responsibilities

Law applicable to charities in England and Wales requires the trustees to prepare financial statements for each financial year, which give a true and fair view of the incoming resources and applications of the resources of the charity during the year and of its state of affairs at the end of the year. In preparing financial statements giving a true and fair view, the trustees should follow best practice and:

select suitable accounting policies and then apply them consistently;

make judgements and estimates that are reasonable and prudent;

prepare the financial statements on the going concern basis unless it is inappropriate to presume that the charity will continue in operation.

The trustees are responsible for keeping proper accounting records which disclose with reasonable accuracy the financial position of the charity and which enable them to ascertain its financial position and to ensure that the financial statements comply with that Charities Act 1993, the Charities (Accounts and Reports) Regulations 2005 and the Trust Deed. They are also responsible for safeguarding the assets of the charity and hence for taking reasonable steps for the prevention and detection of fraud and other irregularities.

Trustees A F Brideoake deceased

Background notes

Settlor

Miss A.F. Brideoake

Date of Settlement

3rd October 1912

Trustees

R W Rusby
D Clarke
D Gibson
A L Ware

Terms of Trust

Under the terms of the will of Miss A.F. Brideoake as varied by the scheme accepted by the Charity Commissioners on the 14th July 1975, the beneficiaries are communicants of the Church of England resident in the Diocese of York, Liverpool and Manchester.

The trustees have discretionary investment powers.

Taxation

The trust is not liable to income tax and provision for repayment of taxation suffered has been included in the accounts.

Accounting Policies

- 1 Listed investments are valued at market value.
- 2 Income receivable up to the Balance Sheet date has been accrued for.
- 3 Provision has been made for all professional fees payable up to the Balance Sheet date.

Trustees A F Brideoake deceased

Income and expenditure account
for the year ended 5 April 2023

| | 2023 | | 2022 | |
|--|--------|----------------|------|----------------|
| | £ | £ | £ | £ |
| Gross income | | | | |
| Investment income | Page 5 | 131,218 | | 109,632 |
| Rents, ground rents etc. | | | | |
| Market Weighton property | | 1,619 | | 1,615 |
| Interest received | | | | |
| Bank interest | | 3,745 | | (113) |
| | | <u>136,582</u> | | <u>111,134</u> |
| Expenditure | | | | |
| Trustee expenses | | 108 | | 203 |
| Public liability insurance | | 1,127 | | 1,089 |
| Legal charges etc. | | 26,400 | | 26,400 |
| Accountancy charges | | 1,500 | | 1,380 |
| Bank charges | | <u>96</u> | | <u>(5,506)</u> |
| | | <u>29,232</u> | | <u>23,566</u> |
| | | 107,350 | | 87,568 |
| Bounties | | 57,825 | | 39,600 |
| Net Income/(expenditure) for the year | | <u>49,525</u> | | <u>47,968</u> |

Trustees A F Briedoake deceasedInvestment income account
for the year ended 5 April 2023

| | 2023 £ | 2022 £ |
|--|---------------|---------------|
| Interest from Government Securities | | |
| 1.25% IL Treasury Stock 2027 | 1,466 | 1,325 |
| Wider Range Securities | | |
| The Equities Investment Fund for Charities | 21,710 | 19,500 |
| Aberdeen Diversified | 978 | 964 |
| Aberdeen | 629 | 601 |
| Alliance Trust | 1,152 | 915 |
| Artemis Global Inc | 1,803 | 1,461 |
| Asia Dragon Trust | 194 | 194 |
| AstraZeneca | 3,935 | 3,456 |
| Aviva | 475 | 450 |
| Aviva US Equity Income | 1,367 | 1,088 |
| BAE Systems | 614 | 581 |
| Balfour Beattie | 207 | 98 |
| BHP Group | 8,021 | 3,851 |
| Blackrock Cont Eu Inv | 1,715 | 1,522 |
| BMO Comm Prop Trust | 1,401 | 1,269 |
| BNY Mellon | 919 | 794 |
| BP | 1,401 | 1,115 |
| British Land | 445 | 326 |
| Compass Group | 360 | 160 |
| Conbrio CFPSDL Gen Inc | 249 | |
| Capital Emerging Mkts Total Opp Inc | 450 | 413 |
| Carnival | - | - |
| Centrica | 43 | - |
| Derwent London | 163 | 158 |
| Diageo | 1,686 | 1,411 |
| Experian | 1,092 | 882 |
| FIL Inv Global Enhanced inc | 4,148 | 845 |
| First Trust GI Equity | 928 | 729 |
| GlaxoSmithKline | 338 | 712 |
| HSBC Holdings | 2,603 | 1,908 |
| Henderson Eurotrust | 908 | 598 |
| IMI | 364 | 346 |
| Ishares | 784 | 611 |
| Johnson Matthey | 309 | 289 |
| JPMorgan American Investment Trust | 543 | 523 |
| JPMorgan Asia Growth inc | 1,425 | 811 |
| JPMorgan Emerging Markets | 137 | 137 |
| JPMorgan US Eq Inc | 686 | 575 |
| Jupiter Euro Inc | 101 | 36 |
| Land Securities | 211 | 132 |
| Law Debenture Corporation | 4,234 | 4,023 |
| Lion Trust Euro income | 497 | 412 |
| LXI Reit | 1,671 | 1,208 |
| Gross Income | 72,359 | 56,428 |

Trustees A F Brideoake deceased

Investment income account
for the year ended 5 April 2023

| | 2023 £ | 2022 £ |
|--|----------------|----------------|
| M&G | 144 | 143 |
| Marks & Spencer | | - |
| Meggitt | | - |
| Mercantile Investment Trust | 1,111 | 1,079 |
| Monks Investment Trust | 126 | 108 |
| Montanaro Smaller Cos UK | 2,304 | 1,261 |
| Morgan Stanley Global Brands Inc | 582 | 482 |
| National Grid | 966 | 925 |
| NB Global FI Rate | 1,274 | 949 |
| Pearson | 168 | 160 |
| Pennon Group | 481 | 6,857 |
| Premier Port Milton UK Capt inc | 2,962 | 655 |
| Prudential | 112 | 96 |
| Reckitt & Benckiser | 201 | 201 |
| Relx | 1,060 | 987 |
| Royal Dutch Shell | 2,328 | 1,780 |
| Royal London STG extra yield | 3,108 | 1,452 |
| Rio Tinto | 7,404 | 8,936 |
| Schroder Asian Inc Fund | 999 | 824 |
| Scottish & Southern Energy | 968 | 891 |
| Scottish Mortgage Investment Trust | 710 | 675 |
| Standard Chartered | 52 | 66 |
| Standard Life Eq Inc Trust | 1,171 | 1,089 |
| Standard Life Inv Prop | 1,166 | 1,183 |
| Tate & Lyle | 748 | 189 |
| Temple Bar Inv Tr | 547 | 462 |
| Tesco | 930 | 737 |
| Twentyfour Inc Fund | 632 | 558 |
| 3i Infrastructure | 802 | 565 |
| Unilever | 723 | 716 |
| Valu-Trac Gravis Inc | 3,898 | 2,564 |
| Vodafone | 980 | 960 |
| Whitbread | 151 | - |
| Witan Inv Trust | 988 | 954 |
| Woodside Energy | 584 | |
| Artemis St Bond | 1,869 | 1,315 |
| Franklin Temp IL Bond | 1,721 | 1,779 |
| Henderson Diversified Ord NPV | 491 | 491 |
| Janus Henderson Gbl Inv Preference & BD | 1,083 | 974 |
| Aegon Asst Man Sterling Cor Bond | 1,091 | 1,050 |
| Invesco Perp Corporate Bond | 1,569 | 1,432 |
| M & G Strat Corp Bond | 1,765 | 1,412 |
| M & G GI Makro Bond | 740 | 347 |
| National Grid Gas IL | 820 | 755 |
| Ninety One Fund Emerging Markets Local Curr Debt | 339 | 337 |
| Pimco Sel In Bond | 1,826 | 1,826 |
| Rathbone Man Ethical Bond | 1,840 | 869 |
| Schroder Corporate Bond | 2,319 | 989 |
| CT Investment H Y Bond | 1,207 | 1,126 |
| Gross Income | <u>131,218</u> | <u>109,632</u> |

Trustees A F Brideoake deceased

Balance Sheet
as at 5 April 2023

| | 2023 | | 2022 | |
|--|----------------|-------------------------|----------------|-------------------------|
| | £ | £ | £ | £ |
| Investments | | 3,760,562 | | 4,088,149 |
| Freehold Properties | | | | |
| Leigh | 633 | | 633 | |
| Lowton St. Mary's | 445 | | 445 | |
| Market Weighton | <u>693</u> | | <u>693</u> | |
| | | 1,770 | | 1,770 |
| Perpetual Rent Charge | | | | |
| £7 per annum at Chorlton-cum-Hardy, M/c. | | 161 | | 161 |
| Freehold Ground Rents | | | | |
| Leigh | 176 | | 176 | |
| Lowton St. Mary's | <u>615</u> | | <u>615</u> | |
| | | 791 | | 791 |
| Loans on Mortgage | | | | |
| G & K Galley | | 2,000 | | 2,000 |
| Cash and bank balances | | | | |
| HSBC-current account | 18,843 | | 17,501 | |
| Walker Crips Group | 227,165 | | 77,959 | |
| Cowling Swift & Kitchen-Clients' account | <u>700,468</u> | | <u>757,580</u> | |
| | | 946,476 | | 853,040 |
| Debtors | | | | |
| Income tax | | - | | - |
| | | <u>4,711,760</u> | | <u>4,945,911</u> |
| Less: Current liabilities | | | | |
| Accruals | - | | - | |
| Cowling Swift & Kitchen | 26,660 | | - | |
| Accountancy | <u>2,880</u> | | <u>2,760</u> | |
| | | 29,540 | | 2,760 |
| Net assets | | <u><u>4,682,220</u></u> | | <u><u>4,943,151</u></u> |

Page 8

Trustees A F Brideoake deceased

Balance Sheet
as at 5 April 2023

| | 2023 £ | 2022 £ |
|----------------------------|------------------|------------------|
| Funds | | |
| Permanent Endowment | 4,465,199 | 4,775,655 |
| General | 217,021 | 167,496 |
| | <u>4,682,220</u> | <u>4,943,151</u> |

The financial statements on pages 3 to 8 were approved by the trustees on 5th August 2023 and signed on their behalf by:

D Gibson
Trustee

D Clarke
Trustee

R W Rusby
Trustee

Trustees A F Briedoake deceased

**Schedule of Investments
at 5 April 2023**

| | 2023 | | 2022 | |
|--|-------------------|----------------|-------------------|----------------|
| | Market Value £ | Cost £ | Market Value £ | Cost £ |
| Government Securities | | | | |
| 1.25% Treasury IL 2027 | 136,371 | 100,164 | 142,611 | 100,164 |
| | <u>136,371</u> | <u>100,164</u> | <u>142,611</u> | <u>100,164</u> |
| Wider Range Securities | | | | |
| The Equities Investment Fund for Charities | 387,023 | 30,110 | 410,530 | 30,110 |
| Alliance Trust | 46,512 | 8,098 | 47,376 | 8,098 |
| Aberdeen | 8,207 | 11,728 | 8,835 | 12,166 |
| Aberdeen Diversified | 14,407 | 19,909 | 17,531 | 19,909 |
| Aberdeen Equity Inc | 17,001 | 20,931 | 18,909 | 20,931 |
| Artemis Global Income | 39,849 | 35,400 | 42,697 | 35,400 |
| Asia Dragon Trust | 11,910 | 12,012 | 13,552 | 12,012 |
| AstraZeneca | 190,721 | 3,752 | 169,994 | 3,752 |
| Aviva | - | - | 9,275 | 8,496 |
| Aviva UK US Eq Inc | 47,502 | 24,901 | 49,691 | 24,901 |
| Axa Framlington | 72,275 | 9,999 | 78,088 | 9,999 |
| BAE Systems | 23,880 | 7,954 | 17,779 | 7,954 |
| Balfour Beatty | 7,782 | 5,990 | 5,485 | 5,990 |
| BHP Group | 36,188 | 30,184 | 44,468 | 30,185 |
| Blackrock Cont Eu | 49,382 | 39,923 | 48,436 | 39,923 |
| Blackrock Eur Absolute Alpha | 41,087 | 40,020 | 40,966 | 40,020 |
| BMO Comm Prop Trust | 24,813 | 33,552 | 34,023 | 33,552 |
| BNY Mellon AS Inc | 23,379 | 20,199 | 25,214 | 20,199 |
| BP | 37,359 | 36,472 | 26,803 | 36,472 |
| British Land | 7,340 | 10,022 | 10,214 | 10,022 |
| Capital Intl Emerging Mkts | 8,633 | 10,000 | 9,015 | 10,000 |
| Carnival | 1,393 | 5,814 | 2,793 | 5,814 |
| Centrica | 4,663 | 10,597 | 3,397 | 10,597 |
| Compass Group | 23,166 | 9,286 | 18,836 | 9,286 |
| Conbrio CFPSDL Gen inc | 27,164 | 40,020 | 32,056 | 40,020 |
| Derwent London | 4,801 | 5,005 | 6,766 | 5,005 |
| Diageo | 71,362 | 678 | 77,401 | 678 |
| Experian Group | 67,025 | 1,403 | 73,925 | 1,403 |
| FIL Inv Global enhanced Inc | 77,358 | 80,020 | 77,939 | 80,020 |
| First Sentier Stewart Asia Pac Ldrs Trust | 48,484 | 20,657 | 50,217 | 20,657 |
| First Trust GI Funds Eq Markets | 18,823 | 20,048 | 20,162 | 20,048 |
| Franklin Temp Marie Currie Asia | 23,431 | 10,312 | 23,956 | 10,312 |
| GlaxoSmithKline | 10,589 | 8,192 | 15,164 | 10,010 |
| Haleon | 3,032 | 1,818 | - | - |
| Henderson Diversified | 7,615 | 10,025 | 8,485 | 10,025 |
| Janus Henderson Preference & Bond | 21,067 | 24,997 | 24,512 | 24,997 |
| Henderson Eurotrust | 32,146 | 19,996 | 30,712 | 19,996 |
| HSBC Holdings | 66,465 | 11,097 | 63,287 | 11,097 |
| 3I Infrastructure | 17,568 | 9,997 | 19,715 | 9,997 |
| IMI | 22,122 | 5,734 | 20,145 | 5,734 |
| Ishares S&P | 53,811 | 10,594 | 57,131 | 10,594 |
| J P Morgan American Inv Trust | 54,173 | 9,996 | 59,830 | 9,996 |
| JPMorgan Asia Growth inc | 32,607 | 39,920 | 34,656 | 39,920 |
| J P Morgan Emerging Markets | 10,881 | 10,018 | 11,673 | 10,018 |
| J P Morgan US Eq Income | 29,522 | 25,175 | 32,504 | 25,175 |
| Johnson Matthey | 7,631 | 4,442 | 7,815 | 4,442 |
| Jupiter European Income | 30,170 | 25,132 | 29,972 | 25,132 |
| | <u>1,998,688</u> | <u>932,289</u> | <u>2,074,541</u> | <u>941,223</u> |

Trustees A F Briedoake deceased

Schedule of Investments
at 5 April 2023

| | 2023 | | 2022 | |
|---|---------------------|---------------------|-------------------|---------------------|
| | Market Value £ | Cost £ | Market Value £ | Cost £ |
| Wider Range Securities (continued) | | | | |
| Land Securities | 3,326 | 2,998 | 4,230 | 2,998 |
| Law Debenture Corporation | 110,753 | 29,861 | 113,424 | 29,861 |
| Legal & General | 6,321 | 6,964 | | |
| LXI Reit | 28,135 | 40,159 | 40,054 | 40,159 |
| Lion Trust Eu Inc | 31,584 | 20,072 | 29,502 | 20,072 |
| M&G plc | 1,481 | 548 | 1,693 | 548 |
| Marks & Spencer | 11,786 | 4,043 | 11,387 | 4,043 |
| Meggitt | - | - | 15,699 | 8,001 |
| Mercantile Inv Trust | 31,105 | 15,013 | 35,420 | 15,013 |
| Monks Investment Trust | 50,955 | 13,928 | 60,684 | 13,928 |
| Montanaro Smaller Cos UK Inc | 55,151 | 80,020 | 66,503 | 80,020 |
| Morg Stanley Global Brands Inc | 81,726 | 80,020 | 81,664 | 80,020 |
| National Grid | 21,146 | 11,941 | 22,682 | 11,941 |
| NB Global FI rate Inc | 11,709 | 14,857 | 17,492 | 18,024 |
| Ninety One Fund Man Emerging Mkts Local Curr | 5,353 | 10,000 | 5,440 | 10,000 |
| Pearson | 6,752 | 10,016 | 6,192 | 10,016 |
| Pennon Group | 10,545 | 13,087 | 13,455 | 13,087 |
| Premier Port Milton UK Capt inc | 62,586 | 80,020 | 73,759 | 80,020 |
| Premier Port Milton Eurt Opps | 31,082 | 40,020 | 33,648 | 40,020 |
| Premier Port Milton US Opp B acc | 38,497 | 40,020 | 41,748 | 40,020 |
| Prudential | 8,603 | 3,431 | 8,841 | 3,431 |
| Reckitt Benckiser | 7,286 | 8,091 | 6,852 | 8,091 |
| Reix | 54,338 | 9,794 | 50,612 | 9,794 |
| Shell | 63,754 | 26,692 | 57,225 | 26,692 |
| Royal London STG extra yield | 46,749 | 54,020 | 51,677 | 54,020 |
| Rio Tinto | 68,151 | 10,216 | 78,948 | 10,216 |
| Schroder Asian Inc Fund | 20,493 | 20,189 | 22,169 | 20,189 |
| Scottish & Southern Energy | 19,676 | 7,432 | 19,497 | 7,432 |
| Scottish Morg Inv Trust | 124,343 | 24,996 | 199,692 | 24,996 |
| SLF Realisation Fund | 1,309 | 12,512 | 1,575 | 12,512 |
| Standard Chartered | 4,662 | 10,847 | 3,787 | 10,847 |
| Aberdeen Prop Inc Trust | 15,654 | 23,002 | 25,681 | 23,002 |
| Tate & Lyle | 4,056 | 4,989 | 4,591 | 4,996 |
| Temple Bar Inv Trust | 13,484 | 15,033 | 13,455 | 15,033 |
| Tesco | 21,249 | 14,517 | 22,119 | 14,517 |
| CT Investment Funds Inv American Select Trust | 47,765 | 20,125 | 52,669 | 20,125 |
| Twentyfour Inc Fund | 8,839 | 10,037 | 9,527 | 10,037 |
| Unilever | 21,014 | 6,452 | 17,329 | 6,452 |
| Valu-Trac Gravis UK Income | 76,957 | 84,405 | 89,110 | 84,405 |
| Veritas Global GBP A | 39,332 | 40,020 | 39,744 | 40,020 |
| Vodafone | 11,315 | 22,006 | 15,873 | 22,006 |
| Witan Investment Trust | 37,147 | 35,009 | 38,766 | 35,009 |
| Whitbread | 7,472 | -10,003 | 7,319 | 10,003 |
| Woodside Energy Group | 4,954 | 4,634 | | |
| Artemis Str Bond | 45,907 | 52,041 | 50,641 | 52,041 |
| Fil GBL IL Bond | 53,295 | 50,436 | 54,956 | 50,436 |
| Franklin Temp Term Bond | 31,142 | 49,993 | 35,248 | 49,993 |
| Invesco Perp Corp bond | 46,695 | 44,997 | 51,383 | 44,997 |
| Aegon Asst Man Sterling Car Bond | 32,571 | 34,998 | 37,244 | 34,998 |
| M & G Corporate Bond | 48,520 | 48,406 | 53,691 | 48,406 |
| M & G Makro Bond | 23,098 | 24,892 | 23,889 | 24,892 |
| Nat Grid Gas 4.1875% IL | - | - | 19,754 | 19,400 |
| Pimco GI Sel UK Bond | 43,672 | 52,635 | 46,665 | 52,635 |
| Rathbone Man Ethical Bond | 42,098 | 54,020 | 48,701 | 54,020 |
| Schroder Corp Bond | 40,300 | 54,020 | 49,129 | 54,020 |
| CT Investment Funds High Yield Bond | 27,982 | 29,998 | 30,576 | 29,998 |
| | <u>3,760,561.71</u> | <u>2,420,759.98</u> | <u>4,088,149</u> | <u>2,448,671.78</u> |

3760876.38

Trustees A F Brideoake deceased

Reconciliation and Analysis of Movement of Funds
for the year ended 5 April 2023

| | General | Restricted Funds | Total |
|--|----------------|--------------------------------------|------------------|
| | £ | Permanent Endowment £ | £ |
| Opening value of funds | 167,496 | 4,775,655 | 4,943,151 |
| Management fees | - | (20,860) | (20,860) |
| Net income/(expenditure) for the year | 49,525 | - | 49,525 |
| Realised gains/(losses) on investments | - | 10,079 | 10,079 |
| Unrealised gains/(losses) on investments | - | (299,675) | (299,675) |
| Closing value of funds | <u>217,021</u> | <u>4,465,199</u> | <u>4,682,220</u> |

Page 7

CHARITY OF MISS ANN FARRAR BRIDEOAKE

England & Wales - Charity number 213848

Accounts

Trustees A F Brldeoake deceased

Financial Statements
for the year ended 5 April 2022

| Contents | Page |
|--|-------------|
| Accountants' Report | 1 |
| Background notes and accounting policies | 2 |
| Income and Expenditure Account | 3 |
| Investment Income for the year | 4 - 5 |
| Balance Sheet | 6 - 7 |
| Schedule of Investments | 8 - 9 |
| Reconciliation and analysis of Movement of Funds | 10 |

Statement of Trustees' Responsibilities

Law applicable to charities in England and Wales requires the trustees to prepare financial statements for each financial year, which give a true and fair view of the incoming resources and applications of the resources of the charity during the year and of its state of affairs at the end of the year. In preparing financial statements giving a true and fair view, the trustees should follow best practice and:

select suitable accounting policies and then apply them consistently;

make judgements and estimates that are reasonable and prudent;

prepare the financial statements on the going concern basis unless it is inappropriate to presume that the charity will continue in operation.

The trustees are responsible for keeping proper accounting records which disclose with reasonable accuracy the financial position of the charity and which enable them to ascertain its financial position and to ensure that the financial statements comply with that Charities Act 1993, the Charities (Accounts and Reports) Regulations 2005 and the Trust Deed. They are also responsible for safeguarding the assets of the charity and hence for taking reasonable steps for the prevention and detection of fraud and other irregularities.

Trustees A F Brideoake deceased

Independent examiners' report to the trustees

We report on the accounts of the trust for the year ended 5 April 2022 set out on pages 3 - 9.

Respective responsibilities of trustees and independent examiner

As the charity's trustees you are responsible for the preparation of the accounts; you consider that the audit requirement of section 144(2) of the Charities Act 2011 (the 2011 Act) does not apply and that an independent examination is required. It is our responsibility:

examine the accounts under section 145 of the 2011 Act,

to follow the procedures laid down in the general Directions given by the Charity Commission under section 145(5)(b) of the 2011 Act, and

to state whether particular matters have come to our attention.


Basis of independent examiners' report

Our examination was carried out in accordance with the General Directions given by the Charity Commissioners. An examination includes a review of the accounting records kept by the charity and a comparison of the accounts presented with those records. It also includes consideration of any unusual items or disclosures in the accounts, and seeking explanations from the trustees concerning any such matters. The procedures undertaken do not provide all the evidence that would be required in an audit, and consequently no opinion is given as to whether the accounts present a 'true and fair' view and the report is limited to those matters set out in the statement below.

Independent examiner's statement

In connection with our examination, no matter has come to our attention

1. which gives us reasonable cause to believe that in, any material respect, the requirements:
 - to keep accounting records in accordance with section 130 of the 2011 Act; and
 - to prepare accounts which accord with the accounting records and comply with the accounting requirements of the 2011 Act have not been met ; or
2. to which, in our opinion, attention should be drawn in order to enable a proper understanding of the accounts to be reached.


Royles (Heaton Moor) Ltd
Chartered Accountants
18 Heaton Gardens
25 Heaton Moor Road
Stockport
SK4 4LT

3rd August 2022

Trustees A F Brideoake deceased

Background notes

| | |
|---------------------------|---|
| Settlor | Miss A.F. Brideoake |
| Date of Settlement | 3rd October 1912 |
| Trustees | R W Rusby D Clarke D Gibson A L Ware |
| Terms of Trust | <p>Under the terms of the will of Miss A.F. Brideoake as varied by the scheme accepted by the Charity Commissioners on the 14th July 1975, the beneficiaries are communicants of the Church of England resident in the Diocese of York, Liverpool and Manchester.</p> <p>The trustees have discretionary investment powers.</p> |
| Taxation | The trust is not liable to income tax and provision for repayment of taxation suffered has been included in the accounts. |

Accounting Policies

- 1** Listed investments are valued at market value.
- 2** Income receivable up to the Balance Sheet date has been accrued for.
- 3** Provision has been made for all professional fees payable up to the Balance Sheet date.

Trustees A F Brideoake deceasedIncome and expenditure account
for the year ended 5 April 2022

| | 2022 | | 2021 | |
|--|--------|----------------|------|---------------|
| | £ | £ | £ | £ |
| Gross Income | | | | |
| Investment income | Page 5 | 109,632 | | 87,268 |
| Rents, ground rents etc. | | | | |
| Market Weighton property | | 1,615 | | 1,610 |
| Interest received | | | | |
| Bank interest | | (113) | | 484 |
| | | <u>111,134</u> | | <u>89,362</u> |
| Expenditure | | | | |
| Trustee expenses | | 203 | | 135 |
| Public liability insurance | | 1,089 | | 865 |
| Legal charges etc. | | 26,400 | | 26,340 |
| Accountancy charges | | 1,380 | | 1,380 |
| Bank charges | | (5,506) | | 156 |
| | | <u>23,566</u> | | <u>28,877</u> |
| | | 87,568 | | 60,486 |
| Bounties | | 39,600 | | 41,600 |
| Net Income/(expenditure) for the year | | <u>47,968</u> | | <u>18,886</u> |

Trustees A F Brideoake deceasedInvestment income account
for the year ended 5 April 2022

| | 2022 £ | 2021 £ |
|--|---------------|---------------|
| Interest from Government Securities | | |
| 1.25% IL Treasury Stock 2027 | 1,325 | 1,284 |
| Wider Range Securities | | |
| The Equities Investment Fund for Charities | 19,500 | 16,770 |
| Aberdeen Diversified | 964 | 950 |
| Aberdeen | 601 | 890 |
| Alliance Trust | 915 | 690 |
| Artemis Global Inc | 1,461 | 755 |
| Asia Dragon Trust | 194 | 142 |
| AstraZeneca | 3,456 | 3,405 |
| Aviva | 450 | 274 |
| Aviva US Equity Income | 1,088 | 1,267 |
| BAE Systems | 581 | 667 |
| Balfour Beattie | 98 | - |
| BHP Group | 3,851 | 1,726 |
| Blackrock Cont Eu Inv | 1,522 | 1,257 |
| BMO Comm Prop Trust | 1,269 | 704 |
| BNY Mellon | 794 | 816 |
| BP | 1,115 | 1,405 |
| British Land | 326 | 161 |
| Compass Group | 160 | - |
| Capital Emerging Mkts Total Opp Inc | 413 | 379 |
| Carnival | - | - |
| Centrica | - | - |
| Derwent London | 158 | 154 |
| Diageo | 1,411 | 1,359 |
| Experian | 882 | 918 |
| FIL Inv Global Enhanced inc | 845 | - |
| First Trust GI Equity | 729 | 613 |
| GlaxoSmithKline | 712 | 712 |
| HSBC Holdings | 1,908 | - |
| Henderson Eurotrust | 598 | 598 |
| IMI | 346 | 509 |
| Ishares | 611 | 598 |
| Johnson Matthey | 289 | 205 |
| JPMorgan American Investment Trust | 523 | 504 |
| JPMorgan Asia Growth Inc | 811 | - |
| JPMorgan Emerging Markets | 137 | 144 |
| JPMorgan US Eq Inc | 575 | 575 |
| Jupiter Euro Inc | 36 | 40 |
| Land Securities | 132 | 97 |
| Law Debenture Corporation | 4,023 | 5,467 |
| Lion Trust Euro income | 412 | 759 |
| LXI Reit | 1,208 | - |
| Gross Income | 56,428 | 46,795 |

Trustees A F Briedoake deceased

Investment income account
for the year ended 5 April 2022

| | 2022 £ | 2021 £ |
|--|----------------|---------------|
| M&G | 143 | 170 |
| Marks & Spencer | - | - |
| Meggitt | - | - |
| Mercantile Investment Trust | 1,079 | 1,063 |
| Monks Investment Trust | 108 | 134 |
| Montanaro Smaller Cos UK | 1,261 | - |
| Morgan Stanley Global Brands Inc | 482 | - |
| National Grid | 925 | 918 |
| NB Global FI Rate | 949 | 939 |
| Pearson | 160 | 158 |
| Pennon Group | 6,857 | 669 |
| Premier Port Milton UK Capt inc | 655 | - |
| Prudential | 96 | 195 |
| Reckitt & Benckiser | 201 | 201 |
| Relx | 987 | 946 |
| Royal Dutch Shell | 1,780 | 1,328 |
| Royal London STG extra yield | 1,452 | - |
| Rio Tinto | 8,936 | 3,834 |
| Schroder Asian Inc Fund | 824 | 683 |
| Scottish & Southern Energy | 891 | 872 |
| Scottish Mortgage Investment Trust | 675 | 640 |
| Standard Chartered | 66 | - |
| Standard Life Eq Inc Trust | 1,089 | 1,049 |
| Standard Life Inv Prop | 1,183 | 971 |
| Tate & Lyle | 189 | 181 |
| Temple Bar Inv Tr | 462 | 450 |
| Tesco | 737 | 6,184 |
| Twentyfour Inc Fund | 558 | 557 |
| 3i Infrastructure | 565 | 530 |
| Unilever | 716 | 726 |
| Valu-Trac Gravis Inc | 2,564 | 2,149 |
| Vodafone | 960 | 1,020 |
| Whitbread | - | - |
| Witan Inv Trust | 954 | 929 |
| Artemis St Bond | 1,315 | 1,273 |
| Franklin Temp IL Bond | 1,779 | 1,633 |
| Henderson Diversified Ord NPV | 491 | 491 |
| Henderson Gbl Inv Preference & BD | 974 | 1,167 |
| Aegon Asst Man Sterling Cor Bond | 1,050 | 1,108 |
| Invesco Perp Corporate Bond | 1,432 | 1,482 |
| M & G Strat Corp Bond | 1,412 | 1,740 |
| M & G GI Makro Bond | 347 | 459 |
| National Grid Gas IL | 755 | 368 |
| Ninety One Fund Emerging Markets Local Curr Debt | 337 | 351 |
| Pimco Sel In Bond | 1,826 | 1,826 |
| Rathbone Man Ethical Bond | 869 | - |
| Schroder Corporate Bond | 989 | - |
| Threadneedle H Y Bond | 1,126 | 1,079 |
| Gross Income | <u>109,632</u> | <u>87,268</u> |

Trustees A F Briedoake deceased

Balance Sheet
as at 5 April 2022

| | 2022 | | 2021 | |
|--|----------------|-------------------------|----------------|-------------------------|
| | £ | £ | £ | £ |
| Investments | | 4,088,149 | | 3,098,046 |
| Freehold Properties | | | | |
| Leigh | 633 | | 633 | |
| Lowton St. Mary's | 445 | | 445 | |
| Market Weighton | <u>693</u> | | <u>693</u> | |
| | | 1,770 | | 1,770 |
| Perpetual Rent Charge | | | | |
| £7 per annum at Chorlton-cum-Hardy, M/c. | | 161 | | 161 |
| Freehold Ground Rents | | | | |
| Leigh | 176 | | 176 | |
| Lowton St. Mary's | <u>615</u> | | <u>615</u> | |
| | | 791 | | 791 |
| Loans on Mortgage | | | | |
| G & K Galley | | 2,000 | | 2,000 |
| Cash and bank balances | | | | |
| HSBC-current account | 17,501 | | 12,450 | |
| Walker Crips Group | 77,959 | | 789,043 | |
| Cowling Swift & Kitchen-Clients' account | <u>757,580</u> | | <u>824,296</u> | |
| | | 853,040 | | 1,625,789 |
| Debtors | | | | |
| Income tax | | - | | - |
| | | <u>4,945,911</u> | | <u>4,728,556</u> |
| Less: Current liabilities | | | | |
| Accruals | - | | - | |
| Cowling Swift & Kitchen | - | | - | |
| Accountancy | <u>2,760</u> | | <u>2,760</u> | |
| | | 2,760 | | 2,760 |
| Net assets | | <u><u>4,943,151</u></u> | | <u><u>4,725,796</u></u> |

Trustees A F Brideoake deceased

Balance Sheet
as at 5 April 2022

| | 2022 £ | 2021 £ |
|----------------------------|------------------|------------------|
| Funds | | |
| Permanent Endowment | 4,775,655 | 3,266,123 |
| General | 167,496 | 119,528 |
| | <u>4,943,151</u> | <u>3,385,651</u> |

The financial statements on pages 3 to 8 were approved by the trustees on 2nd August 2022 and signed on their behalf by:

D Gibson
Trustee

D Clarke
Trustee

R W Rusby
Trustee

Trustees A F Briedoake deceased

Schedule of Investments
at 5 April 2022

| | 2022 | | 2021 | |
|--|-------------------|----------------|-------------------|----------------|
| | Market Value £ | Cost £ | Market Value £ | Cost £ |
| Government Securities | | | | |
| 1.25% Treasury IL 2027 | 142,611 | 100,164 | 135,663 | 100,164 |
| | <u>142,611</u> | <u>100,164</u> | <u>135,663</u> | <u>100,164</u> |
| Wider Range Securities | | | | |
| The Equities Investment Fund for Charities | 410,530 | 30,110 | 382,712 | 30,110 |
| Alliance Trust | 47,376 | 8,098 | 44,880 | 8,098 |
| Aberdeen | 8,835 | 12,166 | 12,106 | 12,166 |
| Aberdeen Diversified | 17,531 | 19,909 | 16,565 | 19,909 |
| Aberdeen Equity Inc | 18,909 | 20,931 | 16,822 | 20,931 |
| Artemis Global Income | 42,697 | 35,400 | 39,249 | 35,400 |
| Asia Dragon Trust | 13,552 | 12,012 | 15,761 | 12,012 |
| AstraZeneca | 169,994 | 3,752 | 117,979 | 3,752 |
| Aviva | 9,275 | 8,496 | 8,624 | 8,496 |
| Aviva UK US Eq Inc | 49,691 | 24,901 | 43,471 | 24,901 |
| Axa Framlington | 78,088 | 9,999 | 64,817 | 9,999 |
| BAE Systems | 17,779 | 7,954 | 12,250 | 7,954 |
| Balfour Beatty | 5,485 | 5,990 | 6,495 | 5,990 |
| BHP Group | 44,468 | 30,185 | 31,020 | 30,185 |
| Blackrock Cont Eu | 48,436 | 39,923 | 47,285 | 39,923 |
| Blackrock Eur Absolute Alpha | 40,966 | 40,020 | - | - |
| BMO Comm Prop Trust | 34,023 | 33,552 | 20,912 | 33,552 |
| BNY Mellon AS Inc | 25,214 | 20,199 | 24,462 | 20,199 |
| BP | 26,803 | 36,472 | 20,286 | 36,472 |
| British Land | 10,214 | 10,022 | 9,784 | 10,022 |
| Capital Intl Emerging Mkts | 9,015 | 10,000 | 9,684 | 10,000 |
| Carnival | 2,793 | 5,814 | 3,252 | 5,814 |
| Centrica | 3,397 | 10,597 | 2,387 | 10,597 |
| Compass Group | 18,836 | 9,286 | 17,103 | 9,286 |
| Conbrio CFPSDL Gen inc | 32,056 | 40,020 | - | - |
| Derwent London | 6,766 | 5,005 | 6,875 | 5,005 |
| Diageo | 77,401 | 678 | 58,486 | 678 |
| Experian Group | 73,925 | 1,403 | 63,650 | 1,403 |
| FIL Inv Global enhanced inc | 77,939 | 80,020 | - | - |
| First Sentier Stewart Asia Pac Ldrs Trust | 50,217 | 20,657 | 47,936 | 20,657 |
| First Trust GI Funds Eq Markets | 20,162 | 20,048 | 19,004 | 20,048 |
| Franklin Temp Marie Currie Asia | 23,956 | 10,312 | 27,678 | 10,312 |
| GlaxoSmithKline | 15,164 | 10,010 | 11,371 | 10,010 |
| Henderson Diversified | 8,485 | 10,025 | 9,232 | 10,025 |
| Henderson Preference & Bond | 24,512 | 24,997 | 26,162 | 24,997 |
| Henderson Eurotrust | 30,712 | 19,996 | 34,297 | 19,996 |
| HSBC Holdings | 63,287 | 11,097 | 50,754 | 11,097 |
| 3I Infrastructure | 19,715 | 9,997 | 16,536 | 9,997 |
| IMI | 20,145 | 5,734 | 19,994 | 5,734 |
| Ishares S&P | 57,131 | 10,594 | 47,584 | 10,594 |
| J P Morgan American Inv Trust | 59,830 | 9,996 | 47,043 | 9,996 |
| JPMorgan Asia Growth inc | 34,656 | 39,920 | - | - |
| J P Morgan Emerging Markets | 11,673 | 10,018 | 13,297 | 10,018 |
| J P Morgan US Eq Income | 32,504 | 25,175 | 29,224 | 25,175 |
| Johnson Matthey | 7,815 | 4,442 | 12,086 | 4,442 |
| Jupiter European Income | 29,972 | 25,132 | 27,520 | 25,132 |
| | <u>2,074,541</u> | <u>941,223</u> | <u>1,672,295</u> | <u>741,244</u> |

Trustees A F Briedoake deceased

Schedule of Investments
at 5 April 2022

| | 2022 | | 2021 | |
|--|---------------------|------------------|-------------------|------------------|
| | Market Value £ | Cost £ | Market Value £ | Cost £ |
| Wider Range Securities (continued) | | | | |
| Land Securities | 4,230 | 2,998 | 3,782 | 2,998 |
| Law Debenture Corporation | 113,424 | 29,861 | 101,618 | 29,861 |
| LXI Reit | 40,054 | 40,159 | - | - |
| Lion Trust Eu inc | 29,502 | 20,072 | 25,980 | 20,072 |
| M&G plc | 1,693 | 548 | 1,633 | 548 |
| Marks & Spencer | 11,387 | 4,043 | 10,973 | 4,043 |
| Meggitt | 15,699 | 8,001 | 10,055 | 8,001 |
| Mercantile Inv Trust | 35,420 | 15,013 | 41,216 | 15,013 |
| Monks Investment Trust | 60,684 | 13,928 | 73,745 | 13,928 |
| Montanaro Smaller Cos UK Inc | 66,503 | 80,020 | - | - |
| Morg Stanley Global Brands Inc | 81,664 | 80,020 | - | - |
| National Grid | 22,682 | 11,941 | 16,173 | 11,941 |
| NB Global FI rate Inc | 17,492 | 18,024 | 16,489 | 18,024 |
| Ninety One Fund Man Emerging Mkts Local Curr | 5,440 | 10,000 | 5,923 | 10,000 |
| Pearson | 6,192 | 10,016 | 6,245 | 10,016 |
| Pennon Group | 13,455 | 13,087 | 17,809 | 13,087 |
| Premier Port Milton UK Capt Inc | 73,759 | 80,020 | - | - |
| Premier Port Milton Eurt Opps | 33,648 | 40,020 | - | - |
| Premier Port Milton US Opp B acc | 41,748 | 40,020 | - | - |
| Prudential | 8,841 | 3,431 | 12,102 | 3,431 |
| Reckitt Benckiser | 6,852 | 8,091 | 7,472 | 8,091 |
| Relx | 50,612 | 9,794 | 37,985 | 9,794 |
| Royal Dutch Shell | 57,225 | 26,692 | 36,029 | 26,692 |
| Royal London STG extra yield | 51,677 | 54,020 | - | - |
| Rio Tinto | 78,948 | 10,216 | 70,692 | 10,216 |
| Schroder Asian Inc Fund | 22,169 | 20,189 | 22,289 | 20,189 |
| Scottish & Southern Energy | 19,497 | 7,432 | 15,808 | 7,432 |
| Scottish Morg Inv Trust | 199,692 | 24,996 | 225,234 | 24,996 |
| SLF Realisation Fund | 1,575 | 12,512 | 3,553 | 14,174 |
| Standard Chartered | 3,787 | 10,847 | 3,716 | 10,847 |
| Standard Life Inv Prop | 25,681 | 23,002 | 17,927 | 23,002 |
| Tate & Lyle | 4,591 | 4,996 | 4,670 | 4,996 |
| Temple Bar Inv Trust | 13,455 | 15,033 | 13,432 | 15,033 |
| Tesco | 22,119 | 14,517 | 18,355 | 14,517 |
| Threadneedle Inv American Select Trust | 52,669 | 20,125 | 45,483 | 20,125 |
| Twentyfour Inc Fund | 9,527 | 10,037 | 9,418 | 10,037 |
| Unilever | 17,329 | 6,452 | 19,708 | 6,452 |
| Valu-Trac Gravis UK Income | 89,110 | 84,405 | 44,240 | 44,385 |
| Veritas Global GBP A | 39,744 | 40,020 | - | - |
| Vodafone | 15,873 | 22,006 | 16,908 | 22,006 |
| Witan Investment Trust | 38,766 | 35,009 | 38,681 | 35,009 |
| Whitbread | 7,319 | 10,003 | 8,900 | 10,003 |
| Artemis Str Bond | 50,641 | 52,041 | 53,422 | 52,041 |
| Fil GBL IL Bond | 54,956 | 50,436 | 52,547 | 50,436 |
| Franklin Temp Term Bond | 35,248 | 49,993 | 36,764 | 49,993 |
| Invesco Perp Corp bond | 51,383 | 44,997 | 54,692 | 44,997 |
| Aegon Asst Man Sterling Cor Bond | 37,244 | 34,998 | 39,879 | 34,998 |
| M & G Corporate Bond | 53,691 | 48,406 | 57,538 | 48,406 |
| M & G Makro Bond | 23,889 | 24,892 | 24,639 | 24,892 |
| Nat Grid Gas 4.1875% IL | 19,754 | 19,400 | 18,891 | 19,400 |
| Pimco GI Sel UK Bond | 46,665 | 52,635 | 50,737 | 52,635 |
| Rathbone Man Ethical Bond | 48,701 | 54,020 | - | - |
| Schroder Corp Bond | 49,129 | 54,020 | - | - |
| Threadneedle High Yield Bond | 30,576 | 29,998 | 32,401 | 29,998 |
| | <u>4,088,148.77</u> | <u>2,448,672</u> | <u>3,098,046</u> | <u>1,647,996</u> |


Trustees A F Brideoake deceased

Reconciliation and Analysis of Movement of Funds
for the year ended 5 April 2022

| | Restricted Funds | | |
|--|-------------------------|--------------------------------|------------------|
| | General | Permanent Endowment | Total |
| | £ | £ | £ |
| Opening value of funds | 119,528 | 3,266,123 | 3,385,651 |
| Management fees | - | (21,163) | (19,702) |
| Net income/(expenditure) for the year | 47,968 | - | 47,968 |
| Realised gains/(losses) on investments | - | 1,122 | 1,122 |
| Unrealised gains/(losses) on investments | - | 1,529,573 | 670,073 |
| Closing value of funds | <u>167,496</u> | <u>4,775,655</u> | <u>4,085,112</u> |

Page 7


TRUSTEE


Trustee

CHARITY OF MISS ANN FARRAR BRIDEOAKE

England & Wales - Charity number 213848

Accounts

Trustees A F Brideoake deceased

Financial Statements

For the year ended
5 April 2021

Trustees A F Brideoake deceased

Financial Statements
for the year ended 5 April 2021

| Contents | Page |
|--|-------------|
| Accountants' Report | 1 |
| Background notes and accounting policies | 2 |
| Income and Expenditure Account | 3 |
| Investment Income for the year | 4 - 5 |
| Balance Sheet | 6 - 7 |
| Schedule of Investments | 8 - 9 |
| Reconciliation and analysis of Movement of Funds | 10 |

Statement of Trustees' Responsibilities

Law applicable to charities in England and Wales requires the trustees to prepare financial statements for each financial year, which give a true and fair view of the incoming resources and applications of the resources of the charity during the year and of its state of affairs at the end of the year. In preparing financial statements giving a true and fair view, the trustees should follow best practice and:

select suitable accounting policies and then apply them consistently;

make judgements and estimates that are reasonable and prudent;

prepare the financial statements on the going concern basis unless it is inappropriate to presume that the charity will continue in operation.

The trustees are responsible for keeping proper accounting records which disclose with reasonable accuracy the financial position of the charity and which enable them to ascertain its financial position and to ensure that the financial statements comply with that Charities Act 1993, the Charities (Accounts and Reports) Regulations 2005 and the Trust Deed. They are also responsible for safeguarding the assets of the charity and hence for taking reasonable steps for the prevention and detection of fraud and other irregularities.

Trustees A F Brideoake deceased

Background notes

Settlor Miss A.F. Brideoake

Date of Settlement 3rd October 1912

Trustees R W Rusby
D Clarke
D Gibson
A L Ware

Terms of Trust Under the terms of the will of Miss A.F. Brideoake as varied by the scheme accepted by the Charity Commissioners on the 14th July 1975, the beneficiaries are communicants of the Church of England resident in the Diocese of York, Liverpool and Manchester.

The trustees have discretionary investment powers.

Taxation The trust is not liable to income tax and provision for repayment of taxation suffered has been included in the accounts.

Accounting Policies

- 1 Listed investments are valued at market value.
- 2 Income receivable up to the Balance Sheet date has been accrued for.
- 3 Provision has been made for all professional fees payable up to the Balance Sheet date.

Trustees A F Brideoake deceased

Income and expenditure account
for the year ended 5 April 2021

| | 2021 | | 2020 | |
|--|--------|---------------|------|----------------|
| | £ | £ | £ | £ |
| Gross Income | | | | |
| Investment income | Page 5 | 87,268 | | 101,868 |
| Rents, ground rents etc. | | | | |
| Market Weighton property | | 1,610 | | 1,615 |
| Lowton St. Mary's properties | | - | | - |
| Leigh property | | - | | - |
| Perpetual rent charge | | | | |
| Chorlton-cum-Hardy, Manchester | | - | | - |
| Interest received | | | | |
| Bank interest | | 484 | | 737 |
| Mortgage interest | | - | | - |
| | | <u>89,362</u> | | <u>104,220</u> |
| Expenditure | | | | |
| Trustee expenses | | 135 | | 152 |
| Public liability insurance | | 865 | | 797 |
| Legal charges etc. | | 26,340 | | 26,481 |
| Accountancy charges | | 1,380 | | 1,380 |
| Bank charges | | 156 | | 155 |
| | | <u>28,877</u> | | <u>28,965</u> |
| | | 60,486 | | 75,256 |
| Bounties | | 41,600 | | 39,400 |
| Net income/(expenditure) for the year | | <u>18,886</u> | | <u>35,856</u> |

*Reduction
in income*

*- 14,858
- 14%*

*Surplus is 52.5% of last
year. - £17,000.*

*DUE TO REDUCED RETURN
ON INVESTMENTS*

Trustees A F Briedoake deceased

Investment income account
for the year ended 5 April 2021

| | 2021 £ | 2020 £ |
|--|---------------|---------------|
| Interest from Government Securities | | |
| 1.25% IL Treasury Stock 2027 | 1,284 | 1,262 |
| Wider Range Securities | | |
| The Equities Investment Fund for Charities | 16,770 | 21,710 |
| Aberdeen Diversified | 950 | 820 |
| Standard Life Aberdeen | 890 | 890 |
| Alliance Trust | 690 | 670 |
| Artemis Global Inc | 755 | 1,098 |
| Asia Dragon Trust | 142 | 142 |
| AstraZeneca | 3,405 | 3,591 |
| Aviva | 274 | 638 |
| Aviva US Equity Income | 1,267 | 1,016 |
| BAE Systems | 667 | 542 |
| Balfour Beattie | - | 115 |
| BHP Group | 1,726 | 1,690 |
| Blackrock Cont Eu Inv | 1,257 | 1,303 |
| BMO Comm Prop Trust | 704 | 1,625 |
| BNY Mellon | 816 | 827 |
| BP | 1,405 | 2,268 |
| British Land | 161 | 604 |
| Compass Group | - | 458 |
| Capital Emerging Mkts Total Opp Inc | 379 | 500 |
| Carnival | - | 318 |
| Centrica | - | 422 |
| Derwent London | 154 | 142 |
| Diageo | 1,359 | 1,334 |
| Experian | 918 | 927 |
| First State | - | 350 |
| First Trust GI Equity | 613 | 453 |
| GlaxoSmithKline | 712 | 712 |
| HSBC Holdings | - | 4,749 |
| Henderson Eurotrust | 598 | 671 |
| IMI | 509 | 617 |
| Inmarsat | - | 114 |
| Ishares | 598 | 659 |
| Johnson Matthey | 205 | 348 |
| JPMorgan American Investment Trust | 504 | 504 |
| JPMorgan Emerging Markets | 144 | 91 |
| JPMorgan US Eq Inc | 575 | 216 |
| Jupiter Euro Inc | 40 | 129 |
| Land Securities | 97 | 249 |
| Law Debenture Corporation | 5,467 | 2,741 |
| Gross Income | 46,037 | 57,513 |

Trustees A F Brideoake deceased

Investment income account
for the year ended 5 April 2021

| | 2021 £ | 2020 £ |
|--|-----------|-----------|
| Lion Trust Euro income | 759 | 720 |
| M&G | 170 | |
| Marks & Spencer | | 707 |
| Meggitt | | 346 |
| Mercantile Investment Trust | 1,063 | 845 |
| Monks Investment Trust | 134 | 99 |
| National Grid | 918 | 951 |
| NB Global FI Rate | 939 | 818 |
| Pearson | 158 | 154 |
| Pennon Group | 669 | 760 |
| Prudential | 195 | 391 |
| Reckitt & Benckiser | 201 | 199 |
| Relx | 946 | 896 |
| Royal Dutch Shell | 1,328 | 3,969 |
| Rio Tinto | 3,834 | 6,355 |
| Schroder Asian Inc Fund | 683 | 654 |
| Scottish & Southern Energy | 872 | 1,000 |
| Scottish Mortgage Investment Trust | 640 | 606 |
| SQN Asia Fin Inc | | 1,110 |
| Standard Chartered | | 131 |
| Standard Life Eq Inc Trust | 1,049 | 985 |
| Standard Life Inv Prop | 971 | 1,200 |
| Tate & Lyle | 181 | 181 |
| Temple Bar Inv Tr | 450 | 601 |
| Tesco | 6,184 | 689 |
| Twentyfour Inc Fund | 557 | 392 |
| 3i Infrastructure | 530 | 498 |
| Unilever | 726 | 700 |
| Valu-Trac Gravis Inc | 2,149 | 1,273 |
| Vodafone | 1,020 | 952 |
| Whitbread | | 254 |
| Witan Inv Trust | 929 | 856 |
| Artemis St Bond | 1,273 | 1,343 |
| Franklin Temp IL Bond | 1,633 | 2,630 |
| Fidelity Infl Lkd Bond | - | 62 |
| Henderson Diversified Ord NPV | 491 | 491 |
| Henderson Gbl Inv Preference & BD | 1,167 | 1,003 |
| Kames Capital Sterling Corp Bond | 1,108 | 1,117 |
| Invesco Perp Corporate Bond | 1,482 | 1,859 |
| M & G Strat Corp Bond | 1,740 | 2,054 |
| M & G GI Makro Bond | 459 | 428 |
| National Grid Gas IL | 368 | 671 |
| Ninety One Fund Emerging Markets Local Curr Debt | 351 | 410 |
| Pimco Sel In Bond | 1,826 | 1,736 |
| Threadneedle H Y Bond | 1,079 | 1,260 |

87,268

101,868

Trustees A F Brideoake deceased

Balance Sheet
as at 5 April 2021

| | £ | 2021 | £ | 2020 | £ |
|--|---------|--------|-----------|---------|-----------|
| Investments | | Page 8 | 3,098,046 | | 2,314,265 |
| Freehold Properties | | | | | |
| Leigh | 633 | | | 633 | |
| Lowton St. Mary's | 445 | | | 445 | |
| Market Weighton | 693 | | | 693 | |
| | | | 1,770 | | 1,770 |
| Perpetual Rent Charge | | | | | |
| £7 per annum at Chorlton-cum-Hardy, M/c. | | | 161 | | 161 |
| Freehold Ground Rents | | | | | |
| Leigh | 176 | | | 176 | |
| Lowton St. Mary's | 615 | | | 615 | |
| | | | 791 | | 791 |
| Loans on Mortgage | | | | | |
| G & K Galley | | | 2,000 | | 2,000 |
| Cash and bank balances | | | | | |
| HSBC-current account | 12,450 | | | 4,258 | |
| Walker Crips Group | 789,043 | | | 739,269 | |
| Cowling Swift & Kitchen-Clients' account | 824,296 | | | 880,287 | |
| | | | 1,625,789 | | 1,623,813 |
| Debtors | | | | | |
| Income tax | | | | | 59 |
| | | | 4,728,556 | | 3,942,859 |
| Less: Current liabilities | | | | | |
| Accruals | | | | 797 | |
| Cowling Swift & Kitchen | | | | - | |
| Accountancy | 2,760 | | | 1,380 | |
| | | | 2,760 | | 1,380 |
| Net assets | | | 4,725,796 | | 3,941,479 |

*Increase
in portfolio
is 3201
or £783,76*

*Net assets have increased by
a fraction under 20% or
£784,317*

Trustees A F Brideoake deceased

Balance Sheet
as at 5 April 2021

| | 2021 £ | 2020 £ |
|---------------------|------------------|------------------|
| Funds | | |
| Permanent Endowment | 4,606,268 | 3,957,420 |
| General | 119,527.90 | 100,642 |
| | <u>4,725,796</u> | <u>4,058,062</u> |


The financial statements on pages 3 to 8 were approved by the trustees on
on their behalf by:

and signed

D Gibson
Trustee



D Clarke
Trustee



R W Rusby
Trustee



Trustees A F Briedoake deceased

Schedule of Investments
at 5 April 2021

| | 2021 | | 2020 | |
|--|-------------------|----------------|-------------------|----------------|
| | Market Value £ | Cost £ | Market Value £ | Cost £ |
| Government Securities | | | | |
| 1.25% Treasury IL 2027 | 135,663 | 100,164 | 136,734 | 100,164 |
| | <u>135,663</u> | <u>100,164</u> | <u>136,734</u> | <u>100,164</u> |
| Wider Range Securities | | | | |
| The Equities Investment Fund for Charities | 382,712 | 30,110 | 298,423 | 30,110 |
| Alliance Trust | 44,880 | 8,098 | 29,232 | 8,098 |
| Aberdeen Diversified | 16,565 | 19,909 | 15,208 | 19,909 |
| Aberdeen Standard Equity Inc | 16,822 | 20,931 | 13,641 | 20,931 |
| Artemis Global Income | 39,249 | 35,400 | 26,905 | 35,400 |
| Asia Dragon Trust | 15,761 | 12,012 | 10,268 | 12,012 |
| AstraZeneca | 117,979 | 3,752 | 117,519 | 3,752 |
| Aviva | 8,624 | 8,496 | 4,924 | 8,496 |
| Aviva UK US Eq Inc | 43,471 | 24,901 | 31,753 | 24,901 |
| Axa Framlington | 64,817 | 9,999 | 42,256 | 9,999 |
| BAE Systems | 12,250 | 7,954 | 12,000 | 7,954 |
| Balfour Beatty | 6,495 | 5,990 | 4,572 | 5,990 |
| BHP Group | 31,020 | 30,185 | 18,618 | 30,185 |
| Blackrock Cont Eu | 47,285 | 39,923 | 35,769 | 39,923 |
| BMO Comm Prop Trust | 20,912 | 33,552 | 20,150 | 33,552 |
| BNY Mellon AS Inc | 24,462 | 20,199 | 18,270 | 20,199 |
| BP | 20,286 | 36,472 | 23,611 | 36,472 |
| British Land | 9,784 | 10,022 | 6,038 | 10,022 |
| Capital Intl Emerging Mkts | 9,684 | 10,000 | 8,192 | 10,000 |
| Carnival | 3,252 | 5,814 | 1,230 | 5,814 |
| Centrica | 2,387 | 10,597 | 1,357 | 10,597 |
| Compass Group | 17,103 | 9,286 | 12,584 | 9,286 |
| Derwent London | 6,875 | 5,005 | 6,313 | 5,005 |
| Diageo | 58,486 | 678 | 47,808 | 678 |
| Experian Group | 63,650 | 1,403 | 52,850 | 1,403 |
| First Sentier Stewart Asia Pac Ldrs Trust | 47,936 | 20,657 | 33,227 | 20,657 |
| First Trust GI Funds Eq Markets | 19,004 | 20,048 | 14,961 | 20,048 |
| GlaxoSmithKline | 11,371 | 10,010 | 13,256 | 10,010 |
| Henderson Diversified | 9,232 | 10,025 | 7,872 | 10,025 |
| Henderson Preference & Bond | 26,162 | 24,997 | 23,515 | 24,997 |
| Henderson Eurotrust | 34,297 | 19,996 | 23,757 | 19,996 |
| HSBC Holdings | 50,754 | 11,097 | 47,636 | 11,097 |
| 3I Infrastructure | 16,536 | 9,997 | 13,413 | 9,997 |
| IMI | 19,994 | 5,734 | 10,925 | 5,734 |
| Inmarsat | | - | - | - |
| Ishares S&P | 47,584 | 10,594 | 33,491 | 10,594 |
| J P Morgan American Inv Trust | 47,043 | 9,996 | 28,055 | 9,996 |
| J P Morgan Emerging Markets | 13,297 | 10,018 | 8,049 | 10,018 |
| J P Morgan US Eq Income | 29,224 | 25,175 | 19,596 | 25,175 |
| Johnson Matthey | 12,086 | 4,442 | 6,751 | 4,442 |
| Jupiter European Income | 27,520 | 25,132 | 21,978 | 25,132 |
| | <u>1,632,511</u> | <u>718,766</u> | <u>1,302,705</u> | <u>718,766</u> |

Trustees A F Briedoake deceased

Schedule of Investments
at 5 April 2021

| | 2021 | | 2020 | |
|--|---------------------|---------------------|-------------------|------------------|
| | Market Value £ | Cost £ | Market Value £ | Cost £ |
| Wider Range Securitles (continued) | | | | |
| KKV Secured Loan Fund | 3,553 | 14,174 | 4,900 | 17,904 |
| Land Securitles | 3,782 | 2,998 | 2,774 | 2,998 |
| Law Debenture Corporation | 101,618 | 29,861 | 63,248 | 29,861 |
| Legg Mason Asia Pacific | 27,678 | 10,312 | 19,971 | 10,312 |
| Lion Trust Eu inc | 25,980 | 20,072 | 18,925 | 20,072 |
| M&G plc | 1,633 | 548 | 853 | 548 |
| Marks & Spencer | 10,973 | 4,043 | 6,768 | 4,043 |
| Meggitt | 10,055 | 8,001 | 4,449 | 8,001 |
| Mercantile Inv Trust | 41,216 | 15,013 | 25,792 | 15,013 |
| Monks Investment Trust | 73,745 | 13,928 | 40,743 | 13,928 |
| National Grid | 16,173 | 11,941 | 15,767 | 11,941 |
| NB Global FI rate Inc | 16,489 | 18,024 | 13,520 | 18,024 |
| Ninety One Fund Man Emerging Mkts Local Curr | 5,923 | 10,000 | 5,873 | 10,000 |
| Pearson | 6,245 | 10,016 | 3,870 | 10,016 |
| Pennon Group | 17,809 | 13,087 | 18,967 | 13,087 |
| Prudential | 12,102 | 3,431 | 7,178 | 3,431 |
| Reckitt Benckiser | 7,472 | 8,091 | 7,190 | 8,091 |
| Relx | 37,985 | 9,794 | 34,911 | 9,794 |
| Royal Dutch Shell | 36,029 | 26,692 | 38,268 | 26,692 |
| Rio Tinto | 70,692 | 10,216 | 48,517 | 10,216 |
| Schroder Asian Inc Fund | 22,289 | 20,189 | 15,657 | 20,189 |
| Scottish & Southern Energy | 15,808 | 7,432 | 11,642 | 7,432 |
| Scottish Morg Inv Trust | 225,234 | 24,996 | 104,200 | 24,996 |
| Standard Chartered | 3,716 | 10,847 | 3,081 | 10,847 |
| Standard Life Aberdeen | 12,106 | 12,166 | 7,946 | 12,166 |
| Standard Life Inv Prop | 17,927 | 23,002 | 22,096 | 23,002 |
| Tate & Lyle | 4,670 | 4,996 | 3,748 | 4,996 |
| Temple Bar Inv Trust | 13,432 | 15,033 | 8,541 | 15,033 |
| Tesco | 18,355 | 14,517 | 22,838 | 14,517 |
| Threadneedle Inv American Select Trust | 45,483 | 20,125 | 31,029 | 20,125 |
| Twentyfour Inc Fund | 9,418 | 10,037 | 7,447 | 10,037 |
| Unilever | 19,708 | 6,452 | 19,781 | 6,452 |
| Valu-Trac Gravis UK Income | 44,240 | 44,385 | 41,300 | 44,385 |
| Vodafone | 16,908 | 22,006 | 14,044 | 22,006 |
| Witan Investment Trust | 38,681 | 35,009 | 25,799 | 35,009 |
| Whitbread | 8,900 | 10,003 | 6,301 | 10,003 |
| Artemis Str Bond | 53,422 | 52,041 | 49,518 | 52,041 |
| Fil GBL IL Bond | 52,547 | 50,436 | 50,802 | 50,436 |
| Franklin Temp Term Bond | 36,764 | 49,993 | 38,866 | 49,993 |
| Invesco Perp Corp bond | 54,692 | 44,997 | 51,696 | 44,997 |
| Aegon Asst Man Sterling Cor Bond | 39,879 | 34,998 | 37,704 | 34,998 |
| M & G Corporate Bond | 57,538 | 48,406 | 51,588 | 48,406 |
| M & G Makro Bond | 24,639 | 24,892 | 26,004 | 24,892 |
| Nat Grid Gas 4.1875% IL | 18,891 | 19,400 | 19,728 | 19,400 |
| Pimco GI Sel UK Bond | 50,737 | 52,635 | 47,008 | 52,635 |
| Threadneedle High Yield Bond | 32,401 | 29,998 | 28,153 | 29,998 |
| | <u>3,098,045.63</u> | <u>1,633,821.62</u> | <u>2,314,265</u> | <u>1,565,989</u> |

Trustees A F Brideoake deceased

**Reconciliation and Analysis of Movement of Funds
for the year ended 5 April 2021**

| | Restricted Funds | | |
|--|-------------------------|--------------------------------|------------------|
| | General | Permanent Endowment | Total |
| | £ | £ | £ |
| Opening value of funds | 100,642 | 3,957,420 | 4,058,062 |
| Management fees | - | (19,702) | (19,702) |
| Net income/(expenditure) for the year | 18,885.74 | - | 18,886 |
| Realised gains/(losses) on investments | - | (1,522) | (1,522) |
| Unrealised gains/(losses) on investments | - | 670,073 | 670,073 |
| Closing value of funds | <u>119,528</u> | <u>4,606,268</u> | <u>4,725,796</u> |

Page 7