

# BARCLAY'S AND STANDON UNITED CHARITIES

England & Wales · Charity number 209195

## Details

---

**Status** Registered

**Legal form** Other

**Registered** 1962-09-22

**Register** [View on the Charity Commission register](#)

## Contact

---

**Address** 26 Fishers Close  
Puckeridge  
Hertfordshire  
SG11 1TD

**Phone** 07848044554

**Email** [clerk@standoncharities.org.uk](mailto:clerk@standoncharities.org.uk)

**Website** [www.standoncharities.org.uk](http://www.standoncharities.org.uk)

## Activities

---

**Objects:** (1) The objects of the charity are the almshouse objects, the relief in need object, the educational object and the Thomas Fysher object.(2) The almshouse objects are(a) the provision of almshouse accommodation for beneficiaries; and(b) such charitable purposes for the benefit of the residents as the trustees decide.The land identified in part 2 of the schedule to this scheme must be retained by the trustees for use for the almshouse objects of the charity.(3) The relief in need object is the relief of persons in need, hardship or distress resident in the area of benefit.The trustees may relieve the beneficiaries by:(a) making grants of money to them; or(b) providing or paying for goods, services or facilities for them; or(c) making grants of money to other persons or bodies who provide goods, services or facilities to those in need.In exceptional cases the trustees may decide to assist someone (who is otherwise qualified) who is:(a) resident outside the area of benefit; or(b) only temporarily resident in the area of benefit.(4) The educational object is to pay the income to the Roger de Clare School, Puckeridge, in the parish of Standon.(5) The Thomas Fysher object is to pay:(a) 2/9ths of the income to the relief in need branch created by clause 2(4) of this scheme;(b) 5/9ths of the income to the education branch created by clause 2(5) of this scheme;(c) 2/9ths of the income to Christ's Hospital School (Registered Charity number 306975).

**Activities:** Provides almshouses and grants for people in need from the Ancient Parish of Standon, Herts.

## Classification

- **How:** Makes Grants To Individuals, Makes Grants To Organisations, Provides Buildings/facilities/open Space
- **What:** The Prevention Or Relief Of Poverty, Accommodation/housing
- **Who:** Other Defined Groups

## Geography

- **Area of benefit:** ANCIENT PARISH OF STANDON
- Hertfordshire

## Finances

| Period end | Income  | Expenditure | Assets | Employees |
|------------|---------|-------------|--------|-----------|
| 2025-03-31 | £83,599 | £113,738    | -      | -         |
| 2024-03-31 | £85,692 | £90,401     | -      | -         |
| 2023-03-31 | £75,049 | £97,790     | -      | -         |
| 2022-03-31 | £82,872 | £49,979     | -      | -         |
| 2021-03-31 | £77,245 | £26,526     | -      | -         |

## Trustees

| Name                     | Role  | Appointed  |
|--------------------------|-------|------------|
| <b>Kathryn Mansfield</b> | Chair | 2023-07-04 |
| Andrew Mansfield         |       | 2023-07-04 |
| Christopher Leage        |       | 2024-11-27 |
| Gerald Dale              |       | 2025-11-25 |
| Hayley Saul              |       | 2025-05-13 |
| Jody Gray                |       | 2023-07-04 |

## Linked charities

---

- THOMAS FYSHER (209195-1)
- GEORGE CROWCH (209195-2)
- RICHARD SADLEIR (209195-3)
- DAVID THOMAS (209195-4)
- JOHN DE STANDON (209195-5)
- WILLIAM HAYNES (209195-6)
- HENRY GUTTERIDGE (209195-7)
- MATHEW ROE (209195-8)

**BARCLAY'S AND STANDON UNITED CHARITIES**

England & Wales - Charity number 209195

---

# Accounts

---



| <b>Trustees' Annual Report for the period</b> |                   |       |      |                 |    |       |      |
|---|-------------------|-------|------|-----------------|----|-------|------|
|   | Period start date |       |      | Period end date |    |       |      |
| <b>From</b>                                   | 1                 | April | 2024 | <b>To</b>       | 31 | March | 2025 |

**Section A Reference and administration details**

|   |  |
|---|--|
| <b>Charity name</b>                       | Barclays & Standon United Charities                                |
| <b>Other names charity is known by</b>    | Standon Charities  |
| <b>Registered charity number (if any)</b> | 209195   |
| <b>Charity's principal address</b>        | 26 Fishers Close   |
|   | Puckeridge   |
|   | Ware   |
|   | <b>Postcode</b> <span style="float: right;"><b>SG11 1TD</b></span> |

**Names of the charity trustees who manage the charity**

|   | Trustee name      | Office (if any) | Dates acted if not for whole year                    | Name of person (or body) entitled to appoint trustee (if any) |
|---|-------------------|-----------------|--|---|
| 1 | Mark Acford       | Chair           |  |   |
| 2 | Suzanne Anderson  |                 | Resigned as Trustee 15-Oct-2024                      |   |
| 3 | Rev John Chitham  |                 |  | Ex-officio  |
| 4 | Pat Foot          |                 | Resigned as Trustee 10-Sep-2024                      |   |
| 5 | Andy Mansfield    |                 |  |   |
| 6 | Kathryn Mansfield |                 |  |   |
| 7 | Jody Gray         | Vice-Chair      |  |   |
| 8 | Zarina Luca       |                 | Resigned as Trustee 28-May-2024                      | Ex-officio  |
| 9 | Chris Leage       |                 | Welcomed as a Trustee 27 <sup>th</sup> November 2024 |   |

**Names of the trustees for the charity, if any, (for example, any custodian trustees)**

| Name | Dates acted if not for whole year |
|------|-----------------------------------|
|      |                                   |
|      |                                   |
|      |                                   |

**Names and addresses of advisers (Optional information)**

| Type of adviser | Name | Address |
|-----------------|------|---------|
|                 |      |         |
|                 |      |         |
|                 |      |         |
|                 |      |         |

Name of chief executive or names of senior staff members (Optional information)

|  |
|--|
|  |
|--|

## Section B Structure, governance and management

### Description of the charity's trusts

|  |  |
|--|--|
| Type of governing document<br><small>(eg. trust deed, constitution)</small>        | Scheme   |
| How the charity is constituted<br><small>(eg. trust, association, company)</small> | Trust  |
| Trustee selection methods<br><small>(eg. appointed by, elected by)</small>         | Trustees are co-opted, the local vicar is ex-officio trustee, and the Parish Council nominates at least one trustee. |

### Additional governance issues (Optional information)

|  |  |
|--|--|
| <p>You <b>may choose</b> to include additional information, where relevant, about:</p> <ul style="list-style-type: none"> <li>• policies and procedures adopted for the induction and training of trustees;</li> <li>• the charity's organisational structure and any wider network with which the charity works;</li> <li>• relationship with any related parties;</li> <li>• trustees' consideration of major risks and the system and procedures to manage them.</li> </ul> | <p>The Charity uses The Almshouse Association for advice and guidance on policies, procedures and governance issues,</p> |
|--|--|

## Section C Objectives and activities

|   |  |
|---|--|
| <p><b>Summary of the objects of the charity set out in its governing document</b></p> | <ol style="list-style-type: none"> <li>(1) The objects of the charity are the Almshouse objects, the relief in need object, the educational object and the Thomas Fysher object.</li> <li>(2) The Almshouse objects are             <ol style="list-style-type: none"> <li>(a) the provision of Almshouse accommodation for beneficiaries; and</li> <li>(b) such charitable purposes for the benefit of the residents as the trustees decide.</li> </ol> </li> </ol> |
|---|--|

The land identified in part 2 of the schedule to this scheme must be retained by the trustees for use for the Almshouse objects of the charity.

- (3) The relief in need object is the relief of persons in need, hardship or distress resident in the area of benefit.

The trustees may relieve the beneficiaries by:

- (a) making grants of money to them; or
- (b) providing or paying for goods, services, or facilities for them; or
- (c) making grants of money to other persons or bodies who provide goods, services, or facilities to those in need.

In exceptional cases the trustees may decide to assist someone (who is otherwise qualified) who is:

- (a) resident outside the area of benefit; or
- (b) only temporarily resident in the area of benefit.

- (4) The educational object is to pay the income to the Hertfordshire Educational Foundation (Registered Charity number 311025).

- (5) The Thomas Fysher object is to pay:

- (a) 2/9ths of the income to the relief in need branch created by clause 2(4) of this scheme.
- (b) 5/9ths of the income to the education branch created by clause 2(5) of this scheme.
- (c) 2/9ths of the income to Christ's Hospital School (Registered Charity number 306975).

**Summary of the main activities undertaken for the public benefit in relation to these objects (include within this section the statutory declaration that trustees have had regard to the guidance issued by the Charity Commission on public benefit)**

Trustees have regard to the guidance issued by the Charity Commission on public benefit.

Almshouse branch: Provision of Almshouses.

Relief in Need branch: Grants have been made to individuals and local organisations.

Educational Branch: Grants have been made to Hertfordshire Education Foundation and Christs Hospital as required by the Scheme.

**Additional details of objectives and activities (Optional information)**

You **may choose** to include further statements, where relevant, about:

- policy on grantmaking;
- policy programme related investment;
- contribution made by volunteers.

**Summary of the main achievements of the charity during the year**

Trustees have maintained the Almshouses, received rents and returns on investments and used them to provide for the requirements of the Scheme.

## Section E Financial review

**Brief statement of the charity's policy on reserves**

The Charity operates Cyclical and Emergency maintenance funds, keeps a balance on the grant making fund to enable extraordinary emergency grants to be made and will use any surplus on the Almshouse branch to increase the stock of Almshouses available.

**Details of any funds materially in deficit**

None

### Further financial review details (Optional information)

You **may choose** to include additional information, where relevant about:

- the charity's principal sources of funds (including any fundraising);
- how expenditure has supported the key objectives of the charity;
- investment policy and objectives including any ethical investment policy adopted.

This financial year, the Charity has substantially increased its expenditure on maintenance of several of its Almshouses, including listed buildings. This has improved living conditions, increased cost efficiency, and lowered future maintenance needs


## Section F Other optional information

## Section G Declaration

The trustees declare that they have approved the trustees' report above.

**Signed on behalf of the charity's trustees**

**Signature(s)**



**Full name(s)** Helen Surridge

**Position (eg Secretary, Chair, etc)** Clerk to Trustees

**Date** 14<sup>th</sup> January 2026

**Barclay's and Standon United Charities**  
**Income & Expenditure by Branch 1st April 2024 to 31st March 2025**

|   | Almshouse Branch  |                 | Educational Branch |                 | Relief in Need Branch |                  | Thomas Fysher Branch |                 | TOTAL             |                  |
|---|-------------------|-----------------|--------------------|-----------------|-----------------------|------------------|----------------------|-----------------|-------------------|------------------|
|   | Apr 24 - Mar 25   | Apr 23 - Mar 24 | Apr 24 - Mar 25    | Apr 23 - Mar 24 | Apr 24 - Mar 25       | Apr 23 - Mar 24  | Apr 24 - Mar 25      | Apr 23 - Mar 24 | Apr 24 - Mar 25   | Apr 23 - Mar 24  |
| <b>Ordinary Income/Expense</b>              |                   |                 |                    |                 |                       |                  |                      |                 |                   |                  |
| <b>Income</b>                               |                   |                 |                    |                 |                       |                  |                      |                 |                   |                  |
| Donations received                          | 0.00              | 0.00            | 0.00               | 0.00            | 0.00                  | 1,100.00         | 0.00                 | 0.00            | 0.00              | 1,100.00         |
| Dividends and interest                      | 3,846.83          | 2,776.13        | 0.00               | 0.00            | 7,850.80              | 7,205.51         | 6,127.64             | 5,963.33        | 17,825.27         | 15,944.97        |
| <b>Branch appropriations</b>                |                   |                 |                    |                 |                       |                  |                      |                 |                   |                  |
| From Thomas Fysher                          | 0.00              | 0.00            | 3,410.94           | 3,319.47        | 1,358.35              | 1,321.93         | 0.00                 | 0.00            | 4,769.29          | 4,641.40         |
| <b>Total Branch appropriations</b>          | 0.00              | 0.00            | 3,410.94           | 3,319.47        | 1,358.35              | 1,321.93         | 0.00                 | 0.00            | 4,769.29          | 4,641.40         |
| Agricultural land rents                     | 5,003.82          | 6,401.22        | 0.00               | 0.00            | 3,335.88              | 4,267.47         | 0.00                 | 0.00            | 8,339.70          | 10,668.69        |
| Weekly maintenance charges                  | 52,664.62         | 53,326.92       | 0.00               | 0.00            | 0.00                  | 0.00             | 0.00                 | 0.00            | 52,664.62         | 53,326.92        |
| <b>Total Income</b>                         | 61,515.27         | 62,504.27       | 3,410.94           | 3,319.47        | 12,545.03             | 13,894.91        | 6,127.64             | 5,963.33        | 83,599            | 85,681.98        |
| <b>Expense</b>                              |                   |                 |                    |                 |                       |                  |                      |                 |                   |                  |
| Property management                         | 9,600.00          | 9,600.00        | 0.00               | 0.00            | 0.00                  | 0.00             | 0.00                 | 0.00            | 9,600.00          | 9,600.00         |
| Finance officer                             | 4,075.48          | 2,245.00        | 0.00               | 0.00            | 0.00                  | 0.00             | 0.00                 | 0.00            | 4,075.48          | 2,245.00         |
| Clerk                                       | 6,037.50          | 5,807.99        | 0.00               | 0.00            | 0.00                  | 0.00             | 0.00                 | 0.00            | 6,037.50          | 5,807.99         |
| Repairs                                     | 61,248.10         | 36,551.57       | 0.00               | 0.00            | 0.00                  | 0.00             | 0.00                 | 0.00            | 61,248.10         | 36,551.57        |
| Utilities                                   | -20.59            | 0.00            | 0.00               | 0.00            | 0.00                  | 0.00             | 0.00                 | 0.00            | -20.59            | 0.00             |
| Insurance                                   | 1,536.94          | 1,505.68        | 0.00               | 0.00            | 0.00                  | 0.00             | 0.00                 | 0.00            | 1,536.94          | 1,505.68         |
| Loan interest                               | 5,228.27          | 352.08          | 0.00               | 0.00            | 0.00                  | 0.00             | 0.00                 | 0.00            | 5,228.27          | 352.08           |
| Membership subscriptions                    | 454.00            | 511.00          | 0.00               | 0.00            | 0.00                  | 0.00             | 0.00                 | 0.00            | 454.00            | 511.00           |
| Administrative expenses                     | 1,599.90          | 1,221.24        | 0.00               | 0.00            | 0.00                  | 0.00             | 0.00                 | 0.00            | 1,599.90          | 1,221.24         |
| Legal and professional costs                | 6,713.40          | 726.00          | 0.00               | 0.00            | 0.00                  | 0.00             | 0.00                 | 0.00            | 6,713.40          | 726.00           |
| <b>Total Expense</b>                        | 96,473.00         | 58,520.56       | 0.00               | 0.00            | 0.00                  | 0.00             | 0.00                 | 0.00            | 96,473.00         | 58,520.56        |
| <b>Net Ordinary Income</b>                  | -34,957.73        | 3,983.71        | 3,410.94           | 3,319.47        | 12,545.03             | 13,894.91        | 6,127.64             | 5,963.33        | -12,874.12        | 27,161.42        |
| <b>Other Income/Expense</b>                 |                   |                 |                    |                 |                       |                  |                      |                 |                   |                  |
| <b>Other Expense</b>                        |                   |                 |                    |                 |                       |                  |                      |                 |                   |                  |
| Grants allocated                            | 0.00              | 0.00            | 0.00               | 0.00            | 7,726.24              | 22,587.46        | 0.00                 | 0.00            | 7,726.24          | 22,587.46        |
| <b>APPROPRIATIONS ~ Educational</b>         |                   |                 |                    |                 |                       |                  |                      |                 |                   |                  |
| Hertfordshire Educational Foundation        | 0.00              | 0.00            | 3,410.94           | 3,319.47        | 0.00                  | 0.00             | 0.00                 | 0.00            | 3,410.94          | 3,319.47         |
| <b>Total APPROPRIATIONS ~ Educational</b>   | 0.00              | 0.00            | 3,410.94           | 3,319.47        | 0.00                  | 0.00             | 0.00                 | 0.00            | 3,410.94          | 3,319.47         |
| <b>APPROPRIATIONS ~ Thomas Fysher</b>       |                   |                 |                    |                 |                       |                  |                      |                 |                   |                  |
| Christ's Hospital School                    | 0.00              | 0.00            | 0.00               | 0.00            | 0.00                  | 0.00             | 1,358.35             | 1,321.93        | 1,358.35          | 1,321.93         |
| Relief in Need Branch                       | 0.00              | 0.00            | 0.00               | 0.00            | 0.00                  | 0.00             | 1,358.35             | 1,321.93        | 1,358.35          | 1,321.93         |
| Educational Branch                          | 0.00              | 0.00            | 0.00               | 0.00            | 0.00                  | 0.00             | 3,410.94             | 3,319.47        | 3,410.94          | 3,319.47         |
| <b>Total APPROPRIATIONS ~ Thomas Fysher</b> | 0.00              | 0.00            | 0.00               | 0.00            | 0.00                  | 0.00             | 6,127.64             | 5,963.33        | 6,127.64          | 5,963.33         |
| <b>Total Other Expense</b>                  | 0.00              | 0.00            | 3,410.94           | 3,319.47        | 7,726.24              | 22,587.46        | 6,127.64             | 5,963.33        | 17,264.82         | 31,870.26        |
| <b>Net Other Income</b>                     | 0.00              | 0.00            | -3,410.94          | -3,319.47       | -7,726.24             | -22,587.46       | -6,127.64            | -5,963.33       | -17,264.82        | -31,870.26       |
| <b>Surplus/(Deficit) for the Year</b>       | <b>-34,957.73</b> | <b>3,983.71</b> | <b>0.00</b>        | <b>0.00</b>     | <b>4,818.79</b>       | <b>-8,692.55</b> | <b>0.00</b>          | <b>0.00</b>     | <b>-30,138.94</b> | <b>-4,708.84</b> |



**Section A**

**Independent Examiner's Report**

**Report to the trustees**

Charity Name  
Standon & Barclays United Charities

**On accounts for the year ended**

|           |                            |        |
|-----------|----------------------------|--------|
| 31/3/2025 | <b>Charity no (if any)</b> | 209195 |
|-----------|----------------------------|--------|

**Set out on pages**

(remember to include the page numbers of additional sheets)

I report to the trustees on my examination of the accounts of the above charity ("the Trust") for the year ended 31/03/2025

**Responsibilities and basis of report**

As the charity's trustees, you are responsible for the preparation of the accounts in accordance with the requirements of the Charities Act 2011 ("the Act").

I report in respect of my examination of the Trust's accounts carried out under section 145 of the 2011 Act and in carrying out my examination, I have followed all the applicable Directions given by the Charity Commission under section 145(5)(b) of the Act.

**Independent examiner's statement**

I have completed my examination. I confirm that no material matters have come to my attention in connection with the examination which gives me cause to believe that in, any material respect:

- the accounting records were not kept in accordance with section 130 of the Charities Act; or
- the accounts did not accord with the accounting records; or
- the accounts did not comply with the applicable requirements concerning the form and content of accounts set out in the Charities (Accounts and Reports) Regulations 2008 other than any requirement that the accounts give a 'true and fair' view which is not a matter considered as part of an independent examination.

I have no concerns and have come across no other matters in connection with the examination to which attention should be drawn in this report in order to enable a proper understanding of the accounts to be reached.

*\* Please delete the words in the brackets if they do not apply.*

**Signed:**

*John Harris*

**Date:**

28/08/2025

**Name:**

John Harris

**Relevant professional qualification(s) or body (if any):**

**Address:**

4 South Road, Puckeridge, Ware SG11 1TH

|  |
|--|
|  |
|  |

**Section B**

**Disclosure**

Only complete if the examiner needs to highlight material matters of concern (see CC32, Independent examination of charity accounts: directions and guidance for examiners).

**Give here brief details of any items that the examiner wishes to disclose.**

|  |
|--|
|  |
|--|

**BARCLAY'S AND STANDON UNITED CHARITIES**

England & Wales - Charity number 209195

---

# Accounts

---



| <b>Trustees' Annual Report for the period</b> |                   |       |      |                 |      |       |
|---|-------------------|-------|------|-----------------|------|-------|
|   | Period start date |       |      | Period end date |      |       |
| <b>From</b>                                   | 1                 | April | 2023 | <b>To</b>       | 31   | March |
|   |                   |       |      |                 | 2024 |       |

**Section A Reference and administration details**

|   |   |                 |                 |
|---|---|-----------------|-----------------|
| <b>Charity name</b>                       | Barclays & Standon United Charities   |                 |                 |
| <b>Other names charity is known by</b>    | Standon Charities   |                 |                 |
| <b>Registered charity number (if any)</b> | 209195  |                 |                 |
| <b>Charity's principal address</b>        | 26 Fishers Close  |                 |                 |
|   | Puckeridge  |                 |                 |
|   | Ware  |                 |                 |
|   | <table style="width: 100%; border-collapse: collapse;"> <tr> <td style="width: 60%; padding: 2px;"><b>Postcode</b></td> <td style="padding: 2px;"><b>SG11 1TD</b></td> </tr> </table> | <b>Postcode</b> | <b>SG11 1TD</b> |
| <b>Postcode</b>                           | <b>SG11 1TD</b>   |                 |                 |

**Names of the charity trustees who manage the charity**

|    | Trustee name      | Office (if any)             | Dates acted if not for whole year | Name of person (or body) entitled to appoint trustee (if any) |
|----|-------------------|-----------------------------|-----------------------------------|---|
| 1  | Mark Acford       | Chair                       |                                   |   |
| 2  | Suzanne Anderson  |                             |                                   |   |
| 3  | Rev John Chitham  |                             |                                   | Ex-officio  |
| 4  | Pat Foot          |                             |                                   |   |
| 5  | Jo Fisher         |                             | Resigned as Trustee 03-Oct-2023   |   |
| 6  | Judith Manser     | Treasurer                   | Resigned as Trustee 07-May-2023   |   |
| 7  | David Goldstraw   | Clerk                       | Resigned as Trustee 01-May-2023   |   |
| 8  | Andy Mansfield    |                             | Welcomed as a Trustee 04-Jul-2023 |   |
| 9  | Kathryn Mansfield |                             | Welcomed as a Trustee 04-Jul-2023 |   |
| 10 | Jody Gray         | Vice-Chair from 21-Feb-2024 | Welcomed as a Trustee 04-Jul-2023 |   |
| 11 | Zarina Luca       |                             | Welcomed as a Trustee 04-Jul-2023 | Ex-officio  |
| 12 |                   |                             |                                   |   |
| 13 |                   |                             |                                   |   |

**Names of the trustees for the charity, if any, (for example, any custodian trustees)**

| Name | Dates acted if not for whole year |
|------|-----------------------------------|
|      |                                   |
|      |                                   |
|      |                                   |

**Names and addresses of advisers (Optional information)**

| Type of adviser | Name | Address |
|-----------------|------|---------|
|                 |      |         |
|                 |      |         |
|                 |      |         |
|                 |      |         |

Name of chief executive or names of senior staff members (Optional information)

|  |
|--|
|  |
|--|

## Section B Structure, governance and management

### Description of the charity's trusts

|  |  |
|--|--|
| Type of governing document<br><small>(eg. trust deed, constitution)</small>        | Scheme   |
| How the charity is constituted<br><small>(eg. trust, association, company)</small> | Trust  |
| Trustee selection methods<br><small>(eg. appointed by, elected by)</small>         | Trustees are co-opted, the local vicar is ex-officio trustee, and the Parish Council nominates at least one trustee. |

### Additional governance issues (Optional information)

|  |  |
|--|--|
| <p>You <b>may choose</b> to include additional information, where relevant, about:</p> <ul style="list-style-type: none"> <li>• policies and procedures adopted for the induction and training of trustees;</li> <li>• the charity's organisational structure and any wider network with which the charity works;</li> <li>• relationship with any related parties;</li> <li>• trustees' consideration of major risks and the system and procedures to manage them.</li> </ul> | <p>The Charity uses The Almshouse Association for advice and guidance on policies, procedures and governance issues,</p> |
|--|--|

## Section C Objectives and activities

|   |  |
|---|--|
| <p><b>Summary of the objects of the charity set out in its governing document</b></p> | <ol style="list-style-type: none"> <li>(1) The objects of the charity are the Almshouse objects, the relief in need object, the educational object and the Thomas Fysher object.</li> <li>(2) The Almshouse objects are             <ol style="list-style-type: none"> <li>(a) the provision of Almshouse accommodation for beneficiaries; and</li> <li>(b) such charitable purposes for the benefit of the residents as the trustees decide.</li> </ol> </li> </ol> |
|---|--|

The land identified in part 2 of the schedule to this scheme must be retained by the trustees for use for the Almshouse objects of the charity.

- (3) The relief in need object is the relief of persons in need, hardship or distress resident in the area of benefit.

The trustees may relieve the beneficiaries by:

- (a) making grants of money to them; or
- (b) providing or paying for goods, services, or facilities for them; or
- (c) making grants of money to other persons or bodies who provide goods, services, or facilities to those in need.

In exceptional cases the trustees may decide to assist someone (who is otherwise qualified) who is:

- (a) resident outside the area of benefit; or
- (b) only temporarily resident in the area of benefit.

- (4) The educational object is to pay the income to the Hertfordshire Educational Foundation (Registered Charity number 311025).

- (5) The Thomas Fysher object is to pay:

- (a) 2/9ths of the income to the relief in need branch created by clause 2(4) of this scheme.
- (b) 5/9ths of the income to the education branch created by clause 2(5) of this scheme.
- (c) 2/9ths of the income to Christ's Hospital School (Registered Charity number 306975).

**Summary of the main activities undertaken for the public benefit in relation to these objects (include within this section the statutory declaration that trustees have had regard to the guidance issued by the Charity Commission on public benefit)**

Trustees have regard to the guidance issued by the Charity Commission on public benefit.

Almshouse branch: Provision of Almshouses.

Relief in Need branch: Grants have been made to individuals and local organisations.

Educational Branch: Grants have been made to Hertfordshire Education Foundation and Christs Hospital as required by the Scheme.

**Additional details of objectives and activities (Optional information)**

You **may choose** to include further statements, where relevant, about:

- policy on grantmaking;
- policy programme related investment;
- contribution made by volunteers.

**Summary of the main achievements of the charity during the year**

Trustees have maintained the Almshouses, received rents and returns on investments and used them to provide for the requirements of the Scheme.

## Section E

## Financial review

**Brief statement of the charity's policy on reserves**

The Charity operates Cyclical and Emergency maintenance funds, keeps a balance on the grant making fund to enable extraordinary emergency grants to be made and will use any surplus on the Almshouse branch to increase the stock of Almshouses available.

**Details of any funds materially in deficit**

None

### Further financial review details (Optional information)

You **may choose** to include additional information, where relevant about:

- the charity's principal sources of funds (including any fundraising);
- how expenditure has supported the key objectives of the charity;
- investment policy and objectives including any ethical investment policy adopted.

## Section F

## Other optional information


## Section G

## Declaration

The trustees declare that they have approved the trustees' report above.

**Signed on behalf of the charity's trustees**

**Signature(s)**



**Full name(s)**

Helen Surridge

**Position (eg Secretary, Chair, etc)**

Clerk to Trustees

**Date**

15<sup>th</sup> January 2025

**Barclays & Standon United Charities**  
**Income & Expenditure by Branch**  
 April 2023 through March 2024

|   | Almshouse Branch |                   | Educational Branch |                  | Relief in Need Branch |                  | Thomas Fysher Branch |                  | TOTAL            |                   |
|---|------------------|-------------------|--------------------|------------------|-----------------------|------------------|----------------------|------------------|------------------|-------------------|
|   | Apr '23 - Mar 24 | Apr '22 - Mar 23  | Apr '23 - Mar 24   | Apr '22 - Mar 23 | Apr '23 - Mar 24      | Apr '22 - Mar 23 | Apr '23 - Mar 24     | Apr '22 - Mar 23 | Apr '23 - Mar 24 | Apr '22 - Mar 23  |
| <b>Ordinary Income/Expense</b>              |                  |                   |                    |                  |                       |                  |                      |                  |                  |                   |
| <b>Income</b>                               |                  |                   |                    |                  |                       |                  |                      |                  |                  |                   |
| Donations received                          | 0.00             | 0.00              | 0.00               | 0.00             | 1,100.00              | 0.00             | 0.00                 | 0.00             | 1,100.00         | 0.00              |
| Dividends and interest                      | 2,776.13         | 1,796.85          | 0.00               | 0.00             | 7,205.51              | 6,395.17         | 5,963.33             | 5,993.32         | 15,944.97        | 14,185.34         |
| Branch appropriations                       |                  |                   |                    |                  |                       |                  |                      |                  |                  |                   |
| From Thomas Fysher                          | 0.00             | 0.00              | 3,319.47           | 3,329.62         | 1,321.93              | 1,331.85         | 0.00                 | 0.00             | 4,641.40         | 4,661.47          |
| <b>Total Branch appropriations</b>          | 0.00             | 0.00              | 3,319.47           | 3,329.62         | 1,321.93              | 1,331.85         | 0.00                 | 0.00             | 4,641.40         | 4,661.47          |
| Agricultural land rents                     | 6,401.22         | 3,624.66          | 0.00               | 0.00             | 4,267.47              | 2,416.43         | 0.00                 | 0.00             | 10,668.69        | 6,041.09          |
| Weekly maintenance charges                  | 53,326.92        | 50,160.76         | 0.00               | 0.00             | 0.00                  | 0.00             | 0.00                 | 0.00             | 53,326.92        | 50,160.76         |
| <b>Total Income</b>                         | 62,504.27        | 55,582.27         | 3,319.47           | 3,329.62         | 13,894.91             | 10,143.45        | 5,963.33             | 5,993.32         | 85,681.98        | 75,048.66         |
| <b>Expense</b>                              |                  |                   |                    |                  |                       |                  |                      |                  |                  |                   |
| Property management                         | 9,600.00         | 0.00              | 0.00               | 0.00             | 0.00                  | 0.00             | 0.00                 | 0.00             | 9,600.00         | 0.00              |
| Finance officer                             | 2,245.00         | 0.00              | 0.00               | 0.00             | 0.00                  | 0.00             | 0.00                 | 0.00             | 2,245.00         | 0.00              |
| Clerk                                       | 5,807.99         | 0.00              | 0.00               | 0.00             | 0.00                  | 0.00             | 0.00                 | 0.00             | 5,807.99         | 0.00              |
| Council tax                                 | 0.00             | 117.95            | 0.00               | 0.00             | 0.00                  | 0.00             | 0.00                 | 0.00             | 0.00             | 117.95            |
| Repairs                                     | 36,551.57        | 66,605.13         | 0.00               | 0.00             | 0.00                  | 0.00             | 0.00                 | 0.00             | 36,551.57        | 66,605.13         |
| Utilities                                   | 0.00             | 59.63             | 0.00               | 0.00             | 0.00                  | 0.00             | 0.00                 | 0.00             | 0.00             | 59.63             |
| Insurance                                   | 1,505.68         | 1,289.16          | 0.00               | 0.00             | 0.00                  | 0.00             | 0.00                 | 0.00             | 1,505.68         | 1,289.16          |
| Loan interest                               | 352.08           | 708.91            | 0.00               | 0.00             | 0.00                  | 0.00             | 0.00                 | 0.00             | 352.08           | 708.91            |
| Membership subscriptions                    | 511.00           | 233.00            | 0.00               | 0.00             | 0.00                  | 0.00             | 0.00                 | 0.00             | 511.00           | 233.00            |
| Administrative expenses                     | 1,221.24         | 112.47            | 0.00               | 0.00             | 0.00                  | 0.00             | 0.00                 | 0.00             | 1,221.24         | 112.47            |
| Ground rent                                 | 0.00             | 150.00            | 0.00               | 0.00             | 0.00                  | 0.00             | 0.00                 | 0.00             | 0.00             | 150.00            |
| Legal and professional costs                | 726.00           | 1,415.08          | 0.00               | 0.00             | 0.00                  | 0.00             | 0.00                 | 0.00             | 726.00           | 1,415.08          |
| <b>Total Expense</b>                        | 58,520.56        | 70,691.33         | 0.00               | 0.00             | 0.00                  | 0.00             | 0.00                 | 0.00             | 58,520.56        | 70,691.33         |
| <b>Net Ordinary Income</b>                  | 3,983.71         | -15,109.06        | 3,319.47           | 3,329.62         | 13,894.91             | 10,143.45        | 5,963.33             | 5,993.32         | 27,161.42        | 4,357.33          |
| <b>Other Income/Expense</b>                 |                  |                   |                    |                  |                       |                  |                      |                  |                  |                   |
| <b>Other Expense</b>                        |                  |                   |                    |                  |                       |                  |                      |                  |                  |                   |
| Grants allocated                            | 0.00             | 0.00              | 0.00               | 0.00             | 22,587.46             | 17,775.59        | 0.00                 | 0.00             | 22,587.46        | 17,775.59         |
| <b>APPROPRIATIONS ~ Educational</b>         |                  |                   |                    |                  |                       |                  |                      |                  |                  |                   |
| Herts Educational Foundation                | 0.00             | 0.00              | 3,319.47           | 3,329.62         | 0.00                  | 0.00             | 0.00                 | 0.00             | 3,319.47         | 3,329.62          |
| <b>Total APPROPRIATIONS ~ Educational</b>   | 0.00             | 0.00              | 3,319.47           | 3,329.62         | 0.00                  | 0.00             | 0.00                 | 0.00             | 3,319.47         | 3,329.62          |
| <b>APPROPRIATIONS ~ Thomas Fysher</b>       |                  |                   |                    |                  |                       |                  |                      |                  |                  |                   |
| Christ's Hospital School                    | 0.00             | 0.00              | 0.00               | 0.00             | 0.00                  | 0.00             | 1,321.93             | 1,331.85         | 1,321.93         | 1,331.85          |
| Relief in Need Branch                       | 0.00             | 0.00              | 0.00               | 0.00             | 0.00                  | 0.00             | 1,321.93             | 1,331.85         | 1,321.93         | 1,331.85          |
| Educational Branch                          | 0.00             | 0.00              | 0.00               | 0.00             | 0.00                  | 0.00             | 3,319.47             | 3,329.62         | 3,319.47         | 3,329.62          |
| <b>Total APPROPRIATIONS ~ Thomas Fysher</b> | 0.00             | 0.00              | 0.00               | 0.00             | 0.00                  | 0.00             | 5,963.33             | 5,993.32         | 5,963.33         | 5,993.32          |
| <b>Total Other Expense</b>                  | 0.00             | 0.00              | 3,319.47           | 3,329.62         | 22,587.46             | 17,775.59        | 5,963.33             | 5,993.32         | 31,870.26        | 27,098.53         |
| <b>Net Other Income</b>                     | 0.00             | 0.00              | -3,319.47          | -3,329.62        | -22,587.46            | -17,775.59       | -5,963.33            | -5,993.32        | -31,870.26       | -27,098.53        |
| <b>Surplus/(Deficit) for the Year</b>       | <b>3,983.71</b>  | <b>-15,109.06</b> | <b>0.00</b>        | <b>0.00</b>      | <b>-8,692.55</b>      | <b>-7,632.14</b> | <b>0.00</b>          | <b>0.00</b>      | <b>-4,708.84</b> | <b>-22,741.20</b> |

**Barclays & Standon United Charities**  
**Balance Sheet by Branch**  
As of 31 March 2024

|                                       | Almshouse Branch    |                     | Educational Branch |                 | Relief in Need Branch |                  | Thomas Fysher Branch |                   | TOTAL               |                     |
|---------------------------------------|---------------------|---------------------|--------------------|-----------------|-----------------------|------------------|----------------------|-------------------|---------------------|---------------------|
|                                       | 31 Mar 24           | 31 Mar 23           | 31 Mar 24          | 31 Mar 23       | 31 Mar 24             | 31 Mar 23        | 31 Mar 24            | 31 Mar 23         | 31 Mar 24           | 31 Mar 23           |
| <b>ASSETS</b>                         |                     |                     |                    |                 |                       |                  |                      |                   |                     |                     |
| <b>Current Assets</b>                 |                     |                     |                    |                 |                       |                  |                      |                   |                     |                     |
| <b>Cash at bank and in hand</b>       |                     |                     |                    |                 |                       |                  |                      |                   |                     |                     |
| Savings account                       | 130,760.98          | 60,006.90           | 0.00               | 0.00            | 0.00                  | 0.00             | 0.00                 | 0.00              | 130,760.98          | 60,006.90           |
| Bank - Almshouse                      | 13,395.85           | 87,074.15           | 0.00               | 0.00            | 0.00                  | 0.00             | 0.00                 | 0.00              | 13,395.85           | 87,074.15           |
| Bank - Relief in Need                 | 0.00                | 0.00                | 0.00               | 0.00            | 52,149.63             | 55,314.24        | 0.00                 | 0.00              | 52,149.63           | 55,314.24           |
| Charities Deposit Fund - RIN          | 0.00                | 0.00                | 0.00               | 0.00            | 26,102.31             | 24,892.20        | 0.00                 | 0.00              | 26,102.31           | 24,892.20           |
| Charities Deposit Fund - Alms         | 2,549.04            | 2,430.87            | 0.00               | 0.00            | 0.00                  | 0.00             | 0.00                 | 0.00              | 2,549.04            | 2,430.87            |
| <b>Total Cash at bank and in hand</b> | <b>146,705.87</b>   | <b>149,511.92</b>   | <b>0.00</b>        | <b>0.00</b>     | <b>78,251.94</b>      | <b>80,206.44</b> | <b>0.00</b>          | <b>0.00</b>       | <b>224,957.81</b>   | <b>229,718.36</b>   |
| <b>Other Current Assets</b>           |                     |                     |                    |                 |                       |                  |                      |                   |                     |                     |
| Due from Relief in Need               | 53,853.22           | 47,095.10           | 3,319.47           | 3,329.62        | 0.00                  | 0.00             | 1,321.93             | 1,331.85          | 58,494.62           | 51,756.57           |
| <b>Total Other Current Assets</b>     | <b>53,853.22</b>    | <b>47,095.10</b>    | <b>3,319.47</b>    | <b>3,329.62</b> | <b>0.00</b>           | <b>0.00</b>      | <b>1,321.93</b>      | <b>1,331.85</b>   | <b>58,494.62</b>    | <b>51,756.57</b>    |
| <b>Total Current Assets</b>           | <b>200,559.09</b>   | <b>196,607.02</b>   | <b>3,319.47</b>    | <b>3,329.62</b> | <b>78,251.94</b>      | <b>80,206.44</b> | <b>1,321.93</b>      | <b>1,331.85</b>   | <b>283,452.43</b>   | <b>281,474.93</b>   |
| <b>Fixed Assets</b>                   |                     |                     |                    |                 |                       |                  |                      |                   |                     |                     |
| <b>PROPERTY</b>                       |                     |                     |                    |                 |                       |                  |                      |                   |                     |                     |
| Freehold properties                   | 1,000,000.00        | 1,000,000.00        | 0.00               | 0.00            | 0.00                  | 0.00             | 0.00                 | 0.00              | 1,000,000.00        | 1,000,000.00        |
| Leasehold property                    | 137,000.00          | 137,000.00          | 0.00               | 0.00            | 0.00                  | 0.00             | 0.00                 | 0.00              | 137,000.00          | 137,000.00          |
| <b>Total PROPERTY</b>                 | <b>1,137,000.00</b> | <b>1,137,000.00</b> | <b>0.00</b>        | <b>0.00</b>     | <b>0.00</b>           | <b>0.00</b>      | <b>0.00</b>          | <b>0.00</b>       | <b>1,137,000.00</b> | <b>1,137,000.00</b> |
| <b>Total Fixed Assets</b>             | <b>1,137,000.00</b> | <b>1,137,000.00</b> | <b>0.00</b>        | <b>0.00</b>     | <b>0.00</b>           | <b>0.00</b>      | <b>0.00</b>          | <b>0.00</b>       | <b>1,137,000.00</b> | <b>1,137,000.00</b> |
| <b>Other Assets</b>                   |                     |                     |                    |                 |                       |                  |                      |                   |                     |                     |
| <b>Investments</b>                    |                     |                     |                    |                 |                       |                  |                      |                   |                     |                     |
| COIF units - CO3045581                | 4,662.11            | 2,633.70            | 0.00               | 0.00            | 0.00                  | 0.00             | 0.00                 | 0.00              | 4,662.11            | 2,633.70            |
| COIF units - CO3045579                | 0.00                | 0.00                | 388.22             | 0.00            | 204.33                | 0.00             | 0.00                 | 0.00              | 592.55              | 0.00                |
| COIF units - CO3045580                | 0.00                | 0.00                | 0.00               | 0.00            | 0.00                  | 0.00             | 442,917.47           | 250,211.00        | 442,917.47          | 250,211.00          |
| Charifund units                       | 6,042.73            | 6,028.04            | 72.80              | 0.00            | 742.60                | 0.00             | 1,441.52             | 0.00              | 8,299.65            | 6,028.04            |
| M&G Charity Multi Asset Fund          | 33,162.84           | 27,906.25           | 0.00               | 0.00            | 0.00                  | 0.00             | 0.00                 | 0.00              | 33,162.84           | 27,906.25           |
| <b>Total Investments</b>              | <b>43,867.68</b>    | <b>36,567.99</b>    | <b>461.02</b>      | <b>0.00</b>     | <b>946.93</b>         | <b>0.00</b>      | <b>444,358.99</b>    | <b>250,211.00</b> | <b>489,634.62</b>   | <b>286,778.99</b>   |
| <b>Total Other Assets</b>             | <b>43,867.68</b>    | <b>36,567.99</b>    | <b>461.02</b>      | <b>0.00</b>     | <b>946.93</b>         | <b>0.00</b>      | <b>444,358.99</b>    | <b>250,211.00</b> | <b>489,634.62</b>   | <b>286,778.99</b>   |
| <b>TOTAL ASSETS</b>                   | <b>1,381,426.77</b> | <b>1,370,175.01</b> | <b>3,780.49</b>    | <b>3,329.62</b> | <b>79,198.87</b>      | <b>80,206.44</b> | <b>445,680.92</b>    | <b>251,542.85</b> | <b>1,910,087.05</b> | <b>1,705,253.92</b> |

**Barclays & Standon United Charities**  
**Balance Sheet by Branch**  
As of 31 March 2024

|  | Almshouse Branch           |                            | Educational Branch     |                        | Relief in Need Branch   |                         | Thomas Fysher Branch     |                          | TOTAL                      |                            |
|--|----------------------------|----------------------------|------------------------|------------------------|-------------------------|-------------------------|--------------------------|--------------------------|----------------------------|----------------------------|
|  | 31 Mar 24                  | 31 Mar 23                  | 31 Mar 24              | 31 Mar 23              | 31 Mar 24               | 31 Mar 23               | 31 Mar 24                | 31 Mar 23                | 31 Mar 24                  | 31 Mar 23                  |
| <b>LIABILITIES &amp; EQUITY</b>        |                            |                            |                        |                        |                         |                         |                          |                          |                            |                            |
| <b>Liabilities</b>                     |                            |                            |                        |                        |                         |                         |                          |                          |                            |                            |
| <b>Current Liabilities</b>             |                            |                            |                        |                        |                         |                         |                          |                          |                            |                            |
| <b>Other Current Liabilities</b>       |                            |                            |                        |                        |                         |                         |                          |                          |                            |                            |
| Income payable                         | 0.00                       | 0.00                       | 3,319.47               | 3,329.62               | 0.00                    | 0.00                    | 1,321.93                 | 1,331.85                 | 4,641.40                   | 4,661.47                   |
| Owed to Educational                    | 0.00                       | 0.00                       | 0.00                   | 0.00                   | 3,319.47                | 3,329.62                | 0.00                     | 0.00                     | 3,319.47                   | 3,329.62                   |
| Owed to Thomas Fysher                  | 0.00                       | 0.00                       | 0.00                   | 0.00                   | 1,321.93                | 1,331.85                | 0.00                     | 0.00                     | 1,321.93                   | 1,331.85                   |
| Owed to Almshouse                      | 0.00                       | 0.00                       | 0.00                   | 0.00                   | 53,853.22               | 47,095.10               | 0.00                     | 0.00                     | 53,853.22                  | 47,095.10                  |
| <b>Total Other Current Liabilities</b> | <b>0.00</b>                | <b>0.00</b>                | <b>3,319.47</b>        | <b>3,329.62</b>        | <b>58,494.62</b>        | <b>51,756.57</b>        | <b>1,321.93</b>          | <b>1,331.85</b>          | <b>63,136.02</b>           | <b>56,418.04</b>           |
| <b>Total Current Liabilities</b>       | <b>0.00</b>                | <b>0.00</b>                | <b>3,319.47</b>        | <b>3,329.62</b>        | <b>58,494.62</b>        | <b>51,756.57</b>        | <b>1,321.93</b>          | <b>1,331.85</b>          | <b>63,136.02</b>           | <b>56,418.04</b>           |
| <b>Long Term Liabilities</b>           |                            |                            |                        |                        |                         |                         |                          |                          |                            |                            |
| <b>LOANS</b>                           |                            |                            |                        |                        |                         |                         |                          |                          |                            |                            |
| Housing Corporation                    | 6,518.62                   | 6,550.26                   | 0.00                   | 0.00                   | 0.00                    | 0.00                    | 0.00                     | 0.00                     | 6,518.62                   | 6,550.26                   |
| <b>Total LOANS</b>                     | <b>6,518.62</b>            | <b>6,550.26</b>            | <b>0.00</b>            | <b>0.00</b>            | <b>0.00</b>             | <b>0.00</b>             | <b>0.00</b>              | <b>0.00</b>              | <b>6,518.62</b>            | <b>6,550.26</b>            |
| <b>Total Long Term Liabilities</b>     | <b>6,518.62</b>            | <b>6,550.26</b>            | <b>0.00</b>            | <b>0.00</b>            | <b>0.00</b>             | <b>0.00</b>             | <b>0.00</b>              | <b>0.00</b>              | <b>6,518.62</b>            | <b>6,550.26</b>            |
| <b>Total Liabilities</b>               | <b>6,518.62</b>            | <b>6,550.26</b>            | <b>3,319.47</b>        | <b>3,329.62</b>        | <b>58,494.62</b>        | <b>51,756.57</b>        | <b>1,321.93</b>          | <b>1,331.85</b>          | <b>69,654.64</b>           | <b>62,968.30</b>           |
| <b>Capital and Reserves</b>            |                            |                            |                        |                        |                         |                         |                          |                          |                            |                            |
| Revaluation reserve - Investments      | 7,299.69                   | 0.00                       | 461.02                 | 0.00                   | 946.93                  | 0.00                    | 194,147.99               | 0.00                     | 202,855.63                 | 0.00                       |
| Revaluation reserve - Porperty         | 1,137,000.00               | 0.00                       | 0.00                   | 0.00                   | 0.00                    | 0.00                    | 0.00                     | 0.00                     | 1,137,000.00               | 0.00                       |
| Thomas Fysher Branch - Capital         | 0.00                       | 0.00                       | 0.00                   | 0.00                   | 0.00                    | 0.00                    | 250,211.00               | 250,211.00               | 250,211.00                 | 250,211.00                 |
| Relief in Need Accumulated Fund        | 0.00                       | 0.00                       | 0.00                   | 0.00                   | 28,449.87               | 36,082.01               | 0.00                     | 0.00                     | 28,449.87                  | 36,082.01                  |
| Almshouse Branch Capital B/fwd         | 226,624.75                 | 1,378,733.81               | 0.00                   | 0.00                   | 0.00                    | 0.00                    | 0.00                     | 0.00                     | 226,624.75                 | 1,378,733.81               |
| Surplus/(Deficit) for the Year         | 3,983.71                   | -15,109.06                 | 0.00                   | 0.00                   | -8,692.55               | -7,632.14               | 0.00                     | 0.00                     | -4,708.84                  | -22,741.20                 |
| <b>Capital and Reserves</b>            | <b>1,374,908.15</b>        | <b>1,363,624.75</b>        | <b>461.02</b>          | <b>0.00</b>            | <b>20,704.25</b>        | <b>28,449.87</b>        | <b>444,358.99</b>        | <b>250,211.00</b>        | <b>1,840,432.41</b>        | <b>1,642,285.62</b>        |
| <b>TOTAL LIABILITIES &amp; EQUITY</b>  | <b><u>1,381,426.77</u></b> | <b><u>1,370,175.01</u></b> | <b><u>3,780.49</u></b> | <b><u>3,329.62</u></b> | <b><u>79,198.87</u></b> | <b><u>80,206.44</u></b> | <b><u>445,680.92</u></b> | <b><u>251,542.85</u></b> | <b><u>1,910,087.05</u></b> | <b><u>1,705,253.92</u></b> |

**Barclays & Standon United Charities**  
**Income & Expenditure**  
 April 2023 through March 2024

|   | <u>Apr '23 - Mar 24</u> | <u>Apr '22 - Mar 23</u>  |
|---|-------------------------|--------------------------|
| <b>Ordinary Income/Expense</b>              |                         |                          |
| <b>Income</b>                               |                         |                          |
| Donations received                          | 1,100.00                | 0.00                     |
| Dividends and interest                      | 15,944.97               | 14,185.34                |
| Branch appropriations                       |                         |                          |
| From Thomas Fysher                          | 4,641.40                | 4,661.47                 |
| <b>Total Branch appropriations</b>          | <u>4,641.40</u>         | <u>4,661.47</u>          |
| Agricultural land rents                     | 10,668.69               | 6,041.09                 |
| Weekly maintenance charges                  | 53,326.92               | 50,160.76                |
| <b>Total Income</b>                         | <u>85,681.98</u>        | <u>75,048.66</u>         |
| <b>Expense</b>                              |                         |                          |
| Property management                         | 9,600.00                | 0.00                     |
| Finance officer                             | 2,245.00                | 0.00                     |
| Clerk                                       | 5,807.99                | 0.00                     |
| Council tax                                 | 0.00                    | 117.95                   |
| Repairs                                     | 36,551.57               | 66,605.13                |
| Utilities                                   | 0.00                    | 59.63                    |
| Insurance                                   | 1,505.68                | 1,289.16                 |
| Loan interest                               | 352.08                  | 708.91                   |
| Membership subscriptions                    | 511.00                  | 233.00                   |
| Administrative expenses                     | 1,221.24                | 112.47                   |
| Ground rent                                 | 0.00                    | 150.00                   |
| Legal and professional costs                | 726.00                  | 1,415.08                 |
| <b>Total Expense</b>                        | <u>58,520.56</u>        | <u>70,691.33</u>         |
| <b>Net Ordinary Income</b>                  | <u>27,161.42</u>        | <u>4,357.33</u>          |
| <b>Other Income/Expense</b>                 |                         |                          |
| <b>Other Expense</b>                        |                         |                          |
| Grants allocated                            | 22,587.46               | 17,775.59                |
| <b>APPROPRIATIONS ~ Educational</b>         |                         |                          |
| Herts Educational Foundation                | 3,319.47                | 3,329.62                 |
| <b>Total APPROPRIATIONS ~ Educational</b>   | <u>3,319.47</u>         | <u>3,329.62</u>          |
| <b>APPROPRIATIONS ~ Thomas Fysher</b>       |                         |                          |
| Christ's Hospital School                    | 1,321.93                | 1,331.85                 |
| Relief in Need Branch                       | 1,321.93                | 1,331.85                 |
| Educational Branch                          | 3,319.47                | 3,329.62                 |
| <b>Total APPROPRIATIONS ~ Thomas Fysher</b> | <u>5,963.33</u>         | <u>5,993.32</u>          |
| <b>Total Other Expense</b>                  | <u>31,870.26</u>        | <u>27,098.53</u>         |
| <b>Net Other Income</b>                     | <u>-31,870.26</u>       | <u>-27,098.53</u>        |
| <b>Surplus/(Deficit) for the year</b>       | <u><u>-4,708.84</u></u> | <u><u>-22,741.20</u></u> |

## Balance Sheet

As of 31 March 2024

|  | 31 Mar 24                  | 31 Mar 23                  |
|--|----------------------------|----------------------------|
| <b>ASSETS</b>                                |                            |                            |
| <b>Fixed Assets</b>                          |                            |                            |
| <b>PROPERTY</b>                              |                            |                            |
| Freehold properties                          | 1,000,000.00               | 1,000,000.00               |
| Leasehold property                           | 137,000.00                 | 137,000.00                 |
| <b>Total PROPERTY</b>                        | <u>1,137,000.00</u>        | <u>1,137,000.00</u>        |
| <b>Total Fixed Assets</b>                    | 1,137,000.00               | 1,137,000.00               |
| <b>Other Assets</b>                          |                            |                            |
| <b>Investments</b>                           |                            |                            |
| COIF units - CO3045581                       | 4,662.11                   | 2,633.70                   |
| COIF units - CO3045579                       | 592.55                     | 0.00                       |
| COIF units - CO3045580                       | 442,917.47                 | 250,211.00                 |
| Charifund units                              | 8,299.65                   | 6,028.04                   |
| M&G Charity Multi Asset Fund                 | 33,162.84                  | 27,906.25                  |
| <b>Total Investments</b>                     | <u>489,634.62</u>          | <u>286,778.99</u>          |
| <b>Total Other Assets</b>                    | 489,634.62                 | 286,778.99                 |
| <b>Current Assets</b>                        |                            |                            |
| <b>Other Current Assets</b>                  |                            |                            |
| Due from Relief in Need                      | 58,494.62                  | 51,756.57                  |
| <b>Total Other Current Assets</b>            | <u>58,494.62</u>           | <u>51,756.57</u>           |
| <b>Cash at bank and in hand</b>              |                            |                            |
| Savings account                              | 130,760.98                 | 60,006.90                  |
| Bank - Almshouse                             | 13,395.85                  | 87,074.15                  |
| Bank - Relief in Need                        | 52,149.63                  | 55,314.24                  |
| Charities Deposit Fund - RIN                 | 26,102.31                  | 24,892.20                  |
| Charities Deposit Fund - Alms                | 2,549.04                   | 2,430.87                   |
| <b>Total Cash at bank and in hand</b>        | <u>224,957.81</u>          | <u>229,718.36</u>          |
| <b>Total Current Assets</b>                  | 283,452.43                 | 281,474.93                 |
| <b>Current Liabilities</b>                   |                            |                            |
| <b>Other Current Liabilities</b>             |                            |                            |
| Income payable                               | 4,641.40                   | 4,661.47                   |
| Owed to Educational                          | 3,319.47                   | 3,329.62                   |
| Owed to Thomas Fysher                        | 1,321.93                   | 1,331.85                   |
| Owed to Almshouse                            | 53,853.22                  | 47,095.10                  |
| <b>Total Other Current Liabilities</b>       | <u>63,136.02</u>           | <u>56,418.04</u>           |
| <b>Total Current Liabilities</b>             | 63,136.02                  | 56,418.04                  |
| <b>NET CURRENT ASSETS</b>                    | <u>220,316.41</u>          | <u>225,056.89</u>          |
| <b>TOTAL ASSETS LESS CURRENT LIABILITIES</b> | 1,846,951.03               | 1,648,835.88               |
| <b>Long Term Liabilities</b>                 |                            |                            |
| <b>LOANS</b>                                 |                            |                            |
| Housing Corporation                          | 6,518.62                   | 6,550.26                   |
| <b>Total LOANS</b>                           | <u>6,518.62</u>            | <u>6,550.26</u>            |
| <b>Total Long Term Liabilities</b>           | <u>6,518.62</u>            | <u>6,550.26</u>            |
| <b>NET ASSETS</b>                            | <u><u>1,840,432.41</u></u> | <u><u>1,642,285.62</u></u> |
| <b>Capital and Reserves</b>                  |                            |                            |
| Revaluation reserve - Investments            | 202,855.63                 | 0.00                       |
| Revaluation reserve - Property               | 1,137,000.00               | 0.00                       |
| Thomas Fysher Branch - Capital               | 250,211.00                 | 250,211.00                 |
| Relief in Need Accumulated Fund              | 28,449.87                  | 36,082.01                  |
| Almshouse Branch Capital B/fwd               | 226,624.75                 | 1,378,733.81               |
| Surplus/(Deficit) for the Year               | -4,708.84                  | -22,741.20                 |
| <b>Capital and Reserves</b>                  | <u><u>1,840,432.41</u></u> | <u><u>1,642,285.62</u></u> |



Section A

Independent Examiner's Report

|                        |   |           |                     |
|------------------------|---|-----------|---------------------|
| Report to the trustees | Charity Name<br>Standon & Barclays United Charities |           |                     |
|                        | On accounts for the year ended                      | 31/3/2024 | Charity no (if any) |
| Set out on pages       |   |           |                     |

(remember to include the page numbers of additional sheets)

I report to the trustees on my examination of the accounts of the above charity ("the Trust") for the year ended 31/03/2023

Responsibilities and basis of report

As the charity's trustees, you are responsible for the preparation of the accounts in accordance with the requirements of the Charities Act 2011 ("the Act").

I report in respect of my examination of the Trust's accounts carried out under section 145 of the 2011 Act and in carrying out my examination, I have followed all the applicable Directions given by the Charity Commission under section 145(5)(b) of the Act.

Independent examiner's statement

I have completed my examination. I confirm that no material matters have come to my attention in connection with the examination which gives me cause to believe that in, any material respect:

- the accounting records were not kept in accordance with section 130 of the Charities Act; or
- the accounts did not accord with the accounting records; or
- the accounts did not comply with the applicable requirements concerning the form and content of accounts set out in the Charities (Accounts and Reports) Regulations 2008 other than any requirement that the accounts give a 'true and fair' view which is not a matter considered as part of an independent examination.

I have no concerns and have come across no other matters in connection with the examination to which attention should be drawn in this report in order to enable a proper understanding of the accounts to be reached.

\* Please delete the words in the brackets if they do not apply.

|         |  |       |            |
|---------|--|-------|------------|
| Signed: |  | Date: | 03/07/2024 |
|---------|--|-------|------------|

|       |             |
|-------|-------------|
| Name: | John Harris |
|-------|-------------|

|  |  |
|--|--|
| Relevant professional qualification(s) or body (if any): |  |
|--|--|

|          |   |
|----------|---|
| Address: | 4 South Road, Puckeridge, Ware SG11 1TH |
|----------|---|

|  |
|--|
|  |
|  |

**Section B****Disclosure**

Only complete if the examiner needs to highlight material matters of concern (see CC32, Independent examination of charity accounts: directions and guidance for examiners).

**Give here brief details of any items that the examiner wishes to disclose.**

|  |
|--|
|  |
|--|

**BARCLAY'S AND STANDON UNITED CHARITIES**

England & Wales - Charity number 209195

---

# Accounts

---



| <b>Trustees' Annual Report for the period</b> |                   |       |      |                 |      |       |
|---|-------------------|-------|------|-----------------|------|-------|
|   | Period start date |       |      | Period end date |      |       |
| <b>From</b>                                   | 1                 | April | 2022 | <b>To</b>       | 31   | March |
|   |                   |       |      |                 | 2023 |       |

**Section A Reference and administration details**

**Charity name** Barclays & Standon United Charities

**Other names charity is known by** Standon Charities

**Registered charity number (if any)** 209195

**Charity's principal address**

|  |
|--|
| 26 Fishers Close   |
| Puckeridge   |
| Ware   |
| <b>Postcode</b> <span style="float: right; padding-left: 20px;"><b>SG11 1TD</b></span> |

**Names of the charity trustees who manage the charity**

|    | Trustee name      | Office (if any) | Dates acted if not for whole year | Name of person (or body) entitled to appoint trustee (if any) |
|----|-------------------|-----------------|-----------------------------------|---|
| 1  | Mark Acford       | Chair           |                                   |   |
| 2  | Suzanne Anderson  |                 |                                   |   |
| 3  | Rev John Chitham  |                 |                                   | Ex-officio  |
| 4  | Rev Amanda Duncan |                 | Resigned as Trustee 29-Nov-2022   | Ex-officio  |
| 5  | Pat Foot          |                 |                                   |   |
| 6  | Jo Fisher         |                 |                                   |   |
| 7  | Judith Manser     | Treasurer       |                                   |   |
| 8  | David Goldstraw   | Clerk           |                                   |   |
| 9  | Caroline Prince   |                 | Resigned as Trustee 31-Jan-2023   |   |
| 10 |                   |                 |                                   |   |
| 11 |                   |                 |                                   |   |
| 12 |                   |                 |                                   |   |
| 13 |                   |                 |                                   |   |
| 14 |                   |                 |                                   |   |
| 15 |                   |                 |                                   |   |

**Names of the trustees for the charity, if any, (for example, any custodian trustees)**

| Name | Dates acted if not for whole year |
|------|-----------------------------------|
|      |                                   |
|      |                                   |
|      |                                   |

**Names and addresses of advisers (Optional information)**

| Type of adviser | Name | Address |
|-----------------|------|---------|
|                 |      |         |
|                 |      |         |
|                 |      |         |
|                 |      |         |

Name of chief executive or names of senior staff members (Optional information)

|  |
|--|
|  |
|--|

## Section B Structure, governance and management

### Description of the charity's trusts

|  |   |
|--|---|
| Type of governing document<br><small>(eg. trust deed, constitution)</small>        | Scheme  |
| How the charity is constituted<br><small>(eg. trust, association, company)</small> | Trust   |
| Trustee selection methods<br><small>(eg. appointed by, elected by)</small>         | Trustees are co-opted, the two local vicars are ex-officio trustees, and the Parish Councils nominate two trustees. |

### Additional governance issues (Optional information)

|  |  |
|--|--|
| <p>You <b>may choose</b> to include additional information, where relevant, about:</p> <ul style="list-style-type: none"> <li>• policies and procedures adopted for the induction and training of trustees;</li> <li>• the charity's organisational structure and any wider network with which the charity works;</li> <li>• relationship with any related parties;</li> <li>• trustees' consideration of major risks and the system and procedures to manage them.</li> </ul> | <p>The Charity uses The Almshouse Association for advice and guidance on policies, procedures and governance issues,</p> |
|--|--|

## Section C Objectives and activities

|   |   |
|---|---|
| <p><b>Summary of the objects of the charity set out in its governing document</b></p> | <p>(1) The objects of the charity are the Almshouse objects, the relief in need object, the educational object and the Thomas Fysher object.</p> <p>(2) The Almshouse objects are</p> <p>(a) the provision of Almshouse accommodation for beneficiaries; and</p> <p>(b) such charitable purposes for the benefit of the residents as the trustees decide.</p> |
|---|---|

The land identified in part 2 of the schedule to this scheme must be retained by the trustees for use for the Almshouse objects of the charity.

- (3) The relief in need object is the relief of persons in need, hardship or distress resident in the area of benefit.

The trustees may relieve the beneficiaries by:

- (a) making grants of money to them; or
- (b) providing or paying for goods, services, or facilities for them; or
- (c) making grants of money to other persons or bodies who provide goods, services, or facilities to those in need.

In exceptional cases the trustees may decide to assist someone (who is otherwise qualified) who is:

- (a) resident outside the area of benefit; or
- (b) only temporarily resident in the area of benefit.

- (4) The educational object is to pay the income to the Hertfordshire Educational Foundation (Registered Charity number 311025).

- (5) The Thomas Fysher object is to pay:

- (a) 2/9ths of the income to the relief in need branch created by clause 2(4) of this scheme.
- (b) 5/9ths of the income to the education branch created by clause 2(5) of this scheme.
- (c) 2/9ths of the income to Christ's Hospital School (Registered Charity number 306975).

Trustees have regard to the guidance issued by the Charity Commission on public benefit.

Almshouse branch: Provision of Almshouses.

Relief in Need branch: Grants have been made to individuals and local organisations.

Educational Branch: Grants have been made to Hertfordshire Education Foundation and Christs Hospital as required by the Scheme.

**Summary of the main activities undertaken for the public benefit in relation to these objects (include within this section the statutory declaration that trustees have had regard to the guidance issued by the Charity Commission on public benefit)**

**Additional details of objectives and activities (Optional information)**

You **may choose** to include further statements, where relevant, about:

- policy on grantmaking;
- policy programme related investment;
- contribution made by volunteers.

**Summary of the main achievements of the charity during the year**

Trustees have maintained the Almshouses, received rents and returns on investments and used them to provide for the requirements of the Scheme.

## Section E Financial review

**Brief statement of the charity's policy on reserves**

The Charity operates Cyclical and Emergency maintenance funds, keeps a balance on the grant making fund to enable extraordinary emergency grants to be made and will use any surplus on the Almshouse branch to increase the stock of Almshouses available.

**Details of any funds materially in deficit**

None

### Further financial review details (Optional information)

You **may choose** to include additional information, where relevant about:

- the charity's principal sources of funds (including any fundraising);
- how expenditure has supported the key objectives of the charity;
- investment policy and objectives including any ethical investment policy adopted.


## Section F Other optional information

## Section G Declaration

The trustees declare that they have approved the trustees' report above.

**Signed on behalf of the charity's trustees**

**Signature(s)**



**Full name(s)**

Helen Surridge

**Position (eg Secretary, Chair, etc)**

Clerk to Trustees

**Date**

17<sup>th</sup> January 2024

Barclays & Standon United Charities  
UK Balance Sheet - Standard  
As of 31 March 2023

|  | <u>31 Mar 23</u>           | <u>31 Mar 22</u>           |
|--|----------------------------|----------------------------|
| <b>ASSETS</b>                                |                            |                            |
| Fixed Assets                                 |                            |                            |
| <b>PROPERTY</b>                              |                            |                            |
| Freehold properties                          | 1,000,000.00               | 1,000,000.00               |
| Leasehold property                           | <u>137,000.00</u>          | <u>137,000.00</u>          |
| <b>Total PROPERTY</b>                        | <u>1,137,000.00</u>        | <u>1,137,000.00</u>        |
| <b>Total Fixed Assets</b>                    | 1,137,000.00               | 1,137,000.00               |
| Other Assets                                 |                            |                            |
| <b>Endowment &amp; Capital Fund</b>          |                            |                            |
| C O I F units                                | 2,633.70                   | 2,633.70                   |
| Charifund units                              | <u>256,239.04</u>          | <u>256,239.04</u>          |
| <b>Total Endowment &amp; Capital Fund</b>    | 258,872.74                 | 258,872.74                 |
| <b>Cyclical Maintenance Fund</b>             |                            |                            |
| N A A C I F Shares                           | <u>27,906.25</u>           | <u>27,906.25</u>           |
| <b>Total Cyclical Maintenance Fund</b>       | <u>27,906.25</u>           | <u>27,906.25</u>           |
| <b>Total Other Assets</b>                    | 286,778.99                 | 286,778.99                 |
| Current Assets                               |                            |                            |
| <b>Other Current Assets</b>                  |                            |                            |
| Due from Relief in Need                      | <u>51,756.57</u>           | <u>47,688.18</u>           |
| <b>Total Other Current Assets</b>            | 51,756.57                  | 47,688.18                  |
| <b>Cash at bank and in hand</b>              |                            |                            |
| Savings account                              | 60,006.90                  | 0.00                       |
| Bank - Almshouse                             | 87,074.15                  | 166,908.38                 |
| Bank - Relief in Need                        | 55,314.24                  | 59,311.63                  |
| Charities Deposit Fund - RIN                 | 24,892.20                  | 24,458.56                  |
| Charities Deposit Fund - Alms                | <u>2,430.87</u>            | <u>2,388.52</u>            |
| <b>Total Cash at bank and in hand</b>        | <u>229,718.36</u>          | <u>253,067.09</u>          |
| <b>Total Current Assets</b>                  | 281,474.93                 | 300,755.27                 |
| Current Liabilities                          |                            |                            |
| <b>Other Current Liabilities</b>             |                            |                            |
| Income payable                               | 4,661.47                   | 4,564.27                   |
| Owed to Educational                          | 3,329.62                   | 3,260.19                   |
| Owed to Thomas Fysher                        | 1,331.85                   | 1,304.08                   |
| Owed to Almshouse                            | <u>47,095.10</u>           | <u>43,123.91</u>           |
| <b>Total Other Current Liabilities</b>       | <u>56,418.04</u>           | <u>52,252.45</u>           |
| <b>Total Current Liabilities</b>             | 56,418.04                  | 52,252.45                  |
| <b>NET CURRENT ASSETS</b>                    | <u>225,056.89</u>          | <u>248,502.82</u>          |
| <b>TOTAL ASSETS LESS CURRENT LIABILITIES</b> | 1,648,835.88               | 1,672,281.81               |
| Long Term Liabilities                        |                            |                            |
| <b>LOANS</b>                                 |                            |                            |
| Network Housing Association                  | 0.00                       | 646.20                     |
| Housing Corporation                          | <u>6,550.26</u>            | <u>6,608.79</u>            |
| <b>Total LOANS</b>                           | <u>6,550.26</u>            | <u>7,254.99</u>            |
| <b>Total Long Term Liabilities</b>           | <u>6,550.26</u>            | <u>7,254.99</u>            |
| <b>NET ASSETS</b>                            | <u><u>1,642,285.62</u></u> | <u><u>1,665,026.82</u></u> |
| Capital and Reserves                         |                            |                            |
| Thomas Fysher Branch - Capital               | 250,211.00                 | 250,211.00                 |
| Relief in Need Accumulated Fund              | 36,082.01                  | 25,682.32                  |
| Almshouse Branch Capital B/fwd               | 1,378,733.81               | 1,356,240.66               |
| Profit for the Year                          | <u>(22,741.20)</u>         | <u>32,892.84</u>           |
| <b>Shareholder funds</b>                     | <u><u>1,642,285.62</u></u> | <u><u>1,665,026.82</u></u> |

**Barclays & Standon United Charities**  
**Balance Sheet by Class**  
As of 31 March 2023



|   | Almshouse Branch    |                     | Educational Branch |                 | Relief in Need Branch |                  | Thomas Fysher Branch |                   | TOTAL               |                     |
|---|---------------------|---------------------|--------------------|-----------------|-----------------------|------------------|----------------------|-------------------|---------------------|---------------------|
|   | 31 Mar 23           | 31 Mar 22           | 31 Mar 23          | 31 Mar 22       | 31 Mar 23             | 31 Mar 22        | 31 Mar 23            | 31 Mar 22         | 31 Mar 23           | 31 Mar 22           |
| <b>ASSETS</b>                             |                     |                     |                    |                 |                       |                  |                      |                   |                     |                     |
| <b>Current Assets</b>                     |                     |                     |                    |                 |                       |                  |                      |                   |                     |                     |
| <b>Cash at bank and in hand</b>           |                     |                     |                    |                 |                       |                  |                      |                   |                     |                     |
| Savings account                           | 60,006.90           | 0.00                | 0.00               | 0.00            | 0.00                  | 0.00             | 0.00                 | 0.00              | 60,006.90           | 0.00                |
| Bank - Almshouse                          | 87,074.15           | 166,908.38          | 0.00               | 0.00            | 0.00                  | 0.00             | 0.00                 | 0.00              | 87,074.15           | 166,908.38          |
| Bank - Relief in Need                     | 0.00                | 0.00                | 0.00               | 0.00            | 55,314.24             | 59,311.63        | 0.00                 | 0.00              | 55,314.24           | 59,311.63           |
| Charities Deposit Fund - RIN              | 0.00                | 0.00                | 0.00               | 0.00            | 24,892.20             | 24,458.56        | 0.00                 | 0.00              | 24,892.20           | 24,458.56           |
| Charities Deposit Fund - Alms             | 2,430.87            | 2,388.52            | 0.00               | 0.00            | 0.00                  | 0.00             | 0.00                 | 0.00              | 2,430.87            | 2,388.52            |
| <b>Total Cash at bank and in hand</b>     | 149,511.92          | 169,296.90          | 0.00               | 0.00            | 80,206.44             | 83,770.19        | 0.00                 | 0.00              | 229,718.36          | 253,067.09          |
| <b>Other Current Assets</b>               |                     |                     |                    |                 |                       |                  |                      |                   |                     |                     |
| Due from Relief in Need                   | 47,095.10           | 43,123.91           | 3,329.62           | 3,260.19        | 0.00                  | 0.00             | 1,331.85             | 1,304.08          | 51,756.57           | 47,688.18           |
| <b>Total Other Current Assets</b>         | 47,095.10           | 43,123.91           | 3,329.62           | 3,260.19        | 0.00                  | 0.00             | 1,331.85             | 1,304.08          | 51,756.57           | 47,688.18           |
| <b>Total Current Assets</b>               | 196,607.02          | 212,420.81          | 3,329.62           | 3,260.19        | 80,206.44             | 83,770.19        | 1,331.85             | 1,304.08          | 281,474.93          | 300,755.27          |
| <b>Fixed Assets</b>                       |                     |                     |                    |                 |                       |                  |                      |                   |                     |                     |
| <b>PROPERTY</b>                           |                     |                     |                    |                 |                       |                  |                      |                   |                     |                     |
| Freehold properties                       | 1,000,000.00        | 1,000,000.00        | 0.00               | 0.00            | 0.00                  | 0.00             | 0.00                 | 0.00              | 1,000,000.00        | 1,000,000.00        |
| Leasehold property                        | 137,000.00          | 137,000.00          | 0.00               | 0.00            | 0.00                  | 0.00             | 0.00                 | 0.00              | 137,000.00          | 137,000.00          |
| <b>Total PROPERTY</b>                     | 1,137,000.00        | 1,137,000.00        | 0.00               | 0.00            | 0.00                  | 0.00             | 0.00                 | 0.00              | 1,137,000.00        | 1,137,000.00        |
| <b>Total Fixed Assets</b>                 | 1,137,000.00        | 1,137,000.00        | 0.00               | 0.00            | 0.00                  | 0.00             | 0.00                 | 0.00              | 1,137,000.00        | 1,137,000.00        |
| <b>Other Assets</b>                       |                     |                     |                    |                 |                       |                  |                      |                   |                     |                     |
| <b>Endowment &amp; Capital Fund</b>       |                     |                     |                    |                 |                       |                  |                      |                   |                     |                     |
| C O I F units                             | 2,633.70            | 2,633.70            | 0.00               | 0.00            | 0.00                  | 0.00             | 0.00                 | 0.00              | 2,633.70            | 2,633.70            |
| Charifund units                           | 6,028.04            | 6,028.04            | 0.00               | 0.00            | 0.00                  | 0.00             | 250,211.00           | 250,211.00        | 256,239.04          | 256,239.04          |
| <b>Total Endowment &amp; Capital Fund</b> | 8,661.74            | 8,661.74            | 0.00               | 0.00            | 0.00                  | 0.00             | 250,211.00           | 250,211.00        | 258,872.74          | 258,872.74          |
| <b>Cyclical Maintenance Fund</b>          |                     |                     |                    |                 |                       |                  |                      |                   |                     |                     |
| N A A C I F Shares                        | 27,906.25           | 27,906.25           | 0.00               | 0.00            | 0.00                  | 0.00             | 0.00                 | 0.00              | 27,906.25           | 27,906.25           |
| <b>Total Cyclical Maintenance Fund</b>    | 27,906.25           | 27,906.25           | 0.00               | 0.00            | 0.00                  | 0.00             | 0.00                 | 0.00              | 27,906.25           | 27,906.25           |
| <b>Total Other Assets</b>                 | 36,567.99           | 36,567.99           | 0.00               | 0.00            | 0.00                  | 0.00             | 250,211.00           | 250,211.00        | 286,778.99          | 286,778.99          |
| <b>TOTAL ASSETS</b>                       | <b>1,370,175.01</b> | <b>1,385,988.80</b> | <b>3,329.62</b>    | <b>3,260.19</b> | <b>80,206.44</b>      | <b>83,770.19</b> | <b>251,542.85</b>    | <b>251,515.08</b> | <b>1,705,253.92</b> | <b>1,724,534.26</b> |

**Barclays & Standon United Charities**  
**Balance Sheet by Class**  
As of 31 March 2023



|  | Almshouse Branch    |                     | Educational Branch |                 | Relief in Need Branch |                  | Thomas Fysher Branch |                   | TOTAL               |                     |
|--|---------------------|---------------------|--------------------|-----------------|-----------------------|------------------|----------------------|-------------------|---------------------|---------------------|
|  | 31 Mar 23           | 31 Mar 22           | 31 Mar 23          | 31 Mar 22       | 31 Mar 23             | 31 Mar 22        | 31 Mar 23            | 31 Mar 22         | 31 Mar 23           | 31 Mar 22           |
| <b>LIABILITIES &amp; EQUITY</b>        |                     |                     |                    |                 |                       |                  |                      |                   |                     |                     |
| Liabilities                            |                     |                     |                    |                 |                       |                  |                      |                   |                     |                     |
| Current Liabilities                    |                     |                     |                    |                 |                       |                  |                      |                   |                     |                     |
| Other Current Liabilities              |                     |                     |                    |                 |                       |                  |                      |                   |                     |                     |
| Income payable                         | 0.00                | 0.00                | 3,329.62           | 3,260.19        | 0.00                  | 0.00             | 1,331.85             | 1,304.08          | 4,661.47            | 4,564.27            |
| Owed to Educational                    | 0.00                | 0.00                | 0.00               | 0.00            | 3,329.62              | 3,260.19         | 0.00                 | 0.00              | 3,329.62            | 3,260.19            |
| Owed to Thomas Fysher                  | 0.00                | 0.00                | 0.00               | 0.00            | 1,331.85              | 1,304.08         | 0.00                 | 0.00              | 1,331.85            | 1,304.08            |
| Owed to Almshouse                      | 0.00                | 0.00                | 0.00               | 0.00            | 47,095.10             | 43,123.91        | 0.00                 | 0.00              | 47,095.10           | 43,123.91           |
| <b>Total Other Current Liabilities</b> | <b>0.00</b>         | <b>0.00</b>         | <b>3,329.62</b>    | <b>3,260.19</b> | <b>51,756.57</b>      | <b>47,688.18</b> | <b>1,331.85</b>      | <b>1,304.08</b>   | <b>56,418.04</b>    | <b>52,252.45</b>    |
| <b>Total Current Liabilities</b>       | <b>0.00</b>         | <b>0.00</b>         | <b>3,329.62</b>    | <b>3,260.19</b> | <b>51,756.57</b>      | <b>47,688.18</b> | <b>1,331.85</b>      | <b>1,304.08</b>   | <b>56,418.04</b>    | <b>52,252.45</b>    |
| Long Term Liabilities                  |                     |                     |                    |                 |                       |                  |                      |                   |                     |                     |
| LOANS                                  |                     |                     |                    |                 |                       |                  |                      |                   |                     |                     |
| Network Housing Association            | 0.00                | 646.20              | 0.00               | 0.00            | 0.00                  | 0.00             | 0.00                 | 0.00              | 0.00                | 646.20              |
| Housing Corporation                    | 6,550.26            | 6,608.79            | 0.00               | 0.00            | 0.00                  | 0.00             | 0.00                 | 0.00              | 6,550.26            | 6,608.79            |
| <b>Total LOANS</b>                     | <b>6,550.26</b>     | <b>7,254.99</b>     | <b>0.00</b>        | <b>0.00</b>     | <b>0.00</b>           | <b>0.00</b>      | <b>0.00</b>          | <b>0.00</b>       | <b>6,550.26</b>     | <b>7,254.99</b>     |
| <b>Total Long Term Liabilities</b>     | <b>6,550.26</b>     | <b>7,254.99</b>     | <b>0.00</b>        | <b>0.00</b>     | <b>0.00</b>           | <b>0.00</b>      | <b>0.00</b>          | <b>0.00</b>       | <b>6,550.26</b>     | <b>7,254.99</b>     |
| <b>Total Liabilities</b>               | <b>6,550.26</b>     | <b>7,254.99</b>     | <b>3,329.62</b>    | <b>3,260.19</b> | <b>51,756.57</b>      | <b>47,688.18</b> | <b>1,331.85</b>      | <b>1,304.08</b>   | <b>62,968.30</b>    | <b>59,507.44</b>    |
| Capital and Reserves                   |                     |                     |                    |                 |                       |                  |                      |                   |                     |                     |
| Thomas Fysher Branch - Capital         | 0.00                | 0.00                | 0.00               | 0.00            | 0.00                  | 0.00             | 250,211.00           | 250,211.00        | 250,211.00          | 250,211.00          |
| Relief in Need Accumulated Fund        | 0.00                | 0.00                | 0.00               | 0.00            | 36,082.01             | 25,682.32        | 0.00                 | 0.00              | 36,082.01           | 25,682.32           |
| Almshouse Branch Capital B/fwd         | 1,378,733.81        | 1,356,240.66        | 0.00               | 0.00            | 0.00                  | 0.00             | 0.00                 | 0.00              | 1,378,733.81        | 1,356,240.66        |
| Profit for the Year                    | (15,109.06)         | 22,493.15           | 0.00               | 0.00            | (7,632.14)            | 10,399.69        | 0.00                 | 0.00              | (22,741.20)         | 32,892.84           |
| Shareholder funds                      | 1,363,624.75        | 1,378,733.81        | 0.00               | 0.00            | 28,449.87             | 36,082.01        | 250,211.00           | 250,211.00        | 1,642,285.62        | 1,665,026.82        |
| <b>TOTAL LIABILITIES &amp; EQUITY</b>  | <b>1,370,175.01</b> | <b>1,385,988.80</b> | <b>3,329.62</b>    | <b>3,260.19</b> | <b>80,206.44</b>      | <b>83,770.19</b> | <b>251,542.85</b>    | <b>251,515.08</b> | <b>1,705,253.92</b> | <b>1,724,534.26</b> |

**Barclays & Standon United Charities**  
**Profit & Loss**  
April 2022 through March 2023



|   | <u>Apr '22 - Mar 23</u>   | <u>Apr '21 - Mar 22</u> |
|---|---------------------------|-------------------------|
| <b>Ordinary Income/Expense</b>              |                           |                         |
| <b>Income</b>                               |                           |                         |
| Donations received                          | 0.00                      | 3,731.20                |
| Dividends and interest                      | 14,185.34                 | 13,357.78               |
| Branch appropriations                       |                           |                         |
| From Thomas Fysher                          | <u>4,661.47</u>           | <u>4,564.27</u>         |
| <b>Total Branch appropriations</b>          | 4,661.47                  | 4,564.27                |
| Agricultural land rents                     | 6,041.09                  | 10,061.69               |
| Weekly maintenance charges                  | <u>50,160.76</u>          | <u>51,157.38</u>        |
| <b>Total Income</b>                         | 75,048.66                 | 82,872.32               |
| <b>Expense</b>                              |                           |                         |
| Council tax                                 | 117.95                    | 0.00                    |
| Repairs                                     | 66,605.13                 | 29,146.90               |
| Utilities                                   | 59.63                     | 0.00                    |
| Insurance                                   | 1,289.16                  | 1,183.49                |
| Loan interest                               | 708.91                    | 714.74                  |
| Membership subscriptions                    | 233.00                    | 222.00                  |
| Administrative expenses                     | 112.47                    | 739.14                  |
| Ground rent                                 | 150.00                    | 150.00                  |
| Legal and professional costs                | <u>1,415.08</u>           | <u>4,182.89</u>         |
| <b>Total Expense</b>                        | <u>70,691.33</u>          | <u>36,339.16</u>        |
| <b>Net Ordinary Income</b>                  | 4,357.33                  | 46,533.16               |
| <b>Other Income/Expense</b>                 |                           |                         |
| <b>Other Expense</b>                        |                           |                         |
| Grants allocated                            | 17,775.59                 | 4,511.78                |
| <b>APPROPRIATIONS ~ Educational</b>         |                           |                         |
| Herts Educational Foundation                | <u>3,329.62</u>           | <u>3,260.19</u>         |
| <b>Total APPROPRIATIONS ~ Educational</b>   | 3,329.62                  | 3,260.19                |
| <b>APPROPRIATIONS ~ Thomas Fysher</b>       |                           |                         |
| Christ's Hospital School                    | 1,331.85                  | 1,304.08                |
| Relief in Need Branch                       | 1,331.85                  | 1,304.08                |
| Educational Branch                          | <u>3,329.62</u>           | <u>3,260.19</u>         |
| <b>Total APPROPRIATIONS ~ Thomas Fysher</b> | <u>5,993.32</u>           | <u>5,868.35</u>         |
| <b>Total Other Expense</b>                  | <u>27,098.53</u>          | <u>13,640.32</u>        |
| <b>Net Other Income</b>                     | <u>(27,098.53)</u>        | <u>(13,640.32)</u>      |
| <b>Profit for the Year</b>                  | <u><u>(22,741.20)</u></u> | <u><u>32,892.84</u></u> |

**Barclays & Standon United Charities**  
**Profit & Loss by Class**  
April 2022 through March 2023

|                                      | Almshouse Branch   |                  | Educational Branch |                  | Relief in Need Branch |                  | Thomas Fysher Branch |                  | TOTAL              |                  |
|--------------------------------------|--------------------|------------------|--------------------|------------------|-----------------------|------------------|----------------------|------------------|--------------------|------------------|
|                                      | Apr '22 - Mar 23   | Apr '21 - Mar 22 | Apr '22 - Mar 23   | Apr '21 - Mar 22 | Apr '22 - Mar 23      | Apr '21 - Mar 22 | Apr '22 - Mar 23     | Apr '21 - Mar 22 | Apr '22 - Mar 23   | Apr '21 - Mar 22 |
| Ordinary Income/Expense              |                    |                  |                    |                  |                       |                  |                      |                  |                    |                  |
| Income                               |                    |                  |                    |                  |                       |                  |                      |                  |                    |                  |
| Donations received                   | 0.00               | 0.00             | 0.00               | 0.00             | 0.00                  | 3,731.20         | 0.00                 | 0.00             | 0.00               | 3,731.20         |
| Dividends and interest               | 1,796.85           | 1,637.91         | 0.00               | 0.00             | 6,395.17              | 5,851.52         | 5,993.32             | 5,868.35         | 14,185.34          | 13,357.78        |
| Branch appropriations                |                    |                  |                    |                  |                       |                  |                      |                  |                    |                  |
| From Thomas Fysher                   | 0.00               | 0.00             | 3,329.62           | 3,260.19         | 1,331.85              | 1,304.08         | 0.00                 | 0.00             | 4,661.47           | 4,564.27         |
| Total Branch appropriations          | 0.00               | 0.00             | 3,329.62           | 3,260.19         | 1,331.85              | 1,304.08         | 0.00                 | 0.00             | 4,661.47           | 4,564.27         |
| Agricultural land rents              | 3,624.66           | 6,037.02         | 0.00               | 0.00             | 2,416.43              | 4,024.67         | 0.00                 | 0.00             | 6,041.09           | 10,061.69        |
| Weekly maintenance charges           | 50,160.76          | 51,157.38        | 0.00               | 0.00             | 0.00                  | 0.00             | 0.00                 | 0.00             | 50,160.76          | 51,157.38        |
| Total Income                         | 55,582.27          | 58,832.31        | 3,329.62           | 3,260.19         | 10,143.45             | 14,911.47        | 5,993.32             | 5,868.35         | 75,048.66          | 82,872.32        |
| Expense                              |                    |                  |                    |                  |                       |                  |                      |                  |                    |                  |
| Council tax                          | 117.95             | 0.00             | 0.00               | 0.00             | 0.00                  | 0.00             | 0.00                 | 0.00             | 117.95             | 0.00             |
| Repairs                              | 66,605.13          | 29,146.90        | 0.00               | 0.00             | 0.00                  | 0.00             | 0.00                 | 0.00             | 66,605.13          | 29,146.90        |
| Utilities                            | 59.63              | 0.00             | 0.00               | 0.00             | 0.00                  | 0.00             | 0.00                 | 0.00             | 59.63              | 0.00             |
| Insurance                            | 1,289.16           | 1,183.49         | 0.00               | 0.00             | 0.00                  | 0.00             | 0.00                 | 0.00             | 1,289.16           | 1,183.49         |
| Loan interest                        | 708.91             | 714.74           | 0.00               | 0.00             | 0.00                  | 0.00             | 0.00                 | 0.00             | 708.91             | 714.74           |
| Membership subscriptions             | 233.00             | 222.00           | 0.00               | 0.00             | 0.00                  | 0.00             | 0.00                 | 0.00             | 233.00             | 222.00           |
| Administrative expenses              | 112.47             | 739.14           | 0.00               | 0.00             | 0.00                  | 0.00             | 0.00                 | 0.00             | 112.47             | 739.14           |
| Ground rent                          | 150.00             | 150.00           | 0.00               | 0.00             | 0.00                  | 0.00             | 0.00                 | 0.00             | 150.00             | 150.00           |
| Legal and professional costs         | 1,415.08           | 4,182.89         | 0.00               | 0.00             | 0.00                  | 0.00             | 0.00                 | 0.00             | 1,415.08           | 4,182.89         |
| Total Expense                        | 70,691.33          | 36,339.16        | 0.00               | 0.00             | 0.00                  | 0.00             | 0.00                 | 0.00             | 70,691.33          | 36,339.16        |
| Net Ordinary Income                  | (15,109.06)        | 22,493.15        | 3,329.62           | 3,260.19         | 10,143.45             | 14,911.47        | 5,993.32             | 5,868.35         | 4,357.33           | 46,533.16        |
| Other Income/Expense                 |                    |                  |                    |                  |                       |                  |                      |                  |                    |                  |
| Other Expense                        |                    |                  |                    |                  |                       |                  |                      |                  |                    |                  |
| Grants allocated                     | 0.00               | 0.00             | 0.00               | 0.00             | 17,775.59             | 4,511.78         | 0.00                 | 0.00             | 17,775.59          | 4,511.78         |
| APPROPRIATIONS ~ Educational         |                    |                  |                    |                  |                       |                  |                      |                  |                    |                  |
| Herts Educational Foundation         | 0.00               | 0.00             | 3,329.62           | 3,260.19         | 0.00                  | 0.00             | 0.00                 | 0.00             | 3,329.62           | 3,260.19         |
| Total APPROPRIATIONS ~ Educational   | 0.00               | 0.00             | 3,329.62           | 3,260.19         | 0.00                  | 0.00             | 0.00                 | 0.00             | 3,329.62           | 3,260.19         |
| APPROPRIATIONS ~ Thomas Fysher       |                    |                  |                    |                  |                       |                  |                      |                  |                    |                  |
| Christ's Hospital School             | 0.00               | 0.00             | 0.00               | 0.00             | 0.00                  | 0.00             | 1,331.85             | 1,304.08         | 1,331.85           | 1,304.08         |
| Relief in Need Branch                | 0.00               | 0.00             | 0.00               | 0.00             | 0.00                  | 0.00             | 1,331.85             | 1,304.08         | 1,331.85           | 1,304.08         |
| Educational Branch                   | 0.00               | 0.00             | 0.00               | 0.00             | 0.00                  | 0.00             | 3,329.62             | 3,260.19         | 3,329.62           | 3,260.19         |
| Total APPROPRIATIONS ~ Thomas Fysher | 0.00               | 0.00             | 0.00               | 0.00             | 0.00                  | 0.00             | 5,993.32             | 5,868.35         | 5,993.32           | 5,868.35         |
| Total Other Expense                  | 0.00               | 0.00             | 3,329.62           | 3,260.19         | 17,775.59             | 4,511.78         | 5,993.32             | 5,868.35         | 27,098.53          | 13,640.32        |
| Net Other Income                     | 0.00               | 0.00             | (3,329.62)         | (3,260.19)       | (17,775.59)           | (4,511.78)       | (5,993.32)           | (5,868.35)       | (27,098.53)        | (13,640.32)      |
| Profit for the Year                  | <u>(15,109.06)</u> | <u>22,493.15</u> | <u>0.00</u>        | <u>0.00</u>      | <u>(7,632.14)</u>     | <u>10,399.69</u> | <u>0.00</u>          | <u>0.00</u>      | <u>(22,741.20)</u> | <u>32,892.84</u> |



**Section A Independent Examiner's Report**

**Report to the trustees** Charity Name  
Standon & Barclays United Charities

**On accounts for the year ended** 31/3/2023 **Charity no (if any)** 209195

**Set out on pages** (remember to include the page numbers of additional sheets)

I report to the trustees on my examination of the accounts of the above charity ("the Trust") for the year ended 31/03/2023

**Responsibilities and basis of report** As the charity's trustees, you are responsible for the preparation of the accounts in accordance with the requirements of the Charities Act 2011 ("the Act").

I report in respect of my examination of the Trust's accounts carried out under section 145 of the 2011 Act and in carrying out my examination, I have followed all the applicable Directions given by the Charity Commission under section 145(5)(b) of the Act.

**Independent examiner's statement** I have completed my examination. I confirm that no material matters have come to my attention in connection with the examination which gives me cause to believe that in, any material respect:

- the accounting records were not kept in accordance with section 130 of the Charities Act; or
- the accounts did not accord with the accounting records; or
- the accounts did not comply with the applicable requirements concerning the form and content of accounts set out in the Charities (Accounts and Reports) Regulations 2008 other than any requirement that the accounts give a 'true and fair' view which is not a matter considered as part of an independent examination.

I have no concerns and have come across no other matters in connection with the examination to which attention should be drawn in this report in order to enable a proper understanding of the accounts to be reached.

\* Please delete the words in the brackets if they do not apply.

**Signed:** John Harris **Date:** 26/07/2023

**Name:** John Harris

**Relevant professional qualification(s) or body (if any):**

**Address:** 4 South Road, Puckeridge, Ware SG11 1TH

**BARCLAY'S AND STANDON UNITED CHARITIES**

England & Wales - Charity number 209195

---

# Accounts

---



## Trustees' Annual Report for the period

Period start date

**From**

Period end date

**To**

1  
May  
2020

30  
April  
2021

Section A

Reference and administration details

**Charity name**

Barclays & Standon United Charities

**Other names charity is known by**

Standon Charities

**Registered charity number (if any)**

209195

**Charity's principal address**

40 South Road

Puckeridge

Ware

**Postcode**  
**SG11 1TH**

**Names of the charity trustees who manage the charity**

**Trustee name**  
**Office (if any)**  
**Dates acted if not for whole year**  
**Name of person (or body) entitled to appoint trustee (if any)**

Mark Acford  
Chair 1

Suzanne Anderson 2

Rev John Chitham 3

Ex-officio

Rev Amanda Duncan 4

Ex-officio

Pat Foot 5

6

John Harris

Clerk

1<sup>st</sup> May 2020 to 30<sup>th</sup> April 2021

7

Judith Manser

Treasurer

8

David Goldstraw

Clerk

1<sup>st</sup> February 2021 to 30<sup>th</sup> April 2021

9

Joan Titterall

Jo Fisher

10

Megan Blay

11

12

13

**Names of the trustees for the charity, if any, (for example, any custodian trustees)**

**Name**  
**Dates acted if not for whole year**

**Names and addresses of advisers (Optional information)**

**Type of adviser**

**Name**

**Address**

**Name of chief executive or names of senior staff members (Optional information)**

## **Section B                      Structure, governance and management**

**Description of the charity's trusts**

Type of governing document  
(eg. trust deed, constitution)

Scheme

How the charity is constituted  
(eg. trust, association, company)

Trustees are co-opted, the two local vicars are ex-officio trustees, and the Parish Councils nominate two trustees.

### **Additional governance issues (Optional information)**

You **may choose** to include additional information, where relevant, about:

- policies and procedures adopted for the induction and training of trustees;
- the charity's organisational structure and any wider network with which the charity works;
- relationship with any related parties;
- trustees' consideration of major risks and the system and procedures to manage them.

## **Section C Objectives and activities**

### **Summary of the objects of the charity set out in its governing document**

- (1) The objects of the charity are the Alms house objects, the relief in need object, the educational object and the Thomas Fysher object.
- (2) The Alms house objects are
  - (a) the provision of Alms house accommodation for beneficiaries; and
  - (b) such charitable purposes for the benefit of the residents as the trustees decide.

The land identified in part 2 of the schedule to this scheme must be retained by the trustees for use for the Almshouse objects of the charity.

- (3) The relief in need object is the relief of persons in need, hardship or distress resident in the area of benefit.

The trustees may relieve the beneficiaries by:

- (a) making grants of money to them; or
- (b) providing or paying for goods, services, or facilities for them; or
- (c) making grants of money to other persons or bodies who provide goods, services, or facilities to those in need.

In exceptional cases the trustees may decide to assist someone (who is otherwise qualified) who is:

- (a) resident outside the area of benefit; or
  - (b) only temporarily resident in the area of benefit.
- (4) The educational object is to pay the income to the Hertfordshire Educational Foundation (Registered Charity number 311025).
  - (5) The Thomas Fysher object is to pay:

- (a) 2/9ths of the income to the relief in need branch created by clause 2(4) of this scheme.
- (b) 5/9ths of the income to the education branch created by clause 2(5) of this scheme.
- (c) 2/9ths of the income to Christ's Hospital School (Registered Charity number 306975).

**Summary of the main activities undertaken for the public benefit in relation to these objects (include within this section the statutory declaration that trustees have had regard to the guidance issued by the Charity Commission on public benefit)**

Trustees have regard to the guidance issued by the Charity Commission on public benefit.

Alms house branch: Provision of Alms houses.

Relief in Need branch: Grants have been made to individuals and local organisations.

Educational Branch: Grants have been made to Hertfordshire Education Foundation and Christs Hospital as required by the Scheme.

**Additional details of objectives and activities (Optional information)**

You **may choose** to include further statements, where relevant, about:

- policy on grantmaking;
- policy programme related investment;
- contribution made by volunteers.

## Section D

## Achievements and performance

## Section D

## Achievements and performance

### Summary of the main achievements of the charity during the year

Trustees have maintained the Alms houses, received rents and returns on investments and used them to provide for the requirements of the Scheme.

## Section E

## Financial review

**Brief statement of the charity's policy on reserves**

The Charity operates Cyclical and Emergency maintenance funds, keeps a balance on the grant making fund to enable extraordinary emergency grants to be made and will use any surplus on the Alms house branch to increase the stock of Alms houses available.

**Details of any funds materially in deficit**

None

**Further financial review details (Optional information)**

You **may choose** to include additional information, where relevant about:

- the charity's principal sources of funds (including any fundraising);
- how expenditure has supported the key objectives of the charity;
- investment policy and objectives including any ethical investment policy adopted.

**Section G**

**Declaration**

**The trustees declare that they have approved the trustees' report above.**

**Signed on behalf of the charity's trustees**



**Signature(s)**

**Full name(s)**

David Joseph Goldstraw

Clerk to Trustees

**Position (eg Secretary, Chair, etc)**

19<sup>th</sup> October 2021

**Date**

**Barclays & Standon United Charities**  
**UK Balance Sheet - Standard**  
As of 31 March 2021

|  | <u>31 Mar 21</u>           |
|--|----------------------------|
| <b>ASSETS</b>                                |                            |
| <b>Fixed Assets</b>                          |                            |
| <b>PROPERTY</b>                              |                            |
| Freehold properties                          | 1,000,000.00               |
| Leasehold property                           | 137,000.00                 |
| <b>Total PROPERTY</b>                        | <u>1,137,000.00</u>        |
| <b>Total Fixed Assets</b>                    | 1,137,000.00               |
| <b>Other Assets</b>                          |                            |
| <b>Endowment &amp; Capital Fund</b>          |                            |
| C O I F units                                | 2,633.70                   |
| Charifund units                              | 256,239.04                 |
| <b>Total Endowment &amp; Capital Fund</b>    | 258,872.74                 |
| <b>Cyclical Maintenance Fund</b>             |                            |
| N A A C I F Shares                           | 27,906.25                  |
| <b>Total Cyclical Maintenance Fund</b>       | <u>27,906.25</u>           |
| <b>Total Other Assets</b>                    | 286,778.99                 |
| <b>Current Assets</b>                        |                            |
| <b>Other Current Assets</b>                  |                            |
| Due from Relief in Need                      | 41,254.27                  |
| <b>Total Other Current Assets</b>            | 41,254.27                  |
| <b>Cash at bank and in hand</b>              |                            |
| Bank - Almshouse                             | 152,156.78                 |
| Bank - Relief in Need                        | 42,588.46                  |
| Charities Deposit Fund - RIN                 | 24,448.13                  |
| Charities Deposit Fund - Alms                | 2,387.54                   |
| <b>Total Cash at bank and in hand</b>        | <u>221,580.91</u>          |
| <b>Total Current Assets</b>                  | 262,835.18                 |
| <b>Current Liabilities</b>                   |                            |
| <b>Other Current Liabilities</b>             |                            |
| Income payable                               | 4,478.63                   |
| Owed to Educational                          | 3,199.02                   |
| Owed to Thomas Fysher                        | 1,379.61                   |
| Owed to Almshouse                            | 36,775.64                  |
| <b>Total Other Current Liabilities</b>       | <u>45,832.90</u>           |
| <b>Total Current Liabilities</b>             | 45,832.90                  |
| <b>NET CURRENT ASSETS</b>                    | <u>217,002.28</u>          |
| <b>TOTAL ASSETS LESS CURRENT LIABILITIES</b> | 1,640,781.27               |
| <b>Long Term Liabilities</b>                 |                            |
| <b>LOANS</b>                                 |                            |
| Network Housing Association                  | 1,985.80                   |
| Housing Corporation                          | 6,661.49                   |
| <b>Total LOANS</b>                           | <u>8,647.29</u>            |
| <b>Total Long Term Liabilities</b>           | 8,647.29                   |
| <b>NET ASSETS</b>                            | <u><u>1,632,133.98</u></u> |
| <b>Capital and Reserves</b>                  |                            |
| Thomas Fysher Branch - Capital               | 250,211.00                 |
| Relief in Need Accumulated Fund              | 18,877.72                  |

**Barclays & Standon United Charities**  
**UK Balance Sheet - Standard**  
As of 31 March 2021

|                                | <u>31 Mar 21</u>           |
|--------------------------------|----------------------------|
| Almshouse Branch Capital B/fwd | 1,312,325.71               |
| Profit for the Year            | 50,719.55                  |
| Shareholder funds              | <u><u>1,632,133.98</u></u> |

**Barclays & Standon United Charities**  
**UK Balance Sheet - Standard**  
As of 31 March 2021

|  | <u><b>31 Mar 20</b></u>           |
|--|-----------------------------------|
| <b>ASSETS</b>                                |                                   |
| <b>Fixed Assets</b>                          |                                   |
| <b>PROPERTY</b>                              |                                   |
| Freehold properties                          | 1,000,000.00                      |
| Leasehold property                           | 137,000.00                        |
| <b>Total PROPERTY</b>                        | <u>1,137,000.00</u>               |
| <b>Total Fixed Assets</b>                    | 1,137,000.00                      |
| <b>Other Assets</b>                          |                                   |
| <b>Endowment &amp; Capital Fund</b>          |                                   |
| C O I F units                                | 2,633.70                          |
| Charifund units                              | 256,239.04                        |
| <b>Total Endowment &amp; Capital Fund</b>    | 258,872.74                        |
| <b>Cyclical Maintenance Fund</b>             |                                   |
| N A A C I F Shares                           | 27,906.25                         |
| <b>Total Cyclical Maintenance Fund</b>       | <u>27,906.25</u>                  |
| <b>Total Other Assets</b>                    | 286,778.99                        |
| <b>Current Assets</b>                        |                                   |
| <b>Other Current Assets</b>                  |                                   |
| Due from Relief in Need                      | 33,653.84                         |
| <b>Total Other Current Assets</b>            | 33,653.84                         |
| <b>Cash at bank and in hand</b>              |                                   |
| Bank - Almshouse                             | 117,137.93                        |
| Bank - Relief in Need                        | 28,112.46                         |
| Charities Deposit Fund - RIN                 | 24,419.10                         |
| Charities Deposit Fund - Alms                | 2,384.70                          |
| <b>Total Cash at bank and in hand</b>        | <u>172,054.19</u>                 |
| <b>Total Current Assets</b>                  | 205,708.03                        |
| <b>Current Liabilities</b>                   |                                   |
| <b>Other Current Liabilities</b>             |                                   |
| Income payable                               | 4,384.39                          |
| Owed to Educational                          | 3,131.71                          |
| Owed to Thomas Fysher                        | 1,252.68                          |
| Owed to Almshouse                            | 29,269.45                         |
| <b>Total Other Current Liabilities</b>       | <u>38,038.23</u>                  |
| <b>Total Current Liabilities</b>             | 38,038.23                         |
| <b>NET CURRENT ASSETS</b>                    | <u>167,669.80</u>                 |
| <b>TOTAL ASSETS LESS CURRENT LIABILITIES</b> | 1,591,448.79                      |
| <b>Long Term Liabilities</b>                 |                                   |
| <b>LOANS</b>                                 |                                   |
| Network Housing Association                  | 3,325.40                          |
| Housing Corporation                          | 6,708.96                          |
| <b>Total LOANS</b>                           | <u>10,034.36</u>                  |
| <b>Total Long Term Liabilities</b>           | 10,034.36                         |
| <b>NET ASSETS</b>                            | <u><u><b>1,581,414.43</b></u></u> |
| <b>Capital and Reserves</b>                  |                                   |
| Thomas Fysher Branch - Capital               | 250,211.00                        |
| Relief in Need Accumulated Fund              | 15,227.19                         |

**Barclays & Standon United Charities**  
**UK Balance Sheet - Standard**  
As of 31 March 2021

|                                | <u>31 Mar 20</u>           |
|--------------------------------|----------------------------|
| Almshouse Branch Capital B/fwd | 1,267,082.84               |
| Profit for the Year            | 48,893.40                  |
| Shareholder funds              | <u><b>1,581,414.43</b></u> |

**Barclays & Standon United Charities**  
**Balance Sheet by Class**  
As of 31 March 2021

[ ]

|   | Almshouse Branch    |                     | Educational Branch |                 | Relief in Need Branch |                  | Thomas Fysher Branch |                   | TOTAL               |                     |
|---|---------------------|---------------------|--------------------|-----------------|-----------------------|------------------|----------------------|-------------------|---------------------|---------------------|
|   | 31 Mar 21           | 31 Mar 20           | 31 Mar 21          | 31 Mar 20       | 31 Mar 21             | 31 Mar 20        | 31 Mar 21            | 31 Mar 20         | 31 Mar 21           | 31 Mar 20           |
| <b>ASSETS</b>                             |                     |                     |                    |                 |                       |                  |                      |                   |                     |                     |
| <b>Current Assets</b>                     |                     |                     |                    |                 |                       |                  |                      |                   |                     |                     |
| <b>Cash at bank and in hand</b>           |                     |                     |                    |                 |                       |                  |                      |                   |                     |                     |
| Bank - Almshouse                          | 152,156.78          | 117,137.93          | 0.00               | 0.00            | 0.00                  | 0.00             | 0.00                 | 0.00              | 152,156.78          | 117,137.93          |
| Bank - Relief in Need                     | 0.00                | 0.00                | 0.00               | 0.00            | 42,588.46             | 28,112.46        | 0.00                 | 0.00              | 42,588.46           | 28,112.46           |
| Charities Deposit Fund - RIN              | 0.00                | 0.00                | 0.00               | 0.00            | 24,448.13             | 24,419.10        | 0.00                 | 0.00              | 24,448.13           | 24,419.10           |
| Charities Deposit Fund - Alms             | 2,387.54            | 2,384.70            | 0.00               | 0.00            | 0.00                  | 0.00             | 0.00                 | 0.00              | 2,387.54            | 2,384.70            |
| <b>Total Cash at bank and in hand</b>     | 154,544.32          | 119,522.63          | 0.00               | 0.00            | 67,036.59             | 52,531.56        | 0.00                 | 0.00              | 221,580.91          | 172,054.19          |
| <b>Other Current Assets</b>               |                     |                     |                    |                 |                       |                  |                      |                   |                     |                     |
| Due from Relief in Need                   | 36,775.64           | 29,269.45           | 3,199.02           | 3,131.71        | 0.00                  | 0.00             | 1,279.61             | 1,252.68          | 41,254.27           | 33,653.84           |
| <b>Total Other Current Assets</b>         | 36,775.64           | 29,269.45           | 3,199.02           | 3,131.71        | 0.00                  | 0.00             | 1,279.61             | 1,252.68          | 41,254.27           | 33,653.84           |
| <b>Total Current Assets</b>               | 191,319.96          | 148,792.08          | 3,199.02           | 3,131.71        | 67,036.59             | 52,531.56        | 1,279.61             | 1,252.68          | 262,835.18          | 205,708.03          |
| <b>Fixed Assets</b>                       |                     |                     |                    |                 |                       |                  |                      |                   |                     |                     |
| <b>PROPERTY</b>                           |                     |                     |                    |                 |                       |                  |                      |                   |                     |                     |
| Freehold properties                       | 1,000,000.00        | 1,000,000.00        | 0.00               | 0.00            | 0.00                  | 0.00             | 0.00                 | 0.00              | 1,000,000.00        | 1,000,000.00        |
| Leasehold property                        | 137,000.00          | 137,000.00          | 0.00               | 0.00            | 0.00                  | 0.00             | 0.00                 | 0.00              | 137,000.00          | 137,000.00          |
| <b>Total PROPERTY</b>                     | 1,137,000.00        | 1,137,000.00        | 0.00               | 0.00            | 0.00                  | 0.00             | 0.00                 | 0.00              | 1,137,000.00        | 1,137,000.00        |
| <b>Total Fixed Assets</b>                 | 1,137,000.00        | 1,137,000.00        | 0.00               | 0.00            | 0.00                  | 0.00             | 0.00                 | 0.00              | 1,137,000.00        | 1,137,000.00        |
| <b>Other Assets</b>                       |                     |                     |                    |                 |                       |                  |                      |                   |                     |                     |
| <b>Endowment &amp; Capital Fund</b>       |                     |                     |                    |                 |                       |                  |                      |                   |                     |                     |
| C O I F units                             | 2,633.70            | 2,633.70            | 0.00               | 0.00            | 0.00                  | 0.00             | 0.00                 | 0.00              | 2,633.70            | 2,633.70            |
| Charifund units                           | 6,028.04            | 6,028.04            | 0.00               | 0.00            | 0.00                  | 0.00             | 250,211.00           | 250,211.00        | 256,239.04          | 256,239.04          |
| <b>Total Endowment &amp; Capital Fund</b> | 8,661.74            | 8,661.74            | 0.00               | 0.00            | 0.00                  | 0.00             | 250,211.00           | 250,211.00        | 258,872.74          | 258,872.74          |
| <b>Cyclical Maintenance Fund</b>          |                     |                     |                    |                 |                       |                  |                      |                   |                     |                     |
| N A A C I F Shares                        | 27,906.25           | 27,906.25           | 0.00               | 0.00            | 0.00                  | 0.00             | 0.00                 | 0.00              | 27,906.25           | 27,906.25           |
| <b>Total Cyclical Maintenance Fund</b>    | 27,906.25           | 27,906.25           | 0.00               | 0.00            | 0.00                  | 0.00             | 0.00                 | 0.00              | 27,906.25           | 27,906.25           |
| <b>Total Other Assets</b>                 | 36,567.99           | 36,567.99           | 0.00               | 0.00            | 0.00                  | 0.00             | 250,211.00           | 250,211.00        | 286,778.99          | 286,778.99          |
| <b>TOTAL ASSETS</b>                       | <b>1,364,887.95</b> | <b>1,322,360.07</b> | <b>3,199.02</b>    | <b>3,131.71</b> | <b>67,036.59</b>      | <b>52,531.56</b> | <b>251,490.61</b>    | <b>251,463.68</b> | <b>1,686,614.17</b> | <b>1,629,487.02</b> |
| <b>LIABILITIES &amp; EQUITY</b>           |                     |                     |                    |                 |                       |                  |                      |                   |                     |                     |
| <b>Liabilities</b>                        |                     |                     |                    |                 |                       |                  |                      |                   |                     |                     |
| <b>Current Liabilities</b>                |                     |                     |                    |                 |                       |                  |                      |                   |                     |                     |
| <b>Other Current Liabilities</b>          |                     |                     |                    |                 |                       |                  |                      |                   |                     |                     |
| Income payable                            | 0.00                | 0.00                | 3,199.02           | 3,131.71        | 0.00                  | 0.00             | 1,279.61             | 1,252.68          | 4,478.63            | 4,384.39            |
| Owed to Educational                       | 0.00                | 0.00                | 0.00               | 0.00            | 3,199.02              | 3,131.71         | 0.00                 | 0.00              | 3,199.02            | 3,131.71            |
| Owed to Thomas Fysher                     | 0.00                | 0.00                | 0.00               | 0.00            | 1,379.61              | 1,252.68         | 0.00                 | 0.00              | 1,379.61            | 1,252.68            |
| Owed to Almshouse                         | 0.00                | 0.00                | 0.00               | 0.00            | 36,775.64             | 29,269.45        | 0.00                 | 0.00              | 36,775.64           | 29,269.45           |
| <b>Total Other Current Liabilities</b>    | 0.00                | 0.00                | 3,199.02           | 3,131.71        | 41,354.27             | 33,653.84        | 1,279.61             | 1,252.68          | 45,832.90           | 38,038.23           |
| <b>Total Current Liabilities</b>          | 0.00                | 0.00                | 3,199.02           | 3,131.71        | 41,354.27             | 33,653.84        | 1,279.61             | 1,252.68          | 45,832.90           | 38,038.23           |
| <b>Long Term Liabilities</b>              |                     |                     |                    |                 |                       |                  |                      |                   |                     |                     |
| <b>LOANS</b>                              |                     |                     |                    |                 |                       |                  |                      |                   |                     |                     |
| Network Housing Association               | 1,985.80            | 3,325.40            | 0.00               | 0.00            | 0.00                  | 0.00             | 0.00                 | 0.00              | 1,985.80            | 3,325.40            |
| Housing Corporation                       | 6,661.49            | 6,708.96            | 0.00               | 0.00            | 0.00                  | 0.00             | 0.00                 | 0.00              | 6,661.49            | 6,708.96            |
| <b>Total LOANS</b>                        | 8,647.29            | 10,034.36           | 0.00               | 0.00            | 0.00                  | 0.00             | 0.00                 | 0.00              | 8,647.29            | 10,034.36           |
| <b>Total Long Term Liabilities</b>        | 8,647.29            | 10,034.36           | 0.00               | 0.00            | 0.00                  | 0.00             | 0.00                 | 0.00              | 8,647.29            | 10,034.36           |
| <b>Total Liabilities</b>                  | 8,647.29            | 10,034.36           | 3,199.02           | 3,131.71        | 41,354.27             | 33,653.84        | 1,279.61             | 1,252.68          | 54,480.19           | 48,072.59           |
| <b>Capital and Reserves</b>               |                     |                     |                    |                 |                       |                  |                      |                   |                     |                     |
| Thomas Fysher Branch - Capital            | 0.00                | 0.00                | 0.00               | 0.00            | 0.00                  | 0.00             | 250,211.00           | 250,211.00        | 250,211.00          | 250,211.00          |
| Relief in Need Accumulated Fund           | 0.00                | 0.00                | 0.00               | 0.00            | 18,877.72             | 15,227.19        | 0.00                 | 0.00              | 18,877.72           | 15,227.19           |
| Almshouse Branch Capital B/fwd            | 1,312,325.71        | 1,267,082.84        | 0.00               | 0.00            | 0.00                  | 0.00             | 0.00                 | 0.00              | 1,312,325.71        | 1,267,082.84        |
| Profit for the Year                       | 43,914.95           | 45,242.87           | 0.00               | 0.00            | 6,804.60              | 3,650.53         | 0.00                 | 0.00              | 50,719.55           | 48,893.40           |
| Shareholder funds                         | 1,356,240.66        | 1,312,325.71        | 0.00               | 0.00            | 25,682.32             | 18,877.72        | 250,211.00           | 250,211.00        | 1,632,133.98        | 1,581,414.43        |
| <b>TOTAL LIABILITIES &amp; EQUITY</b>     | <b>1,364,887.95</b> | <b>1,322,360.07</b> | <b>3,199.02</b>    | <b>3,131.71</b> | <b>67,036.59</b>      | <b>52,531.56</b> | <b>251,490.61</b>    | <b>251,463.68</b> | <b>1,686,614.17</b> | <b>1,629,487.02</b> |

**Barclays & Standon United Charities**  
**Profit & Loss**  
April 2020 through March 2021



|   | <u>Apr '20 - Mar 21</u> |
|---|-------------------------|
| <b>Ordinary Income/Expense</b>              |                         |
| <b>Income</b>                               |                         |
| Donations received                          | 913.75                  |
| Dividends and interest                      | 13,240.84               |
| Branch appropriations                       |                         |
| From Thomas Fysher                          | <u>4,478.63</u>         |
| <b>Total Branch appropriations</b>          | 4,478.63                |
| Agricultural land rents                     | 11,967.35               |
| Weekly maintenance charges                  | <u>46,645.08</u>        |
| <b>Total Income</b>                         | 77,245.65               |
| <b>Expense</b>                              |                         |
| Repairs                                     | 9,218.75                |
| Water and sewerage costs                    | 0.00                    |
| Insurance                                   | 1,148.00                |
| Loan interest                               | 719.97                  |
| Membership subscriptions                    | 216.00                  |
| Ground rent                                 | 150.00                  |
| Legal and professional costs                | <u>182.68</u>           |
| <b>Total Expense</b>                        | <u>11,635.40</u>        |
| <b>Net Ordinary Income</b>                  | 65,610.25               |
| <b>Other Income/Expense</b>                 |                         |
| <b>Other Expense</b>                        |                         |
| Grants allocated                            | 5,933.44                |
| <b>APPROPRIATIONS ~ Educational</b>         |                         |
| Herts Educational Foundation                | <u>3,199.02</u>         |
| <b>Total APPROPRIATIONS ~ Educational</b>   | 3,199.02                |
| <b>APPROPRIATIONS ~ Thomas Fysher</b>       |                         |
| Christ's Hospital School                    | 1,279.61                |
| Relief in Need Branch                       | 1,279.61                |
| Educational Branch                          | <u>3,199.02</u>         |
| <b>Total APPROPRIATIONS ~ Thomas Fysher</b> | <u>5,758.24</u>         |
| <b>Total Other Expense</b>                  | <u>14,890.70</u>        |
| <b>Net Other Income</b>                     | <u>-14,890.70</u>       |
| <b>Profit for the Year</b>                  | <u><u>50,719.55</u></u> |

**Barclays & Standon United Charities**  
**Profit & Loss**  
April 2020 through March 2021



|   | <u>Apr '19 - Mar 20</u> |
|---|-------------------------|
| <b>Ordinary Income/Expense</b>              |                         |
| <b>Income</b>                               |                         |
| Donations received                          | 2,000.00                |
| Dividends and interest                      | 13,095.02               |
| Branch appropriations                       |                         |
| From Thomas Fysher                          | <u>4,384.39</u>         |
| <b>Total Branch appropriations</b>          | 4,384.39                |
| Agricultural land rents                     | 8,686.69                |
| Weekly maintenance charges                  | <u>50,771.48</u>        |
| <b>Total Income</b>                         | 78,937.58               |
| <b>Expense</b>                              |                         |
| Repairs                                     | 7,555.68                |
| Water and sewerage costs                    | 491.36                  |
| Insurance                                   | 1,201.00                |
| Loan interest                               | 736.16                  |
| Membership subscriptions                    | 225.00                  |
| Ground rent                                 | 150.00                  |
| Legal and professional costs                | <u>2,078.28</u>         |
| <b>Total Expense</b>                        | <u>12,437.48</u>        |
| <b>Net Ordinary Income</b>                  | 66,500.10               |
| <b>Other Income/Expense</b>                 |                         |
| <b>Other Expense</b>                        |                         |
| Grants allocated                            | 8,837.92                |
| <b>APPROPRIATIONS ~ Educational</b>         |                         |
| Herts Educational Foundation                | <u>3,131.71</u>         |
| <b>Total APPROPRIATIONS ~ Educational</b>   | 3,131.71                |
| <b>APPROPRIATIONS ~ Thomas Fysher</b>       |                         |
| Christ's Hospital School                    | 1,252.68                |
| Relief in Need Branch                       | 1,252.68                |
| Educational Branch                          | <u>3,131.71</u>         |
| <b>Total APPROPRIATIONS ~ Thomas Fysher</b> | <u>5,637.07</u>         |
| <b>Total Other Expense</b>                  | <u>17,606.70</u>        |
| <b>Net Other Income</b>                     | <u>-17,606.70</u>       |
| <b>Profit for the Year</b>                  | <u><u>48,893.40</u></u> |

## Barclays & Standon United Charities

### Profit & Loss by Class

April 2020 through March 2021



|   | <u>Almshouse Branch</u> |                         | <u>Educational Branch</u> |                         |
|---|-------------------------|-------------------------|---------------------------|-------------------------|
|   | <u>Apr '20 - Mar 21</u> | <u>Apr '19 - Mar 20</u> | <u>Apr '20 - Mar 21</u>   | <u>Apr '19 - Mar 20</u> |
| <b>Ordinary Income/Expense</b>            |                         |                         |                           |                         |
| <b>Income</b>                             |                         |                         |                           |                         |
| Donations received                        | 0.00                    | 0.00                    | 0.00                      | 0.00                    |
| Dividends and interest                    | 1,724.86                | 1,696.85                | 0.00                      | 0.00                    |
| <b>Branch appropriations</b>              |                         |                         |                           |                         |
| From Thomas Fysher                        | 0.00                    | 0.00                    | 3,199.02                  | 3,131.71                |
| <b>Total Branch appropriations</b>        | 0.00                    | 0.00                    | 3,199.02                  | 3,131.71                |
| Agricultural land rents                   | 7,180.41                | 5,212.02                | 0.00                      | 0.00                    |
| Weekly maintenance charges                | 46,645.08               | 50,771.48               | 0.00                      | 0.00                    |
| <b>Total Income</b>                       | 55,550.35               | 57,680.35               | 3,199.02                  | 3,131.71                |
| <b>Expense</b>                            |                         |                         |                           |                         |
| Repairs                                   | 9,218.75                | 7,555.68                | 0.00                      | 0.00                    |
| Water and sewerage costs                  | 0.00                    | 491.36                  | 0.00                      | 0.00                    |
| Insurance                                 | 1,148.00                | 1,201.00                | 0.00                      | 0.00                    |
| Loan interest                             | 719.97                  | 736.16                  | 0.00                      | 0.00                    |
| Membership subscriptions                  | 216.00                  | 225.00                  | 0.00                      | 0.00                    |
| Ground rent                               | 150.00                  | 150.00                  | 0.00                      | 0.00                    |
| Legal and professional costs              | 182.68                  | 2,078.28                | 0.00                      | 0.00                    |
| <b>Total Expense</b>                      | 11,635.40               | 12,437.48               | 0.00                      | 0.00                    |
| <b>Net Ordinary Income</b>                | 43,914.95               | 45,242.87               | 3,199.02                  | 3,131.71                |
| <b>Other Income/Expense</b>               |                         |                         |                           |                         |
| <b>Other Expense</b>                      |                         |                         |                           |                         |
| Grants allocated                          | 0.00                    | 0.00                    | 0.00                      | 0.00                    |
| <b>APPROPRIATIONS ~ Educational</b>       |                         |                         |                           |                         |
| Herts Educational Foundation              | 0.00                    | 0.00                    | 3,199.02                  | 3,131.71                |
| <b>Total APPROPRIATIONS ~ Educational</b> | 0.00                    | 0.00                    | 3,199.02                  | 3,131.71                |
| <b>APPROPRIATIONS ~ Thomas Fysher</b>     |                         |                         |                           |                         |
| Christ's Hospital School                  | 0.00                    | 0.00                    | 0.00                      | 0.00                    |
| Relief in Need Branch                     | 0.00                    | 0.00                    | 0.00                      | 0.00                    |
| Educational Branch                        | 0.00                    | 0.00                    | 0.00                      | 0.00                    |

**Barclays & Standon United Charities**  
**Profit & Loss by Class**  
 April 2020 through March 2021



**Total APPROPRIATIONS ~ Thomas Fysher**  
**Total Other Expense**  
**Net Other Income**  
**Profit for the Year**

| <b>Almshouse Branch</b> |                         | <b>Educational Branch</b> |                         |
|-------------------------|-------------------------|---------------------------|-------------------------|
| <b>Apr '20 - Mar 21</b> | <b>Apr '19 - Mar 20</b> | <b>Apr '20 - Mar 21</b>   | <b>Apr '19 - Mar 20</b> |
| 0.00                    | 0.00                    | 0.00                      | 0.00                    |
| 0.00                    | 0.00                    | 3,199.02                  | 3,131.71                |
| 0.00                    | 0.00                    | -3,199.02                 | -3,131.71               |
| <b>43,914.95</b>        | <b>45,242.87</b>        | <b>0.00</b>               | <b>0.00</b>             |

**Barclays & Standon United Charities**  
**Profit & Loss by Class**  
**April 2020 through March 2021**



|   | <u>Relief in Need Branch</u> |                         | <u>Thomas Fysher Branch</u> |                         |
|---|------------------------------|-------------------------|-----------------------------|-------------------------|
|   | <u>Apr '20 - Mar 21</u>      | <u>Apr '19 - Mar 20</u> | <u>Apr '20 - Mar 21</u>     | <u>Apr '19 - Mar 20</u> |
| <b>Ordinary Income/Expense</b>            |                              |                         |                             |                         |
| <b>Income</b>                             |                              |                         |                             |                         |
| Donations received                        | 913.75                       | 2,000.00                | 0.00                        | 0.00                    |
| Dividends and interest                    | 5,757.74                     | 5,761.10                | 5,758.24                    | 5,637.07                |
| <b>Branch appropriations</b>              |                              |                         |                             |                         |
| From Thomas Fysher                        | 1,279.61                     | 1,252.68                | 0.00                        | 0.00                    |
| <b>Total Branch appropriations</b>        | 1,279.61                     | 1,252.68                | 0.00                        | 0.00                    |
| Agricultural land rents                   | 4,786.94                     | 3,474.67                | 0.00                        | 0.00                    |
| Weekly maintenance charges                | 0.00                         | 0.00                    | 0.00                        | 0.00                    |
| <b>Total Income</b>                       | 12,738.04                    | 12,488.45               | 5,758.24                    | 5,637.07                |
| <b>Expense</b>                            |                              |                         |                             |                         |
| Repairs                                   | 0.00                         | 0.00                    | 0.00                        | 0.00                    |
| Water and sewerage costs                  | 0.00                         | 0.00                    | 0.00                        | 0.00                    |
| Insurance                                 | 0.00                         | 0.00                    | 0.00                        | 0.00                    |
| Loan interest                             | 0.00                         | 0.00                    | 0.00                        | 0.00                    |
| Membership subscriptions                  | 0.00                         | 0.00                    | 0.00                        | 0.00                    |
| Ground rent                               | 0.00                         | 0.00                    | 0.00                        | 0.00                    |
| Legal and professional costs              | 0.00                         | 0.00                    | 0.00                        | 0.00                    |
| <b>Total Expense</b>                      | 0.00                         | 0.00                    | 0.00                        | 0.00                    |
| <b>Net Ordinary Income</b>                | 12,738.04                    | 12,488.45               | 5,758.24                    | 5,637.07                |
| <b>Other Income/Expense</b>               |                              |                         |                             |                         |
| <b>Other Expense</b>                      |                              |                         |                             |                         |
| Grants allocated                          | 5,933.44                     | 8,837.92                | 0.00                        | 0.00                    |
| <b>APPROPRIATIONS ~ Educational</b>       |                              |                         |                             |                         |
| Herts Educational Foundation              | 0.00                         | 0.00                    | 0.00                        | 0.00                    |
| <b>Total APPROPRIATIONS ~ Educational</b> | 0.00                         | 0.00                    | 0.00                        | 0.00                    |
| <b>APPROPRIATIONS ~ Thomas Fysher</b>     |                              |                         |                             |                         |
| Christ's Hospital School                  | 0.00                         | 0.00                    | 1,279.61                    | 1,252.68                |
| Relief in Need Branch                     | 0.00                         | 0.00                    | 1,279.61                    | 1,252.68                |
| Educational Branch                        | 0.00                         | 0.00                    | 3,199.02                    | 3,131.71                |

**Barclays & Standon United Charities**  
**Profit & Loss by Class**  
 April 2020 through March 2021



**Total APPROPRIATIONS ~ Thomas Fysher**  
**Total Other Expense**  
**Net Other Income**  
**Profit for the Year**

| <b>Relief in Need Branch</b> |                         | <b>Thomas Fysher Branch</b> |                         |
|------------------------------|-------------------------|-----------------------------|-------------------------|
| <b>Apr '20 - Mar 21</b>      | <b>Apr '19 - Mar 20</b> | <b>Apr '20 - Mar 21</b>     | <b>Apr '19 - Mar 20</b> |
| 0.00                         | 0.00                    | 5,758.24                    | 5,637.07                |
| 5,933.44                     | 8,837.92                | 5,758.24                    | 5,637.07                |
| -5,933.44                    | -8,837.92               | -5,758.24                   | -5,637.07               |
| <b>6,804.60</b>              | <b>3,650.53</b>         | <b>0.00</b>                 | <b>0.00</b>             |

**Barclays & Standon United Charities**  
**Profit & Loss by Class**  
**April 2020 through March 2021**



|   | TOTAL            |                  |
|---|------------------|------------------|
|   | Apr '20 - Mar 21 | Apr '19 - Mar 20 |
| <b>Ordinary Income/Expense</b>            |                  |                  |
| <b>Income</b>                             |                  |                  |
| Donations received                        | 913.75           | 2,000.00         |
| Dividends and interest                    | 13,240.84        | 13,095.02        |
| <b>Branch appropriations</b>              |                  |                  |
| From Thomas Fysher                        | 4,478.63         | 4,384.39         |
| <b>Total Branch appropriations</b>        | 4,478.63         | 4,384.39         |
| Agricultural land rents                   | 11,967.35        | 8,686.69         |
| Weekly maintenance charges                | 46,645.08        | 50,771.48        |
| <b>Total Income</b>                       | 77,245.65        | 78,937.58        |
| <b>Expense</b>                            |                  |                  |
| Repairs                                   | 9,218.75         | 7,555.68         |
| Water and sewerage costs                  | 0.00             | 491.36           |
| Insurance                                 | 1,148.00         | 1,201.00         |
| Loan interest                             | 719.97           | 736.16           |
| Membership subscriptions                  | 216.00           | 225.00           |
| Ground rent                               | 150.00           | 150.00           |
| Legal and professional costs              | 182.68           | 2,078.28         |
| <b>Total Expense</b>                      | 11,635.40        | 12,437.48        |
| <b>Net Ordinary Income</b>                | 65,610.25        | 66,500.10        |
| <b>Other Income/Expense</b>               |                  |                  |
| <b>Other Expense</b>                      |                  |                  |
| Grants allocated                          | 5,933.44         | 8,837.92         |
| <b>APPROPRIATIONS ~ Educational</b>       |                  |                  |
| Herts Educational Foundation              | 3,199.02         | 3,131.71         |
| <b>Total APPROPRIATIONS ~ Educational</b> | 3,199.02         | 3,131.71         |
| <b>APPROPRIATIONS ~ Thomas Fysher</b>     |                  |                  |
| Christ's Hospital School                  | 1,279.61         | 1,252.68         |
| Relief in Need Branch                     | 1,279.61         | 1,252.68         |
| Educational Branch                        | 3,199.02         | 3,131.71         |

**Barclays & Standon United Charities**  
**Profit & Loss by Class**  
**April 2020 through March 2021**



**Total APPROPRIATIONS ~ Thomas Fysher**  
**Total Other Expense**  
**Net Other Income**  
**Profit for the Year**

| <b>TOTAL</b>            |                         |
|-------------------------|-------------------------|
| <b>Apr '20 - Mar 21</b> | <b>Apr '19 - Mar 20</b> |
| 5,758.24                | 5,637.07                |
| 14,890.70               | 17,606.70               |
| -14,890.70              | -17,606.70              |
| <b>50,719.55</b>        | <b>48,893.40</b>        |



**Section A Independent Examiner's Report**

**Report to the trustees/  
members of**

Charity Name  
Barclays and Standon United Charities

**On accounts for the year  
ended**

31 March 2021  
Charity no (if any)

**Set out on pages**

Remember to include the page numbers of additional sheets

I report to the trustees on my examination of the accounts of the above charity ("the Trust") for the year ended 31/03/2021.

**Responsibilities and  
basis of report**

As the charity trustees of the Trust, you are responsible for the preparation of the accounts in accordance with the requirements of the Charities Act 2011 ("the Act").

I report in respect of my examination of the Trust's accounts carried out under section 145 of the 2011 Act and in carrying out my examination, I have followed the applicable Directions given by the Charity Commission under section 145(5)(b) of the Act.

**Independent  
examiner's statement**

I have completed my examination. I confirm that no material matters have come to my attention in connection with the examination which gives me cause to believe that in, any material respect:

- accounting records were not kept in accordance with section 130 of the Act or
- the accounts do not accord with the accounting records

I have no concerns and have come across no other matters in connection with the examination to which attention should be drawn in order to enable a proper understanding of the accounts to be reached.

*\* Please delete the words in the brackets if they do not apply.*

**Signed:**

**Date:**

13/6/2021

**Name:**

John Harris

**Relevant professional  
qualification(s) or body  
(if any):**

**Address:**

4 South Road  
Puckeridge  
Ware SG11 1TH

**Section B**

**Disclosure**

Only complete if the examiner needs to highlight matters of concern (see CC32, Independent examination of charity accounts: directions and guidance for examiners).