

## **Trustees Annual Report**

PCC St Mary the Virgin Welling: Charity Number 1209891

St Mary's Church  
c/o St Mary's Vicarage  
Sandringham Drive  
Welling  
KENT  
DA16 3QU

### **Trustees**

Fiona Gregory  
Andy Hiron  
Neil Nicholls  
Jean Thompson

### **Structure**

The Charity's structure is based around the church's Parochial Church Council (PCC) and the running of the charity is managed through this body, overseen by the trustees, who are recruited by invitation from the PCC.

### **Activities and Objectives**

Our objective is to run the church to the best of our abilities for the benefit of our community and the furtherance of the Good News of Jesus Christ.

Details of the activities pursued to the end of realising these objectives are available in the reports to the Annual Parochial Church Meeting (APCM), held on 06/04/2025.

### **Financial Review**

Details of the finances are set out and available in the budgetary documents from the APCM and those proposed for the next year. Our financial condition is also set out in our Annual Return.

This report approved by the trustees at the trustees' meeting held on 29/10/2025.

DATE	OPENING BALANCE	BANK	ENVELOPE / STANDING ORDER SCHEME	GIFT AID (YELLOW ENV)	COLLECTION 8am / Weekday	COLLECTION 10am	BOILER FUND	TAX RECLAIM	DONATIONS / GRANTS / BEQUESTS	COM FUN DAY	CHRISTMAS FAYRE
1/2/2024		1,300.00									
1/4/2024		996.90	30.00	45.00		82.70					227.50
1/4/2024		178.80	20.00	15.00		68.80	30.00				
1/4/2024		186.72	40.00			69.30	77.42				
1/4/2024		92.97		10.00							
1/8/2024		270.00									
1/12/2024		628.60									
1/15/2024		60.60									
1/16/2024		588.79	110.00			208.44	30.00				
1/17/2024		372.20									
1/22/2024		270.00									
1/25/2024		864.30	110.00	50.00		37.80					
1/29/2024		962.00									
1/30/2024		150.79	70.00		5.00	58.79					
1/31/2024		250.00									
1-31/01/24	8,728.67	1,556.00	1,556.00								
2/1/2024		330.00									
2/1/2024		134.40									
2/2/2024		1,300.00									
2/5/2024		147.74					147.74				
2/6/2024		481.00									
2/7/2024		45.00									
2/13/2024		481.00									
2/15/2024		310.00							310.00		
2/15/2024		2,000.00									
2/16/2024		227.50									
2/16/2024		94.80									
2/19/2024		425.10									
2/20/2024		547.60	50.00	20.00	5.00	89.60	188.00				
2/20/2024		188.68	80.00	10.00		48.18					

2/20/2024		198.95		10.00	71.60		
2/21/2024		35.00					35.00
2/26/2024		481.00					
2/29/2024		198.50					
1-29/02/24	9,182.27	1,556.00	1,556.00				
3/1/2024		1,300.00					
3/4/2024		481.00					
3/6/2024		241.40	40.00	25.00	76.40		
3/6/2024		139.09	20.00	25.00	75.94		
3/11/2024		91.84					
3/12/2024		22.40					
3/12/2024		265.60					
3/13/2024		425.10					
3/19/2024		441.58	40.00	25.00	192.58	60.00	
3/19/2024		40.00					40.00
3/21/2024		957.20	30.00	30.00	55.30	100.00	550.00
3/25/2024		1,443.00					
3/25/2024		27.65				27.65	
3/25/2024		164.60					
3/25/2024		109.50	20.00	10.00	79.50		
3/25/2024		35.00					35.00
1-31/3/24	7,740.96	1,556.00	1,556.00				
4/2/2024		70.00					70.00
4/2/2024		159.90					
4/2/2024		1,300.00					
4/2/2024		173.70					
4/2/2024		243.20					
4/8/2024		41.00		10.00	16.00	15.00	
4/8/2024		280.00				280.00	
4/8/2024		50.00					50.00
4/8/2024		211.19		10.00	176.19	25.00	
4/10/2024		20.00					20.00
4/22/2024		90.00					

4/22/2024		138.35		45.00			73.35	6.00
4/23/2024		45.00						
4/29/2024		962.00						
4/29/2024		250.00						
4/29/2024		30.48			30.48			
1-30/04/24	5,740.82	1,676.00	1,676.00					
5/1/2024		1,300.00						
5/2/2024		179.20						
5/2/2024		311.86	80.00	20.00		66.86	105.00	40.00
5/2/2024		372.36	50.00	25.00		46.36	105.00	20.00
5/7/2024		1,000.00						
5/7/2024		50.00						50.00
5/9/2024		261.00						
5/13/2024		300.00						300.00
5/13/2024		60.00						60.00
5/13/2024		758.40						
5/13/2024		483.00						
5/13/2024		5.00					5.00	
5/13/2024		225.00					225.00	
5/13/2024		282.80						
5/15/2024		27.53			27.53			
5/16/2024		290.96	60.00	20.00		77.96	115.00	
5/16/2024		602.07	20.00			59.57		365.00
5/20/2024		5.00					5.00	
5/20/2024		30.63					30.63	
5/20/2024		50.00						50.00
5/21/2024		20.65			20.65			
5/21/2024		129.95	10.00	25.00		69.70		
5/28/2024		962.00						
5/28/2024		212.00						
5/28/2024		15.80						
5/28/2024		739.50	40.00			37.00	10.00	
5/28/2024		100.00					100.00	

5/29/2024		17.70			17.70				
1-31/05/24	10,308.41	1,516.00	1,516.00						
6/3/2024		20.00							20.00
6/3/2024		108.90							
6/3/2024		1,300.00							
6/3/2024		22.61			22.61				
6/5/2024		367.20							
6/7/2024		650.00							
6/10/2024		261.00							
6/10/2024		14.75			14.75				
6/11/2024		100.00							100.00
6/18/2024		962.00							
6/18/2024		22.62			22.62				
6/19/2024		650.00							
6/19/2024		10.00							
6/19/2024		20.00					20.00		
6/19/2024		357.80							
6/20/2024		286.21	40.00	50.00		66.21	70.00		60.00
6/20/2024		155.00	80.00			55.00			20.00
6/20/2024		112.23	10.00			42.23			60.00
6/24/2024		894.33							894.33
6/24/2024		70.58		15.00	9.50	46.08			
6/25/2024		9.83			9.83				
1-30/06/24	7,901.06	1,506.00	1,506.00						
7/1/2024		1,300.00							
7/1/2024		962.00							
7/1/2024		2.00					2.00		
7/1/2024		28.20							
7/1/2024		703.60	80.00	15.00	4.60	23.00	81.00		500.00
7/1/2024		461.10							
7/1/2024		10.00						10.00	
7/1/2024		159.90							
7/2/2024		37.36			37.36				

		7/3/2024	425.10					
		7/5/2024	1,255.00				1,255.00	
		7/9/2024	37.36		37.36			
		7/9/2024	69.80					
		7/9/2024	308.90	40.00	45.00	10.00	38.90	175.00
		7/16/2024	29.49			29.49		
		7/17/2024	63.20					
		7/18/2024	261.00					
		7/19/2024	1,369.20					
		7/22/2024	40.18					40.18
		7/22/2024	27.53			27.53		
		7/23/2024	69.80					
		7/24/2024	132.80					
		7/26/2024	187.00	40.00	20.00	5.00	87.00	35.00
		7/26/2024	232.63	30.00	15.00		19.63	
		7/29/2024	159.90					
		7/30/2024	37.36			37.36		
		7/30/2024	250.00					
		7/31/2024	158.00					
1-31/07/24	10,944.41		2,166.00	2,166.00				
		8/1/2024	1,300.00					
		8/5/2024	79.50	20.00	20.00		39.50	
		8/5/2024	14.75			14.75		
		8/6/2024	193.00	40.00	20.00		88.00	45.00
		8/7/2024	289.50					
		8/12/2024	58.99			58.99		
		8/19/2024	600.00					600.00
		8/19/2024	64.75	20.00	20.00	5.00	19.75	
		8/19/2024	159.50	30.00			43.50	70.00
		8/19/2024	24.58			24.58		
		8/22/2024	47.40					
		8/27/2024	4,613.00					
		8/27/2024	22.62			22.62		
1-31/08/24	8,733.59		1,266.00	1,266.00				
		9/2/2024	1,300.00					
		9/2/2024	27.53			27.53		

		9/9/2024	50.00				50.00	
		9/9/2024	81.60		81.60			
		9/11/2024	199.54					
		9/13/2024	342.02				342.02	
		9/13/2024	138.47	20.00	20.00	98.47		
		9/13/2024	135.06	30.00	25.00	5.00	45.06	30.00
		9/13/2024	203.48	20.00	15.00		98.48	25.00
		9/17/2024	29.50		29.50			
		9/18/2024	167.56	50.00	20.00		45.06	30.00
		9/19/2024	100.00					
		9/23/2024	1,183.40					
		9/23/2024	69.80					
		9/23/2024	58.00	20.00	20.00	5.00	13.00	
		9/23/2024	36.51					36.51
		9/23/2024	100.00					
		9/23/2024	27.53		27.53			
		9/26/2024	25.00					25.00
		9/26/2024	25.00					25.00
		9/26/2024	25.00					25.00
		9/26/2024	25.00					25.00
		9/27/2024	25.00					25.00
		9/27/2024	25.00					25.00
		9/27/2024	25.00					25.00
		9/27/2024	25.00					25.00
		9/27/2024	25.00					25.00
		9/30/2024	25.00					25.00
		9/30/2024	25.00					25.00
		9/30/2024	20.00				20.00	
		9/30/2024	25.00					25.00
1-30/09/24	5,836.00		1,266.00	1,266.00				
		10/1/2024	24.58		24.58			
		10/1/2024	179.20					
		10/1/2024	790.96	20.00	15.00	72.61	25.00	

10/1/2024	25.00						25.00
10/1/2024	184.00						
10/1/2024	1,400.00						
10/3/2024	25.00						25.00
10/7/2024	25.00						25.00
10/8/2024	68.82			68.82			
10/10/2024	38.00						
10/14/2024	100.00						
10/14/2024	1,443.00						
10/14/2024	890.64	20.00	35.00		49.04		
10/14/2024	105.00	40.00	20.00		45.00		
10/15/2024	37.36			37.36			
10/17/2024	100.00						
10/17/2024	23.00						
10/17/2024	425.10						
10/18/2024	25.00						25.00
10/21/2024	100.00					100.00	
10/21/2024	12.07				12.07		
10/21/2024	25.47						
10/21/2024	481.00						
10/21/2024	25.00						25.00
10/22/2024	597.42	20.00	10.00	8.00	76.72	445.00	
10/22/2024	22.61			22.61			
10/25/2024	25.00						25.00
10/28/2024	217.60						
10/28/2024	100.00						
10/28/2024	116.20	30.00		10.00	76.20		
10/28/2024	63.20						
10/28/2024	69.80						
10/29/2024	34.41			34.41			
10/30/2024	250.00						
10/31/2024	100.00						
10/31/2024	238.00						

1-31/10/24	9,653.44	1,266.00	1,266.00					
11/1/2024		198.50						
11/4/2024		10.00				10.00		
11/5/2024		133.71		133.71				
11/5/2024		25.00						25.00
11/5/2024		122.00		40.00	47.00	35.00		
11/5/2024		257.20						
11/8/2024		1,300.01						
11/11/2024		32.45		32.45				
11/13/2024		483.00						
11/14/2024		15,000.00					15,000.00	
11/14/2024		888.20						
11/18/2024		193.21	40.00	15.00		98.26	20.00	
11/19/2024		15.73			15.73			
11/25/2024		256.90	20.00	15.00	5.00	31.50		
11/25/2024		135.80	20.00	20.00	45.80		50.00	
11/25/2024		39.33			39.33			
11/29/2024		100.00						
11/29/2024		103.00						
1-30/11/2024	20,565.04	1,271.00	1,271.00					
12/2/2024		184.00						
12/2/2024		962.00						
12/2/2024		63.20						
12/2/2024		69.80						
12/2/2024		249.50	20.00	40.00		35.00	45.00	105.00
12/2/2024		3,428.34						3,428.34
12/2/2024		2.00				2.00		
12/3/2024		24.58			24.58			
12/3/2024		1,392.74						
12/9/2024		27.59			27.59			
12/12/2024		425.10						
12/13/2024		286.40						
12/13/2024		482.00						

12/13/2024	9.86			9.86						
12/16/2024	100.00									
12/16/2024	23.24					23.24				
12/16/2024	21.01									
12/16/2024	75.00	30.00	20.00		25.00					
12/16/2024	129.47	20.00	25.00		24.47	30.00		30.00		
12/16/2024	81.77			81.77						
12/23/2024	47.40									
12/24/2024	27.60			27.60						
12/27/2024	28.59									
12/30/2024	261.00									
12/30/2024	1,221.60									
12/30/2024	58.50									
12/30/2024	193.40	20.00	15.00		83.40	75.00				
12/30/2024	55.65				55.65					
12/30/2024	151.10									
12/30/2024	256.10	20.00	15.00	52.60		25.00				
12/30/2024	4,000.00									
12/30/2024	39.41			39.41						
12/31/2024	261.00									
12/31/2024	1,392.74									
1-31/12/24	1,771.00	1,771.00								
	123,137.36	20,182.00	975.00	1,477.68	3,355.29	5,456.81	-	15,496.00	3,319.33	4,235.84

IN-POST	SUNDRIES	MAGAZINES	PILGRIM CHURCH	MESSY CHURCH	FUNERAL FEES	FUNERAL COLLECTION	WEDDING FEES	CANDLES	HALL RENTS	MONEY IN/OUT	DRYDEN ROAD
---------	----------	-----------	-------------------	-----------------	--------------	-----------------------	--------------	---------	------------	-----------------	----------------

1,300.00

42.10 438.60 131.00

45.00

82.97

270.00

628.60

60.60

143.75

22.50

74.10

372.20

270.00

14.00

652.50

962.00

17.00

250.00

330.00

134.40

1,300.00

481.00

45.00

481.00

227.50

94.80

425.10

195.00

40.00

10.50

15.00

18.35

84.00

481.00

198.50

1,300.00

481.00

100.00

18.15

91.84

22.40

265.60

425.10

40.00

84.00

18.00

16.40

157.50

1,443.00

164.60

159.90

1,300.00

173.70

243.20

90.00

14.00  
45.00

250.00

962.00

1,300.00

179.20

126.00

261.00

758.40

483.00

282.80

18.00

157.50

25.25

962.00

212.00

15.80

652.50

			108.90		1,300.00
			367.20		
			650.00		
		261.00			
			962.00		
			650.00		
			357.80		
					1,300.00
			962.00		
		28.20			
			461.10		
			159.90		
10.00					

			425.10	
			69.80	
		261.00	63.20	
			1,369.20	
			69.80	
			132.80	
			168.00	
			159.90	
250.00			158.00	
				1,300.00
			289.50	
		16.00		
			47.40	
				1,300.00

199.54

45.00

22.50

100.00

1,183.40

69.80

100.00

179.20

658.35

184.00

1,400.00

38.00

100.00

1,443.00

786.60

100.00

23.00

425.10

25.47

481.00

37.70

217.60

100.00

63.20

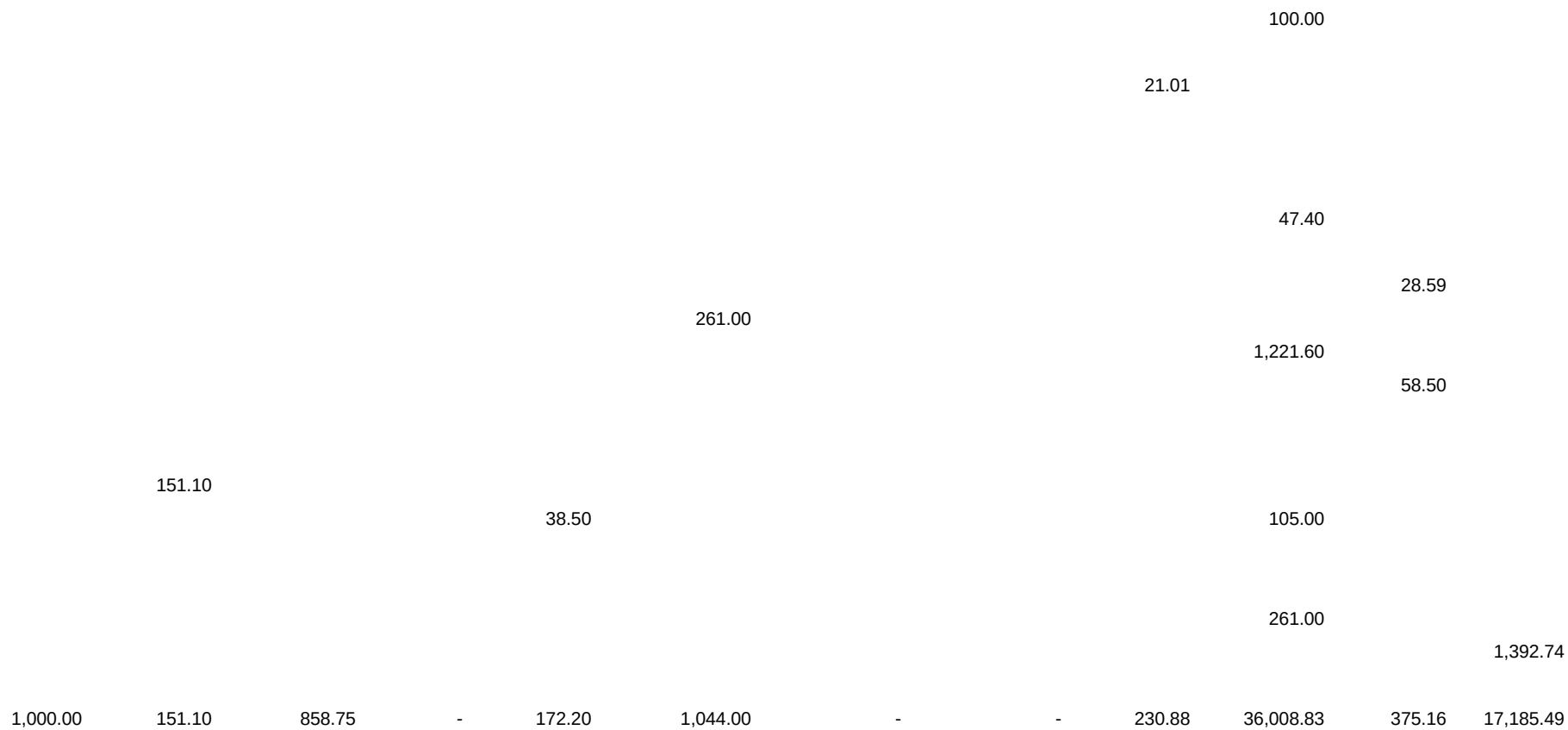
69.80

250.00

100.00

238.00

			198.50	
			257.20	
				1,300.01
			483.00	
			888.20	
		19.95		
			185.40	
			100.00	
			103.00	
			184.00	
			962.00	
			63.20	
			69.80	
4.50				
				1,392.74
			425.10	
			286.40	
			482.00	



SAVINGS A/C	TOTAL

1,300.00  
996.90  
178.80  
186.72  
92.97  
270.00  
628.60  
60.60  
588.79  
372.20  
270.00  
864.30  
962.00  
150.79  
250.00  
1,556.00  
330.00  
134.40  
1,300.00  
147.74  
481.00  
45.00  
481.00  
310.00  
2,000.00  
227.50  
94.80  
425.10  
547.60  
188.68

2,000.00

198.95	
35.00	
481.00	
198.50	
1,556.00	
1,300.00	
481.00	
241.40	
139.09	
91.84	
22.40	
265.60	
425.10	
441.58	
40.00	
957.20	
1,443.00	
27.65	
164.60	
109.50	
35.00	
1,556.00	7,740.96
70.00	
159.90	
1,300.00	
173.70	
243.20	
41.00	
280.00	
50.00	
211.19	
20.00	
90.00	

	138.35
	45.00
	962.00
	250.00
	30.48
	1,676.00
	1,300.00
	179.20
	311.86
	372.36
1,000.00	1,000.00
	50.00
	261.00
	300.00
	60.00
	758.40
	483.00
	5.00
	225.00
	282.80
	27.53
	290.96
	602.07
	5.00
	30.63
	50.00
	20.65
	129.95
	962.00
	212.00
	15.80
	739.50
	100.00

17.70	
1,516.00	
20.00	
108.90	
1,300.00	
22.61	
367.20	
650.00	
261.00	
14.75	
100.00	
962.00	
22.62	
650.00	
10.00	
20.00	
357.80	
286.21	
155.00	
112.23	
894.33	
70.58	
9.83	
1,506.00	7,901.06
1,300.00	
962.00	
2.00	
28.20	
703.60	
461.10	
10.00	
159.90	
37.36	

	425.10	
	1,255.00	
	37.36	
	69.80	
	308.90	
	29.49	
	63.20	
	261.00	
	1,369.20	
	40.18	
	27.53	
	69.80	
	132.80	
	187.00	
	232.63	
	159.90	
	37.36	
	250.00	
	158.00	
	2,166.00	10,944.41
	1,300.00	
	79.50	
	14.75	
	193.00	
	289.50	
	58.99	
	600.00	
	64.75	
	159.50	
	24.58	
	47.40	
4,613.00	4,613.00	
	22.62	
	1,266.00	
	1,300.00	
	27.53	



25.00  
184.00  
1,400.00  
25.00  
25.00  
68.82  
38.00  
100.00  
1,443.00  
890.64  
105.00  
37.36  
100.00  
23.00  
425.10  
25.00  
100.00  
12.07  
25.47  
481.00  
25.00  
597.42  
22.61  
25.00  
217.60  
100.00  
116.20  
63.20  
69.80  
34.41  
250.00  
100.00  
238.00

1,266.00	9,653.44
198.50	
10.00	
133.71	
25.00	
122.00	
257.20	
1,300.01	
32.45	
483.00	
15,000.00	
888.20	
193.21	
15.73	
256.90	
135.80	
39.33	
100.00	
103.00	
1,271.00	20,565.04
184.00	
962.00	
63.20	
69.80	
249.50	
3,428.34	
2.00	
24.58	
1,392.74	
27.59	
425.10	
286.40	
482.00	







DATE	CHQ / DD / ETC	DETAILS	BANK	PARISH SUPPORT FUND	DIRECT GIVING	WATER	GAS	ELECTRIC	INSURANCE	ALTER REQUIREMENTS
1/2/2024	DD	British Gas Lite	481.37				481.37			
1/2/2024	DD	Ecclesiastical	364.53						243.02	
1/8/2024	OL	A Walters-Girout	312.67							
1/8/2024	OL	M Mendoza	100.00							
1/11/2024	DD	SLCF	833.33							
1/15/2024	DD	London Borough of Bexley	641.75							
1/15/2024	DD	SLCF	2,358.75	2,358.75						
1/15/2024	DD	British Gas Lite	911.60							
1/15/2024	DD	British Gas	51.71							
1/16/2024	TRAN	Transfer Boiler Fund end December	744.81							
1/17/2024		Returned cheque	17.00							
1/17/2024	OL	Mrs C Hills	100.00							
1/17/2024	OL	North Kent Heating	420.00							
1/18/2024	DD	Phoenix Business	101.08							
1/23/2024	DD	British Gas Business	55.83					55.83		
1/23/2024	DD	British Gas Business	60.44					60.44		
1/23/2024	DD	British Gas Business	594.32							
1/23/2024	5542	Mrs L Allen	22.76							
2/1/2024	DD	Ecclesiastical	364.53						243.02	
2/1/2024	DD	CF Corporate Finance	183.60							
2/5/2024	OL	A Walters-Girout	339.21							
2/5/2024	OL	F Eastwood	525.00							
2/5/2024	DD	British Gas	262.53				262.53			
2/7/2024	OL	M Isom	107.87							
2/7/2024	OL	S George	14.23							
2/7/2024	OL	S George	12.68							
2/7/2024	OL	M Isom	310.00							
2/7/2024	OL	Cussens Electrical Services	292.80							
2/8/2024	OL	SLCF	833.33							
2/8/2024	OL	Cussens Electrical Services	262.80							

2/9/2024 OL	Cussens Electrical Services	489.60		
2/12/2024 OL	Cussens Electrical Services	426.00		
2/12/2024 OL	Cussens Electrical Services	61.20		
2/12/2024 OL	Martin Vitera Ltd	128.91		
2/15/2024 DD	British Gas	51.71		
2/15/2024 DD	SLCF	2,358.75	2,358.75	
2/15/2024 DD	British Gas	1,385.02		
2/15/2024 OL	Cussens Electrical Services	679.58		
2/15/2024 OL	R Cussens	100.00		
2/15/2024 OL	Cussens Electrical Services	541.64		
2/15/2024 OL	Cussens Electrical Services	692.40		
2/20/2024 DD	Phoenix Business	148.65		
2/22/2024 DD	British Gas	70.84		70.84
2/22/2024 DD	British Gas	56.21		56.21
2/22/2024 DD	British Gas	738.92		
2/27/2024 DD	Castle Water Ltd	217.95		
3/1/2024 DD	Ecclesiastical	364.53		243.02
3/1/2024 OL	A Walters-Girout	320.99		
3/1/2024 OL	F Eastwood	633.00		
3/1/2024 OL	PPL & PRS Ltd	88.75		
3/1/2024 OL	S C Tattan	100.00		
3/1/2024 OL	Lee Weston	185.00		
3/7/2024 DD	SCLF	833.33		
3/7/2024 DD	British Gas	648.93	648.93	
3/15/2024 OL	C Port	263.17		
3/15/2024 OL	M Isom	87.99		
3/15/2024 OL	R Collins	50.50		
3/15/2024 OL	Cussens Electrical Services	356.40		
3/15/2024 OL	Martin Vitera Ltd	117.11		
3/15/2024 OL	C Port	11.71		
3/15/2024 OL	C S Thurbi	100.00		
3/15/2024 OL	British Gas	54.12		
3/15/2024 OL	SLCF	2,358.75	2,358.75	

3/15/2024 OL	British Gas	821.22			
3/20/2024 DD	Phoenix Business	37.86			
3/22/2024 DD	British Gas	52.78		52.78	
3/22/2024 DD	British Gas	77.40		77.40	
3/22/2024 DD	British Gas	451.12			
4/2/2024 DD	Ecclesiastical	364.53			243.02
4/2/2024 OL	A Walters-Girout	397.43			
4/2/2024 OL	HMRC	9.60			
4/2/2024 OL	J Hall	45.00			
4/2/2024 OL	R Dykes	56.32			
4/5/2024 DD	British Gas	299.82	299.82		
4/11/2024 DD	SLCF	833.33			
4/15/2024 OL	F Eastwood	907.70			
4/15/2024 OL	W Larkins Ltd	75.00			
4/15/2024 OL	British Gas	54.00			
4/15/2024 OL	SLCF	2,358.75	2,358.75		
4/15/2024 OL	London Borough of Bexley	694.91			
4/19/2024 OL	G Hobbs	35.00			
4/22/2024 DD	Phoenix Business	84.60			
4/23/2024 DD	British Gas	43.90		43.90	
4/23/2024 DD	British Gas	57.76		57.76	
4/23/2024 DD	British Gas	491.94			
4/25/2024 OL	C Port	29.99			
4/25/2024 OL	P Lillie	87.99			
4/30/2024 OL	C Port	20.00			
4/30/2024 OL	N Isom	20.00			
4/30/2024 OL	N Nicholls	500.00			
4/30/2024 OL	E Seers	168.00			
4/30/2024 OL	A Walters-Girout	349.08			
5/1/2024 DD	Ecclesiastical	364.53			243.02
5/1/2024 DD	CF Corporate Finance	183.60			
5/2/2024	5545 UNICEF UK	53.00			
5/7/2024 Trans	Boiler Fund Jan-March	660.81			

5/7/2024	OL	F Eastwood	395.00		
5/7/2024	OL	Martin Vitera Ltd	74.21		
5/7/2024	OL	C Port	35.36		
5/7/2024	DD	British Gas Lite	199.55	199.55	
5/9/2024	5544	Crisis	135.97		
5/13/2024	DD	Daisy Comms	52.21		
5/14/2024	OL	E Seers	24.00		24.00
5/14/2024	OL	S George	18.38		
5/14/2024	OL	C Port	30.00		
5/14/2024	OL	N Adams	165.00		
5/15/2024	DD	British Gas	54.00		
5/15/2024	DD	SLCF	2,358.75	2,358.75	
5/15/2024	DD	SLCF	833.33		
5/16/2024	DD	British Gas Lite	1,916.31		
5/17/2024	DD	Castle Water Ltd	23.20		
5/22/2024	DD	British Gas	37.03	37.03	
5/22/2024	DD	British Gas	38.58	38.58	
5/22/2024	DD	British Gas	334.86		
5/22/2024	5546	Church Army	25.00		
5/24/2024	OL	C Port	94.39		
5/24/2024	OL	Cussens Electrical Services	183.60		
5/24/2024	OL	N Nicholls	732.19		
5/29/2024	OL	Charles Farris Ltd	152.84		152.84
5/29/2024	OL	A Walters-Girout	364.03		
6/3/2024	5543	Bishop's Lent Fund	74.10		
6/3/2024	OL	S Mills	76.00		
6/3/2024	OL	A Dykes	51.99		
6/3/2024	DD	Ecclesiastical	364.53	243.02	
6/7/2024	5547	Fun Day Floats	360.00		
6/10/2024	OL	F Eastwood	420.00		
6/10/2024	OL	L Weston	50.00		
6/14/2024	DD	SLCF	2,358.75	2,358.75	
6/17/2024	DD	British Gas	54.00		

6/17/2024 DD	British Gas	297.85			
6/17/2024 DD	London Borough of Bexley	576.00			
6/18/2024 DD	Castle Water Ltd	53.98			
6/20/2024 DD	Phoenix Business	170.16			
6/21/2024 DD	SLCF	833.33			
6/21/2024 OL	A Bradbury	180.00			
6/21/2024 OL	C Port	106.96			
6/21/2024 OL	Cussens Electrical Services	216.00			
6/21/2024 OL	Martin Vitera Ltd	185.97			
6/24/2024 DD	British Gas	56.55		56.55	
6/24/2024 DD	British Gas	33.47		33.47	
6/24/2024 DD	British Gas	280.89			
7/1/2024 OL	R Dykes	325.57			
7/1/2024 OL	C Port	9.98			
7/1/2024 OL	A Walters-Girout	349.08			
7/1/2024 OL	HMRC	18.60			
7/1/2024 Trans	Boiler Fund May	700.63			
7/1/2024 Trans	Boiler Fund April	393.35			
7/1/2024 DD	Ecclesiastical	364.53			243.02
7/11/2024 Trans	Boiler Fund June	90.00			
7/11/2024 OL	F Eastwood	525.00			
7/11/2024 OL	Bradleys Accountants Ltd	195.00			
7/11/2024 OL	Charles Farris Ltd	199.86			199.86
7/11/2024 OL	Charles Farris Ltd	147.83			147.83
7/12/2024 DD	SLCF	833.33			
7/15/2024 DD	British Gas	214.35			
7/15/2024 DD	British Gas	54.00			
7/15/2024 DD	London Borough of Bexley	694.91			
7/15/2024 DD	SLCF	2,358.75	2,358.75		
7/16/2024 DD	Castle Water Ltd	53.48			
7/22/2024 DD	Phoenix Business	79.16			
7/23/2024 DD	British Gas	260.77		260.77	
7/23/2024 DD	British Gas	25.83			25.83

7/23/2024 DD	British Gas	44.68		44.68
7/23/2024 DD	British Gas	188.60		
7/24/2024 OL	A Walters-Girout	361.92		
7/24/2024 OL	N Adams	250.00		
7/24/2024 OL	S George	7.00		
7/24/2024 OL	HMRC	10.80		
8/1/2024 DD	Ecclesiastical	364.53		243.02
8/1/2024 DD	CF Corporate Finance	183.60		
8/5/2024 OL	F Eastwood	420.00		
8/5/2024 OL	St John Ambulance	205.92		
8/5/2024 OL	Signs of Cheshire	24.96		
8/5/2024 OL	Martin Vitera Ltd	122.60		
8/5/2024 OL	CCLI	801.23		801.23
8/5/2024 OL	SLCF & SDBF	248.00		
8/7/2024 OL	STFC Renovations Ltd	1,000.00		
8/7/2024 DD	British Gas	12.52		12.52
8/7/2024 DD	British Gas	23.68		23.68
8/7/2024 DD	British Gas	74.86		
8/14/2024 OL	N Adams	100.00		
8/15/2024 DD	SLCF	2,358.75	2,358.75	
8/15/2024 DD	British Gas	54.00		
8/19/2024 DD	Castle Water Ltd	53.98		
8/20/2024 DD	SLCF	833.33		
8/20/2024 DD	Phoenix Business	163.33		
8/22/2024 DD	British Gas	12.51		12.51
8/22/2024 DD	British Gas	21.36		21.36
8/22/2024 DD	British Gas	59.07		
8/27/2024 OL	N Adams	411.80		
8/27/2024 OL	A Walters-Girout	248.54		
8/28/2024 OL	STFC Renovations Ltd	3,613.00		
8/28/2024 OL	F Eastwood	415.00		
9/2/2024 DD	Ecclesiastical	364.53		243.02
9/4/2024 OL	London Borough of Bexley	100.00		

9/5/2024 DD	British Gas	36.82		36.82	
9/5/2024 DD	IOC	35.00			17.50
9/13/2024 DD	SLCF	2,358.75	2,358.75		
9/13/2024 OL	A Walters-Girout	317.66			
9/13/2024 OL	S George	20.09			
9/16/2024 DD	British Gas	54.00			
9/17/2024 DD	Castle Water Ltd	53.98			
9/20/2024 DD	Phoenix Business	41.63			
9/24/2024 DD	SLCF	833.33			
9/24/2024 DD	British Gas	26.01		26.01	
9/24/2024 DD	British Gas	41.25		41.25	
9/24/2024 DD	British Gas	130.48			
9/30/2024 OL	Sevenoaks District Council	20.00			
9/30/2024 OL	M Franklin	106.74			
10/4/2024 DD	Ecclesiastical	364.53			243.02
10/10/2024 OL	F Eastwood	525.00			
10/10/2024 OL	C Port	34.18			
10/10/2024 OL	A Walters-Girout	352.16			
10/10/2024 OL	S George	35.96			
10/10/2024 OL	J Port	60.00			
10/15/2024 DD	London Borough of Bexley	694.91			
10/15/2024 DD	British Gas	54.00			
10/15/2024 DD	SLCF	2,358.75	2,358.75		
10/16/2024 DD	Castle Water Ltd	53.48			
10/16/2024 DD	SLCF	833.33			
10/16/2024 OL	M Mendoza	12.21			
10/16/2024 OL	Martin Vitera Ltd	108.27			
10/16/2024 OL	N Nicholls	447.87			
10/16/2024 OL	M Covill	25.00			
10/21/2024 DD	Phoenix Business	92.67			
10/22/2024 DD	British Gas	30.83		30.83	
10/22/2024 DD	British Gas	64.69		64.69	
10/31/2024 OL	Dan Fee Heating	2,100.00			

10/31/2024 OL	Viking	365.56		
10/31/2024 OL	H Culling	100.00		
11/1/2024 DD	Ecclesiastical	373.79		249.19
11/1/2024 DD	CF Corporate Finance	183.60		
11/1/2024 5548	Cash	480.00		
11/4/2024 OL	F Eastwood	420.00		
11/4/2024 OL	M Mendoza	34.66		
11/4/2024 OL	J O'Connell	100.00		
11/5/2024 DD	British Gas	132.04	132.04	
11/7/2024 DD	SLCF	833.33		
11/11/2024 OL	A Walters-Girout	325.00		
11/11/2024 OL	S George	3.75		
11/11/2024 OL	P Davies	46.96		
11/15/2024 DD	British Gas	54.00		
11/15/2024 DD	British Gas	375.66		
11/15/2024 DD	SLCF	2,358.75	2,358.75	
11/19/2024 DD	Castle Water Ltd	21.88		
11/20/2024 DD	Phoenix Business	125.11		
11/22/2024 DD	British Gas	44.28		44.28
11/22/2024 DD	British Gas	67.37		67.37
11/22/2024 DD	British Gas	35.41		
11/26/2024 Trans	Legacy	15,000.00		
11/26/2024 OL	M Hopkins	200.00		
11/26/2024 OL	S George	36.96		
11/26/2024 OL	F Eastwood	525.00		
11/26/2024 OL	C Port	23.99		
11/26/2024 OL	C Crane	100.00		
11/26/2024 OL	A Walters-Girout	18.61		
11/26/2024 OL	S George	12.25		
11/26/2024 OL	M Franklin	57.00		
12/2/2024 DD	Ecclesiastical	373.82		249.21
12/2/2024 DD	CF Corporate Finance	48.00		
12/6/2024 DD	Britiah Gas	259.47	259.47	

12/6/2024 OL	A Walters-Girout	365.92			
12/6/2024 OL	M Bailey	56.87			
12/6/2024 OL	Greenwich & Bexley Hospice	900.00		900.00	
12/6/2024 OL	Brain Tumour Research	900.00		900.00	
12/6/2024 OL	HMRC	6.80			
12/6/2024 OL	Bradleys Accountants Ltd	180.00			
12/6/2024 OL	GC Fire Protection	689.05			
12/6/2024 OL	Martin Vitera Ltd	111.90			
12/6/2024 OL	Charles Farris Ltd	404.15			404.15
12/9/2024 OL	Ecclesiastical	771.74			
12/12/2024 DD	SLCF	833.33			
12/13/2024 DD	SLCF	2,358.75	2,358.75		
12/16/2024 DD	British Gas	54.00			
12/16/2024 DD	British Gas	873.30			
12/17/2024 DD	Castle Water Ltd	50.27			
12/18/2024 DD	Phoenix Business	330.42			
12/23/2025 OL	S George	46.99			
12/23/2025 OL	C Port	13.67			
12/23/2025 OL	Cussens Electrical Services	61.20			
12/23/2025 OL	M Mendoza	203.00			
12/23/2025 OL	Wasteless Community	100.00			
12/23/2025 OL	K Powell	100.00			
12/24/2025 DD	British Gas	55.07		55.07	
12/24/2025 DD	British Gas	65.07		65.07	
12/24/2025 DD	British Gas	399.47			
12/30/2025 Bank	Bank error paying in correction	151.10			
12/30/2025 Trans	Boiler Fund July-Nov	3,413.78			
12/31/2025 OL	F Eastwood	1,020.00			
12/31/2025 OL	N Nicholls	733.63			
12/31/2025 OL	Cussens Electrical Services	380.40			
12/31/2025 OL	Cussens Electrical Services	1,527.18			
12/31/2025 OL	SLCF & SDBF	124.00			
12/31/2025 Trans	Boiler Fund - I John Legacy	500.00			

126,456.48	28,305.00	1,800.00	-	2,581.30	1,175.94	3,747.33	928.68
------------	-----------	----------	---	----------	----------	----------	--------

108,195.44

PHOTOCOPIER / COMPUTER	ORGAN / ORGANIST / CHOIR	LIT BOOKS / STATIONERY	BOILER FUND	MAGAZINE	TRAINING	CLERGY EXPENSES / VICARAGE DÉCOR	REPAIRS / MAINTENANCE	IN / OUT	DIOCESAN FEES	PILGRIM CHURCH	MESSY CHURCH	SUNDRIES / FLOWERS
---------------------------	--------------------------------	---------------------------	-------------	----------	----------	---	--------------------------	----------	------------------	-------------------	-----------------	-----------------------

833.33

17.00

420.00

71.08

30.00

183.60

525.00

14.23

12.68

310.00

292.80

833.33



7.86

30.00

45.00

907.70

833.33

75.00

54.60

30.00

29.99

87.99


20.00

500.00

20.00

183.60

53.00



140.16

833.33

30.00

108.00

106.96

9.98

525.00

833.33

49.16

30.00

183.60

420.00

125.00

7.00

24.96

248.00

50.00

133.33

833.33

30.00

411.80

415.00

100.00

11.63

833.33

30.00

20.09

525.00

34.18

35.96

60.00

833.33

12.21

83.04


127.41

237.42

62.67

30.00





2,139.00	6,730.70	539.93	9,999.96	381.99	-	1,714.21	4,749.93	288.07	372.00	572.20	404.11	632.84
----------	----------	--------	----------	--------	---	----------	----------	--------	--------	--------	--------	--------

SOCIAL REFRESHMENTS	WATER	GAS	ELECTRIC	BINS	INSURANCE / SUNDRIES	HALL REFUND	HALL REPAIRS / MAINTENANCE	CLEANING & MATERIALS	COM FUN DAY	CHRISTMAS FAYRE	TO SAVINGS A/C	DRYDEN ROAD
------------------------	-------	-----	----------	------	-------------------------	-------------	-------------------------------	-------------------------	----------------	--------------------	-------------------	----------------

121.51

312.67

100.00

641.75

911.60

51.71

744.81

100.00

594.32


22.76

121.51

339.21

107.87

262.80



821.22

451.12

121.51

397.43

9.60

56.32

54.00

694.91

35.00


491.94


168.00


349.08


121.51


660.81














130.63	582.20	6,795.31	3,879.94	2,726.48	1,481.81	1,103.00	9,210.02	5,692.07	1,827.56	945.61	21,503.38	3,515.28
--------	--------	----------	----------	----------	----------	----------	----------	----------	----------	--------	-----------	----------



SUB TOTAL
-----------

481.37  
364.53  
312.67  
100.00  
833.33  
641.75  
2,358.75  
911.60  
51.71  
744.81  
17.00  
100.00  
420.00  
101.08  
55.83  
60.44  
594.32  
22.76  
364.53  
183.60  
339.21  
525.00  
262.53  
107.87  
14.23  
12.68  
310.00  
292.80  
833.33  
262.80

489.60  
426.00  
61.20  
128.91  
51.71  
2,358.75  
1,385.02  
679.58  
100.00  
541.64  
692.40  
148.65  
70.84  
56.21  
738.92  
217.95  
364.53  
320.99  
633.00  
88.75  
100.00  
185.00  
833.33  
648.93  
263.17  
87.99  
50.50  
356.40  
117.11  
11.71  
100.00  
54.12  
2,358.75

821.22  
37.86  
52.78  
77.40  
451.12  
364.53  
397.43  
9.60  
45.00  
56.32  
299.82  
833.33  
907.70  
75.00  
54.00  
2,358.75  
694.91  
35.00  
84.60  
43.90  
57.76  
491.94  
29.99  
87.99  
20.00  
20.00  
500.00  
168.00  
349.08  
364.53  
183.60  
53.00  
660.81

395.00  
74.21  
35.36  
199.55  
135.97  
52.21  
24.00  
18.38  
30.00  
165.00  
54.00  
2,358.75  
833.33  
1,916.31  
23.20  
37.03  
38.58  
334.86  
25.00  
94.39  
183.60  
732.19  
152.84  
364.03  
74.10  
76.00  
51.99  
364.53  
360.00  
420.00  
50.00  
2,358.75  
54.00

297.85  
576.00  
53.98  
170.16  
833.33  
180.00  
106.96  
216.00  
185.97  
56.55  
33.47  
280.89  
325.57  
9.98  
349.08  
18.60  
700.63  
393.35  
364.53  
90.00  
525.00  
195.00  
199.86  
147.83  
833.33  
214.35  
54.00  
694.91  
2,358.75  
53.48  
79.16  
260.77  
25.83

44.68  
188.60  
361.92  
250.00  
7.00  
10.80  
364.53  
183.60  
420.00  
205.92  
24.96  
122.60  
801.23  
248.00  
1,000.00  
12.52  
23.68  
74.86  
100.00  
2,358.75  
54.00  
53.98  
833.33  
163.33  
12.51  
21.36  
59.07  
411.80  
248.54  
3,613.00  
415.00  
364.53  
100.00

36.82  
35.00  
2,358.75  
317.66  
20.09  
54.00  
53.98  
41.63  
833.33  
26.01  
41.25  
130.48  
20.00  
106.74  
364.53  
525.00  
34.18  
352.16  
35.96  
60.00  
694.91  
54.00  
2,358.75  
53.48  
833.33  
12.21  
108.27  
447.87  
25.00  
92.67  
30.83  
64.69  
2,100.00

365.56  
100.00  
373.79  
183.60  
480.00  
420.00  
34.66  
100.00  
132.04  
833.33  
325.00  
3.75  
46.96  
54.00  
375.66  
2,358.75  
21.88  
125.11  
44.28  
67.37  
35.41  
15,000.00  
200.00  
36.96  
525.00  
23.99  
100.00  
18.61  
12.25  
57.00  
373.82  
48.00  
259.47

365.92  
56.87  
900.00  
900.00  
6.80  
180.00  
689.05  
111.90  
404.15  
771.74  
833.33  
2,358.75  
54.00  
873.30  
50.27  
330.42  
46.99  
13.67  
61.20  
203.00  
100.00  
100.00  
55.07  
65.07  
399.47  
151.10  
3,413.78  
1,020.00  
733.63  
380.40  
1,527.18  
124.00  
500.00



**ST MARY THE VIRGIN WELLING**  
**ACCOUNTS FOR FINANCIAL YEAR ENDING 31/12/2024**

**COMMUNITY ACCOUNT BALANCE**

Opening Balance	6157
Add Income	123137
Less Expenses	126456
Closing Balance	2838

**BUSINESS ACCOUNT BALANCE**

Opening Balance	77221
Less Transfer to Community Account	11613
Plus Transfer from Community Account	21503
Bank Interest	1137
Closing Balance	88248

<b>TOTAL CLOSING FUNDS</b>	<b>91086</b>
----------------------------	--------------

Breakdown of Charitable Giving		Breakdown of money In and Out	
Greenwich & Bexley Hospice	900	Unicef UK	53.00
Brain Tumour Research	900	Crisis	135.97
		Church Army	25.00
		Bishop's Lent Fund	74.10
<b>Total</b>	<b>1800</b>	<b>Total</b>	<b>288.07</b>

Treasurer


Ruth Dykes



Independent Examiner

Nicholas Isom

Date

  
 20/02/25

In connection with my examination, no matters have come to my attention;

1. which give me reasonable cause to believe that in any material respect the requirements to keep accounting records in accordance with s.130 of 2011 Act; or to prepare accounts which accord with these accounting records have not been met;
2. to which in my opinion, attention, should be drawn in order to enable a proper understanding of the accounts to be reached.