

Janet Dickson Art Foundation

Shipping Brow Gallery

Financial Year Ending 30 September 2024

Income for the Year

Grant Income	£	
Maryport TC		10000
Cumberland Council		1000
CCF Bedrock		5000
UK SPF		23121
CCF Spark		<u>5000</u>
		<u>£44121</u>
Donations and Subscriptions		£ 8697
Sales and Admissions		£28418
Total Income		£81236

Expenses

Total Expenses for the year	£51510
Surplus to the Y/E 30/09/24	£29726

Committed expenditure

The surplus for the years is very healthy, however the majority (approximately 90%) of this surplus is committed to the delivery of the UKSPF project. (See Kerri's email)

In summary the gallery has just about broken even for the year!

Action:

- For the trustees to review the full Income and Expenditure spreadsheet.
- For the trustees to review the draft CC16a Charity Commission Receipts and payments submission
- For the trustees to have a 3rd party look the financial records of the gallery to meet charity commission requirements (this does not have to be an accountant just some one who understand financial record keeping, Norman?)
- For the trustees to record that the 2023/24 finances have been reviewed

Attachments:

Income and Expenditure Spreadsheet

Draft CC16a

UKSPF Projected Spend

Tips on Using this Spreadsheet

Do NOT use if you are VAT registered.

Do NOT key in to blue cells which are formulae.

Sales

Enter sales invoices in tab "sales".

Initially just enter the sales value.

When you are paid and it has cleared the bank enter this in "Bank receipt".

Expenses

Enter invoices / expense claims into tab "expenses".

Initially just enter the invoice value.

When something clears the bank, enter this in "Paid Bank".

Enter bank charges and interest in "Invoice Value" column.

Then also enter them in "Paid Bank"

Bank Statement

I recommend only entering cleared receipts direct from your statements.

I recommend only entering cleared payments direct from your statements.

Then Closing Balance in cell B19 of tab "summ" will exactly equal the latest statement balance at

all times.

Summary of Sales, Expenses and Bank

Sales

Sales Value	Sales Banked	Other Receipts	Sales Owing
52673.95	28418.95	52818.00	0.00

Expenses

	Bank	To Pay	Advertising / PR	Commissin to Artist	Mgt Fee	Premises	Equipment	Insurance	Misc	Legal & Professional	Stipend	Utilities	Stock	Rent	Repairs	Stationery & Office	Subscriptions	Telephon e & internet	Travel & subs
£	51,510.70	0.00	977.43	9566.80	6801.00	3573.26	4107.60	492.89	1747.77	169.00	10000.00	4371.45	790.00	3898.66	949.17	197.98	656.69	331.00	2880.00

Bank Balance

Opening	-
Receipts	81,236.95
Payments	- 51,510.70
Closing	29,726.25


Savings


Combined Balanc	29726.25			Current	Dep	Balance		Current	Dep	Balance
		Oct					Apr			
		Nov					May			
		Dec					Jun			
		Jan					Jul			
		Feb					Aug	2207.11	33623.28	35830.39
		Mar					Sep	3102.97	26623.28	29726.25

0.000.00

0.00Closing Balan0.00

Client						
Year ended						
Sales						
Total			53673.95	28418.95	52818.00	24255.00
Check zero			52818.00			
Date of invoice	Customer	Ref	Sales Value/ Takings	Sales Receipts/ Takings	Other Cash Received	Sales Invoice Owing
						Notes
8/25/2023	Dobies Charity		500.00		500.00	Donation Dobies Charity
9/6/2023	Rathbone Hadfield Ch	1	2500.00		2500.00	The Hadfield Charity
3/29/2023	Money?	2	5000.00		5000.00	TRF
11/15/2023	Edwena McGuire	3	20.00		20.00	Membership
20/1/23	Ki Jones	4	30.00		30.00	Membership
11/21/2023	Sales	5	440.42	440.42		0.00
11/23/2023	Sales		213.33	213.33		0.00
11/24/2023	Sales		213.33	213.33		0.00
11/28/2023	Sales		260.00	260.00		0.00
11/28/2023	Sales		709.78	709.78		0.00
11/30/2023	Sales		29.49	29.49		0.00
12/1/2023	Sales		532.84	532.84		0.00
12/5/2023			289.00	289.00		0.00
12/6/2023			64.89	64.89		0.00
12/7/2023			9.83	9.83		0.00
12/8/2023			35.39	35.39		0.00
12/8/2023			34.41	34.41		0.00
12/11/2023			119.94	119.94		0.00
12/14/2023			17.69	17.69		0.00
12/14/2023			30.00		30.00	Membership
12/15/2023			58.98	58.98		0.00
12/18/2023			393.23	393.23		0.00
12/20/2023			925.20	925.20		0.00
12/21/2023			9.83	9.83		0.00
12/21/2023			56.04	56.04		0.00
12/27/2023			660.63	660.63		0.00
1/4/2024	Pointe CD and CM		30.00		30.00	Membership
1/10/2024			196.62	196.62		0.00
1/11/2024			7.86	7.86		0.00
1/12/2024			39.32	39.32		0.00
1/15/2024	Wyatt		20.00		20.00	
1/16/2024			138.60	138.60		0.00
1/18/2024	CSH??		780.00	780.00		0.00
1/18/2024			7.86	7.86		0.00
1/22/2024			37.35	37.35		0.00
1/22/2024	Michells Auction Co		206.00	206.00		0.00
1/29/2024			55.05	55.05		0.00
1/30/2024	Val Winter		20.00		20.00	
1/30/2024	Wyat LJ		35.00		35.00	
2/1/2024			3.93	3.93		0.00
2/2/2024			7.86	7.86		0.00
2/5/2024			36.37	36.37		0.00
2/8/2024			7.86	7.86		0.00
2/9/2024			14.75	14.75		0.00
2/12/2024			314.59	314.59		0.00
2/13/2024	Cumberland Council		1000.00		1000.00	
2/15/2024			7.86	7.86		0.00
2/16/2024			9.83	9.83		0.00
2/20/2024			510.00	510.00		0.00
2/20/2024			77.65	77.65		0.00
2/22/2024			45.21	45.21		0.00
2/23/2024			24.58	24.58		0.00
2/26/2024	M Bowman		30.00		30.00	
2/26/2024			68.79	68.79		0.00
2/29/2024			1020.00	1020.00		0.00
3/1/2024			6.88	6.88		0.00
3/5/2024			130.75	130.75		0.00
3/7/2024			43.25	43.25		0.00
3/8/2024			28.50	28.50		0.00
3/11/2024			163.20	163.20		0.00
3/11/2024	M Bowman		325.00		325.00	
3/14/2024			28.51	28.51		0.00
3/15/2024			1565.00	1565.00		0.00
3/15/2024			298.86	298.86		0.00
3/15/2024	Howard Gruber		10.00	10.00		0.00
3/18/2024	Simmons JC		20.00		20.00	
3/18/2024			145.01	145.01		0.00
3/21/2024			9.83	9.83		0.00
3/22/2024			739.79	739.79		0.00
3/26/2024			82.07	82.07		0.00
3/28/2024			19.65	19.65		0.00
3/28/2024	Cumbria Community Foundatio		5000.00		5000.00	
4/3/2024			152.85	152.85		0.00
4/4/2024			60.94	60.94		0.00
4/5/2024			33.42	33.42		0.00
4/9/2024			99.26	99.26		0.00
4/11/2024			390.00	390.00		0.00
4/11/2024			19.66	19.66		0.00
4/11/2024			12.78	12.78		0.00
4/12/2024	Slater C		20.00		20.00	
4/12/2024			94.36	94.36		0.00
4/15/2024			779.60	779.60		0.00
4/22/2024			576.09	576.09		0.00
4/23/2024			19.66	19.66		0.00
4/25/2024			222.18	222.18		0.00
4/26/2024			264.45	264.45		0.00
4/28/2024			217.25	217.25		0.00
5/2/2024			58.00	58.00		0.00
5/3/2024			24.58	24.58		0.00
5/7/2024			368.63	368.63		0.00
5/9/2024			9.83	9.83		0.00
5/10/2024			181.87	181.87		0.00
5/13/2024			207.43	207.43		0.00
5/14/2024			14.75	14.75		0.00
5/16/2024			9.83	9.83		0.00
5/17/2024			209.39	209.39		0.00
5/20/2024			92.41	92.41		0.00
5/23/2024			7.86	7.86		0.00
5/24/2024			7.86	7.86		0.00
5/28/2024			90.44	90.44		0.00
5/30/2024			3.93	3.93		0.00
5/31/2024			500.00	500.00		0.00
5/31/2024			75.69	75.69		0.00
6/3/2024			179.91	179.91		0.00
6/6/2024			24.58	24.58		0.00
6/7/2024			59.96	59.96		0.00
6/10/2024			87.50	87.50		0.00
6/12/2024	Mayport TC		10000.00		10000.00	
6/13/2024			24.58	24.58		0.00
6/13/2024	Marter Christo??		150.00	150.00		0.00 Sales or Donation
6/14/2024			161.23	161.23		0.00
6/17/2024			102.73	102.73		0.00
6/19/2024			73.73	73.73		0.00
6/20/2024			98.31	98.31		0.00
6/21/2024			39.33	39.33		0.00
6/21/2024	The Good Shepherd		150.00	150.00		0.00 Sales or Donation?
6/24/2024			1009.62	1009.62		0.00
6/27/2024			600.00	600.00		0.00
6/27/2024			18.68	18.68		0.00
7/2/2024			101.26	101.26		0.00
7/4/2024			7.86	7.86		0.00
7/8/2024			130.75	130.75		0.00
7/11/2024			78.63	78.63		0.00
7/16/2024			674.39	674.39		0.00
7/17/2024			85.53	85.53		0.00
7/18/2024			37.35	37.35		0.00
7/19/2024			15.72	15.72		0.00
7/22/2024			232.00	232.00		0.00
7/23/2024			385.00	385.00		0.00
7/25/2024			109.11	109.11		0.00
7/29/2024			118.94	118.94		0.00
7/30/2024	Cumberland Council				23121.00	
7/31/2024	Mayport Harbour			68.82	282.00	
8/1/2024			68.82	68.82		0.00
8/2/2024			23.59	23.59		0.00
8/6/2024			696.03	696.03		0.00
8/7/2024			915.00	915.00		0.00
8/8/2024			330.31	330.31		0.00
8/8/2024	Cumbria CF				5000.00	
8/12/2024			571.17	571.17		0.00
8/12/2024	Chaudri F				30.00	
8/12/2024			491.56	491.56		0.00
8/15/2024			19.66	19.66		0.00
8/16/2024			7.86	7.86		0.00
8/19/2024			29.49	29.49		0.00
8/20/2024	Daniel Petersen				130.00	
8/22/2024	TRF Deposit					
8/22/2024			7.86	7.86		0.00
8/27/2024	TRF					
8/27/2024	TRF Deposit					
8/27/2024			1411.71	1411.71		0.00
8/29/2024			152.37	152.37		0.00
9/3/2024			196.61	196.61		0.00
9/5/2024			550.00	550.00		0.00
9/5/2024			20.64	20.64		0.00
9/9/2024			208.40	208.40		0.00
9/12/2024			4.92	4.92		0.00
9/13/2024			58.99	58.99		0.00
9/13/2024	Totti Lowther??		385.00	385.00		0.00
9/16/2024			128.78	128.78		0.00
9/19/2024			24.58	24.58		0.00
9/4/2024	TRF?					
9/3/2024	TRF?					
9/16/2024						
9/27/2024						
9/23/2024			160.24	160.24		0.00
9/26/2024			49.15	49.15		0.00
9/27/2024			56.03	56.03		0.00





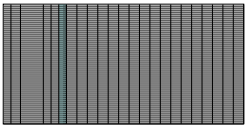




Table 1: Summary of Data									
Table 2: Detailed Data									
Table 3: Additional Data									
Table 4: Final Data									
Table 5: Summary of Results									
Table 6: Conclusions									
Table 7: Acknowledgments									
Table 8: References									
Table 9: Appendix A									
Table 10: Appendix B									
Table 11: Appendix C									
Table 12: Appendix D									
Table 13: Appendix E									
Table 14: Appendix F									
Table 15: Appendix G									
Table 16: Appendix H									
Table 17: Appendix I									
Table 18: Appendix J									
Table 19: Appendix K									
Table 20: Appendix L									
Table 21: Appendix M									
Table 22: Appendix N									
Table 23: Appendix O									
Table 24: Appendix P									
Table 25: Appendix Q									
Table 26: Appendix R									
Table 27: Appendix S									
Table 28: Appendix T									
Table 29: Appendix U									
Table 30: Appendix V									
Table 31: Appendix W									
Table 32: Appendix X									
Table 33: Appendix Y									
Table 34: Appendix Z									
Table 35: Appendix AA									
Table 36: Appendix AB									
Table 37: Appendix AC									
Table 38: Appendix AD									
Table 39: Appendix AE									
Table 40: Appendix AF									
Table 41: Appendix AG									
Table 42: Appendix AH									
Table 43: Appendix AI									
Table 44: Appendix AJ									
Table 45: Appendix AK									
Table 46: Appendix AL									
Table 47: Appendix AM									
Table 48: Appendix AN									
Table 49: Appendix AO									
Table 50: Appendix AP									
Table 51: Appendix AQ									
Table 52: Appendix AR									
Table 53: Appendix AS									
Table 54: Appendix AT									
Table 55: Appendix AU									
Table 56: Appendix AV									
Table 57: Appendix AW									
Table 58: Appendix AX									
Table 59: Appendix AY									
Table 60: Appendix AZ									
Table 61: Appendix BA									
Table 62: Appendix BB									
Table 63: Appendix BC									
Table 64: Appendix BD									
Table 65: Appendix BE									
Table 66: Appendix BF									
Table 67: Appendix BG									
Table 68: Appendix BH									
Table 69: Appendix BI									
Table 70: Appendix BJ									
Table 71: Appendix BK									
Table 72: Appendix BL									
Table 73: Appendix BM									
Table 74: Appendix BN									
Table 75: Appendix BO									
Table 76: Appendix BP									
Table 77: Appendix BQ									
Table 78: Appendix BR									
Table 79: Appendix BS									
Table 80: Appendix BT									
Table 81: Appendix BU									
Table 82: Appendix BV									
Table 83: Appendix BW									
Table 84: Appendix BX									
Table 85: Appendix BY									
Table 86: Appendix BZ									
Table 87: Appendix CA									
Table 88: Appendix CB									
Table 89: Appendix CC									
Table 90: Appendix CD									
Table 91: Appendix CE									
Table 92: Appendix CF									
Table 93: Appendix CG									
Table 94: Appendix CH									
Table 95: Appendix CI									
Table 96: Appendix CJ									
Table 97: Appendix CK									
Table 98: Appendix CL									
Table 99: Appendix CM									
Table 100: Appendix CN									
Table 101: Appendix CO									
Table 102: Appendix CP									
Table 103: Appendix CQ									
Table 104: Appendix CR									
Table 105: Appendix CS									
Table 106: Appendix CT									
Table 107: Appendix CU									
Table 108: Appendix CV									
Table 109: Appendix CW									
Table 110: Appendix CX									
Table 111: Appendix CY									
Table 112: Appendix CZ									
Table 113: Appendix DA									
Table 114: Appendix DB									
Table 115: Appendix DC									
Table 116: Appendix DD									
Table 117: Appendix DE									
Table 118: Appendix DF									
Table 119: Appendix DG									
Table 120: Appendix DH									
Table 121: Appendix DI									
Table 122: Appendix DJ									
Table 123: Appendix DK									
Table 124: Appendix DL									
Table 125: Appendix DM									







CHARITY COMMISSION
FOR ENGLAND AND WALES

Charity Name
Janet Dickson Art Foundation Trust

No (if any)

Receipts and payments accounts

CC16a

For the period
from

Period start date
10/1/2023

To

Period end date
9/30/2024

Section A Receipts and payments

	Unrestricted funds	Restricted funds	Endowment funds	Total funds	Last year
	to the nearest £	to the nearest £	to the nearest £	to the nearest £	to the nearest £
A1 Receipts					
Grants and Subscriptions	52,818	-	-	52,818	-
Sales and Admissions	28,418	-	-	28,418	-
	-	-	-	-	-
	-	-	-	-	-
	-	-	-	-	-
	-	-	-	-	-
	-	-	-	-	-
	-	-	-	-	-
Sub total (Gross income for AR)	81,236	-	-	81,236	-
A2 Asset and investment sales, (see table).					
	-	-	-	-	-
	-	-	-	-	-
Sub total	-	-	-	-	-
Total receipts	81,236	-	-	81,236	-
A3 Payments					
Premises	16,433	-	-	16,433	-
Commission to Artists	9,579	-	-	9,579	-
General Expenses	15,498	-	-	15,498	-

Artist in Residence	10,000	-	-	10,000	-
	-	-	-	-	-
	-	-	-	-	-
	-	-	-	-	-
	-	-	-	-	-
	-	-	-	-	-
Sub total	51,510	-	-	51,510	-

A4 Asset and investment purchases, (see table)					
	-	-	-	-	
	-	-	-	-	
Sub total	-	-	-	-	

Total payments	51,510	-	-	51,510	-
-----------------------	---------------	----------	----------	---------------	----------

Net of receipts/(payments)	29,726	-	-	29,726	-
A5 Transfers between funds	-	-	-	-	-
A6 Cash funds last year end	-	-	-	-	-
Cash funds this year end	29,726	-	-	29,726	-

Section B Statement of assets and liabilities at the end of the period

Categories	Details	Unrestricted funds to nearest £	Restricted funds to nearest £	Endowment funds to nearest £
B1 Cash funds	Current A/C	3,102	-	-
	Deposit A/C	26,623	-	-
		-	-	-
	Total cash funds	29,725	-	-
	(agree balances with receipts and payments account (s))	Agreement Error	OK	OK

		Unrestricted funds	Restricted funds	Endowment funds
		to nearest £	to nearest £	to nearest £
B2 Other monetary assets	Details			
		-	-	-
		-	-	-
		-	-	-
		-	-	-
		-	-	-

		Fund to which asset belongs	Cost (optional)	Current value (optional)
B3 Investment assets	Details			
			-	-
			-	-
			-	-
			-	-

		Fund to which asset belongs	Cost (optional)	Current value (optional)
B4 Assets retained for the charity's own use	Details			
			-	-
			-	-
			-	-
			-	-
			-	-
			-	-
			-	-

B5 Liabilities

		-	-
Details	Fund to which liability relates	Amount due (optional)	When due (optional)
		-	
		-	
		-	
		-	
		-	

Signed by one or two trustees on behalf of all the trustees

Signature	Print Name	Date of approval