

JANET DICKSON ART FOUNDATION TRUST

England & Wales · Charity number 1204204

Details

Other names SHIPPING BROW GALLERY

Status Registered

Legal form CIO

Registered 2023-08-03

Register [View on the Charity Commission register](#)

Contact

Address Shipping Brow Gallery
1 Senhouse Street
Maryport
Cumbria
CA15 6AB

Phone 07415921698

Email admin@shippingbrowgallery.co.uk

Website www.shippingbrowgallery.co.uk

Activities

Objects: THE OBJECTS OF THE CIO ARE TO: 3.1 TO ADVANCE PUBLIC EDUCATION IN AND APPRECIATION OF THE ARTS, IN PARTICULAR ARTWORK WHICH HAS RELEVANCE OR IMPORTANCE TO THE AREA OF MARYPORT, THROUGH:3.1.1 THE ESTABLISHMENT AND MAINTENANCE OF AN ART GALLERY; 3.1.2 THE PROVISION OF AN ARTIST RESIDENCY TO ENABLE ARTISTS TO DEVELOP THEIR SKILLS AND CREATE WORKS OF ARTISTIC EXCELLENCE; AND3.1.3 THE PROVISION OF ACTIVITIES SUCH AS PAINTING CLASSES TO ENCOURAGE PARTICIPATION IN THE ARTS AMONGST THE PUBLIC AND LOCAL SCHOOLS.

Activities: We are a Charitable Art Foundation based at Shipping Brow Gallery, Maryport. We provide a bursery and accommodation to a young artist to live and work in our community. We have a permanent collection of Maryport Art which is free for local residents. We also showcase work by local artists. We welcome school and community group visits and we hold art workshops for all abilities, free or low cost

Classification

- **How:** Makes Grants To Individuals, Provides Buildings/facilities/open Space, Provides Advocacy/advice/information
- **What:** Arts/culture/heritage/science
- **Who:** Children/young People, Elderly/old People, People With Disabilities, The General Public/mankind

Geography

- Cumbria

Finances

Period end	Income	Expenditure	Assets	Employees
2024-12-31	£81,236	£51,510	-	-

Trustees

Name	Role	Appointed
Dr Brian Ironside Money	Chair	2023-08-03
Catherine Eve		2024-08-08
Dolly Money		2023-08-03
Steve Swallow		2023-08-03

JANET DICKSON ART FOUNDATION TRUST

England & Wales - Charity number 1204204

Accounts

Janet Dickson Art Foundation

Shipping Brow Gallery

Financial Year Ending 30 September 2024

Income for the Year

Grant Income	£	
	Maryport TC	10000
	Cumberland Council	1000
	CCF Bedrock	5000
	UK SPF	23121
	CCF Spark	<u>5000</u>
		<u>£44121</u>
Donations and Subscriptions		£ 8697
Sales and Admissions		£28418
Total Income		£81236
Expenses		
	Total Expenses for the year	£51510
	Surplus to the Y/E 30/09/24	£29726

Committed expenditure

The surplus for the years is very healthy, however the majority (approximately 90%) of this surplus is committed to the delivery of the UKSPF project. (See Kerri's email)

In summary the gallery has just about broken even for the year!

Action:

- For the trustees to review the full Income and Expenditure spreadsheet.
- For the trustees to review the draft CC16a Charity Commission Receipts and payments submission
- For the trustees to have a 3rd party look the financial records of the gallery to meet charity commission requirements (this does not have to be an accountant just some one who understand financial record keeping, Norman?)
- For the trustees to record that the 2023/24 finances have been reviewed

Attachments:

Income and Expenditure Spreadsheet

Draft CC16a

UKSPF Projected Spend

Tips on Using this Spreadsheet

Do NOT use if you are VAT registered.

Do NOT key in to blue cells which are formulae.

Sales

Enter sales invoices in tab "sales".

Initially just enter the sales value.

When you are paid and it has cleared the bank enter this in "Bank receipt".

Expenses

Enter invoices / expense claims into tab "expenses".

Initially just enter the invoice value.

When something clears the bank, enter this in "Paid Bank".

Enter bank charges and interest in "Invoice Value" column.

Then also enter them in "Paid Bank"

Bank Statement


I recommend only entering cleared receipts direct from your statements.

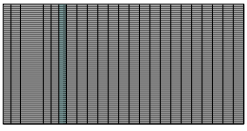
I recommend only entering cleared payments direct from your statements.

Then Closing Balance in cell B19 of tab "summ" will exactly equal the latest statement balance at


all times.


Client							
Year ended							
Sales							
Total			53673.95	28418.95	52818.00	24255.00	
Check zero			52818.00				
Date of invoice	Customer	Ref	Sales Value/ Takings	Sales Receipts/ Takings	Other Cash Received	Sales Invoice Owing	Notes
8/25/2023	Dobies Charity		500.00		500.00	500.00	Donation Dobies Charity
9/6/2023	Rathbone Hadfield Ch	1	2500.00		2500.00	2500.00	The Hadfield Charity
3/29/2023	Money?	2	5000.00		5000.00	5000.00	TRF
11/15/2023	Edinburgh McGuire	3	20.00		20.00	20.00	Membership
20/1/23	Ki Jones	4	30.00		30.00	30.00	Membership
11/21/2023	Sales	5	440.42	440.42		0.00	
11/23/2023	Sales		213.33	213.33		0.00	
11/24/2023	Sales		213.33	213.33		0.00	
11/28/2023	Sales		260.00	260.00		0.00	
11/28/2023	Sales		709.78	709.78		0.00	
11/30/2023	Sales		29.49	29.49		0.00	
12/1/2023	Sales		532.84	532.84		0.00	
12/5/2023			289.00	289.00		0.00	
12/6/2023			64.89	64.89		0.00	
12/7/2023			9.83	9.83		0.00	
12/8/2023			35.39	35.39		0.00	
12/8/2023			34.41	34.41		0.00	
12/11/2023			119.94	119.94		0.00	
12/14/2023			17.69	17.69		0.00	
12/14/2023			30.00		30.00	30.00	Membership
12/15/2023			58.98	58.98		0.00	
12/18/2023			393.23	393.23		0.00	
12/20/2023			925.20	925.20		0.00	
12/21/2023			9.83	9.83		0.00	
12/21/2023			56.04	56.04		0.00	
12/27/2023			660.63	660.63		0.00	
1/4/2024	Peate CD and CM		30.00		30.00	30.00	Membership
1/10/2024			196.62	196.62		0.00	
1/11/2024			7.86	7.86		0.00	
1/12/2024			39.32	39.32		0.00	
1/15/2024	Wyant		20.00		20.00	20.00	
1/16/2024			138.60	138.60		0.00	
1/18/2024	SH??		780.00	780.00		0.00	
1/18/2024			7.86	7.86		0.00	
1/22/2024			37.35	37.35		0.00	
1/22/2024	Michells Auction Co		206.00	206.00		0.00	
1/29/2024			55.05	55.05		0.00	
1/30/2024	Val Winter		20.00		20.00	20.00	
1/30/2024	Wyat LJ		35.00		35.00	35.00	
2/1/2024			3.93	3.93		0.00	
2/2/2024			7.86	7.86		0.00	
2/5/2024			36.37	36.37		0.00	
2/8/2024			7.86	7.86		0.00	
2/9/2024			14.74	14.74		0.00	
2/12/2024			314.59	314.59		0.00	
2/13/2024	Cumberland Council		1000.00		1000.00	1000.00	
2/15/2024			7.86	7.86		0.00	
2/16/2024			9.83	9.83		0.00	
2/20/2024			510.00	510.00		0.00	
2/20/2024			77.65	77.65		0.00	
2/22/2024			45.21	45.21		0.00	
2/23/2024			24.58	24.58		0.00	
2/26/2024	M Bowman		30.00		30.00	30.00	
2/26/2024			68.79	68.79		0.00	
2/29/2024			1020.00	1020.00		0.00	
3/1/2024			6.88	6.88		0.00	
3/5/2024			130.75	130.75		0.00	
3/7/2024			43.25	43.25		0.00	
3/8/2024			28.50	28.50		0.00	
3/11/2024			163.20	163.20		0.00	
3/11/2024	M Bowman		325.00		325.00	325.00	
3/14/2024			28.51	28.51		0.00	
3/15/2024			1565.00	1565.00		0.00	
3/15/2024			298.86	298.86		0.00	
3/15/2024	Howard Gruber		10.00		10.00	10.00	
3/18/2024	Simmons JC		20.00		20.00	20.00	
3/18/2024			145.01	145.01		0.00	
3/21/2024			9.83	9.83		0.00	
3/22/2024			739.79	739.79		0.00	
3/26/2024			82.07	82.07		0.00	
3/28/2024			19.65	19.65		0.00	
3/28/2024	Cumbria Community Foundat		5000.00		5000.00	5000.00	
4/3/2024			152.85	152.85		0.00	
4/4/2024			60.94	60.94		0.00	
4/5/2024			35.42	35.42		0.00	
4/9/2024			99.29	99.29		0.00	
4/11/2024			390.00	390.00		0.00	
4/11/2024			19.66	19.66		0.00	
4/11/2024			12.78	12.78		0.00	
4/12/2024	Slater C		20.00		20.00	20.00	
4/12/2024			94.36	94.36		0.00	
4/15/2024			779.60	779.60		0.00	
4/22/2024			576.09	576.09		0.00	
4/23/2024			19.66	19.66		0.00	
4/25/2024			222.18	222.18		0.00	
4/26/2024			264.45	264.45		0.00	
4/29/2024			217.25	217.25		0.00	
5/2/2024			58.00	58.00		0.00	
5/3/2024			24.58	24.58		0.00	
5/7/2024			368.63	368.63		0.00	
5/9/2024			9.83	9.83		0.00	
5/10/2024			181.87	181.87		0.00	
5/13/2024			207.43	207.43		0.00	
5/14/2024			14.75	14.75		0.00	
5/16/2024			9.83	9.83		0.00	
5/17/2024			209.39	209.39		0.00	
5/20/2024			92.41	92.41		0.00	
5/23/2024			7.86	7.86		0.00	
5/24/2024			7.86	7.86		0.00	
5/28/2024			90.44	90.44		0.00	
5/30/2024			3.93	3.93		0.00	
5/31/2024			500.00	500.00		0.00	
5/31/2024			75.69	75.69		0.00	
6/3/2024			179.91	179.91		0.00	
6/6/2024			24.58	24.58		0.00	
6/7/2024			59.96	59.96		0.00	
6/10/2024			87.50	87.50		0.00	
6/12/2024	Marystown TC		10000.00		10000.00	10000.00	
6/13/2024			24.58	24.58		0.00	
6/13/2024	Marier Christo??		150.00	150.00		0.00	Sales or Donation
6/14/2024			161.23	161.23		0.00	
6/17/2024			102.73	102.73		0.00	
6/19/2024			73.73	73.73		0.00	
6/20/2024			98.31	98.31		0.00	
6/21/2024			39.33	39.33		0.00	
6/21/2024	The Good Shepherd		150.00	150.00		0.00	Sales or Donation?
6/24/2024			1009.62	1009.62		0.00	
6/27/2024			600.00	600.00		0.00	
6/27/2024			18.68	18.68		0.00	
7/2/2024			101.26	101.26		0.00	
7/4/2024			7.86	7.86		0.00	
7/8/2024			130.75	130.75		0.00	
7/11/2024			78.63	78.63		0.00	
7/16/2024			674.39	674.39		0.00	
7/17/2024			85.53	85.53		0.00	
7/18/2024			37.35	37.35		0.00	
7/19/2024			15.72	15.72		0.00	
7/22/2024			232.00	232.00		0.00	
7/23/2024			385.00	385.00		0.00	
7/25/2024			109.11	109.11		0.00	
7/29/2024			118.94	118.94		0.00	
7/30/2024	Cumberland Council				23121.00		
7/31/2024	Marystown Harbour				282.00		
8/1/2024			68.82	68.82		0.00	
8/2/2024			23.59	23.59		0.00	
8/6/2024			696.00	696.00		0.00	
8/7/2024			915.00	915.00		0.00	
8/8/2024			330.31	330.31		0.00	
8/8/2024	Cumbria CF				5000.00		
8/12/2024			571.17	571.17		0.00	
8/12/2024	Chaudri F				30.00		
8/12/2024			491.56	491.56		0.00	
8/15/2024			19.66	19.66		0.00	
8/16/2024			7.86	7.86		0.00	
8/19/2024			29.49	29.49		0.00	
8/20/2024	Daniel Pettersen				130.00		
8/22/2024	TRF Deposit		7.86	7.86		0.00	
8/22/2024			7.86	7.86		0.00	
8/27/2024	TRF						
8/27/2024	TRF Deposit		1411.71	1411.71		0.00	
8/29/2024			152.37	152.37		0.00	
9/3/2024			196.61	196.61		0.00	
9/5/2024			550.00	550.00		0.00	
9/5/2024			20.64	20.64		0.00	
9/9/2024			208.40	208.40		0.00	
9/12/2024			4.92	4.92		0.00	
9/12/2024			58.98	58.98		0.00	
9/13/2024	Totti Lowther??		385.00	385.00		0.00	
9/16/2024			128.78	128.78		0.00	
9/19/2024			24.58	24.58		0.00	
9/4/2024	TRF??						
9/3/2024	TRF??						
9/16/2024							
9/27/2024							
9/23/2024			160.24	160.24		0.00	
9/26/2024			49.13	49.13		0.00	
9/27/2024			56.03	56.03		0.00	





The image shows a vertical screenshot of a software interface, likely a spreadsheet or data table. The interface is oriented vertically, with a header area at the top and a grid of cells below. The header area contains several columns with labels, though the text is small and difficult to read. The grid consists of many rows and columns, with some cells containing data. The overall appearance is that of a data management or reporting tool.







CHARITY COMMISSION
FOR ENGLAND AND WALES

Charity Name Janet Dickson Art Foundation Trust	No (if any)
---	-------------

CC16a

Receipts and payments accounts

For the period from	Period start date 10/1/2023	To	Period end date 9/30/2024
---------------------	--------------------------------	----	------------------------------

Section A Receipts and payments

	Unrestricted funds to the nearest £	Restricted funds to the nearest £	Endowment funds to the nearest £	Total funds to the nearest £	Last year to the nearest £
A1 Receipts					
Grants and Subscriptions	52,818	-	-	52,818	-
Sales and Admissions	28,418	-	-	28,418	-
	-	-	-	-	-
	-	-	-	-	-
	-	-	-	-	-
	-	-	-	-	-
	-	-	-	-	-
	-	-	-	-	-
Sub total (Gross income for AR)	81,236	-	-	81,236	-
A2 Asset and investment sales, (see table).					
	-	-	-	-	-
	-	-	-	-	-
Sub total	-	-	-	-	-
Total receipts	81,236	-	-	81,236	-
A3 Payments					
Premises	16,433	-	-	16,433	-
Commission to Artists	9,579	-	-	9,579	-
General Expenses	15,498	-	-	15,498	-

Artist in Residence	10,000	-	-	10,000	-
	-	-	-	-	-
	-	-	-	-	-
	-	-	-	-	-
	-	-	-	-	-
	-	-	-	-	-
Sub total	51,510	-	-	51,510	-

A4 Asset and investment purchases, (see table)					
	-	-	-	-	-
	-	-	-	-	-
Sub total	-	-	-	-	-

Total payments	51,510	-	-	51,510	-
-----------------------	---------------	----------	----------	---------------	----------

Net of receipts/(payments)	29,726	-	-	29,726	-
A5 Transfers between funds	-	-	-	-	-
A6 Cash funds last year end	-	-	-	-	-
Cash funds this year end	29,726	-	-	29,726	-

Section B Statement of assets and liabilities at the end of the period

Categories	Details	Unrestricted funds to nearest £	Restricted funds to nearest £	Endowment funds to nearest £
B1 Cash funds	Current A/C	3,102	-	-
	Deposit A/C	26,623	-	-
		-	-	-
	Total cash funds	29,725	-	-
	(agree balances with receipts and payments account (s))	Agreement Error	OK	OK

	Unrestricted funds	Restricted funds	Endowment funds
Details	to nearest £	to nearest £	to nearest £
B2 Other monetary assets	-	-	-
	-	-	-
	-	-	-
	-	-	-
	-	-	-
	-	-	-

	Fund to which asset belongs	Cost (optional)	Current value (optional)
B3 Investment assets		-	-
		-	-
		-	-
		-	-
		-	-

	Fund to which asset belongs	Cost (optional)	Current value (optional)
B4 Assets retained for the charity's own use		-	-
		-	-
		-	-
		-	-
		-	-
		-	-
		-	-

		-	-
--	--	---	---

B5 Liabilities

Details	Fund to which liability relates	Amount due (optional)	When due (optional)
		-	
		-	
		-	
		-	
		-	

Signed by one or two trustees on behalf of all the trustees

Signature	Print Name	Date of approval