

Trustees' Annual Report for the period

From **April 2024** to **March 2025**

HAVEN CARE CARDIFF

Fielding House
43 Thornbury Close, Rhiwbina, Cardiff CF14 1UT

Charity registration number 1195985

Trustees

Adrian Dixon (Treasurer)
Joan Drayton (Chair from September 2024)
Ben Micklewright (from June 2024)
Sue Delport
Mark Winston (Chair until September 2024)

Background and Structure

Haven Care Cardiff was registered with the Charity Commission as a new Charitable Incorporated Organisation in September 2021 and was registered with Care Inspectorate Wales operating as a personal care provider from April 2023.

Prior to this, the service Haven Home Care had first been established in 2000 following a bequest made to Rhiwbina Baptist Church in 1992. The trustees subsequently applied for registration as a domiciliary care provider with the then Care and Social services Inspectorate Wales. Registration was completed in 2013 and then re-registration under the terms of the Regulation and Inspection of Social Care (Wales) Act 2016 was completed in 2019.

Haven Care Cardiff provides a Domiciliary Support Service operating in Cardiff & Vale and is registered with Care Inspectorate Wales. The Trustees manage the affairs of Haven Care Cardiff and are recruited in accordance with the eligibility criteria which includes having a professed faith in Jesus Christ and being a practicing Christian. All trustees have so far been recruited from the membership of Rhiwbina Baptist Church.

Haven Care Cardiff employs a registered service manager and two service coordinators who together recruit, train and provide ongoing support and supervision for carers.

Care is provided by a team of care workers with staff numbers varying between 11 and 13 during the course of the year. An average of 4 care workers had regular contracts, the remainder being on zero hours contracts although all staff are given the opportunity to have a regular contract after serving a probationary period.

Objectives and Activities

Haven Care Cardiff sought to continue to achieve its purpose to advance the Christian religion by providing a high level of community care and assistance enabling its client group of elderly and/or infirm adults to be supported in their homes. Haven Care Cardiff provides support for its clients with daily activities which include physical, social and personal care, their needs having been identified through structured assessments in their homes. The level of contact varies from a weekly visit to carry out shopping and/or light housework to the highest level of personal care with multiple daily visits which include assistance with getting up or going to bed, washing and dressing as well as meal preparation and feeding.

Performance


Haven Care Cardiff continued to strengthen its position by increasing the care hours provided and correspondingly recruiting an appropriate number of staff to meet the needs.

From April 2024 until March 2025, a total of 7,822 care hours was provided to 39 clients.

Financial Position

Haven Care Cardiff generated an income of £242,887 during this year with an end of year surplus of £34,876.

The reserves policy is to maintain the equivalent of three month's running costs in a deposit account allowing any outstanding debts to be paid in the event of the organisation ceasing to operate.

A handwritten signature in dark ink on a light-colored background. The signature appears to read 'J Drayton' in a cursive, flowing style.

Joan Drayton
Chair of Trustees
October 2025

Haven Care Cardiff

Management Accounts for the Year Ended 31 March 2025



Haven Care Cardiff

Management Accounts for the Year Ended 31 March 2025

Page

- 1 - Income Less Expenses for the Year Ended 31 March 2025
- 2 - Balance Sheet as at 31 March 2025
- 3 - Graphs

Appendices

- 1 Key Financial Performance Indicators
- 2 Aged Debtors
- 3 Aged Creditors
- 4 Profitability Review

Haven Care Cardiff

Management Accounts for the Year Ended 31 March 2025

Income Less Expenses for the Year Ended 31 March 2025

	<u>Apr-24</u>	<u>May-24</u>	<u>Jun-24</u>	<u>Jul-24</u>	<u>Aug-24</u>	<u>Sep-24</u>	<u>Oct-24</u>	<u>Nov-24</u>	<u>Dec-24</u>	<u>Jan-25</u>	<u>Feb-25</u>	<u>Mar-25</u>	<u>Actual Total to Date</u>	<u>Budget 2024- 25</u>	<u>Variance</u>
Donations Received	210.00	210.00	200.00	210.00	200.00	200.00	210.00	200.00	210.00	200.00	200.00	200.00	2,450.00	2,400.00	50.00
Investment Income	25.99	26.92	28.74	26.08	26.78	24.64	24.68	28.26	30.74	34.06	40.67	45.92	363.48	-	363.48
Website Sponsorship	-	-	-	-	-	-	-	-	-	-	-	-	-	-	0.00
Support and Care Income plus Expenses Reimbursed	18,123.82	19,470.58	18,511.07	18,426.24	18,359.76	19,716.62	23,232.42	22,285.55	22,161.55	24,157.31	18,857.77	21,659.17	244,961.86	211,738.34	33,223.52
Other Income	-	-	-	5.04	-	-	-	-	-	-	-	-	5.04	1,500.00	(1,494.96)
Statutory Sick / Maternity Pay Claimed	-	-	-	-	-	-	-	-	-	-	-	-	-	-	0.00
Grants	38.25	403.26	501.84	-	-	-	-	-	455.79	-	-	-	1,399.14	-	1,399.14
	18,398.06	20,110.76	19,241.65	18,667.36	18,586.54	19,941.26	23,467.10	22,513.81	22,858.08	24,391.37	19,098.44	21,905.09	249,179.52	215,638.34	33,541.18
Training Projects	97.45	97.45	97.45	97.45	97.45	97.45	97.45	196.45	115.00	98.80	98.80	98.80	1,290.00	1,560.00	(270.00)
Supplies for Support Workers	-	-	-	-	-	-	-	54.72	-	-	-	-	54.72	1,453.11	(1,398.39)
Haven Helps Salaries	8,985.95	8,667.93	7,820.90	8,752.94	7,724.61	7,937.10	10,442.23	9,161.46	8,820.32	11,162.14	9,170.87	8,169.53	106,815.98	99,641.57	7,174.41
	9,083.40	8,765.38	7,918.35	8,850.39	7,822.06	8,034.55	10,539.68	9,412.63	8,935.32	11,260.94	9,269.67	8,268.33	108,160.70	102,654.68	5,506.02
TOTAL INCOME LESS DIRECT EXPENSES	9,314.66	11,345.38	11,323.30	9,816.97	10,764.48	11,906.71	12,927.42	13,101.18	13,922.76	13,130.43	9,828.77	13,636.76	141,018.82	112,983.66	28,035.16
OVERHEADS															
Advertising	-	131.64	-	-	-	-	-	-	-	-	21.69	51.51	204.84	1,200.00	(995.16)
PR (Literature & Brochures)	-	-	-	-	-	-	-	-	-	-	-	-	-	-	0.00
Miscellaneous Purchases	-	-	-	-	-	-	-	-	-	-	-	-	-	-	0.00
Grant utilised	38.25	403.26	501.84	-	-	-	-	-	455.79	-	-	-	1,399.14	-	1,399.14
Rent	450.00	450.00	450.00	450.00	450.00	450.00	450.00	625.00	625.00	625.00	625.00	625.00	6,275.00	5,400.00	875.00
Haven Helps Staff Travelling	260.60	239.14	400.60	288.85	305.38	247.58	347.56	475.51	298.34	493.52	392.25	267.17	4,016.50	4,566.91	(550.41)
Haven Helps Staff Other Expenses	13.25	-	47.50	61.27	29.99	-	29.00	-	611.88	20.14	-	243.51	1,056.54	456.69	599.85
Printing	164.00	118.00	70.00	139.00	161.00	70.00	104.00	108.76	70.00	139.00	118.00	70.00	1,331.76	1,680.00	(348.24)
Postage and Carriage	3.05	20.40	-	-	-	-	-	-	13.60	-	-	32.40	69.45	99.96	(30.51)
Telephone	63.60	63.60	63.60	64.48	63.60	63.60	63.60	63.60	48.50	40.20	205.15	40.20	843.73	900.00	(56.27)
Office Stationery	-	-	-	-	-	-	-	-	-	-	-	-	-	120.00	(120.00)
Books etc.	-	-	-	-	-	-	-	-	-	-	-	-	-	-	0.00
Mobile Phone	7.38	7.38	7.38	7.38	7.38	7.38	7.38	7.38	7.38	7.38	7.38	0.76	81.94	120.00	(38.06)
IT Services	345.83	361.19	361.19	364.79	375.19	392.59	396.99	364.79	390.99	365.46	396.60	1,259.57	5,375.18	4,800.00	575.18
Office Equipment	-	-	-	-	-	543.60	-	-	-	-	-	-	543.60	600.00	(56.40)
Repairs and Renewals	-	-	-	-	-	-	-	-	-	-	-	-	-	-	0.00
Cleaning	13.00	13.00	13.00	13.00	13.00	-	-	-	-	-	-	-	65.00	480.00	(415.00)
Rates	22.28	25.00	25.00	25.00	25.00	25.00	25.00	25.00	25.00	25.00	-	-	247.28	252.00	(4.72)
Insurance	-	83.11	158.00	158.00	158.00	158.00	158.00	158.00	158.00	158.00	158.00	158.00	1,663.11	3,204.00	(1,540.89)
Refreshments	-	-	-	-	-	-	-	-	-	-	-	-	-	-	0.00
Gifts to staff	-	-	-	-	-	-	-	-	-	-	-	-	-	-	0.00
Admin Salaries	5,452.03	5,776.34	5,877.47	6,339.98	5,932.36	5,701.22	6,037.08	5,831.40	6,259.14	6,147.32	6,023.17	6,163.09	71,540.60	75,000.00	(3,459.40)
Employers Pensions	209.45	239.36	215.68	232.30	189.74	172.04	206.64	161.50	194.39	193.77	149.49	166.19	2,330.55	3,492.83	(1,162.28)
Legal Fees	63.16	12.08	12.08	63.16	63.16	12.08	63.16	12.08	63.16	74.66	74.66	137.48	650.92	300.00	350.92
Professional Fees	169.43	99.99	134.43	143.88	148.13	148.13	148.13	148.13	148.13	958.13	178.13	148.13	2,572.77	2,880.00	(307.23)
Bank Charges	-	11.25	13.80	14.75	12.95	14.65	12.95	17.15	13.75	12.90	11.90	13.75	149.80	144.00	5.80
Sundry Expenses	-	-	-	-	-	-	-	-	-	-	-	-	-	570.00	(570.00)
Interest Paid	-	-	-	-	-	-	-	-	-	-	-	-	-	-	0.00
	7,275.31	8,054.74	8,351.57	8,365.84	7,934.88	8,005.87	8,049.49	7,998.30	9,383.05	9,260.48	8,361.42	9,376.76	100,417.71	106,266.39	(5,848.68)
Total Income Less Total Expenses	2,039.35	3,290.64	2,971.73	1,451.13	2,829.60	3,900.84	4,877.93	5,102.88	4,539.71	3,869.95	1,467.35	4,260.00	40,601.11	6,717.27	33,883.84

Haven Care Cardiff

Management Accounts for the Year Ended 31 March 2025

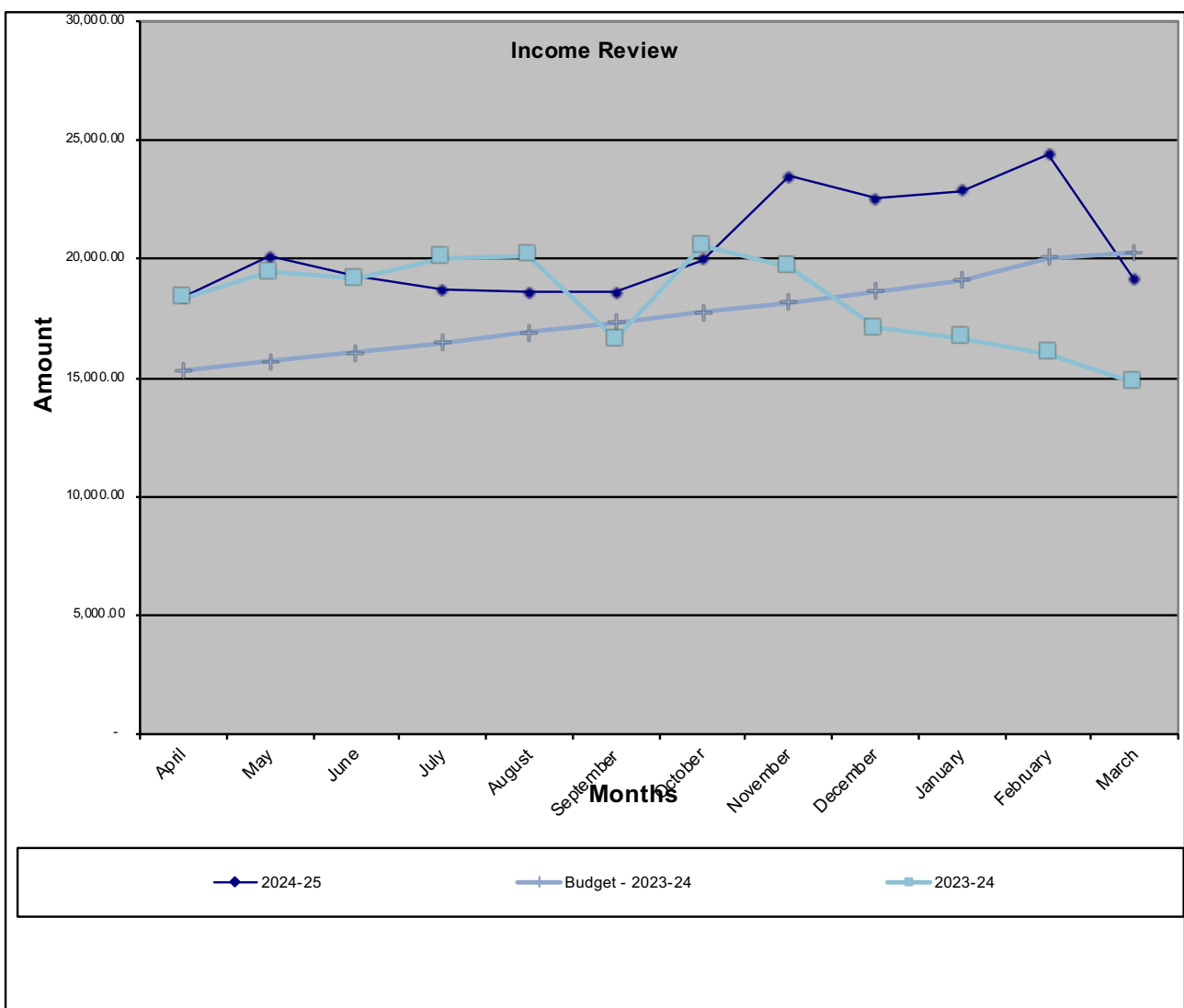
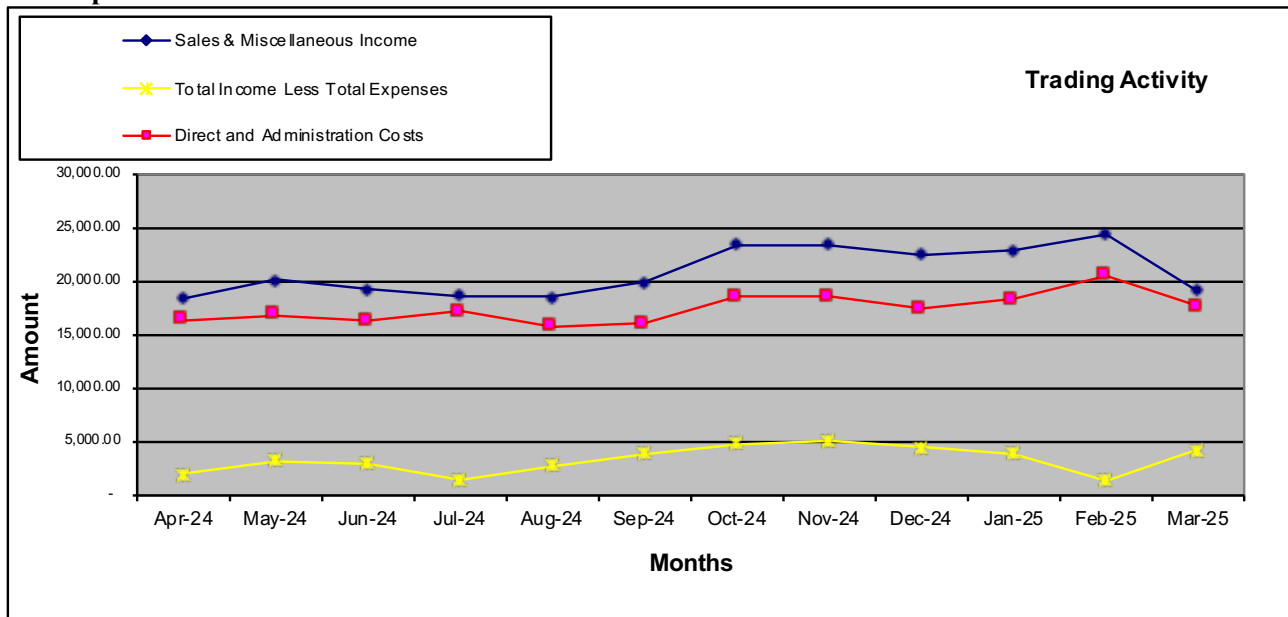
Balance Sheet as at 31 March 2025

	<u>As at 31 March 2025</u>	
	£	£
<u>CURRENT ASSETS</u>		
Debtors Control Account	8,128.83	Appendix 2
Other Debtors	9,501.11	
Prepayments	693.78	
Bank Current Account	7,770.75	
Bank Deposit Account	25,221.02	
Long Term Deposit Account	30,007.42	
Natwest Deposit Account	-	
Petty Cash	45.93	
	<u>81,368.84</u>	
<u>CREDITORS: AMOUNTS FALLING DUE WITHIN ONE YEAR</u>		
Creditors Control Account	321.27	Appendix 3
P.A.Y.E. & NIC	1,194.27	
Net Wages	-	
Other Creditors	-	
Pension Fund	443.17	
Council Grants	100.86	
Accruals and deferred income	-	
	<u>2,059.57</u>	
NET CURRENT ASSETS / (LIABILITIES)		79,309.27
TOTAL ASSETS LESS TOTAL LIABILITIES		<u><u>79,309.27</u></u>
<u>CAPITAL AND RESERVES</u>		
Reserves Brought Forward		38,708.16
Profit and loss		40,601.11
SHAREHOLDERS' FUNDS		<u><u>79,309.27</u></u>

Haven Care Cardiff

Management Accounts for the Year Ended 31 March 2025

Graphs



Haven Care Cardiff

Management Accounts for the Year Ended 31 March 2025

Appendix 1 - Key Financial Performance Indicators

		Apr-24	May-24	Jun-24	Jul-24	Aug-24	Sep-24	Oct-24	Nov-24	Dec-24	Jan-25	Feb-25	Mar-25	Total to Date
Data														
Income		18,398	20,111	19,242	18,667	18,587	19,941	23,467	22,514	22,858	24,391	19,098	21,905	249,180
Wages & Pensions		14,647	14,684	13,914	15,325	13,847	13,810	16,686	15,154	15,274	17,503	15,344	14,499	180,687
Total Costs		16,359	16,820	16,270	17,216	15,757	16,040	18,589	17,411	18,318	20,521	17,631	17,645	208,578
Net Profit / (Loss)		2,039	3,291	2,972	1,451	2,830	3,901	4,877.93	5,102.88	4,539.71	3,869.95	1,467.35	4,260.00	40,601
Trade Debtors		9,729	9,729	10,184	17,351	17,627	17,627	18,119	15,235	11,820	12,547	8,078	7,338	
Trade Creditors		1,051	1,051	965	549	660	828	280	487	487	180	364	444	
Net Current Assets		40,748	44,038	47,010	49,001	51,717	55,570	60,541	65,523	70,151	74,019	75,368	79,752	
Key Performance Indicators														
Debtor Days	Trade Debtors * days in months	15.86	15.41	16.05	27.70	28.39	28.06	28.01	23.10	17.69	18.44	11.87	10.75	
	Income (cumulative)													
Creditor Days	Trade Creditors * days in months	18.43	16.67	14.16	14.33	17.61	20.15	4.95	9.46	8.95	2.95	6.00	7.43	
	Costs (Excl Wages) (cumulative)													
Net Profit Margin / (Loss)	Net Profit	11.08%	16.36%	15.44%	7.77%	15.22%	19.56%	20.79%	22.67%	19.86%	15.87%	7.68%	19.45%	
	Income													
Wage Coverage	Income	125.61%	136.96%	138.29%	121.81%	134.23%	144.39%	140.64%	148.56%	149.65%	139.35%	124.47%	151.08%	
	Wages / Salaries													
Cost Resources Available (months)	Net Current Assets	2.5	2.6	2.9	3	3	3	3	4	4	4	4	5	
(based on current month spend)	Total Costs													
Profit / Loss Review														
April 2023														
May 2023		4,348.65												
June 2023		1,894.72	1,894.72											
July 2023		3,064.21	3,064.21	3,064.21										
August 2023		2,702.71	2,702.71	2,702.71	2,702.71									
September 2023		(4,511.35)	(4,511.35)	(4,511.35)	(4,511.35)	(4,511.35)								
October 2023		2,494.06	2,494.06	2,494.06	2,494.06	2,494.06	2,494.06							
November 2023		3,168.53	3,168.53	3,168.53	3,168.53	3,168.53	3,168.53	3,168.53	3,168.53					
December 2023		(178.47)	(178.47)	(178.47)	(178.47)	(178.47)	(178.47)	(178.47)	(178.47)	(178.47)				
January 2024		(3,091.56)	(3,091.56)	(3,091.56)	(3,091.56)	(3,091.56)	(3,091.56)	(3,091.56)	(3,091.56)	(3,091.56)	(3,091.56)			
February 2024		1,244.86	1,244.86	1,244.86	1,244.86	1,244.86	1,244.86	1,244.86	1,244.86	1,244.86	1,244.86	1,244.86		
March 2024		1,865.49	1,865.49	1,865.49	1,865.49	1,865.49	1,865.49	1,865.49	1,865.49	1,865.49	1,865.49	1,865.49	1,865.49	
Net Income Resources Available (months)	Net Current Assets	16	17	18	19	20	34	37	40	23				
	Average Net Loss (last 12 months)													
	Average Net Lost (last 12 months)	2,593.79	2,593.79	2,593.79	2,593.79	2,593.79	1,635.02	1,635.02	1,635.02	3,091.56	No loss 0.00	No loss 0.00	No loss 0.00	

Haven Care Cardiff

Management Accounts for the Year Ended 31 March 2025

Appendix 2 - Aged Trade Debtors as at 31 March 2025

A/C	Customer	Balance	Current	Period 1	Period 2	Period 3	Older
HH264		1,657.75	1,657.75	0.00	0.00	0.00	0.00
HH256		186.00	186.00	0.00	0.00	0.00	0.00
HH252		1,478.70	1,478.70	0.00	0.00	0.00	0.00
HH158		62.00	62.00	0.00	0.00	0.00	0.00
HH279		65.00	65.00	0.00	0.00	0.00	0.00
HH209		130.00	130.00	0.00	0.00	0.00	0.00
HH286		520.35	520.35	0.00	0.00	0.00	0.00
AD001		23.40	23.40	0.00	0.00	0.00	0.00
HH280		32.50	32.50	0.00	0.00	0.00	0.00
HH174		0.01	0.01	0.00	0.00	0.00	0.00
HH38		(67.24)	(59.00)	(8.24)	0.00	0.00	0.00
HH249		12.86	12.86	0.00	0.00	0.00	0.00
HH10		(197.00)	(59.00)	(59.00)	(59.00)	(20.00)	0.00
HH285		539.68	539.68	0.00	0.00	0.00	0.00
HH259		822.60	822.60	0.00	0.00	0.00	0.00
HH273		292.50	292.50	0.00	0.00	0.00	0.00
HH276		638.20	638.20	0.00	0.00	0.00	0.00
HH232		6.98	6.98	0.00	0.00	0.00	0.00
HH270		803.79	803.79	0.00	0.00	0.00	0.00
HH287		65.00	65.00	0.00	0.00	0.00	0.00
HH284		31.00	0.00	31.00	0.00	0.00	0.00
HH239		250.00	260.00	(10.00)	0.00	0.00	0.00
HH255		147.75	0.00	141.09	0.00	0.00	6.66
HH289		97.50	97.50	0.00	0.00	0.00	0.00
HH266		426.00	426.00	0.00	0.00	0.00	0.00
HH244		103.50	0.00	103.50	0.00	0.00	0.00

8,128.83	8,002.82	198.35	-59.00	-20.00	6.66
----------	----------	--------	--------	--------	------

Haven Care Cardiff

Management Accounts for the Year Ended 31 March 2025

Appendix 3 - Aged Trade Creditors as at 31 March 2025

A/C	Name	Balance	Current	Period 1	Period 2	Period 3	Older
A004	Aper-Cut	41.04	41.04	0.00	0.00	0.00	0.00
I003	ICT Group	228.72	228.72	0.00	0.00	0.00	0.00
I001	Indeed Ireland Operations Ltd	51.51	51.51	0.00	0.00	0.00	0.00
Totals:		321.27	321.27	0.00	0.00	0.00	0.00

Haven Care Cardiff
Management Accounts for the Year Ended 31 March 2025

Appendix 4 - Profitability Review

	Profit / (Loss)	
1	Apr-23	1,840.69
2	May-23	4,348.65
3	Jun-23	1,894.72
4	Jul-23	3,064.21
5	Aug-23	2,702.71
6	Sep-23	(4,511.35)
7	Oct-23	2,494.06
8	Nov-23	3,168.53
9	Dec-23	(178.47)
10	Jan-24	(3,091.56)
11	Feb-24	1,244.86
12	Mar-24	1,865.49
13	Apr-24	2,039.35
14	May-24	3,290.64
15	Jun-24	2,971.73
16	Jul-24	1,451.13
17	Aug-24	2,829.60
18	Sep-24	3,900.84
19	Oct-24	4,877.93
20	Nov-24	5,102.88
21	Dec-24	4,539.71
22	Jan-25	3,869.95
23	Feb-25	1,467.35
24	Mar-25	4,260.00
25	Apr-25	
26	May-25	
27	Jun-25	
28	Jul-25	
29	Aug-25	
30	Sep-25	
31	Oct-25	
32	Nov-25	
33	Dec-25	
34	Jan-26	
35	Feb-26	
36	Mar-26	0.00
37	Apr-26	
38	May-26	
39	Jun-26	
40	Jul-26	
41	Aug-26	
42	Sep-26	
43	Oct-26	
44	Nov-26	
45	Dec-26	
46	Jan-27	
47	Feb-27	
48	Mar-27	0.00
Average Value		2,310.15
Cumulative balance		55,443.65



Independent Examiner's Report to the Trustees of Haven Care Cardiff

I report to the charity trustees on my examination of the accounts of the charity for the year ended 31st March 2025.

Responsibilities and basis of report

As the charity's trustees you are responsible for the preparation of the accounts in accordance with the requirements of the Charities Act 2011 ('the Act').

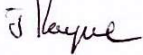
I report in respect of my examination of the charity's accounts carried out under section 145 of the Act and in carrying out my examination I have followed all the applicable Directions given by the Charity Commission under section 145(5)(b) of the Act.

Independent examiner's statement

I have completed my examination. I confirm that no material matters have come to my attention in connection with the examination giving me cause to believe that in any material respect:

1. accounting records were not kept in respect of the charity as required by section 130 of the Act; or
2. the accounts do not accord with those records.

I have no concerns and have come across no other matters in connection with the examination to which attention should be drawn in this report in order to enable a proper understanding of the accounts to be reached.



J E Payne ACA FCCA

Institute of Chartered Accountants in England & Wales (ICAEW)

Xeinadin South Wales & West
Court House
Court Road
Bridgend
CF31 1BE

30th October 2025