



RCDM (SPWF)

AF N1514s – 2022/23

Fund: PWF

Contents	
TITLE	TAB
AF N1514 – Front cover	A
AF N1514 – Para 1 -12	B
AF N1514 – Managing Trustees Annual Report	C
AF N1514 – Internal Auditors Report	D
AF N1514 – Comd/SO2 SPS Report	E
PAXTON Reports	Flag
Statement of Financial Activities (SOFA) Report – 2021/22	1
Statement of Financial Activities (SOFA) Report – 2022/23	2
Balance Report Sheet	3
Income & Expenditure – Design 1	4
Income & Expenditure – Design 2	5
Fund Return Summary	6
Trial Balance	7
Sales Account Balance	8
Purchase Account Balance	9 — NA

The Regtl Acct should also provide the following Reports for checking, but they will not form part of the final AF N1514 record:

- Sales Account Balance List.
- Purchase Account Balance List.
- Stock Reconciliation List (*All Stock Codes + Date is year to Date*).
- Full Trial Balance Report.
- Income and Expenditure - Design 4.
- Income and Expenditure - Design 5.
- Stock Check Summary.

Internal Auditor's/Audit Board Report

1. I have examined the books of account and records from which the final accounts were prepared and have obtained all the information and explanations that were necessary for the purpose of my internal audit.
2. I certify that end of period checks have been conducted in accordance with Service Funds Regulations.
3. Subject to the observations given below I am satisfied that proper books of account have been kept and that the final accounts give a true and fair view of the results of transactions over the period and of the state of the Fund's affairs as at the date of the balance sheet. Subject also to my observations I am satisfied that cash and bank balances and stocks on hand have been properly checked at prescribed intervals and that adequate insurance exists.
4. I have stamped and signed the original books of account and the original records I/we have checked. All vouchers relating to this account period have been cancelled.
5. I have made the following observations whilst carrying out the internal audit:
 - a. Previous have been actioned

IA Comments

6. Management

- a. Monthly Checks. The IA conducts monthly audit which examines the whole fund management and at least 10% of vouchers as per the audit plan.
- b. Change of FM. There has been no change of FM during this FY. Planned change in May 23 due to movement of personnel.
- c. Write-Offs. NA
- d. Property. No change to the capital property held. Property check has not been completed but depreciation was conducted in line with policy.
- e. Insurance. The fund has paid its insurance of £397.31 for this FY.

7. Debtors & Creditors

- a. **Debtors.** Nil
- b. **Creditors.** Nil

8. Income and Expenditure

- a. **Codes.** All B, G and R codes are correct and there are no minus figures within the reports. There is only one R code, and this should be considered for removal as there was zero in year movement during this FY. There are also several G codes which are at a zero balance and have seen no movement. These could be removed.


- b. **Investments.** The fund holds a substantial investment portfolio with an overall value of £531,261.19. During this FY there has been an investment value reduction of £23,394.46 when compared to the previous FY.
- c. **GPF.** Total incoming GPF this FY was £543.51. This came from investment income and voluntary donations. As this figure is low there has been a net overspend from GPF of £6,142.58.
- d. **Internal Transfers.** Nil.
- e. **Restricted Funds.** The overall net movement in restricted funds this FY £0. There has been zero income or expenditure into restricted funds.

9. **General Comments**

The overall value of the fund has decreased this year by £29,394.46 from the previous FY. This is largely due to investment losses and a lack of voluntary income.

This fund that is not managed within the normal procedures of the Regt Acct scheme – the FM makes payments, and they are approved externally by a Trustee who sits outside of the unit. This is not normal practice as the Regt Acct would normally make payments with the FM approving them.

The fund is registered with charity Commission due to the value of the fund. The IA has continued to audit the fund as directed. The fund does not benefit members of the unit unless they are inpatients of the hospital and does not contribute to unit activities. Direction has been given to keep the fund within the remit of the Regt Acct Scheme despite it not benefitting unit members.

Signature 

Name Capt C Brettell

Appointment RAO

Date: 17 Apr 23

Comd/SO2 SPS – Independent Examiner's Report on the Accounts, and Comments

Respective Responsibilities of Trustees and Examiner

The Charity's Trustees are responsible for the preparation of the accounts. The Charity's Trustees consider that an audit is not required for this year (under section 43(2) of the Charities Act 1993 (the Act) and that an independent examination is needed.

It is my responsibility to:

- a. Examine the accounts (under section 43(3)(a) of the Act).
- b. Follow the procedures laid down in the General Directions given by the Charity Commissioners (under section 43(7)(b) of the Act).
- c. State whether particular matters have come to my attention.

Basis of Independent Examiner's Statement

My examination was carried out in accordance with General Directions given by the Charity Commissioners. An examination includes a review of the accounting records kept by the charity and a comparison of the accounts presented with those records. It also includes consideration of any unusual items or disclosures in the accounts, and seeking explanations from the trustees concerning any such matters. The procedures undertaken do not provide all the evidence that would be required in an audit, and consequently I do not express an audit opinion on the accounts.

Independent Examiner's Statement

In connection with my examination, no matter has come to my attention (other than that disclosed overleaf*):

- a. Which gives me reasonable cause to believe that in any material respect the requirements:
 - (1) To keep accounting records in accordance with section 41 of the 1993 Act:
 - (2) To prepare accounts which accord with the accounting records and comply with the accounting requirements of the Act:

have not been met.

- b. To which, in my opinion, attention should be drawn in order to enable a proper understanding of the accounts to be reached.

* Delete as applicable.

Comd/SO2 SPS – Independent Examiner’s Report on the Accounts, and Comments

Disclosure Section (Only to be completed if the examiner needs to highlight material problems/discrepancies)

Give here brief details of any items that the examiner wishes to disclose

Comd/SO2 SPS Comments

It is noted the account management and purpose is not standard practice however would offer significant value when in patient numbers significantly increases.

The loss of c.£29k would be expected if there is a lack of income. If future income is not forthcoming then the management of the account will need to be reviewed.

Independent Examiner's
Signature



Name

Maj J Adcock.

Date:

6 Jun 23

Appointment

Statement of Financial Activities as at 31/03/2022

Paxton+

Page 1 of 1

Printed: 31/03/2023

Royal Centre for Defence Medicine

SPWF

	Unrestricted/ Designated/GPF Funds	Restricted Funds	Endowment Funds	Total Funds	Previous Period Total Funds
Incoming Resources					
Voluntary Income	31,200.34	0.00	0.00	31,200.34	3,292.44
Activities for Generating Funds	0.00	0.00	0.00	0.00	0.00
Investment Income	9.95	0.00	0.00	9.95	63.46
Income Resources from Charitable Activities	0.00	0.00	0.00	0.00	0.00
Other Incoming Resources	360.17	0.00	0.00	360.17	0.00
Total Incoming Resources	31,570.46	0.00	0.00	31,570.46	3,355.90
Resources Expended Cost of Generating Funds					
Investment Management Costs	0.00	0.00	0.00	0.00	0.00
Costs of Generating Funds	32.34	0.00	0.00	32.34	229.14
Charitable Activities	958.36	0.00	0.00	958.36	115.32
Governance Costs	0.00	0.00	0.00	0.00	0.00
Grants and Donations	0.00	0.00	0.00	0.00	0.00
Other Costs	7,169.99	0.00	0.00	7,169.99	6,960.69
Total Resources Expended	8,160.69	0.00	0.00	8,160.69	7,305.15
Net Incoming/Outgoing Resources Before Transfers	23,409.77	0.00	0.00	23,409.77	-3,949.25
Transfers					
Gross transfers between funds (internal transfers)	0.00	0.00	0.00	0.00	0.00
Net Incoming resources before holding gains and losses	23,409.77	0.00	0.00	23,409.77	-3,949.25
Holding Gains/Losses					
Gains on revaluation of the charity's fixed assets	32,541.00	0.00	0.00	32,541.00	581.44
Unrealised Gains/Losses on investment assets	-45,036.69	0.00	0.00	-45,036.69	13,933.88
Net Movement in Funds	10,914.08	0.00	0.00	10,914.08	10,566.07
Reconciliation of Funds					
Total funds brought forward from previous year	662,108.51	0.00	0.00	662,108.51	
Total funds carried forward	673,022.59	0.00	0.00	673,022.59	

Statement of Financial Activities as at 31/03/2023

Paxton+

Page 1 of 1

Printed: 31/03/2023

Royal Centre for Defence Medicine

SPWF

	Unrestricted/ Designated/GPF Funds	Restricted Funds	Endowment Funds	Total Funds	Previous Period Total Funds
Incoming Resources					
Voluntary Income	146.56	0.00	0.00	146.56	31,200.34
Activities for Generating Funds	0.00	0.00	0.00	0.00	0.00
Investment Income	295.07	0.00	0.00	295.07	9.95
Income Resources from Charitable Activities	0.00	0.00	0.00	0.00	0.00
Other Incoming Resources	101.88	0.00	0.00	101.88	360.17
Total Incoming Resources	543.51	0.00	0.00	543.51	31,570.46
Resources Expended Cost of Generating Funds					
Investment Management Costs	0.00	0.00	0.00	0.00	0.00
Costs of Generating Funds	14.34	0.00	0.00	14.34	32.34
Charitable Activities	598.66	0.00	0.00	598.66	958.36
Governance Costs	0.00	0.00	0.00	0.00	0.00
Grants and Donations	0.00	0.00	0.00	0.00	0.00
Other Costs	6,073.09	0.00	0.00	6,073.09	7,169.99
Total Resources Expended	6,686.09	0.00	0.00	6,686.09	8,160.69
Net Incoming/Outgoing Resources Before Transfers	-6,142.58	0.00	0.00	-6,142.58	23,409.77
Transfers					
Gross transfers between funds (internal transfers)	0.00	0.00	0.00	0.00	0.00
Net Incoming resources before holding gains and losses	-6,142.58	0.00	0.00	-6,142.58	23,409.77
Holding Gains/Losses					
Gains on revaluation of the charity's fixed assets	0.00	0.00	0.00	0.00	32,541.00
Unrealised Gains/Losses on investment assets	-23,394.46	0.00	0.00	-23,394.46	-45,036.69
Net Movement in Funds	-29,537.04	0.00	0.00	-29,537.04	10,914.08
Reconciliation of Funds					
Total funds brought forward from previous year	673,022.59	0.00	0.00	673,022.59	
Total funds carried forward	643,485.55	0.00	0.00	643,485.55	

March 2023

<u>End of last year</u>		<u>Balance</u>
	Fixed Assets	
3,324.57	Capital Property ✓	3,324.57 ✓
264,361.54	Investment Parmenion PCP46465 ✓	255,100.22 ✓
290,294.11	Investment 100416823 ✓	276,160.97 ✓
557,980.22	Total Fixed Assets	534,585.76 ✓
	Current Assets	
114,856.62	Current bank account ✓	108,761.06 ✓
185.75	Petty Cash ✓	138.73 ✓
0.00	Debtors ✓	0.00
115,042.37	Total Current Assets	108,899.79
673,022.59	Total Assets	643,485.55
	Liabilities	
0.00	Creditors ✓	0.00
0.00	Suspense Account ✓	0.00
0.00	VAT control ✓	0.00
0.00	VAT payable ✓	0.00
0.00	Total Liabilities	0.00
673,022.59	Total Assets Minus Liabilities	643,485.55
	Total Funds	
0.00	Total Restricted Funds	0.00
0.00	Total Endowment Funds	0.00
0.00	Total Designated Funds	0.00
673,022.59	Accumulated Trading & GPF ✓	643,485.55
673,022.59	Total Funds	643,485.55 ✓

<u>End of last year</u>		<u>Balance</u>
	Funds Analysis	

	Designated Funds	


0.00		0.00
	Restricted Funds	

0.00	Help for Heroes	0.00
0.00		0.00
	Endowment Funds	


0.00		0.00
	Trading and General Purpose Funds	

0.00	Trading surplus	0.00
0.00	Non Primary Purpose trading surplus	0.00
10,914.08	General Purpose Fund surplus	(29,537.04)
10,914.08	Trading & GPF surplus	(29,537.04)
662,108.51	Balance at last balance sheet	673,022.59
673,022.59	Accumulated Trading & GPF	643,485.55
673,022.59	Grand total	643,485.55

Signature of A/C Holder/Fund Manager


Date 12/7/23

Signature of Managing Trustee


Date 18 Apr 23

Royal Centre for Defence Medicine

March 2023

	<u>Turnover this month</u>	<u>Turnover year to date</u>
COST OF GOODS SOLD		

(A)	0.00	0.00
	-----	-----
Value of goods disposed at cost		
(B)	0.00	0.00
	-----	-----
COST OF GOODS SOLD (A - B) = (C)	0.00	0.00
	-----	-----
INCOME FROM SALES		

INCOME FROM SALES (D)	0.00	0.00
	-----	-----
SURPLUS		

Income from sales (Total from D)		
Deduct cost of goods sold (Total from C)		
SURPLUS (E)	0.00	0.00
	-----	-----
Gross profit is therefore:	100 %	100 %
E x 100 %		

C		
NET SURPLUS (F)	0.00	0.00
	-----	-----
Total Percentage is therefore:	100 %	100 %
F x 100 %		

C		

March 2023

	<u>Turnover this month</u>		<u>Turnover year to date</u>	
GPF Analysis				
Income				

Voluntary Income				

G001 Public Donations	7.76	7.76	146.56	146.56
Activities for Generating Funds				

		0.00		0.00
Investment Income				

G125 Interest	70.03	70.03	295.07	295.07
Income Resources from Charitable Activiti				

Trading Income	0.00		0.00	
G150 Activities income	0.00		0.00	
		0.00		0.00
Other Income				

Non Primary Purpose Trading Income	0.00		0.00	
G300 Minibus Sale	0.00		0.00	
G301 Unpresented Payments	0.00		101.88	
G302 Grant from Help For Heroes	0.00		0.00	
		0.00		101.88
Internal Transfers In				

G400 Transfer In	0.00		0.00	
		0.00		0.00
Gains on Revaluation of Fixed Assets				

G450 Gains Reval of Fixed Assets	0.00		0.00	
		0.00		0.00
Unrealised Gains on Investment Assets				

G460 Unrealised Gain on Investments	0.00		55,892.09	
		0.00		55,892.09
GPF Total Income		77.79		56,435.60

	<u>Turnover this month</u>		<u>Turnover year to date</u>	
Expenditure				

Investment Management Costs				

		0.00		0.00
Costs of Generating Funds				

G520 PWF Website	14.34		14.34	
G521 Presentations	0.00		0.00	
G522 Fundraising	0.00		0.00	
		14.34		14.34
Charitable Activities				

Trading costs	0.00		0.00	
G600 Purchases for Auction	0.00		0.00	
G601 Expendable Property	93.98		568.59	
G700 Group Activities	0.00		0.00	
G701 Refreshments	22.79		30.07	
G702 Donations	0.00		0.00	
		116.77		598.66
Governance Costs				

G750 Stationery	0.00		0.00	
G751 Trustee Training	0.00		0.00	
		0.00		0.00
Grants and Donations				

G770 Flowers/Cards	0.00		0.00	
		0.00		0.00
Other Costs				

Non Primary Trading Costs	0.00		0.00	
G800 Visits	0.00		0.00	
G801 Funerals	0.00		0.00	
G802 Insurance	0.00		0.00	
G803 Property Depreciation	0.00		0.00	
G804 TV Cards	0.00		0.00	
G805 Telephone Cards	0.00		0.00	
G806 Personal Needs	0.00		262.56	
G807 Other Expenditure	104.99		2,038.67	
G808 Write offs	0.00		0.00	
G809 Vehicle Maintenance Costs	0.00		0.00	
G810 TV & Internet costs	47.24		283.55	
G811 Insurance Costs	0.00		397.31	
G812 Takeaway Food for Mil Patients	281.68		3,091.00	
		433.91		6,073.09
Internal Transfers Out				

G900 Transfer Out	0.00		0.00	
		0.00		0.00

Royal Centre for Defence Medicine

	<u>Turnover this month</u>		<u>Turnover year to date</u>	
Unrealised Losses on Investments				

G950 Unrealised Loss on Investments	0.00	0.00	79,286.55	79,286.55
GPF Total Expenditure		----- 565.02		----- 85,972.64
GPF Income Over Expenditure		----- -487.23		----- -29,537.04

	<u>Turnover this month</u>	<u>Turnover year to date</u>
Trading Account Analysis		

Trading Expenditure		

Trading Income	-----	-----

Income Over Expenditure	----- 0.00	----- 0.00
Non Primary Purpose Trading Analysis		

Trading Expenditure		

Trading Income	-----	-----

Income Over Expenditure	----- 0.00	----- 0.00

	<u>Turnover this month</u>		<u>Turnover year to date</u>	
Restricted Funds Analysis				
Income				

Voluntary Income				

R001 Help for Heroes	0.00		0.00	
		0.00		0.00
Activities for Generating Funds				

R001 Help for Heroes	0.00		0.00	
		0.00		0.00
Investment Income				

R001 Help for Heroes	0.00		0.00	
		0.00		0.00
Income Resources from Charitable Activiti				

R001 Help for Heroes	0.00		0.00	
		0.00		0.00
Other Incoming Resources				

R001 Help for Heroes	0.00		0.00	
		0.00		0.00
		-----		-----
Total Income excluding transfers		0.00		0.00

Royal Centre for Defence Medicine

	<u>Turnover this month</u>		<u>Turnover year to date</u>	
Expenditure				

Investment Management Costs				

R001 Help for Heroes	0.00		0.00	
		0.00		0.00
Costs of Generating Funds				

R001 Help for Heroes	0.00		0.00	
		0.00		0.00
Charitable Activities				

R001 Help for Heroes	0.00		0.00	
		0.00		0.00
Governance Costs				

R001 Help for Heroes	0.00		0.00	
		0.00		0.00
Grants and Donations				

R001 Help for Heroes	0.00		0.00	
		0.00		0.00
Other Costs				

R001 Help for Heroes	0.00		0.00	
		0.00		0.00
		-----		-----
Total Expenditure excluding transfers		0.00		0.00
Internal Transfers				

R001 Help for Heroes	0.00		0.00	
		0.00		0.00
		-----		-----
Restricted funds Income Over Expenditure		0.00		0.00
		-----		-----

Royal Centre for Defence Medicine

	<u>Turnover this month</u>	<u>Turnover year to date</u>
Designated Funds Analysis		
Income		

Voluntary Income		

Activities for Generating Funds	0.00	0.00

Investment Income	0.00	0.00

Income Resources from Charitable Activiti	0.00	0.00

Other Incoming Resources	0.00	0.00

	0.00	0.00
	-----	-----
Total Income excluding transfers	0.00	0.00

Royal Centre for Defence Medicine

	<u>Turnover this month</u>	<u>Turnover year to date</u>
Expenditure		

Investment Management Costs		

	0.00	0.00
Costs of Generating Funds		

	0.00	0.00
Charitable Activities		

	0.00	0.00
Governance Costs		

	0.00	0.00
Grants and Donations		

	0.00	0.00
Other Costs		

	0.00	0.00
	-----	-----
Total Expenditure excluding transfers	0.00	0.00
Internal Transfers		

	0.00	0.00
	-----	-----
Designated funds Income Over Expenditur	0.00	0.00
	-----	-----

	<u>Turnover this month</u>	<u>Turnover year to date</u>
Endowment Funds Analysis		
Income		

Voluntary Income		

	0.00	0.00
Activities for Generating Funds		

	0.00	0.00
Investment Income		

	0.00	0.00
Income Resources from Charitable Activiti		

	0.00	0.00
Other Incoming Resources		

	0.00	0.00
	-----	-----
Total Income excluding transfers	0.00	0.00

Royal Centre for Defence Medicine

	<u>Turnover this month</u>	<u>Turnover year to date</u>
Expenditure		

Investment Management Costs		

	0.00	0.00
Costs of Generating Funds		

	0.00	0.00
Charitable Activities		

	0.00	0.00
Governance Costs		

	0.00	0.00
Grants and Donations		

	0.00	0.00
Other Costs		

	0.00	0.00
	-----	-----
Total Expenditure excluding transfers	0.00	0.00
Internal Transfers		

	0.00	0.00
	-----	-----
Endowment funds Income Over Expenditu	0.00	0.00
	-----	-----

Royal Centre for Defence Medicine

	<u>Balance b/fwd</u>	<u>Income</u>	<u>Transfer In</u>	<u>Transfer Out</u>	<u>Expenses</u>	<u>Closing</u>
R001 Help for Heroes	0.00	0.00	0.00	0.00	0.00	0.00
Total Restricted Funds	0.00	0.00	0.00	0.00	0.00	0.00

Royal Centre for Defence Medicine

Balance date to end of March 2023
All nominal codes
Without cost centre codes shown

<u>A\C Code</u>	<u>Name</u>	<u>Balance</u>	<u>Year Movement</u>
B100	Capital Property	3,324.57	0.00
B300	Investment Parmenion PCP46465	255,100.22	-9,261.32
B301	Investment 100416823	276,160.97	-14,133.14
B500	Debtors	0.00	0.00
B650	Current bank account	108,761.06	-6,095.56
B680	Petty Cash	138.73	-47.02
B700	Creditors	0.00	0.00
B749	Suspense Account	0.00	0.00
B750	VAT control	0.00	0.00
B760	VAT payable	0.00	0.00
B900	Accumulated GPF	-673,022.59	-10,914.08
R001	Help for Heroes	0.00	0.00
		643,485.55	-673,022.59
		-29,537.04	-40,451.12

Royal Centre for Defence Medicine

<u>A/C Code</u>	<u>Name</u>	<u>Balance</u>	<u>Month Movement</u>
G001	Public Donations	-146.56	-7.76
G125	Interest	-295.07	-70.03
G150	Activities income	0.00	0.00
G300	Minibus Sale	0.00	0.00
G301	Unpresented Payments	-101.88	0.00
G302	Grant from Help For Heroes	0.00	0.00
G400	Transfer In	0.00	0.00
G450	Gains Reval of Fixed Assets	0.00	0.00
G460	Unrealised Gain on Investments	-55,892.09	0.00
G520	PWF Website	14.34	14.34
G521	Presentations	0.00	0.00
G522	Fundraising	0.00	0.00
G600	Purchases for Auction	0.00	0.00
G601	Expendable Property	568.59	93.98
G700	Group Activites	0.00	0.00
G701	Refreshments	30.07	22.79
G702	Donations	0.00	0.00
G750	Stationery	0.00	0.00
G751	Trustee Training	0.00	0.00
G770	Flowers/Cards	0.00	0.00
G800	Visits	0.00	0.00
G801	Funerals	0.00	0.00
G802	Insurance	0.00	0.00
G803	Property Depreciation	0.00	0.00
G804	TV Cards	0.00	0.00
G805	Telephone Cards	0.00	0.00
G806	Personal Needs	262.56	0.00
G807	Other Expenditure	2,038.67	104.99
G808	Write offs	0.00	0.00
G809	Vehicle Maintenance Costs	0.00	0.00
G810	TV & Internet costs	283.55	47.24
G811	Insurance Costs	397.31	0.00
G812	Takeaway Food for Mil Patients	3,091.00	281.68
G900	Transfer Out	0.00	0.00
G950	Unrealised Loss on Investments	79,286.55	0.00
T740	Sales discounts given	0.00	0.00

<u>A\C Code</u>	<u>Name</u>	<u>Balance</u>		<u>Month Movement</u>	
T750	Purchase discounts taken	0.00		0.00	
		85,972.64	-56,435.60	565.02	-77.79
		29,537.04		487.23	
		0.00			

Sales Account Balance

Mess Member

Balance

Member no:

Totals

March 2023

	Turnover this month	Turnover year to date
COST OF GOODS SOLD		
(A)	0.00	0.00
Value of goods disposed at cost		
(B)	0.00	0.00
COST OF GOODS SOLD (A - B) = (C)	0.00	0.00
INCOME FROM SALES		
INCOME FROM SALES (D)	0.00	0.00
SURPLUS		
Income from sales (Total from D)		
Deduct cost of goods sold (Total from C)		
SURPLUS (E)	0.00	0.00
Gross profit is therefore:	100 %	100 %
$\frac{E \times 100}{C} \%$		
NET SURPLUS (F)	0.00	0.00
Total Percentage is therefore:	100 %	100 %
$\frac{F \times 100}{C} \%$		

March 2023

	<u>Turnover this month</u>	<u>Turnover year to date</u>
GPF Analysis		
Income		

Voluntary Income	7.76	146.56
Activities for Generating Funds	0.00	0.00
Investment Income	70.03	295.07
Income Resources from Charitable Activiti	0.00	0.00
Other Income	0.00	101.88
	-----	-----
Total Income excluding transfers	77.79	543.51
Expenditure		

Investment Management Costs	0.00	0.00
Costs of Generating Funds	14.34	14.34
Charitable Activities	116.77	598.66
Governance Costs	0.00	0.00
Grants and Donations	0.00	0.00
Other Costs	433.91	6,073.09
	-----	-----
Total Expenditure excluding transfers	565.02	6,686.09
Internal Transfers	0.00	0.00
	-----	-----
Gains on revaluation of fixed assets	0.00	0.00
	-----	-----
Unrealised gains/losses on investment asse	0.00	-23,394.46
	-----	-----
GPF Income Over Expenditure	-487.23	-29,537.04
	-----	-----

	<u>Turnover this month</u>	<u>Turnover year to date</u>
Restricted Fund Analysis		
Income		

Voluntary Income	0.00	0.00
Activities for Generating Funds	0.00	0.00
Investment Income	0.00	0.00
Income Resources from Charitable Activiti	0.00	0.00
Other Incoming Resources	0.00	0.00
	-----	-----
Total Income excluding transfers	0.00	0.00
Expenditure		

Investment Management Costs	0.00	0.00
Costs of Generating Funds	0.00	0.00
Charitable Activities	0.00	0.00
Governance Costs	0.00	0.00
Grants and Donations	0.00	0.00
Other Costs	0.00	0.00
	-----	-----
Total Expenditure excluding transfers	0.00	0.00
Internal Transfers	0.00	0.00
	-----	-----
Restricted funds Income Over Expenditure	0.00	0.00
	-----	-----

	Turnover this month	Turnover year to date
Designated Funds Analysis		
Income		

Voluntary Income	0.00	0.00
Activities for Generating Funds	0.00	0.00
Investment Income	0.00	0.00
Income Resources from Charitable Activiti	0.00	0.00
Other Incoming Resources	0.00	0.00
	-----	-----
Total Income excluding transfers	0.00	0.00
Expenditure		

Investment Management Costs	0.00	0.00
Costs of Generating Funds	0.00	0.00
Charitable Activities	0.00	0.00
Governance Costs	0.00	0.00
Grants and Donations	0.00	0.00
Other Costs	0.00	0.00
	-----	-----
Total Expenditure excluding transfers	0.00	0.00
Internal Transfers	0.00	0.00
	-----	-----
Designated funds Income Over Expenditur	0.00	0.00
	-----	-----

	Turnover this month	Turnover year to date
Endowment Funds Analysis		
Income		

Voluntary Income	0.00	0.00
Activities for Generating Funds	0.00	0.00
Investment Income	0.00	0.00
Income Resources from Charitable Activiti	0.00	0.00
Other Incoming Resources	0.00	0.00
	-----	-----
Total Income excluding transfers	0.00	0.00
Expenditure		

Investment Management Costs	0.00	0.00
Costs of Generating Funds	0.00	0.00
Charitable Activities	0.00	0.00
Governance Costs	0.00	0.00
Grants and Donations	0.00	0.00
Other Costs	0.00	0.00
	-----	-----
Total Expenditure excluding transfers	0.00	0.00
Internal Transfers	0.00	0.00
	-----	-----
Endowment funds Income Over Expenditu	0.00	0.00
	-----	-----