



Child's Hill Food Bank

All Saints Church, Church Walk, NW2 2TJ

Charity Number 1191017

**Annual Statement for the period
January 2023 to December 2023**

Summary

Contained in this Statement are the financial statement for the 2023 calendar year, 1 January 2023 to 31 December 2023. Given that a significant part of the donations we receive come as food we have also included a summary of how food stock has been received and distributed in that time.

Financial Summary

	Jan 2022 - Dec 2022	Jan 2023 - Dec 2023
Income	£19843.87	£7397.13
Expenditure	£8508.34	£10158.43
In year Balance	£11335.53	-£2761.30
Carried over from previous year	£12043.96	£23379.49
Balance	£23379.49	£20618.19

Food Stock Summary

Note food is simply weighed in kg in and out of stock, all types of food are treated the same, value is not placed on individual food types beyond their weight, so this serves primarily as a demonstration that we are treating the donations of food appropriately to meet the objects of the charity. The Food is only weighed in if we are able to store it, so all fresh food which arrives on the day is immediately redistributed and record is not kept of the quantities of this food. We added to our sources this year, significantly Food Bank Aid has been supplying us with food each week both of fresh and non-perishable supplies. In September we had our first 'stock take' in three years of operation and found that our records claimed we had 923.71kg more stock than we actually had. This is probably down to the weight of bulk packaging (used during weigh in and not at weigh out) as well as the odd human error. In reality this is just over 6kg per week - so not a significant amount, however it would be advisable for us to do a stock take each year.

	Jan 2022 - Dec 2022	Jan 2023 - Dec 2023
Incoming	12,037.74kg	13,578.67kg
Outgoing	11,604.04kg	13,699.49kg
In year Balance	433.7kg	-120.82kg
Carried over from previous year	1,041.11kg	1,474.81kg
Balance	1,474.81kg	1,353.99kg

Trustees

Sarah Hoyle stood down as a trustee in August of 2023. Tracey-Lee Sayers was appointed as a trustee on the 9 November 2023. Andrew Potter, Anne Clarke, and Pauline Drayson were all re-appointed in August 2023 and The Reverend Robin Sims-Williams continues as a (ex-officio) trustee. With the exception of one ex-officio trustee (who is the incumbent of All Saints Church, Child's Hill) the other trustees are appointed by the trustees for a 3 year term. Terms of office are for three years and the trustees agreed it would seek to appoint more trustees in 2024. With the departure of Sarah Hoyle, The Reverend Robin Sims-Williams agreed to be chair of trustees.

Operations

The trustees meet on a regular basis to decide on operations and take decisions for the charity. One trustee is on duty every Saturday when the Food Bank is open for clients, managing volunteers and taking responsibility for the work being undertaken. However, the trustees have agreed that Duty managers can be appointed to be in charge during sessions.

Performance

Over the course of 2023 the food bank provided 3170 food parcels (avg. 61/week), an increase of 49% on the previous year, continuing the increase seen in the last four months of 2022. With the increased fresh food being provided we have been able to tackle food waste while also providing food which is better for our clients as well as easier (and less expensive) to prepare.

Risks

The most significant risk to our operation continues to be to provision of food. We have diversified our sources, now getting food regularly from Food Bank Aid as well as the Barnet Food Hub and from a number of other sources, including those collecting food as part of their religious community. We receive food collections from Jain, Muslim, Jewish and Christian groups. We continue to hold a healthy balance of capital to cover the cost of purchasing food if one of our major sources stops.

We have an appropriate Insurance policy.

Safeguarding

We have a policy on safeguarding and are concerned to provide a safe space at the food bank for our clients and our volunteers.

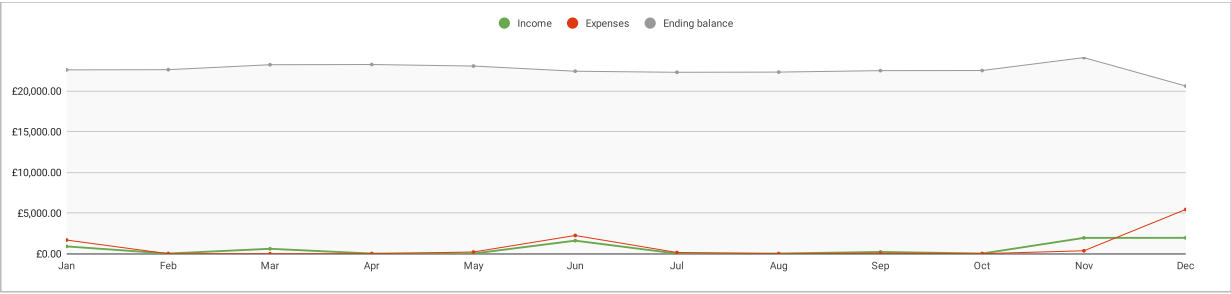
Appendix A
Income and Expenditure
January 2023 - December 2023

About this sheet

This sheet generates a summary of your spending based on data in the 'Expenses' and 'Income' tabs.
Make sure you've set a starting balance in the 'Configure' tab before beginning.

Note

Please don't edit this sheet.
It contains formulas and will update automatically.



Summary

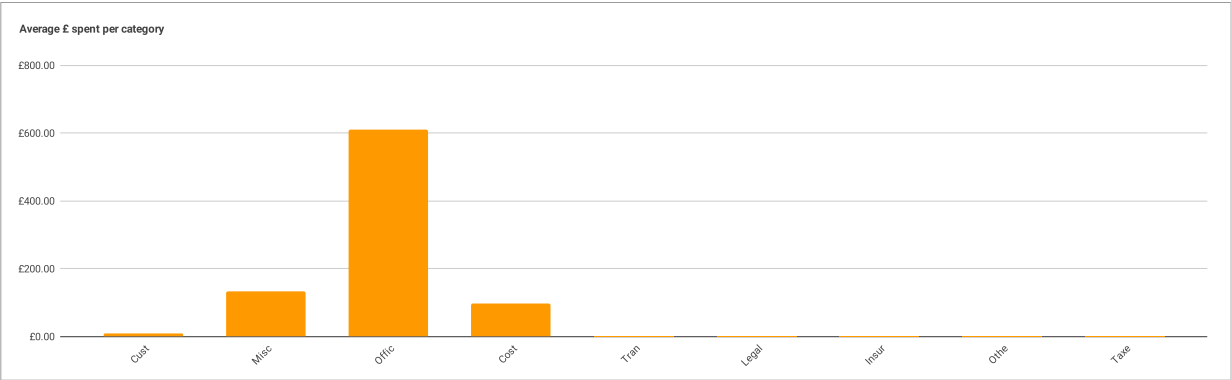
	Jan	Feb	Mar	Apr	May	Jun	Jul	Aug	Sep	Oct	Nov	Dec	Total	Average
Income	£900.00	£25.00	£609.13	£25.00	£25.00	£1,608.00	£25.00	£25.00	£225.00	£25.00	£1,950.00	£1,955.00	£7,397.13	£616.43
Expenses	£1,684.12	£0.00	£0.00	£0.00	£213.99	£2,244.00	£155.98	£0.00	£47.10	£10.00	£365.19	£5,438.05	£10,158.43	£1,269.80
Net savings [1]	-£784.12	£25.00	£609.13	£25.00	-£188.99	-£636.00	-£130.98	£25.00	£177.90	£15.00	£1,584.81	-£3,483.05	-£2,761.30	£351.69
Ending balance [2]	£22,595.37	£22,620.37	£23,229.50	£23,254.50	£23,065.51	£22,429.51	£22,298.53	£22,323.53	£22,501.43	£22,516.43	£24,101.24	£20,618.19		£22,629.51

Income

	Jan	Feb	Mar	Apr	May	Jun	Jul	Aug	Sep	Oct	Nov	Dec	Total	Average
Donations	£900.00	£25.00	£609.13	£25.00	£25.00	£1,608.00	£25.00	£25.00	£225.00	£25.00	£1,950.00	£1,955.00	£7,397.13	£616.43
Other	£0.00	£0.00	£0.00	£0.00	£0.00	£0.00	£0.00	£0.00	£0.00	£0.00	£0.00	£0.00	£0.00	£0.00

Expenses

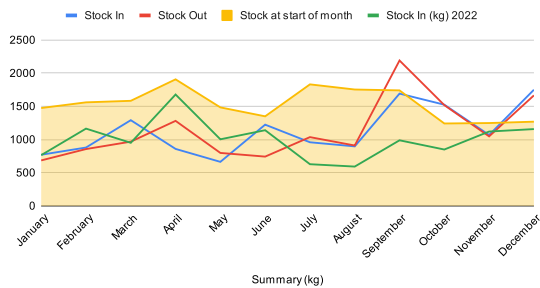
	Jan	Feb	Mar	Apr	May	Jun	Jul	Aug	Sep	Oct	Nov	Dec	Total	Average
Customer Acquisition	£0.00	£0.00	£0.00	£0.00	£0.00	£0.00	£0.00	£0.00	£0.00	£10.00	£0.00	£90.00	£0.00	£8.33
Miscellaneous Cost of Service	£1,540.12	£0.00	£0.00	£0.00	£0.00	£0.00	£0.00	£0.00	£47.10	£0.00	£0.00	£0.00	£1,587.22	£132.27
Office/General Administrative	£144.00	£0.00	£0.00	£0.00	£213.99	£2,144.00	£155.98	£0.00	£0.00	£0.00	£365.19	£4,288.00	£7,311.16	£609.26
Cost of Goods/Cost of Services	£0.00	£0.00	£0.00	£0.00	£0.00	£100.00	£0.00	£0.00	£0.00	£0.00	£0.00	£1,060.05	£1,160.05	£96.67
Transport	£0.00	£0.00	£0.00	£0.00	£0.00	£0.00	£0.00	£0.00	£0.00	£0.00	£0.00	£0.00	£0.00	£0.00
Legal	£0.00	£0.00	£0.00	£0.00	£0.00	£0.00	£0.00	£0.00	£0.00	£0.00	£0.00	£0.00	£0.00	£0.00
Insurance	£0.00	£0.00	£0.00	£0.00	£0.00	£0.00	£0.00	£0.00	£0.00	£0.00	£0.00	£0.00	£0.00	£0.00
Other Expenses	£0.00	£0.00	£0.00	£0.00	£0.00	£0.00	£0.00	£0.00	£0.00	£0.00	£0.00	£0.00	£0.00	£0.00
Taxes	£0.00	£0.00	£0.00	£0.00	£0.00	£0.00	£0.00	£0.00	£0.00	£0.00	£0.00	£0.00	£0.00	£0.00



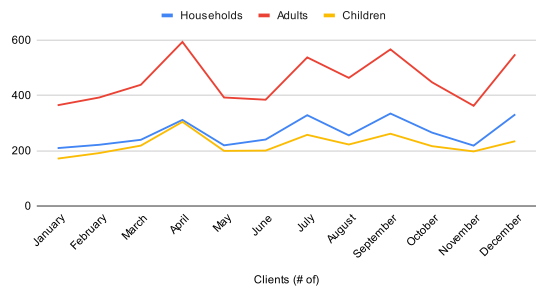
Appendix B
Food Stock
January 2023 - December 2023

Summary (kg)	January	February	March	April	May	June	July	August	September	October	November	December	TOTAL	
Stock In	770.79	879.36	1291.48	858.54	663.52	1224.23	958.75	896.85	1691.95	1524.94	1068.32	1749.94	13578.67	
Stock Out	685.29	856.35	967.96	1281.2	798.1	742.64	1036.28	909.99	2190.7	1518.35	1047.71	1664.92	13699.49	
	85.5	23.01	323.52	-422.66	-134.58	481.59	-77.53	-13.14	-498.75	6.59	20.61	85.02		
Stock Total (kg)	January	February	March	April	May	June	July	August	September	October	November	December	END OF YEAR	
On 1st of Month	1474.81	1560.31	1583.32	1906.84	1484.18	1349.6	1831.19	1753.66	1740.52	1241.77	1248.36	1268.97	1353.99	
Stock In (kg)	January	February	March	April	May	June	July	August	September	October	November	December	TOTAL	
Donations	406.08	483.12	949.12	539.02	492.9	735.91	619.39	599.16	1175.71	737.04	524.42	915.94	8177.81	60.23%
Barnet	338.13	396.24	342.36	319.52	170.62	488.32	339.36	297.69	516.24	787.9	543.9	516.88	5057.16	37.24%
Period Supply charity	0	0	0	0	0	0	0	0	0	0	0	0	0	0.00%
ProjectIn	0	0	0	0	0	0	0	0	0	0	0	91.72	91.72	0.68%
Purchases for stock	0	0	0	0	0	0	0	0	0	0	0	225.4	225.4	1.66%
Stock In (kg) 2022	764.78	1164.44	950.47	1678.29	1003.41	1140.45	628.12	592.42	988.31	849.4	1120.34	1157.31		
Stock Out (kg)	January	February	March	April	May	June	July	August	September	October	November	December	TOTAL	
Client	681.29	853.91	958.52	1281.2	798.1	741.08	1036.28	909.99	1266.99	1518.35	1047.16	1276.31	12369.18	
ProjectOut	0	0	0	0	0	0	0	0	0	0	0	388.61	388.61	
Oversize/OutofDate	4	2.44	9.44	0	0	1.56	0	0	923.71	0	0.55	0	941.7	
kg to Clients/week	170.3	213.5	239.6	256.2	199.5	185.3	207.3	227.5	253.4	379.6	261.8	255.3	237.9	
Clients (# of)	January	February	March	April	May	June	July	August	September	October	November	December	TOTAL	
Households	209	221	239	311	219	240	328	255	334	265	218	331	3170	
Adults	364	392	438	593	392	384	537	463	566	447	362	548	5486	
Children	171	191	218	304	199	200	257	222	261	216	197	234	2670	
Households/week	52.3	55.3	59.8	62.2	54.8	60.0	65.6	63.8	66.8	66.3	54.5	66.2	61.0	
Average/Household (kg)	3.3	3.9	4.0	4.1	3.6	3.1	3.2	3.6	3.8	5.7	4.8	5.0	4.0	
Average/Person (kg)	1.3	1.5	1.5	1.4	1.4	1.3	1.3	1.3	1.5	2.3	1.9	2.1	1.6	
2022 Households/week	28.6	37	38.3	41.6	40.3	40.5	33	38.5	38.5	54.2	47.5	56.3		

Stock In and Stock Out



Households, Adults and Children



Distribution Averages

