



Child's Hill Food Bank

All Saints Church, Church Walk, NW2 2TJ

Charity Number 1191017

**Annual Statement for the period
January 2022 to December 2022**

Summary

Contained in this Statement are the financial statement for the 2022 calendar year, 1 January 2022 to 31 December 2022. Given that a significant part of the donations we receive come as food we have also included a summary of how food stock has been received and distributed in that time.

Financial Summary

	Jan 2021 - Dec 2021	Jan 2022 - Dec 2022
Income	£7786.73	£19843.87
Expenditure	£7480.23	£8508.34
In year Balance	£306.50	£11335.53
Carried over from previous year	£11737.46	£12043.96
Balance	£12043.96	£23379.49

Food Stock Summary

Note food is simply weighed in kg in and out of stock, all types of food are treated the same, value is not placed on individual food types beyond their weight, so this serves primarily as a demonstration that we are treating the donations of food appropriately to meet the objects of the charity. The Food is only weighed in if we are able to store it, so all fresh food which arrives on the day is immediately redistributed and record is not kept of the quantities of this food. Having been established for more than a year we now have a number of sources which provide fresh food on the day, meaning less of the non-perishables are being used. This is reflected in the reduction turnover of food despite an increase in the number of families being supported.

	Jan 2021 - Dec 2021	Jan 2022 - Dec 2022
Incoming	16,947.07kg	12,037.74kg
Outgoing	16,716.46kg	11,604.04kg
In year Balance	230.61kg	433.7kg
Carried over from previous year	810.5kg	1,041.11kg
Balance	1,041.11kg	1,474.81kg

Trustees

Sarah Hoyle, Andrew Potter, Anne Clarke, Pauline Drayson and The Reverend Robin Sims-Williams (ex-officio) are the founding Trustees of Child's Hill Food Bank. With the exception of one ex-officio trustee (who is the incumbent of All Saints Church, Child's Hill) the other trustees are appointed by the trustees for a 3 year term. Terms of office come to an end in 2023, some intend to continue but new trustees will need to be brought on board.

Operations

The trustees meet on a regular basis to decide on operations and take decisions for the charity. One trustee is on duty every Saturday when the Food Bank is open for clients, managing volunteers and taking responsibility for the work being undertaken.

Performance

Over the course of 2022 the food bank provided 2134 food parcels (avg. 41/week), an increase of 25% on the previous year, this increase is most noticeable in the last 4 months of the year when demand increase by 50% or more. With the increased fresh food being provided we have been able to tackle food waste while also providing food which is better for our clients as well as easier (and less expensive) to prepare.

Risks

The most significant risk continues to be to provision of food. We have diversified our sources, now getting food regularly from Food Bank Aid as well as the Barnet Food Hub and from a number of other sources, including those collecting food as part of their religious community. We receive food collections from Jain, Muslim, Jewish and Christian groups. We continue to hold a healthy balance of capital to cover the cost of purchasing food if one of our major sources stops.

Income and Expenditure

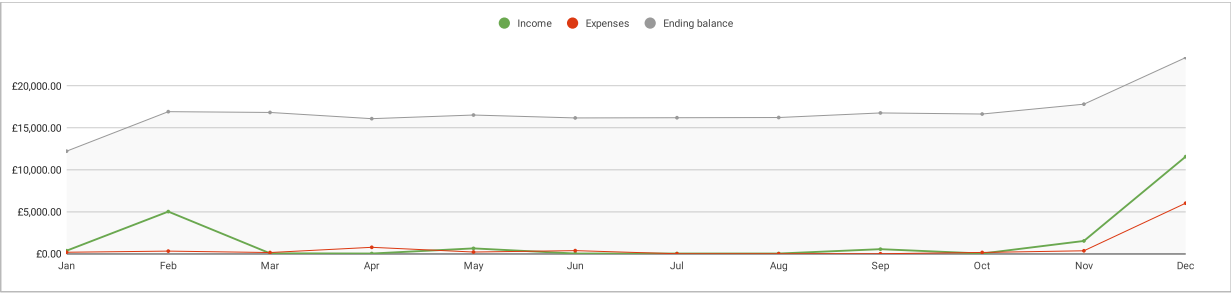
January 2022 - December 2022

About this sheet

This sheet generates a summary of your spending based on data in the 'Expenses' and 'Income' tabs.
Make sure you've set a starting balance in the 'Configure' tab before beginning.

Note

Please don't edit this sheet.
It contains formulas and will update automatically.



Summary

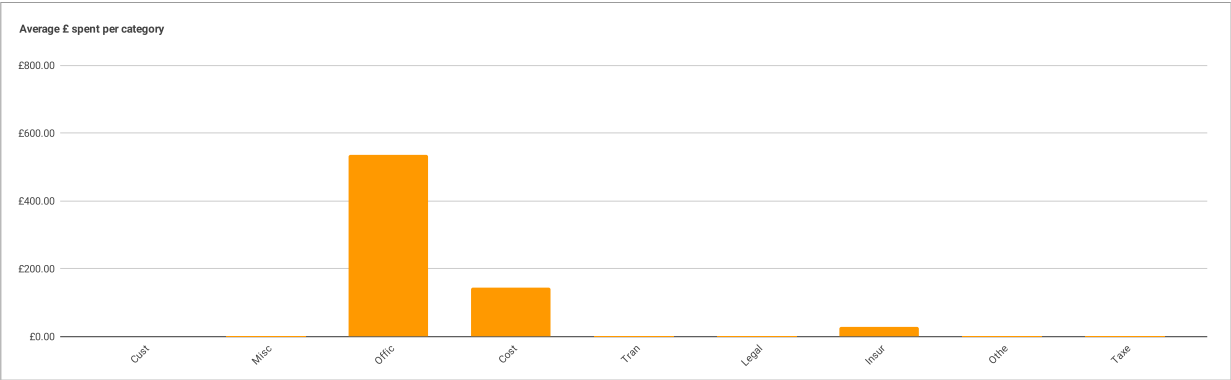
	Jan	Feb	Mar	Apr	May	Jun	Jul	Aug	Sep	Oct	Nov	Dec	Total	Average
Income	£360.25	£5,025.00	£50.00	£25.00	£638.00	£25.00	£25.00	£25.00	£545.00	£25.00	£1,525.00	£11,575.62	£19,843.87	£1,653.66
Expenses	£178.52	£313.06	£144.00	£766.50	£204.40	£371.00	£0.00	£0.00	£0.00	£154.00	£351.86	£6,025.00	£8,508.34	£945.37
Net savings [1]	£181.73	£4,711.94	£-94.00	£-741.50	£433.60	£-346.00	£25.00	£25.00	£545.00	£-129.00	£1,173.14	£5,550.62	£11,335.53	£1,580.75
Ending balance [2]	£12,225.69	£16,937.63	£16,843.63	£16,102.13	£16,535.73	£16,189.73	£16,214.73	£16,239.73	£16,784.73	£16,655.73	£17,828.87	£23,379.49		£16,828.15

Income

	Jan	Feb	Mar	Apr	May	Jun	Jul	Aug	Sep	Oct	Nov	Dec	Total	Average
Donations	£360.25	£5,025.00	£50.00	£25.00	£638.00	£25.00	£25.00	£25.00	£545.00	£25.00	£1,525.00	£11,575.62	£19,843.87	£1,653.66
Other	£0.00	£0.00	£0.00	£0.00	£0.00	£0.00	£0.00	£0.00	£0.00	£0.00	£0.00	£0.00	£0.00	£0.00

Expenses

	Jan	Feb	Mar	Apr	May	Jun	Jul	Aug	Sep	Oct	Nov	Dec	Total	Average
Customer Acquisition	£0.00	£0.00	£0.00	£0.00	£0.00	£0.00	£0.00	£0.00	£0.00	£10.00	£0.00	£0.00	£0.00	£0.83
Miscellaneous Cost of Service	£0.00	£0.00	£0.00	£0.00	£0.00	£0.00	£0.00	£0.00	£0.00	£0.00	£0.00	£0.00	£0.00	£0.00
Office/General Administrative	£0.00	£0.00	£144.00	£0.00	£0.00	£144.00	£0.00	£0.00	£0.00	£144.00	£0.00	£6,000.00	£6,432.00	£536.00
Cost of Goods/Cost of Services	£178.52	£313.06	£0.00	£766.50	£204.40	£227.00	£0.00	£0.00	£0.00	£0.00	£0.00	£25.00	£1,714.48	£142.87
Transport	£0.00	£0.00	£0.00	£0.00	£0.00	£0.00	£0.00	£0.00	£0.00	£0.00	£0.00	£0.00	£0.00	£0.00
Legal	£0.00	£0.00	£0.00	£0.00	£0.00	£0.00	£0.00	£0.00	£0.00	£0.00	£0.00	£0.00	£0.00	£0.00
Insurance	£0.00	£0.00	£0.00	£0.00	£0.00	£0.00	£0.00	£0.00	£0.00	£0.00	£351.86	£0.00	£351.86	£29.32
Other Expenses	£0.00	£0.00	£0.00	£0.00	£0.00	£0.00	£0.00	£0.00	£0.00	£0.00	£0.00	£0.00	£0.00	£0.00
Taxes	£0.00	£0.00	£0.00	£0.00	£0.00	£0.00	£0.00	£0.00	£0.00	£0.00	£0.00	£0.00	£0.00	£0.00

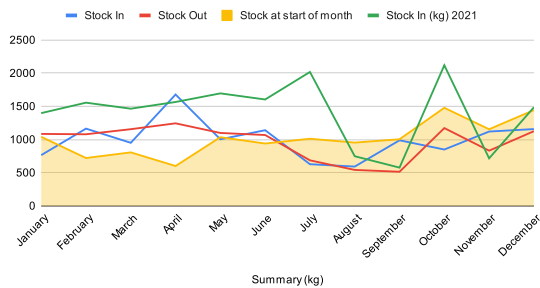


Food Stock

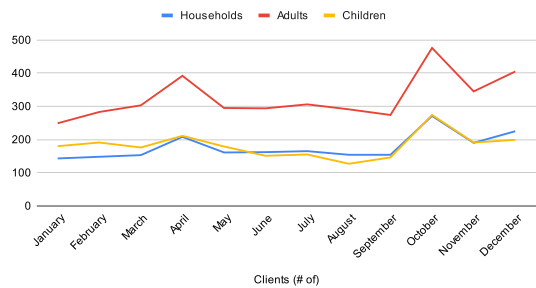
January 2022 - December 2022

Summary (kg)	January	February	March	April	May	June	July	August	September	October	November	December	TOTAL	
Stock In	764.78	1164.44	950.47	1678.29	1003.41	1140.45	628.12	592.42	988.31	849.4	1120.34	1157.31	12037.74	
Stock Out	1084.6	1079.27	1155.79	1244.16	1098.89	1068.04	686.46	542.02	514.44	1172.42	832.18	1125.77	11604.04	
Stock Total (kg)	January	February	March	April	May	June	July	August	September	October	November	December	END OF YEAR	
On 1st of Month	1041	721.18	806.35	601.03	1035.16	939.68	1012.09	953.75	1004.15	1478.02	1155	1443.16	1474.7	
Stock In (kg)	January	February	March	April	May	June	July	August	September	October	November	December	TOTAL	
Donations	251.58	284.75	407.91	343.09	243.44	439.54	134.78	228.38	211.2	381.5	719.88	892.26	4538.31	37.70%
Barnet	412.26	574.99	542.56	713.96	661.21	581.09	492.46	364.04	745.21	467.9	370.46	213.25	6139.39	51.00%
Period Supply charity	0	27	0	0	0	0	0	0	0	0	30	0	57	0.47%
ProjectIn	0	0	0	0	0	0	0	0	0	0	0	51.8	51.8	0.43%
Purchases for stock	100.94	277.7	0	621.24	98.76	119.82	0	0	0	0	0	0	1218.46	10.12%
Stock In (kg) 2021	1397.79	1555.51	1464.86	1565.67	1695.44	1603.45	2017.97	748.36	576.69	2118.97	716.67	1485.69		
Stock Out (kg)	January	February	March	April	May	June	July	August	September	October	November	December	TOTAL	
Client	1084.6	1079.27	1155.79	1244.16	1098.89	1068.04	686.46	542.02	514.44	1172.42	832.18	1012.11	11490.38	
ProjectOut	0	0	0	0	0	0	0	0	0	0	0	105.8	105.8	
Oversize/OutofDate	0	0	0	0	0	0	0	0	0	0	0	7.86	7.86	
kg to Clients/week	216.9	269.8	288.9	248.8	274.7	267.0	137.3	135.5	128.6	234.5	208.0	253.0	221.0	
Clients (# of)	January	February	March	April	May	June	July	August	September	October	November	December	TOTAL	
Households	143	148	153	208	161	162	165	154	154	271	190	225	2134	
Adults	249	283	303	392	295	294	306	291	274	476	345	405	3913	
Children	180	191	176	211	179	151	155	127	146	274	191	199	2180	
Households/week	28.6	37.0	38.3	41.6	40.3	40.5	33.0	38.5	38.5	54.2	47.5	56.3	41.0	
Average/Household (kg)	7.6	7.3	7.6	6.0	6.8	6.6	4.2	3.5	3.3	4.3	4.4	5.0	5.4	
Average/Person (kg)	2.5	2.3	2.4	2.1	2.3	2.4	1.5	1.3	1.2	1.6	1.6	1.9	1.9	
2021 Households/week	21.2	24.3	35.3	37.5	44.2	39.8	36.6	31	25.3	26.6	32.5	39.3		

Stock In and Stock Out



Households, Adults and Children



Distribution Averages

