

Charity Registration Number: 1189923

**QUBA MASJID AND EDUCATION CENTRE**  
**Annual Report & Accounts**  
for the year ended 31<sup>st</sup> July 2023

SMQ Accountancy and Management  
Consultancy Ltd, Crown House, North  
Circular Road, NW10-7PN

# Contents

## Annual Report and Accounts for the year ended on 31<sup>st</sup> July 2023

|                                   |       |
|-----------------------------------|-------|
| Charity information               | 1     |
| Trustees' Report                  | 2     |
| Independent Examiner's Report     | 10    |
| Statement of Financial activities | 11    |
| Balance Sheet                     | 12    |
| Notes to the financial statements | 13-58 |

## Reference and administrative details

|                          |  |
|--------------------------|--|
| Charity Registration No. | 1189923  |
| Principal address        | Unit C, Golden Crescent,<br>Hayes, UB3 1AQ   |
| Trustees                 | Abdirahman Mohamed yusuf (Chairman)<br>Mataan Noh (Trustee)<br>Abdikarim Haji Ali (Trustee)<br>Said Khalif (Trustee) |
| Accountants              | SMQ Accountancy and Management<br>Consultancy Ltd, Crown House, North<br>Circular Road, NW10-7PN                     |
| Principal Bankers        | HSBC Bank  |



|  |            |            |                 |
|--|------------|------------|-----------------|
| Charity Name: QUBA MASJID AND EDUCATION CENTRE |            | Charity No | 1189923         |
| Annual accounts for the period                 |            |            |                 |
| Period start date                              | 01/08/2022 | To         | Period end date |
|  |            |            | 31/07/2023      |

## Section A Statement of financial activities

| Recommended categories by activity  | Guidance Notes | Unrestricted funds<br>£<br>F01 | Restricted income funds<br>£<br>F02 | Endowment funds<br>£<br>F03 | Total funds<br>£<br>F04 | Prior year funds<br>£<br>F05 |
|---|----------------|--------------------------------|-------------------------------------|-----------------------------|-------------------------|------------------------------|
| <b>Incoming resources (Note 3)</b>  |                |                                |                                     |                             |                         |                              |
| <b>Income and endowments from:</b>  |                |                                |                                     |                             |                         |                              |
| Donations and legacies  | S01            | 684,421                        | 98,857                              | -                           | 783,279                 | 353,527                      |
| Charitable activities   | S02            | -                              | -                                   | -                           | -                       | -                            |
| Other trading activities  | S03            | -                              | -                                   | -                           | -                       | -                            |
| Investments   | S04            | 3,491                          | -                                   | -                           | 3,491                   | -                            |
| JRS Furlough Income   | S05            | -                              | -                                   | -                           | -                       | 3,312                        |
| Other   | S06            | -                              | -                                   | -                           | -                       | -                            |
| <b>Total</b>  | S07            | 687,912                        | 98,857                              | -                           | 786,770                 | 356,839                      |
| <b>Resources expended (Note 6)</b>  |                |                                |                                     |                             |                         |                              |
| <b>Expenditure on:</b>  |                |                                |                                     |                             |                         |                              |
| Raising funds   | S08            | 99,389                         | -                                   | -                           | 99,389                  | 88,006                       |
| Charitable activities   | S09            | 64,293                         | 73,167                              | -                           | 137,459                 | 98,944                       |
| Governance costs  | S10            | 49,120                         | -                                   | -                           | 49,120                  | 77,934                       |
| Other   | S11            | -                              | 12,600                              | -                           | 12,600                  | -                            |
| <b>Total</b>  | S12            | 212,802                        | 85,767                              | -                           | 298,569                 | 264,884                      |
| <b>Net income/(expenditure) before investment gains/(losses)</b>          |                |                                |                                     |                             |                         |                              |
| Net gains/(losses) on investments   | S13            | 475,111                        | 13,091                              | -                           | 488,201                 | £91,955                      |
| <b>Net income/(expenditure)</b>   | S14            | -                              | -                                   | -                           | -                       | -                            |
| <b>Extraordinary items</b>  | S15            | 475,111                        | 13,091                              | -                           | 488,201                 | £91,955                      |
| <b>Transfers between funds</b>  | S16            | -                              | -                                   | -                           | -                       | -                            |
| <b>Other recognised gains/(losses):</b>                                   | S17            | -                              | -                                   | -                           | -                       | -                            |
| Gains and losses on revaluation of fixed assets for the charity's own use | S18            | -                              | -                                   | -                           | -                       | -                            |
| Other gains/(losses)  | S19            | -                              | -                                   | -                           | -                       | -                            |
| <b>Net movement in funds</b>  | S20            | 475,111                        | 13,091                              | -                           | 488,201                 | £91,955                      |
| <b>Reconciliation of funds:</b>   |                |                                |                                     |                             |                         |                              |
| Total funds brought forward   | S21            | 204,553                        | 2,166,301                           | -                           | 2,370,854               | 2,342,347                    |
| <b>Total funds carried forward</b>  | S22            | 679,664                        | 2,179,392                           | -                           | 2,859,055               | 2,370,854                    |



## Section B

## Balance sheet

|   |             | Guidance Notes | Unrestricted funds<br>£<br>F01 | Restricted income funds<br>£<br>F02 | Endowment funds<br>£<br>F03 | Total this year<br>£<br>F04 | Total last year<br>£<br>F05 |
|---|-------------|----------------|--------------------------------|-------------------------------------|-----------------------------|-----------------------------|-----------------------------|
| <b>Fixed assets</b>                                   |             |                |                                |                                     |                             |                             |                             |
| Intangible assets                                     | (Note 15)   | B01            | -                              | -                                   | -                           | -                           | -                           |
| Tangible assets                                       | (Note 14)   | B02            | 25,979                         | 2,142,200                           | -                           | 2,168,179                   | 2,109,438                   |
| Heritage assets                                       | (Note 16)   | B03            | -                              | -                                   | -                           | -                           | -                           |
| Investments   | (Note 17)   | B04            | -                              | -                                   | -                           | -                           | -                           |
| <b>Total fixed assets</b>                             |             | B05            | 25,979                         | 2,142,200                           | -                           | 2,168,179                   | 2,109,438                   |
| <b>Current assets</b>                                 |             |                |                                |                                     |                             |                             |                             |
| Stocks  | (Note 18)   | B06            | -                              | -                                   | -                           | -                           | -                           |
| Debtors   | (Note 19)   | B07            | 26,449                         | -                                   | -                           | 26,449                      | 17,883                      |
| Investments   | (Note 17.4) | B08            | -                              | -                                   | -                           | -                           | -                           |
| Cash at bank and in hand                              | (Note 24)   | B09            | 695,175                        | -                                   | -                           | 695,175                     | 247,080                     |
| <b>Total current assets</b>                           |             | B10            | 721,624                        | -                                   | -                           | 721,624                     | 264,963                     |
| <b>Creditors: amounts falling due within one year</b> |             |                |                                |                                     |                             |                             |                             |
|   | (Note 20)   | B11            | 30,747                         | -                                   | -                           | 30,747                      | 3,547                       |
| <b>Net current assets/(liabilities)</b>               |             | B12            | 690,877                        | -                                   | -                           | 690,877                     | 261,416                     |
| <b>Total assets less current liabilities</b>          |             | B13            | 716,855                        | 2,142,200                           | -                           | 2,859,055                   | 2,370,854                   |
| <b>Creditors: amounts falling due after one year</b>  |             |                |                                |                                     |                             |                             |                             |
|   | (Note 20)   | B14            | -                              | -                                   | -                           | -                           | -                           |
| <b>Provisions for liabilities</b>                     |             | B15            | -                              | -                                   | -                           | -                           | -                           |
| <b>Total net assets or liabilities</b>                |             | B16            | 716,855                        | 2,142,200                           | -                           | 2,859,055                   | 2,370,854                   |
| <b>Funds of the Charity</b>                           |             |                |                                |                                     |                             |                             |                             |
| Endowment funds                                       | (Note 27)   | B17            | -                              | -                                   | -                           | -                           | -                           |
| Restricted income funds                               | (Note 27)   | B18            | -                              | 2,179,392                           | -                           | 2,179,392                   | 2,166,301                   |
| Unrestricted funds                                    |             | B19            | 679,664                        | -                                   | -                           | 679,664                     | 204,553                     |
| Revaluation reserve                                   |             | B20            | -                              | -                                   | -                           | -                           | -                           |
| <b>Total funds</b>                                    |             | B21            | 679,664                        | 2,179,392                           | -                           | 2,859,055                   | 2,370,854                   |

Signed by one or two trustees on behalf of all the trustees

| Signature | Print Name               | Date of approval<br>dd/mm/yyyy |
|-----------|--------------------------|--------------------------------|
|           | Abdirahman Mohamed Yusuf | 20/03/2024                     |
|           |                          |                                |



**CHARITY COMMISSION  
FOR ENGLAND AND WALES**

## **Trustees' Annual Report for the period**

**From 01/08/2022      Period start date    To      31/07/2023      Period end date**

**Charity name: QUBA MASJID AND EDUCATION CENTRE**

**Charity registration number: 1189923**

## **Objectives and Activities**

|  | SORP reference     |  |
|--|--------------------|--|
| Summary of the purposes of the charity as set out in its governing document  | Para 1.17          | <p>CIO - FOUNDATION Registered 12 Jun 2020 and is a registered charity no 1189923. The objectives for the Centre are as follow:</p> <p>(a) The advancement of the Islamic religion according to the Quran and Sunnah;</p> <p>(b) The advancement of education in compliance within Islamic education according to Quran and Sunnah, including academic studies among the Muslim community;</p> <p>(c) The promotion of religious harmony.</p> <p>Summary of the main activities in relation to those purposes for the public benefit, in particular, the activities, projects or services identified in the accounts.</p>  |
| Summary of the main activities in relation to those purposes for the public benefit, in particular, the activities, projects or services identified in the accounts. | Para 1.17 and 1.19 | <p>Quba masjid is now in the process of looking at what services and projects the Muslim population in Hillingdon needs. As per our objects and aims in the strategic plan we are in the process of developing our structures and programmes to suit the needs of our community.</p> <p><b>Madrasah</b> (Islamic classes for children)<br/>The Islamic classes for children continued for these years.</p> <p>Over that period, we had Children enrolled around 400 who were taught the following subjects:</p> <ul style="list-style-type: none"> <li>• Quran studies:</li> <li>• Islamic studies</li> <li>• Hadith (Sayings and actions of the prophet Mohamad (SAW))</li> <li>• Tahfiid (Qur'an Memorisation).</li> </ul> |

|   |           |  |
|---|-----------|--|
|   |           | <p><b>Sisters' classes:</b><br/>These classes have also continued in 2022-2023.<br/>These classes have also continued in our new building where about 40 sisters meet once a week on a Friday to learn the following subjects</p> <ul style="list-style-type: none"> <li>• Quran studies</li> <li>• Islamic studies</li> <li>• Islamic jurisprudence</li> <li>• Hadith</li> <li>• Tahfiid (Qur'an Memorisation)</li> </ul> <p>And they have got programs calls Talk &amp; Tea that they will discuss their own internal affairs, socially and the live of this country they are living, Refreshments etc. The mothers even have their own programs that they will benefit in many aspects.</p> <p><b>Youth Programmes</b></p> <p>The Programs which took place 2022 – 2023 included the following:<br/>Sunday Programme which consists of:</p> <ul style="list-style-type: none"> <li>- Talk.</li> <li>-Lecture.</li> <li>- Football and indoor games and;</li> <li>- Refreshments.</li> </ul> |
| Statement confirming whether the trustees have had regard to the guidance issued by the Charity Commission on public benefit. | Para 1.16 | Yes  |

**Additional information (optional)**

You may choose to include further statements where relevant about:

|                        | SORP reference |   |
|------------------------|----------------|---|
| Policy on grant making | Para 1.38      | Quba Masjid and education centre is mainly involved in collection and distribution of funds. Funds are collected in various congregation as well as individuals donating funds on monthly basis. Donors also donate based on various projects / causes of charity and funds are then distributed accordingly. |

## Achievements and Performance

|   | SORP reference |  |
|---|----------------|--|
| Summary of the main achievements of the charity, identifying the difference the charity's work has made to the circumstances of its beneficiaries and any wider benefits to society as a whole. | Para 1.20      | <p>Quba masjid is now in the process of looking at what services and projects the Muslim population in Hillingdon needs. As per our objects and aims in the strategic plan we are in the process of developing our structures and programmes to suit the needs of our community.</p> <p><b>Madrasah</b> (Islamic classes for children)<br/>The Islamic classes for children continued for these years.<br/>Over that period, we had Children enrolled around 300 who were taught the following subjects:</p> <ul style="list-style-type: none"> <li>• Quran studies;</li> <li>• Islamic studies</li> <li>• Hadith (Sayings and actions of the prophet Mohamad (SAW)</li> <li>• Tahfiid (Qur'an Memorisation).</li> </ul> |

3

## Financial Review

|   |           |  |
|---|-----------|--|
| Review of the charity's financial position at the end of the period | Para 1.21 | <p>Law applicable to charities in England and Wales requires trustees to prepare financial statements for each financial year which gives a true and fair view of the charity's financial activities during the year and of its financial position at the end of the year. In preparing those financial statements, the trustees are required to:</p> <ul style="list-style-type: none"> <li>• Select suitable accounting policies and then apply them consistently.</li> <li>• Make judgements and estimates that are reasonable and prudent;</li> <li>• State whether applicable accounting standards and statements of recommended practice have been followed subject to any departures disclosed and explained in the financial statements; and</li> <li>• Prepare the financial statements on the going concern basis unless it is inappropriate to presume that the charity will continue in business.</li> </ul> <p>The trustees are responsible for keeping accounting records which disclose with reasonable accuracy at any time the financial position of the charity and enable them to ensure that the financial statements comply with the Charities Act 1993. They are also responsible for safeguarding the assets of the charity and hence for taking reasonable steps for the prevention and detection of fraud and other irregularities.</p> |
|---|-----------|--|

|  |           |  |
|--|-----------|--|
|  |           | During the year, charity received a total donation including government grants (JRS Furlough scheme) amounting to £786,770 (2022: £356,839). Total donations expenditure incurred were £298,569 (2022: £264,884), leaving a surplus of £488,201 (2022: £91,955) in total funds.                              |
| Statement explaining the policy for holding reserves stating why they are held   | Para 1.22 | The trustees recognize the need to hold reserves to ensure the continuation of our work during unforeseen circumstances. Our policy is to hold enough funds to meet operating costs of the mosque for at least six (6) months.   |
| Amount of reserves held  | Para 1.22 | Total amount of reserves held during the year is £2,859,055 (2022: £2,370,854), of which £679,664 (2022: £204,553) is unrestricted funds, £117,192 (2022: £91,501) as restricted funds and £2,062,000 (2022: £2,074,800) is buildings (part of restricted funds)   |
| Reasons for holding zero reserves  | Para 1.22 | No such policy in place.   |
| Details of fund materially in deficit  | Para 1.24 | No fund deficit during the year.   |
| Explanation of any uncertainties about the charity continuing as a going concern | Para 1.23 | Despite reduction in donation income, the trustees are optimistic that the charity will continue to operate, and they are of the opinion to prepare accounts based on going concern basis. The trustees have highlighted that there are no such indication affecting the charity's going concern capability. |

#### **Additional information (optional)**

You may choose to include further statements where relevant about:

|  |           |   |
|--|-----------|---|
| The charity's principal sources of funds (including any fundraising) | Para 1.47 | The charity's main sources of income are donations by the Muslims of local community, madrassa and fund-raising activities. All the fund raising activities is carried out by staff, volunteers and trustees.   |
| A description of the principal risks facing the charity              | Para 1.46 | The trustees have assessed the risks the charity faces and have drawn up a matrix which identifies major risk by areas of activity, nature, likelihood of it occurring and measures put in place to manage them. The trustees review such risks from time to time.<br>The trustees are satisfied that sufficient system is in place to manage such risks. |

## Structure, Governance and Management

|   |                    |  |
|---|--------------------|--|
| Description of charity's trusts:  |                    |  |
| Type of governing document<br>(trust deed, royal charter)   | Para 1.25          | The charity is governed by trust deed.   |
| How is the charity constituted?<br>(e.g. unincorporated association, CIO)   | Para 1.25          | The charity is constituted as "Charitable Incorporated Organization (CIO)".  |
| Trustee selection methods including details of any constitutional provisions e.g. election to post or name of any person or body entitled to appoint one or more trustees | Para 1.25<br><br>5 | Trustees are appointed by a resolution of the trustees passed at a special meeting. The trustees meet as and when required to discuss the objectives of the charity and assess grant applications. |

## Reference and Administrative details

|                             |   |
|-----------------------------|---|
| Charity name                | QUBA MASJID AND EDUCATION CENTRE                      |
| Other name the charity uses |   |
| Registered charity number   | 1189923   |
| Charity's principal address | Quba<br>Unit C<br>Golden Crescent<br>Hayes<br>UB3 1AQ |
|                             |   |

### Names of the charity trustees who manage the charity

|   | Trustee name             | Office (if any) | Dates acted if not for whole year | Name of person (or body) entitled to appoint trustee (if any) |
|---|--------------------------|-----------------|-----------------------------------|---|
| 1 | Mataan Noh               |                 | Since 24.05.2012                  |   |
| 2 | Abdirahman Mohamed Yusuf |                 | Since 24.05.2012                  |   |
| 3 | Abdikarim Haji Ali       |                 | Since 02.05.2017                  |   |
| 4 | Said Khalif              |                 | Since 02.05.2017                  |   |
|   |                          |                 |                                   |   |

### Corporate trustees – names of the directors at the date the report was approved

| Director name |  |  |
|---------------|--|--|
|               |  |  |
| <b>None</b>   |  |  |
|               |  |  |
|               |  |  |
|               |  |  |
|               |  |  |

### Name of trustees holding title to property belonging to the charity

| Trustee name | Dates acted if not for whole year |  |
|--------------|-----------------------------------|--|
|              |                                   |  |
| <b>None</b>  |                                   |  |
|              |                                   |  |
|              |                                   |  |
|              |                                   |  |
|              |                                   |  |

**Funds held as custodian trustees on behalf of others**

|   |      |
|---|------|
| Description of the assets held in this capacity   | None |
| Name and objects of the charity on whose behalf the assets are held and how this falls within the custodian charity's objects | N/A  |
| Details of arrangements for safe custody and segregation of such assets from the charity's own assets                         | N/A  |

**Additional information (optional)****Names and addresses of advisers (Optional information)**

| Type of adviser      | Name   | Address  |
|----------------------|--|--|
| Independent examiner | SMQ Accountancy and Management Consultancy Ltd | Crown House, Suite 702, North Circular Road, London, NW10 7PN. |

**Name of chief executive or names of senior staff members (Optional information)**

|  |
|--|
|  |
|--|

**Exemptions from disclosure**

Reason for non-disclosure of key personnel details

|     |
|-----|
| N/A |
|-----|

**Other optional information**


|      |
|------|
| None |
|------|



## Declarations

The trustees declare that they have approved the trustees' report above.

Signed on behalf of the charity's trustees

|                                     |   |  |
|-------------------------------------|---|--|
| Signature(s)                        |  |  |
| Full name(s)                        | Abdirahman Mohamed Yusuf  |  |
| Position (eg Secretary, Chair, etc) | Chairman  |  |
| Date                                | 20/03/2024  |  |

|                                     |   |
|-------------------------------------|---|
| Signature(s)                        |  |
| Full name(s)                        | Mataan Noh  |
| Position (eg Secretary, Chair, etc) | Trustee   |
| Date                                | 20/03/2024  |

## **Independent examiner's report to the Trustees of QUBA MASJID AND EDUCATION CENTRE**

I report on the accounts of the charity for the year ended 31st July 2023, which are set out on pages 11 to 12.

Respective responsibilities of trustees and examiner

The charity's trustees are responsible for the preparation of the accounts. The charity's trustees consider that an audit is not required under section 144(2) of the Charities Act 2011 (the 2011 Act) and that an independent examination is needed.

It is my responsibility:

- a) Examine the accounts (under section 145 of the 2011 Act);
- b) To follow the procedures laid down in the General Directions given by the Charity Commissioners (under section 145(5)(b) of the 2011 Act);
- c) To state whether particular matters have come to my attention.

### **Basis of independents examiners Report:**

My examination was carried out in accordance with the General Directions given by the Charity Commissioners. An examination includes a review of the accounting records kept by the charity and a comparison of the accounts presented with those records. It also includes consideration of any unusual items or disclosures in the accounts, and seeking explanations from you as trustees concerning any such matters. The procedures undertaken do not provide all the evidence that would be required in an audit, and consequently I do not express an audit opinion on the view given by the accounts.

### **Independent examiner's statement**

In connection with my examination, no matter has come to my attention:

- (1) Which gives me reasonable cause to believe that in any material respect the requirements:
  - a) to keep accounting records in accordance with section 140 of the 2011 Act; and b) to prepare accounts which accord with the accounting records and comply with the accounting requirements of the 2011 Act have not been met; or
- (2) To which, in my opinion, attention should be drawn in order to enable a proper understanding of the accounts to be reached.

S M Q Accountancy and Management Consultancy Ltd  
Crown House-Suite 702, North Circular Road, London NW10 7PN  
**Date: 20th March 2024**





|  |            |            |                 |
|--|------------|------------|-----------------|
| Charity Name: QUBA MASJID AND EDUCATION CENTRE |            | Charity No | 1189923         |
| Annual accounts for the period                 |            |            |                 |
| Period start date                              | 01/08/2022 | To         | Period end date |
|  |            |            | 31/07/2023      |

## Section A Statement of financial activities

| Recommended categories by activity  | Guidance Note | Unrestricted funds<br>£<br>F01 | Restricted income funds<br>£<br>F02 | Endowment funds<br>£<br>F03 | Total funds<br>£<br>F04 | Prior year funds<br>£<br>F05 |
|---|---------------|--------------------------------|-------------------------------------|-----------------------------|-------------------------|------------------------------|
| <b>Incoming resources (Note 3)</b>  |               |                                |                                     |                             |                         |                              |
| Income and endowments from:   |               |                                |                                     |                             |                         |                              |
| Donations and legacies  | S01           | 667,355                        | 117,940                             | -                           | 785,295                 | 353,527                      |
| Charitable activities   | S02           | -                              | -                                   | -                           | -                       | -                            |
| Other trading activities  | S03           | -                              | -                                   | -                           | -                       | -                            |
| Investments   | S04           | 3,491                          | -                                   | -                           | 3,491                   | -                            |
| JRS Furlough Income   | S05           | -                              | -                                   | -                           | -                       | 3,312                        |
| Other   | S06           | -                              | -                                   | -                           | -                       | -                            |
| <b>Total</b>  | S07           | 670,846                        | 117,940                             | -                           | 788,786                 | 356,839                      |
| <b>Resources expended (Note 6)</b>  |               |                                |                                     |                             |                         |                              |
| Expenditure on:   |               |                                |                                     |                             |                         |                              |
| Raising funds   | S08           | 75,175                         | -                                   | -                           | 75,175                  | 88,006                       |
| Charitable activities   | S09           | 52,797                         | 104,051                             | -                           | 156,848                 | 98,944                       |
| Governance costs  | S10           | 67,977                         | -                                   | -                           | 67,977                  | 77,934                       |
| Other   | S11           | -                              | -                                   | -                           | -                       | -                            |
| <b>Total</b>  | S12           | 195,949                        | 104,051                             | -                           | 300,000                 | 264,884                      |
| <b>Net income/(expenditure) before investment gains/(losses)</b>          |               |                                |                                     |                             |                         |                              |
| Net gains/(losses) on investments   | S13           | 474,897                        | 13,889                              | -                           | 488,786                 | £91,955                      |
| <b>Net income/(expenditure)</b>   | S14           | -                              | -                                   | -                           | -                       | -                            |
| <b>Extraordinary items</b>  | S15           | 474,897                        | 13,889                              | -                           | 488,786                 | £91,955                      |
| <b>Transfers between funds</b>  | S16           | -                              | -                                   | -                           | -                       | -                            |
| <b>Other recognised gains/(losses):</b>                                   | S17           | -                              | -                                   | -                           | -                       | -                            |
| Gains and losses on revaluation of fixed assets for the charity's own use | S18           | -                              | -                                   | -                           | -                       | -                            |
| Other gains/(losses)  | S19           | -                              | -                                   | -                           | -                       | -                            |
| <b>Net movement in funds</b>  | S20           | 474,897                        | 13,889                              | -                           | 488,786                 | £91,955                      |
| <b>Reconciliation of funds:</b>   |               |                                |                                     |                             |                         |                              |
| Total funds brought forward   | S21           | 204,553                        | 2,166,301                           | -                           | 2,370,854               | 2,342,347                    |
| <b>Total funds carried forward</b>  | S22           | 679,450                        | 2,180,190                           | -                           | 2,859,640               | 2,370,854                    |

## Section B

## Balance sheet

|   |             | Guidance Notes | Unrestricted funds<br>£<br>F01  | Restricted income funds<br>£<br>F02 | Endowment funds<br>£<br>F03 | Total this year<br>£<br>F04    | Total last year<br>£<br>F05 |
|---|-------------|----------------|---|-------------------------------------|-----------------------------|--------------------------------|-----------------------------|
| <b>Fixed assets</b>   |             |                |   |                                     |                             |                                |                             |
| Intangible assets   | (Note 15)   | B01            | -   | -                                   | -                           | -                              | -                           |
| Tangible assets   | (Note 14)   | B02            | 25,979  | 2,142,200                           | -                           | 2,168,179                      | 2,109,438                   |
| Heritage assets   | (Note 16)   | B03            | -   | -                                   | -                           | -                              | -                           |
| Investments   | (Note 17)   | B04            | -   | -                                   | -                           | -                              | -                           |
| <b>Total fixed assets</b>                                   |             | B05            | 25,979  | 2,142,200                           | -                           | 2,168,179                      | 2,109,438                   |
| <b>Current assets</b>                                       |             |                |   |                                     |                             |                                |                             |
| Stocks  | (Note 18)   | B06            | -   | -                                   | -                           | -                              | -                           |
| Debtors   | (Note 19)   | B07            | 26,448  | -                                   | -                           | 26,448                         | 17,883                      |
| Investments   | (Note 17.4) | B08            | -   | -                                   | -                           | -                              | -                           |
| Cash at bank and in hand                                    | (Note 24)   | B09            | 695,759   | -                                   | -                           | 695,759                        | 247,080                     |
| <b>Total current assets</b>                                 |             | B10            | 722,207   | -                                   | -                           | 722,207                        | 264,963                     |
| <b>Creditors: amounts falling due within one year</b>       | (Note 20)   | B11            | 30,746  | -                                   | -                           | 30,746                         | 3,547                       |
| <b>Net current assets/(liabilities)</b>                     |             | B12            | 691,461   | -                                   | -                           | 691,461                        | 261,416                     |
| <b>Total assets less current liabilities</b>                |             | B13            | 717,440   | 2,142,200                           | -                           | 2,859,640                      | 2,370,854                   |
| <b>Creditors: amounts falling due after one year</b>        | (Note 20)   | B14            | -   | -                                   | -                           | -                              | -                           |
| <b>Provisions for liabilities</b>                           |             | B15            | -   | -                                   | -                           | -                              | -                           |
| <b>Total net assets or liabilities</b>                      |             | B16            | 717,440   | 2,142,200                           | -                           | 2,859,640                      | 2,370,854                   |
| <b>Funds of the Charity</b>                                 |             |                |   |                                     |                             |                                |                             |
| Endowment funds   | (Note 27)   | B17            | -   | -                                   | -                           | -                              | -                           |
| Restricted income funds                                     | (Note 27)   | B18            | 117,990   | 2,062,200                           | -                           | 2,180,190                      | 2,166,301                   |
| Unrestricted funds  |             | B19            | 679,450   | -                                   | -                           | 679,450                        | 204,553                     |
| Revaluation reserve   |             | B20            | -   | -                                   | -                           | -                              | -                           |
| <b>Total funds</b>  |             | B21            | 797,440   | 2,062,200                           | -                           | 2,859,640                      | 2,370,854                   |
| Signed by one or two trustees on behalf of all the trustees |             |                |   |                                     |                             |                                |                             |
|   |             |                | Signature   | Print Name                          |                             | Date of approval<br>dd/mm/yyyy |                             |
|   |             |                |  | Abdirahman Mohamed Yusuf            |                             | 20/03/2024                     |                             |
|   |             |                |  | Mataan Noh                          |                             | 20/03/2024                     |                             |

## Note 1 Basis of preparation

*This section should be completed by all charities.*

## 1.1 Basis of accounting

These accounts have been prepared under the historical cost convention with items recognised at cost or transaction value unless otherwise stated in the relevant note(s) to these accounts.

The accounts have been prepared in accordance with:

- and with\* ☒ the Statement of Recommended Practice: Accounting and Reporting by Charities preparing their accounts in accordance with the Financial Reporting Standard applicable in the UK and Republic of Ireland (FRS 102) issued on 16 July 2014
- and with\* ☒ the Financial Reporting Standard applicable in the United Kingdom and Republic of Ireland (FRS 102)
- and with the Charities Act 2011.

The charity constitutes a public benefit entity as defined by FRS 102.\*

\* -Tick as appropriate

## 1.2 Going concern

*If there are material uncertainties related to events or conditions that cast significant doubt on the charity's ability to continue as a going concern, please provide the following details or state "Not applicable", if appropriate:*

An explanation as to those factors that support the conclusion that the charity is a going concern;

Disclosure of any uncertainties that make the going concern assumption doubtful;

Where accounts are not prepared on a going concern basis, please disclose this fact together with the basis on which the trustees prepared the accounts and the reason why the charity is not regarded as a going concern.

## 1.3 Change of accounting policy

The accounts present a true and fair view and the accounting policies adopted are those outlined in note { }.

Yes\* ☐ No\* ☒ \* -Tick as appropriate

Please disclose:

|  |  |
|--|--|
| (i) the nature of the change in accounting policy;   |  |
| (ii) the reasons why applying the new accounting policy provides more reliable and more relevant information; and  |  |
| (iii) the amount of the adjustment for each line affected in the current period, each prior period presented and the aggregate amount of the adjustment relating to periods before those presented, 3.44 FRS 102 SORP. |  |

## 1.4 Changes to accounting estimates

No changes to accounting estimates have occurred in the reporting period (3.46 FRS 102 SORP).

Yes\* ☐ No\* ☒ \* -Tick as appropriate

Please disclose:

|   |  |
|---|--|
| (i) the nature of any changes;  |  |
| (ii) the effect of the change on income and expense or assets and liabilities for the current period; and |  |
| (iii) where practicable, the effect of the change in one or more future periods.                          |  |

## 1.5 Material prior year errors

No material prior year error have been identified in the reporting period (3.47 FRS 102 SORP).

Yes\* ☐ No\* ☒ \* -Tick as appropriate

Please disclose:

|   |  |
|---|--|
| (i) the nature of the prior period error;   |  |
| (ii) for each prior period presented in the accounts, the amount of the correction for each account line item affected; and |  |
| (iii) the amount of the correction at the beginning of the earliest prior period presented in the accounts.                 |  |

**Note 2                      Accounting policies**

*Please complete this note when first reporting under FRS2102. Section 35 of FRS102, requires 3 reconciliations to be presented, if all are applicable.*

**2.1 RECONCILIATION WITH PREVIOUS GENERALLY ACCEPTED ACCOUNTING PRACTICE**

Please provide a description of the nature of each change in accounting policy

***Reconciliation of funds per previous GAAP to funds determined under FRS 102***

|                                       | Start of<br>period<br>£ | End of<br>period<br>£ |
|---------------------------------------|-------------------------|-----------------------|
| Fund balances as previously<br>stated |                         |                       |
| <i>Adjustments:</i>                   |                         |                       |

Fund balance as restated \_\_\_\_\_

***Reconciliation of net income/(net expenditure) per previous GAAP to net income/(net expenditure) under FRS 102***

|  | End of<br>£ |
|--|-------------|
| Net income/(expenditure) as previously<br>stated |             |
| <i>Adjustments:</i>                              |             |

Previous period net income/(expenditure) as  
restated \_\_\_\_\_

## Note 2 Accounting policies

### 2.2 INCOME

This standard list of accounting policies has been applied by the charity except for those ticked "No" or "N/a". Where a different or additional policy has been adopted then this is detailed in the box below.

|  |   |   |     |    |     |                                     |                                     |                                     |
|--|---|---|-----|----|-----|-------------------------------------|-------------------------------------|-------------------------------------|
| <b>Recognition of income</b>                             | These are included in the Statement of Financial Activities (SoFA) when: <ul style="list-style-type: none"> <li>the charity becomes entitled to the resources;</li> <li>it is more likely than not that the trustees will receive the resources; and</li> <li>the monetary value can be measured with sufficient reliability.</li> </ul>  | <table> <tr><td>Yes</td><td>No</td><td>N/a</td></tr> <tr><td><input checked="" type="checkbox"/></td><td><input type="checkbox"/></td><td><input type="checkbox"/></td></tr> </table> | Yes | No | N/a | <input checked="" type="checkbox"/> | <input type="checkbox"/>            | <input type="checkbox"/>            |
| Yes  | No  | N/a   |     |    |     |                                     |                                     |                                     |
| <input checked="" type="checkbox"/>                      | <input type="checkbox"/>  | <input type="checkbox"/>  |     |    |     |                                     |                                     |                                     |
| <b>Offsetting</b>  | There has been no offsetting of assets and liabilities, or income and expenses, unless required or permitted by the FRS 102 SORP or FRS 102.  | <table> <tr><td>Yes</td><td>No</td><td>N/a</td></tr> <tr><td><input checked="" type="checkbox"/></td><td><input type="checkbox"/></td><td><input type="checkbox"/></td></tr> </table> | Yes | No | N/a | <input checked="" type="checkbox"/> | <input type="checkbox"/>            | <input type="checkbox"/>            |
| Yes  | No  | N/a   |     |    |     |                                     |                                     |                                     |
| <input checked="" type="checkbox"/>                      | <input type="checkbox"/>  | <input type="checkbox"/>  |     |    |     |                                     |                                     |                                     |
| <b>Grants and donations</b>                              | Grants and donations are only included in the SoFA when the general income recognition criteria are met (5.10 to 5.12 FRS102 SORP).   | <table> <tr><td>Yes</td><td>No</td><td>N/a</td></tr> <tr><td><input checked="" type="checkbox"/></td><td><input type="checkbox"/></td><td><input type="checkbox"/></td></tr> </table> | Yes | No | N/a | <input checked="" type="checkbox"/> | <input type="checkbox"/>            | <input type="checkbox"/>            |
| Yes  | No  | N/a   |     |    |     |                                     |                                     |                                     |
| <input checked="" type="checkbox"/>                      | <input type="checkbox"/>  | <input type="checkbox"/>  |     |    |     |                                     |                                     |                                     |
|  | In the case of performance related grants, income must only be recognised to the extent that the charity has provided the specified goods or services as entitlement to the grant only occurs when the performance related conditions are met (5.16 FRS 102 SORP).  | <table> <tr><td>Yes</td><td>No</td><td>N/a</td></tr> <tr><td><input checked="" type="checkbox"/></td><td><input type="checkbox"/></td><td><input type="checkbox"/></td></tr> </table> | Yes | No | N/a | <input checked="" type="checkbox"/> | <input type="checkbox"/>            | <input type="checkbox"/>            |
| Yes  | No  | N/a   |     |    |     |                                     |                                     |                                     |
| <input checked="" type="checkbox"/>                      | <input type="checkbox"/>  | <input type="checkbox"/>  |     |    |     |                                     |                                     |                                     |
| <b>Legacies</b>  | Legacies are included in the SoFA when receipt is probable, that is, when there has been grant of probate, the executors have established that there are sufficient assets in the estate and any conditions attached to the legacy are either within the control of the charity or have been met.   | <table> <tr><td>Yes</td><td>No</td><td>N/a</td></tr> <tr><td><input checked="" type="checkbox"/></td><td><input type="checkbox"/></td><td><input type="checkbox"/></td></tr> </table> | Yes | No | N/a | <input checked="" type="checkbox"/> | <input type="checkbox"/>            | <input type="checkbox"/>            |
| Yes  | No  | N/a   |     |    |     |                                     |                                     |                                     |
| <input checked="" type="checkbox"/>                      | <input type="checkbox"/>  | <input type="checkbox"/>  |     |    |     |                                     |                                     |                                     |
| <b>Government grants</b>                                 | The charity has received government grants in the reporting period  | <table> <tr><td>Yes</td><td>No</td><td>N/a</td></tr> <tr><td><input type="checkbox"/></td><td><input checked="" type="checkbox"/></td><td><input type="checkbox"/></td></tr> </table> | Yes | No | N/a | <input type="checkbox"/>            | <input checked="" type="checkbox"/> | <input type="checkbox"/>            |
| Yes  | No  | N/a   |     |    |     |                                     |                                     |                                     |
| <input type="checkbox"/>                                 | <input checked="" type="checkbox"/>   | <input type="checkbox"/>  |     |    |     |                                     |                                     |                                     |
| <b>Tax reclaims on donations and gifts</b>               | Gift Aid receivable is included in income when there is a valid declaration from the donor. Any Gift Aid amount recovered on a donation is considered to be part of that gift and is treated as an addition to the same fund as the initial donation unless the donor or the terms of the appeal have specified otherwise.  | <table> <tr><td>Yes</td><td>No</td><td>N/a</td></tr> <tr><td><input type="checkbox"/></td><td><input checked="" type="checkbox"/></td><td><input type="checkbox"/></td></tr> </table> | Yes | No | N/a | <input type="checkbox"/>            | <input checked="" type="checkbox"/> | <input type="checkbox"/>            |
| Yes  | No  | N/a   |     |    |     |                                     |                                     |                                     |
| <input type="checkbox"/>                                 | <input checked="" type="checkbox"/>   | <input type="checkbox"/>  |     |    |     |                                     |                                     |                                     |
| <b>Contractual income and performance related grants</b> | This is only included in the SoFA once the charity has provided the related goods or services or met the performance related conditions.  | <table> <tr><td>Yes</td><td>No</td><td>N/a</td></tr> <tr><td><input type="checkbox"/></td><td><input type="checkbox"/></td><td><input checked="" type="checkbox"/></td></tr> </table> | Yes | No | N/a | <input type="checkbox"/>            | <input type="checkbox"/>            | <input checked="" type="checkbox"/> |
| Yes  | No  | N/a   |     |    |     |                                     |                                     |                                     |
| <input type="checkbox"/>                                 | <input type="checkbox"/>  | <input checked="" type="checkbox"/>   |     |    |     |                                     |                                     |                                     |
| <b>Donated goods</b>                                     | Donated goods are measured at fair value (the amount for which the asset could be exchanged) unless impractical to do so.   | <table> <tr><td>Yes</td><td>No</td><td>N/a</td></tr> <tr><td><input type="checkbox"/></td><td><input type="checkbox"/></td><td><input checked="" type="checkbox"/></td></tr> </table> | Yes | No | N/a | <input type="checkbox"/>            | <input type="checkbox"/>            | <input checked="" type="checkbox"/> |
| Yes  | No  | N/a   |     |    |     |                                     |                                     |                                     |
| <input type="checkbox"/>                                 | <input type="checkbox"/>  | <input checked="" type="checkbox"/>   |     |    |     |                                     |                                     |                                     |
|  | The cost of any stock of goods donated for distribution to beneficiaries is deemed to be the fair value of those gifts at the time of their receipt and they are recognised on receipt. In the reporting period in which the stocks are distributed, they are recognised as an expense at the carrying amount of the stocks at distribution.  | <table> <tr><td>Yes</td><td>No</td><td>N/a</td></tr> <tr><td><input type="checkbox"/></td><td><input type="checkbox"/></td><td><input checked="" type="checkbox"/></td></tr> </table> | Yes | No | N/a | <input type="checkbox"/>            | <input type="checkbox"/>            | <input checked="" type="checkbox"/> |
| Yes  | No  | N/a   |     |    |     |                                     |                                     |                                     |
| <input type="checkbox"/>                                 | <input type="checkbox"/>  | <input checked="" type="checkbox"/>   |     |    |     |                                     |                                     |                                     |
|  | Donated goods for resale are measured at fair value on initial recognition, which is the expected proceeds from sale less the expected costs of sale, and recognised in 'Income from other trading activities' with the corresponding stock recognised in the balance sheet. On its sale the value of stock is charged against 'Income from other trading activities' and the proceeds from sale are also recognised as 'Income from other trading activities'. | <table> <tr><td>Yes</td><td>No</td><td>N/a</td></tr> <tr><td><input type="checkbox"/></td><td><input type="checkbox"/></td><td><input checked="" type="checkbox"/></td></tr> </table> | Yes | No | N/a | <input type="checkbox"/>            | <input type="checkbox"/>            | <input checked="" type="checkbox"/> |
| Yes  | No  | N/a   |     |    |     |                                     |                                     |                                     |
| <input type="checkbox"/>                                 | <input type="checkbox"/>  | <input checked="" type="checkbox"/>   |     |    |     |                                     |                                     |                                     |
|  | Goods donated for on-going use by the charity are recognised as tangible fixed assets and included in the SoFA as incoming resources when receivable.   | <table> <tr><td>Yes</td><td>No</td><td>N/a</td></tr> <tr><td><input type="checkbox"/></td><td><input type="checkbox"/></td><td><input checked="" type="checkbox"/></td></tr> </table> | Yes | No | N/a | <input type="checkbox"/>            | <input type="checkbox"/>            | <input checked="" type="checkbox"/> |
| Yes  | No  | N/a   |     |    |     |                                     |                                     |                                     |
| <input type="checkbox"/>                                 | <input type="checkbox"/>  | <input checked="" type="checkbox"/>   |     |    |     |                                     |                                     |                                     |
|  | Gifts in kind for use by the charity are included in the SoFA as income from donations when receivable.   | <table> <tr><td>Yes</td><td>No</td><td>N/a</td></tr> <tr><td><input type="checkbox"/></td><td><input type="checkbox"/></td><td><input checked="" type="checkbox"/></td></tr> </table> | Yes | No | N/a | <input type="checkbox"/>            | <input type="checkbox"/>            | <input checked="" type="checkbox"/> |
| Yes  | No  | N/a   |     |    |     |                                     |                                     |                                     |
| <input type="checkbox"/>                                 | <input type="checkbox"/>  | <input checked="" type="checkbox"/>   |     |    |     |                                     |                                     |                                     |
| <b>Donated services and facilities</b>                   | Donated services and facilities are included in the SoFA when received at the value of the gift to the charity provided the value of the gift can be measured reliably.   | <table> <tr><td>Yes</td><td>No</td><td>N/a</td></tr> <tr><td><input type="checkbox"/></td><td><input type="checkbox"/></td><td><input checked="" type="checkbox"/></td></tr> </table> | Yes | No | N/a | <input type="checkbox"/>            | <input type="checkbox"/>            | <input checked="" type="checkbox"/> |
| Yes  | No  | N/a   |     |    |     |                                     |                                     |                                     |
| <input type="checkbox"/>                                 | <input type="checkbox"/>  | <input checked="" type="checkbox"/>   |     |    |     |                                     |                                     |                                     |
|  | Donated services and facilities that are consumed immediately are recognised as income with an equivalent amount recognised as an expense under the appropriate heading in the SoFA.  | <table> <tr><td>Yes</td><td>No</td><td>N/a</td></tr> <tr><td><input type="checkbox"/></td><td><input type="checkbox"/></td><td><input checked="" type="checkbox"/></td></tr> </table> | Yes | No | N/a | <input type="checkbox"/>            | <input type="checkbox"/>            | <input checked="" type="checkbox"/> |
| Yes  | No  | N/a   |     |    |     |                                     |                                     |                                     |
| <input type="checkbox"/>                                 | <input type="checkbox"/>  | <input checked="" type="checkbox"/>   |     |    |     |                                     |                                     |                                     |
| <b>Support costs</b>                                     | The charity has incurred expenditure on support costs.  | <table> <tr><td>Yes</td><td>No</td><td>N/a</td></tr> <tr><td><input checked="" type="checkbox"/></td><td><input type="checkbox"/></td><td><input type="checkbox"/></td></tr> </table> | Yes | No | N/a | <input checked="" type="checkbox"/> | <input type="checkbox"/>            | <input type="checkbox"/>            |
| Yes  | No  | N/a   |     |    |     |                                     |                                     |                                     |
| <input checked="" type="checkbox"/>                      | <input type="checkbox"/>  | <input type="checkbox"/>  |     |    |     |                                     |                                     |                                     |
| <b>Volunteer help</b>                                    | The value of any voluntary help received is not included in the accounts but is described in the trustees' annual report.   | <table> <tr><td>Yes</td><td>No</td><td>N/a</td></tr> <tr><td><input checked="" type="checkbox"/></td><td><input type="checkbox"/></td><td><input type="checkbox"/></td></tr> </table> | Yes | No | N/a | <input checked="" type="checkbox"/> | <input type="checkbox"/>            | <input type="checkbox"/>            |
| Yes  | No  | N/a   |     |    |     |                                     |                                     |                                     |
| <input checked="" type="checkbox"/>                      | <input type="checkbox"/>  | <input type="checkbox"/>  |     |    |     |                                     |                                     |                                     |
| <b>Income from interest, royalties and dividends</b>     | This is included in the accounts when receipt is probable and the amount receivable can be measured reliably.   | <table> <tr><td>Yes</td><td>No</td><td>N/a</td></tr> <tr><td><input checked="" type="checkbox"/></td><td><input type="checkbox"/></td><td><input type="checkbox"/></td></tr> </table> | Yes | No | N/a | <input checked="" type="checkbox"/> | <input type="checkbox"/>            | <input type="checkbox"/>            |
| Yes  | No  | N/a   |     |    |     |                                     |                                     |                                     |
| <input checked="" type="checkbox"/>                      | <input type="checkbox"/>  | <input type="checkbox"/>  |     |    |     |                                     |                                     |                                     |
| <b>Income from membership subscriptions</b>              | Membership subscriptions received in the nature of a gift are recognised in Donations and Legacies.   | <table> <tr><td>Yes</td><td>No</td><td>N/a</td></tr> <tr><td><input type="checkbox"/></td><td><input type="checkbox"/></td><td><input checked="" type="checkbox"/></td></tr> </table> | Yes | No | N/a | <input type="checkbox"/>            | <input type="checkbox"/>            | <input checked="" type="checkbox"/> |
| Yes  | No  | N/a   |     |    |     |                                     |                                     |                                     |
| <input type="checkbox"/>                                 | <input type="checkbox"/>  | <input checked="" type="checkbox"/>   |     |    |     |                                     |                                     |                                     |
|  | Membership subscriptions which gives a member the right to buy services or other benefits are recognised as income earned from the provision of goods and services as income from charitable activities.  | <table> <tr><td>Yes</td><td>No</td><td>N/a</td></tr> <tr><td><input type="checkbox"/></td><td><input type="checkbox"/></td><td><input checked="" type="checkbox"/></td></tr> </table> | Yes | No | N/a | <input type="checkbox"/>            | <input type="checkbox"/>            | <input checked="" type="checkbox"/> |
| Yes  | No  | N/a   |     |    |     |                                     |                                     |                                     |
| <input type="checkbox"/>                                 | <input type="checkbox"/>  | <input checked="" type="checkbox"/>   |     |    |     |                                     |                                     |                                     |



|                                       |   |
|---------------------------------------|---|
| <b>Settlement of insurance claims</b> | Insurance claims are only included in the SoFA when the general income recognition criteria are met (5.10 to 5.12 FRS102 SORP) and are included as an item of other income in the SoFA. |
| <b>Investment gains and losses</b>    | This includes any realised or unrealised gains or losses on the sale of investments and any gain or loss resulting from revaluing investments to market value at the end of the year.   |

## 2.3 EXPENDITURE AND LIABILITIES

|  |  |
|--|--|
| <b>Liability recognition</b>                         | Liabilities are recognised where it is more likely than not that there is a legal or constructive obligation committing the charity to pay out resources and the amount of the obligation can be measured with reasonable certainty.   |
| <b>Governance and support costs</b>                  | Support costs have been allocated between governance costs and other support. Governance costs comprise all costs involving public accountability of the charity and its compliance with regulation and good practice.<br><br>Support costs include central functions and have been allocated to activity cost categories on a basis consistent with the use of resources, eg allocating property costs by floor areas, or per capita, staff costs by the time spent and other costs by their usage. |
| <b>Grants with performance conditions</b>            | Where the charity gives a grant with conditions for its payment being a specific level of service or output to be provided, such grants are only recognised in the SoFA once the recipient of the grant has provided the specified service or output.  |
| <b>Grants payable without performance conditions</b> | Where there are no conditions attaching to the grant that enables the donor charity to realistically avoid the commitment, a liability for the full funding obligation must be recognised.   |
| <b>Redundancy cost</b>                               | The charity made no redundancy payments during the reporting period.   |
| <b>Deferred income</b>                               | No material item of deferred income has been included in the accounts.   |
| <b>Creditors</b>                                     | The charity has creditors which are measured at settlement amounts less any trade discounts  |
| <b>Provisions for liabilities</b>                    | A liability is measured on recognition at its historical cost and then subsequently measured at the best estimate of the amount required to settle the obligation at the reporting date  |
| <b>Basic financial instruments</b>                   | The charity accounts for basic financial instruments on initial recognition as per paragraph 11.7 FRS102 SORP. Subsequent measurement is as per paragraphs 11.17 to 11.19, FRS102 SORP.  |

## 2.4 ASSETS

|   |  |                          |
|---|--|--------------------------|
|   | These are capitalised if they can be used for more than one year, and cost at least  | <input type="checkbox"/> |
| <b>Tangible fixed assets for use by charity</b> | They are valued at cost.   |                          |
|   | The depreciation rates and methods used are disclosed in note 9.2.   |                          |
| <b>Intangible fixed assets</b>                  | The charity has intangible fixed assets, that is, non-monetary assets that do not have physical substance but are identifiable and are controlled by the charity through custody or legal rights. The amortisation rates and methods used are disclosed in note 9.5  |                          |
|   | They are valued at cost.   |                          |
| <b>Heritage assets</b>                          | The charity has heritage assets, that is, non-monetary assets with historic, artistic, scientific, technological, geophysical or environmental qualities that are held and maintained principally for their contribution to knowledge and culture. The depreciation rates and methods used as disclosed in note 9.6.1.4.   |                          |
|   | They are valued at cost.   |                          |
| <b>Investments</b>                              | Fixed asset investments in quoted shares, traded bonds and similar investments are valued at initially at cost and subsequently at fair value (their market value) at the year end. The same treatment is applied to unlisted investments unless fair value cannot be measured reliably in which case it is measured at cost less impairment.<br><br>Investments held for resale or pending their sale and cash and cash equivalents with a maturity date of less than 1 year are treated as current asset investments |                          |
| <b>Stocks and work in progress</b>              | Stocks held for sale as part of non-charitable trade are measured at the lower or cost or net realisable value.<br><br>Goods or services provided as part of a charitable activity are measured at net realisable value based on the service potential provided by items of stock.<br><br>Work in progress is valued at cost less any foreseeable loss that is likely to occur on the contract.  |                          |
| <b>Debtors</b>                                  | Debtors (including trade debtors and loans receivable) are measured on initial recognition at settlement amount after any trade discounts or amount advanced by the charity. Subsequently, they are measured at the cash or other consideration expected to be received.   |                          |

| Yes                      | No                       | N/a                                 |
|--------------------------|--------------------------|-------------------------------------|
| <input type="checkbox"/> | <input type="checkbox"/> | <input checked="" type="checkbox"/> |
| Yes                      | No                       | N/a                                 |
| <input type="checkbox"/> | <input type="checkbox"/> | <input checked="" type="checkbox"/> |

| Yes                                 | No                       | N/a                      |
|-------------------------------------|--------------------------|--------------------------|
| <input checked="" type="checkbox"/> | <input type="checkbox"/> | <input type="checkbox"/> |
| Yes                                 | No                       | N/a                      |
| <input checked="" type="checkbox"/> | <input type="checkbox"/> | <input type="checkbox"/> |

| Yes                                 | No                       | N/a                      |
|-------------------------------------|--------------------------|--------------------------|
| <input checked="" type="checkbox"/> | <input type="checkbox"/> | <input type="checkbox"/> |
| Yes                                 | No                       | N/a                      |
| <input checked="" type="checkbox"/> | <input type="checkbox"/> | <input type="checkbox"/> |

| Yes                                 | No                       | N/a                      |
|-------------------------------------|--------------------------|--------------------------|
| <input checked="" type="checkbox"/> | <input type="checkbox"/> | <input type="checkbox"/> |
| Yes                                 | No                       | N/a                      |
| <input checked="" type="checkbox"/> | <input type="checkbox"/> | <input type="checkbox"/> |

| Yes                                 | No                       | N/a                      |
|-------------------------------------|--------------------------|--------------------------|
| <input checked="" type="checkbox"/> | <input type="checkbox"/> | <input type="checkbox"/> |
| Yes                                 | No                       | N/a                      |
| <input checked="" type="checkbox"/> | <input type="checkbox"/> | <input type="checkbox"/> |

| Yes                                 | No                       | N/a                      |
|-------------------------------------|--------------------------|--------------------------|
| <input checked="" type="checkbox"/> | <input type="checkbox"/> | <input type="checkbox"/> |
| Yes                                 | No                       | N/a                      |
| <input checked="" type="checkbox"/> | <input type="checkbox"/> | <input type="checkbox"/> |

| Yes                                 | No                       | N/a                                 |
|-------------------------------------|--------------------------|-------------------------------------|
| <input checked="" type="checkbox"/> | <input type="checkbox"/> | <input type="checkbox"/>            |
| Yes                                 | No                       | N/a                                 |
| <input type="checkbox"/>            | <input type="checkbox"/> | <input checked="" type="checkbox"/> |

| Yes                      | No                       | N/a                                 |
|--------------------------|--------------------------|-------------------------------------|
| <input type="checkbox"/> | <input type="checkbox"/> | <input checked="" type="checkbox"/> |
| Yes                      | No                       | N/a                                 |
| <input type="checkbox"/> | <input type="checkbox"/> | <input checked="" type="checkbox"/> |

| Yes                      | No                       | N/a                                 |
|--------------------------|--------------------------|-------------------------------------|
| <input type="checkbox"/> | <input type="checkbox"/> | <input checked="" type="checkbox"/> |
| Yes                      | No                       | N/a                                 |
| <input type="checkbox"/> | <input type="checkbox"/> | <input checked="" type="checkbox"/> |

| Yes                      | No                       | N/a                                 |
|--------------------------|--------------------------|-------------------------------------|
| <input type="checkbox"/> | <input type="checkbox"/> | <input checked="" type="checkbox"/> |
| Yes                      | No                       | N/a                                 |
| <input type="checkbox"/> | <input type="checkbox"/> | <input checked="" type="checkbox"/> |

| Yes                                 | No                       | N/a                                 |
|-------------------------------------|--------------------------|-------------------------------------|
| <input type="checkbox"/>            | <input type="checkbox"/> | <input checked="" type="checkbox"/> |
| Yes                                 | No                       | N/a                                 |
| <input checked="" type="checkbox"/> | <input type="checkbox"/> | <input type="checkbox"/>            |



Current asset investments

The charity has investments which it holds for resale or pending their sale and cash and cash equivalents with a maturity date less than one year. These include cash on deposit and cash equivalents with a maturity date of less than one year held for investment purposes rather than to meet short term cash commitments as they fall due.

| Yes                      | No                       | N/a                                 |
|--------------------------|--------------------------|-------------------------------------|
| <input type="checkbox"/> | <input type="checkbox"/> | <input checked="" type="checkbox"/> |

They are valued at fair value except where they qualify as basic financial instruments.

| Yes                      | No                       | N/a                                 |
|--------------------------|--------------------------|-------------------------------------|
| <input type="checkbox"/> | <input type="checkbox"/> | <input checked="" type="checkbox"/> |

POLICIES ADOPTED  
ADDITIONAL TO OR  
DIFFERENT FROM  
THOSE ABOVE

## Note 3

## Analysis of income

| Analysis                          |  | Unrestricted funds | Restricted income funds | Endowment funds | Total funds<br>£ | Prior year<br>£ |
|-----------------------------------|--|--------------------|-------------------------|-----------------|------------------|-----------------|
| Donations and legacies:           | Donations and gifts  | 667,355            | 117,940                 | -               | 785,295          | 353,527         |
|                                   | Gift Aid   | -                  | -                       | -               | -                | -               |
|                                   | Legacies   | -                  | -                       | -               | -                | -               |
|                                   | General grants provided by government/other charities                      | -                  | -                       | -               | -                | 3,312           |
|                                   | Membership subscriptions and sponsorships which are in substance donations | -                  | -                       | -               | -                | -               |
|                                   | Donated goods, facilities and services                                     | -                  | -                       | -               | -                | -               |
|                                   | Other  | -                  | -                       | -               | -                | -               |
| Total                             |  | 667,355            | 117,940                 | -               | 785,295          | 356,839         |
| Charitable activities:            |  | -                  | -                       | -               | -                | -               |
|                                   |  | -                  | -                       | -               | -                | -               |
|                                   |  | -                  | -                       | -               | -                | -               |
|                                   | Other  | -                  | -                       | -               | -                | -               |
| Total                             |  | -                  | -                       | -               | -                | -               |
| Other trading activities:         |  | -                  | -                       | -               | -                | -               |
|                                   |  | -                  | -                       | -               | -                | -               |
|                                   |  | -                  | -                       | -               | -                | -               |
|                                   | Other  | -                  | -                       | -               | -                | -               |
| Total                             |  | -                  | -                       | -               | -                | -               |
| Income from investments:          | Interest income  | 3,491              | -                       | -               | 3,491            | -               |
|                                   | Dividend income  | -                  | -                       | -               | -                | -               |
|                                   | Rental and leasing income  | -                  | -                       | -               | -                | -               |
|                                   | Other  | -                  | -                       | -               | -                | -               |
| Total                             |  | 3,491              | -                       | -               | 3,491            | -               |
| Separate material item of income: |  | -                  | -                       | -               | -                | -               |
|                                   |  | -                  | -                       | -               | -                | -               |
|                                   |  | -                  | -                       | -               | -                | -               |
|                                   | Other  | -                  | -                       | -               | -                | -               |
| Total                             |  | -                  | -                       | -               | -                | -               |
| Other:                            | Conversion of endowment funds into income                                  | -                  | -                       | -               | -                | -               |
|                                   | Gain on disposal of a tangible fixed asset held for charity's own use      | -                  | -                       | -               | -                | -               |
|                                   | Gain on disposal of a programme related investment                         | -                  | -                       | -               | -                | -               |
|                                   | Royalties from the exploitation of intellectual property rights            | -                  | -                       | -               | -                | -               |
|                                   | Other  | -                  | -                       | -               | -                | -               |
|                                   | Total  | -                  | -                       | -               | -                | -               |
| TOTAL INCOME                      |  | 670,846            | 117,940                 | -               | 788,786          | 356,839         |

## Other information:

All income in the prior year was unrestricted except for: (please provide description and amounts)

Some donations received are restricted in nature such as mosque fund (£36,432) + Madressa income (£81,508).

Where any endowment fund is converted into income in the reporting period, please give the reason for the conversion.

N/A

Where any endowment fund is converted into income in the prior period, please give the reason for the conversion.

N/A

Within the income items above the following items are material: (please disclose the nature, amount and any prior year amounts)

N/A

## Note 4

## Analysis of receipts of government grants

|                    | Description         | This year<br>£ |
|--------------------|---------------------|----------------|
| Government grant 1 | JRS Furlough Income | -              |
| Government grant 2 |                     | -              |
| Government grant 3 |                     | -              |
| Other              |                     | -              |
|                    | <b>Total</b>        | -              |

|                    | Description         | Last year<br>£ |
|--------------------|---------------------|----------------|
| Government grant 1 | JRS Furlough Income | 3,312          |
| Government grant 2 |                     | -              |
| Government grant 3 |                     | -              |
| Other              |                     | -              |
|                    | <b>Total</b>        | 3,312          |

|  | This year | Last year |
|--|-----------|-----------|
| <i>Please provide details of any unfulfilled conditions and other contingencies attaching to grants that have been recognised in income.</i> | N/A       | N/A       |

|   | This year | Last year |
|---|-----------|-----------|
| <i>Please give details of other forms of government assistance from which the charity has directly benefited.</i> | N/A       | N/A       |

**Note 5**                      **Donated goods, facilities and services**

|                 | This year<br>£ | Last year<br>£ |
|-----------------|----------------|----------------|
| Seconded staff  | -              | -              |
| Use of property | -              | -              |
| Other           | -              | -              |
|                 | -              | -              |

|   | This year | Last year |
|---|-----------|-----------|
| Please provide details of the accounting policy for the recognition and valuation of donated goods, facilities and services.                                  | N/A       | N/A       |
| Please provide details of any unfulfilled conditions and other contingencies attaching to resources from donated goods and services not recognised in income. | N/A       | N/A       |
| Please give details of other forms of other donated goods and services not recognised in the accounts, eg contribution of unpaid volunteers.                  | N/A       | N/A       |

## Note 6

## Analysis of expenditure

| Analysis  | This year          |                         |                 |                | Last year          |                         |                 |                |
|---|--------------------|-------------------------|-----------------|----------------|--------------------|-------------------------|-----------------|----------------|
|   | Unrestricted funds | Restricted income funds | Endowment funds | Total funds    | Unrestricted funds | Restricted income funds | Endowment funds | Total funds    |
| <b>Expenditure on raising funds:</b>                                    |                    |                         |                 | £              |                    |                         |                 | £              |
| Incurred seeking donations  | 22,387             | -                       | -               | 22,387         | -                  | 67,482                  | -               | 67,482         |
| Incurred seeking legacies   | -                  | -                       | -               | -              | -                  | -                       | -               | -              |
| Incurred seeking grants   | -                  | -                       | -               | -              | -                  | -                       | -               | -              |
| Operating membership schemes and social lotteries                       | -                  | -                       | -               | -              | -                  | -                       | -               | -              |
| Staging fundraising events  | -                  | -                       | -               | -              | -                  | -                       | -               | -              |
| Fundraising agents  | -                  | -                       | -               | -              | -                  | -                       | -               | -              |
| Operating charity shops   | -                  | -                       | -               | -              | -                  | -                       | -               | -              |
| Operating a trading company undertaking non-charitable trading activity | -                  | -                       | -               | -              | -                  | -                       | -               | -              |
| Advertising, marketing, direct mail and publicity                       | 9,380              | -                       | -               | 9,380          | -                  | -                       | -               | -              |
| Start up costs incurred in generating new source of future income       | -                  | -                       | -               | -              | -                  | -                       | -               | -              |
| Database development costs  | -                  | -                       | -               | -              | -                  | -                       | -               | -              |
| Other trading activities  | 43,408             | -                       | -               | 43,408         | -                  | 20,524                  | -               | 20,524         |
| Investment management costs:  | -                  | -                       | -               | -              | -                  | -                       | -               | -              |
| Portfolio management costs  | -                  | -                       | -               | -              | -                  | -                       | -               | -              |
| Cost of obtaining investment advice                                     | -                  | -                       | -               | -              | -                  | -                       | -               | -              |
| Investment administration costs   | -                  | -                       | -               | -              | -                  | -                       | -               | -              |
| Intellectual property licencing costs                                   | -                  | -                       | -               | -              | -                  | -                       | -               | -              |
| Rent collection, property repairs and maintenance charges               | -                  | -                       | -               | -              | -                  | -                       | -               | -              |
|   | -                  | -                       | -               | -              | -                  | -                       | -               | -              |
| <b>Total expenditure on raising funds</b>                               | <b>75,175</b>      | <b>-</b>                | <b>-</b>        | <b>75,175</b>  | <b>-</b>           | <b>88,006</b>           | <b>-</b>        | <b>88,006</b>  |
| <b>Expenditure on charitable activities:</b>                            |                    |                         |                 |                |                    |                         |                 |                |
| Staff Cost  | 22,387             | 80,709                  | -               | 103,096        | -                  | 75,351                  | -               | 75,351         |
| Marketing / Design / Advertisement                                      | -                  | -                       | -               | -              | -                  | -                       | -               | -              |
| Professional fee  | -                  | -                       | -               | -              | -                  | -                       | -               | -              |
| Grants  | 18,540             | -                       | -               | 18,540         | -                  | 8,845                   | -               | 8,845          |
| Charitable Activities   | 11,870             | -                       | -               | 11,870         | -                  | -                       | -               | -              |
| Building repairs  | -                  | 10,742                  | -               | 10,742         | -                  | 14,708                  | -               | 14,708         |
| Legal fee   | -                  | -                       | -               | -              | -                  | -                       | -               | -              |
| Bank charges  | -                  | -                       | -               | -              | -                  | 40                      | -               | 40             |
|   | -                  | -                       | -               | -              | -                  | -                       | -               | -              |
| <b>Total expenditure on charitable activities</b>                       | <b>52,797</b>      | <b>91,451</b>           | <b>-</b>        | <b>144,248</b> | <b>-</b>           | <b>98,944</b>           | <b>-</b>        | <b>98,944</b>  |
| <b>Separate material item of expense</b>                                |                    |                         |                 |                |                    |                         |                 |                |
|   | -                  | -                       | -               | -              | -                  | -                       | -               | -              |
|   | -                  | -                       | -               | -              | -                  | -                       | -               | -              |
| <b>Total</b>  | <b>-</b>           | <b>-</b>                | <b>-</b>        | <b>-</b>       | <b>-</b>           | <b>-</b>                | <b>-</b>        | <b>-</b>       |
| <b>Other</b>  |                    |                         |                 |                |                    |                         |                 |                |
|   | -                  | -                       | -               | -              | -                  | -                       | -               | -              |
|   | -                  | -                       | -               | -              | -                  | -                       | -               | -              |
|   | -                  | -                       | -               | -              | -                  | -                       | -               | -              |
| <b>Total other expenditure</b>  | <b>-</b>           | <b>-</b>                | <b>-</b>        | <b>-</b>       | <b>-</b>           | <b>-</b>                | <b>-</b>        | <b>-</b>       |
| <b>TOTAL EXPENDITURE</b>  | <b>127,972</b>     | <b>91,451</b>           | <b>-</b>        | <b>219,423</b> | <b>-</b>           | <b>186,950</b>          | <b>-</b>        | <b>186,950</b> |

**Other information:**

**Analysis of expenditure on charitable activities**

| Activity or programme | This year                      |                             |               |                 | Last year                      |                             |               |                 |
|-----------------------|--------------------------------|-----------------------------|---------------|-----------------|--------------------------------|-----------------------------|---------------|-----------------|
|                       | Activities undertaken directly | Grant funding of activities | Support Costs | Total this year | Activities undertaken directly | Grant funding of activities | Support Costs | Total last year |
|                       | £                              | £                           | £             | £               | £                              | £                           | £             | £               |
| Activity 1            | -                              | -                           | -             | -               | -                              | -                           | -             | -               |
| Activity 2            | -                              | -                           | -             | -               | -                              | -                           | -             | -               |
| Other                 | -                              | -                           | -             | -               | -                              | -                           | -             | -               |
| <b>Total</b>          | -                              | -                           | -             | -               | -                              | -                           | -             | -               |

|           |                       |        |
|-----------|-----------------------|--------|
| Section C | Notes to the accounts | (cont) |
|-----------|-----------------------|--------|

**Note 7            Extraordinary items**

*Please explain the nature of each extraordinary item occurring in the period.*

|                           | Description | This year<br>£ | Last year<br>£ |
|---------------------------|-------------|----------------|----------------|
| Extraordinary item 1      | N/A         | -              | -              |
| Extraordinary item 2      | N/A         | -              | -              |
| Extraordinary item 3      | N/A         | -              | -              |
| Extraordinary item 4      | N/A         | -              | -              |
| Total extraordinary items |             | -              | -              |

## Section C

## Notes to the accounts

## Note 8 Funds received as agent

8.1 Please complete this note if the charity has agreed to administer the funds of another entity as its agent. Note: If a charity is acting as an agent, it should not recognise the income in the Statement of Financial Activities or the Balance Sheet.

| Description/name of party | Related party (Yes or No) | Amount received |           | Amount paid out |           | Balance held at period end |           |
|---------------------------|---------------------------|-----------------|-----------|-----------------|-----------|----------------------------|-----------|
|                           |                           | This year       | Last year | This year       | Last year | This year                  | Last year |
|                           |                           | £               | £         | £               | £         | £                          | £         |
|                           |                           | -               | -         | -               | -         | -                          | -         |
| N/A                       |                           | -               | -         | -               | -         | -                          | -         |
|                           |                           | -               | -         | -               | -         | -                          | -         |
|                           |                           | -               | -         | -               | -         | -                          | -         |
|                           |                           | -               | -         | -               | -         | -                          | -         |
| Total                     |                           | -               | -         | -               | -         | -                          | -         |

8.2 Where a consortia or similar arrangement exists whereby 2 or more charities co-operate to achieve economies in the purchase of goods or services, please disclose details of any balances outstanding between any participating members.

| Description/name of party | Balance held at period end |           |
|---------------------------|----------------------------|-----------|
|                           | This year                  | Last year |
|                           | £                          | £         |
| N/A                       | -                          | -         |
|                           | -                          | -         |
|                           | -                          | -         |
|                           | -                          | -         |
|                           | -                          | -         |
| Total                     |                            | -         |



**Section C**
**Notes to the accounts**
**Note 9 Support Costs**

*Please complete this note if the charity has analysed its expenses using activity categories and has support costs.*

**This year**

| Support cost (examples)   | Raising funds<br>£ | Activity 1<br>£ | Activity 2<br>£ | Activity 3<br>£ | Grand total<br>£ | Basis of allocation<br>(Describe method) |
|---------------------------|--------------------|-----------------|-----------------|-----------------|------------------|--|
| Staff costs               | 29,850             | -               | -               | -               | 29,850           |  |
| Accountancy fee           | 2,200              | -               | -               | -               | 2,200            |  |
| Light & Heat              | 7,465              |                 |                 |                 | 7,465            |  |
| Tel / Internet            | 1,054              |                 |                 |                 | 1,054            |  |
| Legal & Professional Fees | 8,315              |                 |                 |                 | 8,315            |  |
| Rates                     | 965                | -               | -               | -               | 965              |  |
| Insurance                 | 4,519              |                 |                 |                 | 4,519            |  |
| PPS                       | 2,871              | -               | -               | -               | 2,871            |  |
| Software & IT             | 221                |                 |                 |                 | 221              |  |
| Bank Charges              | 1,857              |                 |                 |                 | 1,857            |  |
| Depreciation              | 8,660              | -               | -               | -               | 8,660            |  |
| <b>Total</b>              | <b>67,977</b>      | <b>-</b>        | <b>-</b>        | <b>-</b>        | <b>67,977</b>    |  |

**Last year**

| Support cost (examples)   | Raising funds<br>£ | Activity 1<br>£ | Activity 2<br>£ | Activity 3<br>£ | Grand total<br>£ | Basis of allocation<br>(Describe method) |
|---------------------------|--------------------|-----------------|-----------------|-----------------|------------------|--|
| Staff costs               | 9,723              | -               | -               | -               | 9,723            |  |
| Accountancy fee           | 2,900              | -               | -               | -               | 2,900            |  |
| Light & Heat              | 6,848              | -               | -               | -               | 6,848            |  |
| Tel / Internet            | 691                | -               | -               | -               | 691              |  |
| Legal & Professional Fees | 39,879             |                 |                 |                 | 39,879           |  |
| Rates                     | 711                | -               | -               | -               | 711              |  |
| Insurance                 | 3,098              |                 |                 |                 | 3,098            |  |
| PPS                       | 2,539              | -               | -               | -               | 2,539            |  |
| Depreciation              | 11,546             | -               | -               | -               | 11,546           |  |
| <b>Total</b>              | <b>77,935</b>      | <b>-</b>        | <b>-</b>        | <b>-</b>        | <b>77,935</b>    |  |

*Please provide details of the accounting policy adopted for the apportionment of costs between activities and any estimation techniques used to calculate their apportionment.*

The apportionment is on the basis of 62% charitable activities, 30% cost of fund raising activities and 8% governance costs.

**Section C**
**Notes to the accounts**
**(cont)**
**Note 11**
**Paid employees**

*Please complete this note if the charity has any employees.*

**11.1 Staff Costs**
**Salaries and wages**
**Social security costs**
**Pension costs (defined contribution scheme)**
**Other employee benefits**
**Total staff costs**

| <b>This year</b> | <b>Last year</b> |
|------------------|------------------|
| <b>£</b>         | <b>£</b>         |
| 146,901          | 116,164          |
| 8,433            | 5,369            |
| -                | -                |
| -                | -                |
| 155,334          | 121,533          |

**This year:**

**Please provide details of expenditure on staff working for the charity whose contracts are with and are paid by a related party**

**Last year:**
**None**

**Please provide details of expenditure on staff working for the charity whose contracts are with and are paid by a related party**

**None**

*Please give details of the number of employees whose total employee benefits (excluding employer pension costs) fell within each band of £10,000 from £60,000 upwards. If there are no such transactions, please enter 'true' in the box provided.*

**No employees received employee benefits (excluding employer pension costs) for the reporting period of more than £60,000**

**None**

| <b>Band</b>                 | <b>Number of employees</b> |                  |
|-----------------------------|----------------------------|------------------|
|                             | <b>This year</b>           | <b>Last year</b> |
| <b>£60,000 to £69,999</b>   | -                          | -                |
| <b>£70,000 to £79,999</b>   | -                          | -                |
| <b>£80,000 to £89,999</b>   | -                          | -                |
| <b>£90,000 to £99,999</b>   | -                          | -                |
| <b>£100,000 to £109,999</b> | -                          | -                |

**Please provide the total amount paid to key management personnel (includes trustees and senior management) for their services to the charity. For specific amounts paid to trustees, see Note 28.**

| <b>This year</b> | <b>Last year</b> |
|------------------|------------------|
| <b>£</b>         | <b>£</b>         |
| -                | -                |

### 11.2 Average head count in the year

The parts of the charity in which the employees work

|                       | This year<br>Number | Last year<br>Number |
|-----------------------|---------------------|---------------------|
| Fundraising           | 1                   | 1                   |
| Charitable Activities | 1                   | 1                   |
| Governance            | 2                   | 2                   |
| Teachers              | 15                  | 14                  |
| Total                 | 19                  | 18                  |

### 11.3 Ex-gratia payments to employees and others (excluding trustees)

*Please complete if an ex-gratia payment is made.*

Please explain the nature of the payment

|           |  |
|-----------|--|
| This year |  |
| Last year |  |

Please state the legal authority or reason for making the payment

|           |  |
|-----------|--|
| This year |  |
| Last year |  |

Please state the amount of the payment (or value of any waiver of a right to an asset)

| This year | Last year |
|-----------|-----------|
| £         | £         |
| -         | -         |

#### 11.4 Redundancy payments

*Please complete if any redundancy or termination payment is made in the period.*

**Total amount of payment**

| <b>This year</b> | <b>Last year</b> |
|------------------|------------------|
| <b>£</b><br>-    | <b>£</b><br>-    |

**The nature of the payment (cash, asset etc.)**

|  |  |
|--|--|
|  |  |
|--|--|

**The extent of redundancy funding at the balance sheet date**

| <b>This year</b> | <b>Last year</b> |
|------------------|------------------|
| <b>£</b><br>-    | <b>£</b><br>-    |

**Please state the accounting policy for any redundancy or termination payments**

|  |  |
|--|--|
|  |  |
|--|--|

**Section C****Notes to the accounts****(cont)**

**Note 12** Defined contribution pension scheme or defined benefit scheme accounted for as a defined contribution scheme.

**12.1** Please complete this note if a defined contribution pension scheme is operated.

Amount of contributions recognised in the SOFA as an expense

| This year | Last year |
|-----------|-----------|
| £         | £         |
| -         | -         |

Please explain the basis for allocating the liability and expense of defined contribution pension scheme between activities and between restricted and unrestricted funds.

|  |  |
|--|--|
|  |  |
|--|--|

**12.2** Please complete this section where the charity participates in a defined benefit pension plan but is unable to ascertain its share of the underlying assets and liabilities.

Please confirm that although the scheme is accounted for as a defined contribution plan, it is a defined benefit plan.

N/A

Please provide such information as is available about the plan's surplus or deficit and the implications, if any, for the reporting charity for this year and last year, if different

N/A

**12.3** Please complete this section where the charity participates in a multi-employer defined benefit pension plan that is accounted for as a defined contribution plan.

Describe the extent to which the charity can be liable to the plan for other entities' obligations under the terms and conditions of the multi-employer plan. If this is different for last year, provide details

N/A

Provide an explanation of how any liability arising from an agreement with a multi-employer plan to fund a deficit has been determined. If this is different for last year, provide details

N/A

**Note 13 Grantmaking**

*Please complete this note if the charity made any grants or donations which in aggregate form a material part of the charitable activities undertaken.*

**This year:****13.1 Analysis of grants paid (included in cost of charitable activities)**

| Analysis              | Grants to institutions | Grants to individuals | Support costs | Total         |
|-----------------------|------------------------|-----------------------|---------------|---------------|
|                       |                        |                       | £             | £             |
| Activity or project 1 | 18,540.00              | -                     | -             | 18,540.00     |
| Activity or project 2 | -                      | -                     | -             | -             |
| Activity or project 3 | -                      | -                     | -             | -             |
| Activity or project 4 | -                      | -                     | -             | -             |
| <b>Total</b>          | <b>18,540</b>          | <b>-</b>              | <b>-</b>      | <b>18,540</b> |

*Please enter "Nil" if the charity does not identify and/or allocate support costs.*

**13.2 Grants made to institutions**

|   |           |   |
|---|-----------|---|
| <i>My charity has made grants to particular institutions that are material in the context of its grantmaking. Details of the institution supported, purpose of the grant and total paid to each institution is available on the charity's web site.</i> |           | <i>Please provide details of charity's URL.</i> |
|   | <b>No</b> | <i>Provide details below</i>                    |

| Names of institution                                    | Purpose | Total amount of grants paid £ |
|---|---------|-------------------------------|
| One Ummah Charity                                       |         | 18,540                        |
|   |         | -                             |
|   |         | -                             |
|   |         | -                             |
|   |         | -                             |
|   |         | -                             |
|   |         | -                             |
|   |         | -                             |
|   |         | -                             |
| <b>Total grants to institutions in reporting period</b> |         | <b>18,540</b>                 |
| <b>Other unanalysed grants</b>                          |         | <b>-</b>                      |
| <b>TOTAL GRANTS PAID</b>                                |         | <b>18,540</b>                 |

**Last year:**

**13.3 Analysis of grants paid (included in cost of charitable activities)**

| Analysis              | Grants to institutions | Grants to individuals | Support costs<br>£ | Total<br>£ |
|-----------------------|------------------------|-----------------------|--------------------|------------|
| Activity or project 1 | -                      | -                     | -                  | -          |
| Activity or project 2 | -                      | -                     | -                  | -          |
| Activity or project 3 | -                      | -                     | -                  | -          |
| Activity or project 4 | -                      | -                     | -                  | -          |
| <b>Total</b>          | -                      | -                     | -                  | -          |

Please enter "Nil" if the charity does not identify and/or allocate support costs.

**13.4 Grants made to institutions**

*My charity has made grants to particular institutions that are material in the context of its grantmaking. Details of the institution supported, purpose of the grant and total paid to each institution is available on the charity's web site.*

|     |  |
|-----|--|
| Yes | Please provide details of charity's URL. |
| No  | Provide details below                    |

| Names of institution                                    | Purpose | Total amount of grants paid £ |
|---|---------|-------------------------------|
|   |         | -                             |
|   |         | -                             |
|   |         | -                             |
|   |         | -                             |
|   |         | -                             |
|   |         | -                             |
|   |         | -                             |
|   |         | -                             |
|   |         | -                             |
|   |         | -                             |
| <b>Total grants to institutions in reporting period</b> |         | -                             |
| <b>Other unanalysed grants</b>                          |         | -                             |
| <b>TOTAL GRANTS PAID</b>                                |         | -                             |



**Note 14 Tangible fixed assets***Please complete this note if the charity has any tangible fixed assets***14.1 Cost or valuation**

|                              | Freehold land & buildings | Other land & buildings | Office Equipments | Fixtures, fittings and equipment | Total     |
|------------------------------|---------------------------|------------------------|-------------------|----------------------------------|-----------|
|                              | £                         | £                      | £                 | £                                | £         |
| At the beginning of the year | 2,100,000                 | -                      | 37,227            | 88,673                           | 2,225,900 |
| Additions                    | 80,000                    | -                      | -                 | -                                | 80,000    |
| Revaluations                 | -                         | -                      | -                 | -                                | -         |
| Disposals                    | -                         | -                      | -                 | -                                | -         |
| Transfers *                  | -                         | -                      | -                 | -                                | -         |
| At end of the year           | 2,180,000                 | -                      | 37,227            | 88,673                           | 2,305,900 |

**14.2 Depreciation and impairments**

|                |   |          |     |     |          |
|----------------|---|----------|-----|-----|----------|
| <b>**Basis</b> | SL (2% Straight Line on building element) | SL or RB | RB  | RB  | SL or RB |
| <b>** Rate</b> |   |          | 25% | 25% |          |

|                          |        |   |        |        |         |
|--------------------------|--------|---|--------|--------|---------|
| At beginning of the year | 25,200 | - | 22,209 | 69,053 | 116,462 |
| Disposals                | -      | - | -      | -      | -       |
| Depreciation             | 12,600 | - | 3,755  | 4,905  | 21,260  |
| Impairment               | -      | - | -      | -      | -       |
| Transfers*               | -      | - | -      | -      | -       |
| At end of the year       | 37,800 | - | 25,964 | 73,958 | 137,722 |

**14.3 Net book value**

|   |           |   |        |        |           |
|---|-----------|---|--------|--------|-----------|
| Net book value at the beginning of the year | 2,074,800 | - | 15,018 | 19,620 | 2,109,438 |
| Net book value at the end of the year       | 2,142,200 | - | 11,264 | 14,715 | 2,168,179 |

**NB: Land and Building apportioned on the basis of 70% land and 30% building**  
**Building element depreciated over 2% p.a over a period of 50 years.**

#### 14.4 Impairment

***This year: Please provide a description of the events and circumstances that led to the recognition or reversal of an impairment loss.***

|     |
|-----|
| N/A |
|-----|

***Last year: Please provide a description of the events and circumstances that led to the recognition or reversal of an impairment loss.***

|     |
|-----|
| N/A |
|-----|

#### 14.5 Revaluation

***If an accounting policy of revaluation is adopted, please provide:***

***the effective date of the revaluation***

| This year | Last year |
|-----------|-----------|
| N/A       | N/A       |
| N/A       | N/A       |
| N/A       | N/A       |
| -         | -         |

***the name of independent valuer, if applicable***

***the methods applied and significant assumptions***

***the carrying amount that would have been recognised had the assets been carried under the cost model.***

#### 14.6 Other disclosures

***(i) Please state the amount of borrowing costs, if any, capitalised in the construction of tangible fixed assets and the capitalisation rate used.***

***(ii) Please provide the amount of contractual commitments for the acquisition of tangible fixed assets.***

***(iii) Details of the existence and carrying amounts of property, plant and equipment to which the charity has restricted title or that are pledged as security for liabilities.***

| This year | Last year |
|-----------|-----------|
| £         | £         |
| -         | -         |
| -         | -         |
|           |           |

\* The "transfers" row is for movements between fixed asset categories.

\*\* Please indicate the method of depreciation by deleting the method not applicable (SL = straight line; RB = reducing balance). Also please indicate the rate of depreciation: for straight line, what is the anticipated life of the asset (in years); for reducing balance, what is the percentage annual deduction.

**Note 15 Intangible assets***Please complete this note if the charity has any intangible assets***15.1 Cost or valuation**

|                          | Research & development | Patents and trademarks | Other | Total |
|--------------------------|------------------------|------------------------|-------|-------|
|                          | £                      | £                      | £     | £     |
| At beginning of the year | -                      | -                      | -     | -     |
| Additions                | -                      | -                      | -     | -     |
| Disposals                | -                      | -                      | -     | -     |
| Revaluations             | -                      | -                      | -     | -     |
| Transfers *              | -                      | -                      | -     | -     |
| At end of the year       | -                      | -                      | -     | -     |

**15.2 Amortisation and impairments**

| **Basis | SL or RB | SL or RB | SL or RB | SL or RB | Straight Line ("SL") or Reducing Balance ("RB") |
|---------|----------|----------|----------|----------|---|
| ** Rate |          |          |          |          |   |

|                          |   |   |   |   |
|--------------------------|---|---|---|---|
| At beginning of the year | - | - | - | - |
| Disposals                | - | - | - | - |
| Amortisation             | - | - | - | - |
| Impairment               | - | - | - | - |
| Transfers*               | - | - | - | - |
| At end of year           | - | - | - | - |

**15.3 Net book value**

|   |   |   |   |   |
|---|---|---|---|---|
| Net book value at the beginning of the year | - | - | - | - |
| Net book value at the end of the year       | - | - | - | - |

**15.4 Accounting policy***Please disclose the accounting policy for intangible fixed assets including:**Reasons for choosing amortisation rates**Policies for the recognition of any capital development*

|  |
|--|
|  |
|  |

## 15.5 Impairment

This year:

*Please provide a description of the events and circumstances that led to the recognition or reversal of an impairment loss.*

|  |
|--|
|  |
|--|

Last year:

*Please provide a description of the events and circumstances that led to the recognition or reversal of an impairment loss.*

|  |
|--|
|  |
|--|

## 15.6 Revaluation

*If an accounting policy of revaluation is adopted, please provide:*

*the effective date of the revaluation*

*the name of independent valuer, if applicable*

*the methods applied*

*the carrying amount that would have been recognised had the assets been carried under the cost model.*

| This year | Last year |
|-----------|-----------|
|           |           |
|           |           |
|           |           |
|           |           |

## 15.7 Other disclosures

*(i) If your intangible asset was acquired by way of grant, provide value on initial recognition and carrying amount of the asset.*

*(ii) Details of the carrying amounts of any intangible assets to which the charity has restricted title or that are pledged as security for liabilities.*

*(iii) Please provide the amount of contractual commitments for the acquisition of intangible assets.*

*(iv) State the amount of research and development expenditure recognised as expenditure in the year.*

*(v) Please detail the headings in the SOFA in which a charge for amortisation of intangible assets is included.*

*(vi) For any material intangible assets, please provide a description, its carrying amount and any remaining amortisation period.*

|  |  |
|--|--|
|  |  |
|  |  |
|  |  |
|  |  |
|  |  |
|  |  |

\* The "transfers" row is for movements between fixed asset categories.

\*\* Please indicate the method of depreciation by deleting the method not applicable (SL = straight line; RB = reducing balance). Also please indicate the rate of depreciation: for straight line, what is the anticipated life of the asset (in years); for reducing balance, what is the percentage annual deduction.

**Note 16 Heritage assets***Please complete this note if the charity has heritage assets***16.1 General disclosures for all charities holding heritage assets**

|  | This year | Last year |
|--|-----------|-----------|
| (i) Explain the nature and scale of heritage assets held.  | N/A       | N/A       |
| (ii) Explain the policy for the acquisition, preservation, management and disposal of heritage assets. | N/A       | N/A       |

**16.2 Cost or valuation**

|                          | Heritage asset<br>1<br>£ | Heritage asset<br>2<br>£ | Heritage asset<br>3<br>£ | Heritage asset<br>4<br>£ | Total<br>£ |
|--------------------------|--------------------------|--------------------------|--------------------------|--------------------------|------------|
| At beginning of the year | -                        | -                        | -                        | -                        | -          |
| Additions                | -                        | -                        | -                        | -                        | -          |
| Disposals                | -                        | -                        | -                        | -                        | -          |
| Revaluations             | -                        | -                        | -                        | -                        | -          |
| Transfers *              | -                        | -                        | -                        | -                        | -          |
| At end of the year       | -                        | -                        | -                        | -                        | -          |

**16.3 Depreciation and impairments**

|         |  |  |  |  |  |
|---------|--|--|--|--|--|
| **Basis |  |  |  |  | Straight Line ("SL") or Reducing Balance |
| ** Rate |  |  |  |  |  |

|                          |   |   |   |   |   |
|--------------------------|---|---|---|---|---|
| At beginning of the year | - | - | - | - | - |
| Disposals                | - | - | - | - | - |
| Depreciation             | - | - | - | - | - |
| Impairment               | - | - | - | - | - |
| Transfers*               | - | - | - | - | - |
| At end of year           | - | - | - | - | - |

**16.4 Net book value**

|   |   |   |   |   |   |
|---|---|---|---|---|---|
| Net book value at the beginning of the year | - | - | - | - | - |
| Net book value at the end of the year       | - | - | - | - | - |

## 16.5 Impairment

**This year**

*Please provide a description of the events and circumstances that led to the recognition or reversal of an impairment loss.*

|  |
|--|
|  |
|--|

**Last year**

*Please provide a description of the events and circumstances that led to the recognition or reversal of an impairment loss.*

|  |
|--|
|  |
|--|

## 16.6 Revaluation

*If an accounting policy of revaluation is adopted, please provide:*

*the effective date of the revaluation*

*the name of independent valuer, if applicable*

*qualifications of independent valuer*

*the methods applied and significant assumptions*

*any significant limitations on the valuation*

| This year | Last year |
|-----------|-----------|
|           |           |
|           |           |
|           |           |
|           |           |
|           |           |

## 16.7 Analysis of heritage assets by class or group distinguishing those at cost and those at valuation

Carrying amount at the beginning of the period

Additions

Disposals

Depreciation/impairment

Revaluation

Carrying amount at the end of period

| At valuation<br>Group A | At cost Group<br>B | Total |
|-------------------------|--------------------|-------|
| £                       | £                  | £     |
| -                       | -                  | -     |
| -                       | -                  | -     |
| -                       | -                  | -     |
| -                       | -                  | -     |
| -                       | -                  | -     |
| -                       | -                  | -     |

## 16.8 Heritage assets (where heritage assets are not recognised on the balance sheet)

(i) Explain the reason why heritage assets have not been recognised on the balance sheet.

(ii) Describe the significance and nature of heritage assets.

(iii) Disclose information that is helpful in assessing the value of heritage assets.

(iv) Explain the reason why it is not practicable to obtain a valuation of heritage assets.

| This year | Last year |
|-----------|-----------|
|           |           |
|           |           |
|           |           |
|           |           |

**16.9 Five year summary of heritage assets transactions**

|                                    | 2015 | 2014 | 2013 | 2012 | 2011 |
|------------------------------------|------|------|------|------|------|
|                                    | £    | £    | £    | £    | £    |
| <b>Purchases</b>                   |      |      |      |      |      |
| Group A                            | -    | -    | -    | -    | -    |
| Group B                            | -    | -    | -    | -    | -    |
| Group C                            | -    |      |      |      |      |
| Other                              | -    |      |      |      |      |
| <b>Donations</b>                   |      |      |      |      |      |
| Group A                            | -    | -    | -    | -    | -    |
| Group B                            | -    | -    | -    | -    | -    |
| Group C                            | -    | -    | -    | -    | -    |
| Other                              | -    | -    | -    | -    | -    |
| <b>Total additions</b>             | -    | -    | -    | -    | -    |
|                                    |      |      |      |      |      |
| <b>Charge for impairment</b>       |      |      |      |      |      |
| Group A                            | -    | -    | -    | -    | -    |
| Group B                            | -    | -    | -    | -    | -    |
| Group C                            | -    | -    | -    | -    | -    |
| Other                              | -    | -    | -    | -    | -    |
| <b>Total charge for impairment</b> | -    | -    | -    | -    | -    |
|                                    |      |      |      |      |      |
| <b>Disposals</b>                   |      |      |      |      |      |
| Group A - carrying amount          | -    | -    | -    | -    | -    |
| Group B - carrying amount          | -    | -    | -    | -    | -    |
| Group C                            | -    | -    | -    | -    | -    |
| Other                              | -    | -    | -    | -    | -    |
| <b>Total disposals</b>             | -    | -    | -    | -    | -    |

**Note 17 Investment assets**

Please complete this note if the charity has any investment assets.

**17.1 Fixed assets investments (please provide for each class of investment)**

|   | Cash & cash equivalents | Listed investments | Investment properties | Social investments | Other | Total |
|---|-------------------------|--------------------|-----------------------|--------------------|-------|-------|
| Carrying (fair) value at beginning of period  | -                       | -                  | -                     | -                  | -     | -     |
| Add: additions to investments during period*  | -                       | -                  | -                     | -                  | -     | -     |
| Less: disposals at carrying value             | -                       | -                  | -                     | -                  | -     | -     |
| Less: impairments                             | -                       | -                  | -                     | -                  | -     | -     |
| Add: Reversal of impairments                  | -                       | -                  | -                     | -                  | -     | -     |
| Add/(deduct): transfer in/(out) in the period | -                       | -                  | -                     | -                  | -     | -     |
| Add/(deduct): net gain/(loss) on revaluation  | -                       | -                  | -                     | -                  | -     | -     |
| Carrying (fair) value at end of year          | -                       | -                  | -                     | -                  | -     | -     |

\*Please specify additions resulting from acquisitions through business combinations, if any.

Please note that Fair Value in this context is the amount for which an asset could be exchanged between knowledgeable and willing parties in an arm's length transaction. For traded securities, the fair value is the value of the security quoted on the London Stock Exchange Daily Official List or equivalent. For other assets where there is no market price on a traded market, it is the trustees' or valuers' best estimate of fair value.

**17.2 Please provide a breakdown of investments shown above agreeing with the balance sheet row B04 differentiating between those held at fair value and those held at cost less impairment.**

This year:

**Analysis of investments**

Cash or cash equivalents

Listed investments

Investment properties

Social investments

Other investments

Total

Grand total (Fair value at year end+Cost less impairment)

| Fair value at year end | Cost less impairment |
|------------------------|----------------------|
| £                      | £                    |
| -                      | -                    |
| -                      | -                    |
| -                      | -                    |
| -                      | -                    |
| -                      | -                    |
| -                      | -                    |
| -                      | -                    |
| -                      | -                    |
| -                      | -                    |

Last year:

**Analysis of investments**

Cash or cash equivalents

Listed investments

Investment properties

Social investments

Other investments

Total

Grand total (Fair value at year end+Cost less impairment)

| Fair value at year end | Cost less impairment |
|------------------------|----------------------|
| £                      | £                    |
| -                      | -                    |
| -                      | -                    |
| -                      | -                    |
| -                      | -                    |
| -                      | -                    |
| -                      | -                    |
| -                      | -                    |
| -                      | -                    |
| -                      | -                    |



**17.3 If your charity holds investment properties, please complete the following note:**

(i) Explain the methods and significant assumptions in determining the fair value of investment property held by the charity

(ii) Name or independent valuer, if applicable, and relevant qualifications

(iii) Provide details of any restrictions on the ability to realise investment property or on the remittance of income or disposal proceeds

(iv) Explain any contractual obligations for the purchase, construction or development of investment property or for repairs, maintenance or enhancements

| This year | Last year |
|-----------|-----------|
| N/A       | N/A       |
| N/A       | N/A       |
| N/A       | N/A       |
| N/A       | N/A       |

**17.4 Please provide a breakdown of current asset investments, if applicable, agreeing with the balance sheet.**

**Analysis of current asset investments**

Cash or cash equivalents

Listed investments

Investment properties

Social investments

Other investments

Total

| This year | Last year |
|-----------|-----------|
| £         | £         |
| -         | -         |
| -         | -         |
| -         | -         |
| -         | -         |
| -         | -         |
| -         | -         |
| -         | -         |

**17.5 Guarantees**

Please provide details and amount of any guarantee made to or on behalf of a third party

Name of the entity or entities benefitting from those guarantees

Please explain how the guarantee furthers the charity's aims

| This year | Last year |
|-----------|-----------|
| N/A       | N/A       |
| N/A       | N/A       |
| N/A       | N/A       |

## 17.6 Concessionary loans

Amount of concessionary loans made (Multiple loans made may be disclosed in aggregate provided that such aggregation does not obscure significant information).

| Description  | This year £ | Last year £ |
|--------------|-------------|-------------|
| N/A          | -           | -           |
|              | -           | -           |
|              | -           | -           |
| <b>Total</b> | -           | -           |

Amount of concessionary loans received (Multiple loans received may be disclosed in aggregate provided that such aggregation does not obscure significant information).

| Description  | This year £ | Last year £ |
|--------------|-------------|-------------|
| N/A          | -           | -           |
|              | -           | -           |
|              | -           | -           |
| <b>Total</b> | -           | -           |

Terms and conditions eg interest rate, security provided

| This year | Last year |
|-----------|-----------|
| N/A       | N/A       |
| N/A       | N/A       |
| N/A       | N/A       |
| N/A       | N/A       |
| N/A       | N/A       |
| N/A       | N/A       |

Value of any concessionary loans which have been committed but not taken up at the reporting date

Amounts payable within 1 year

Amounts payable after more than 1 year

Amounts receivable within 1 year

Amounts receivable after more than 1 year

## 17.7 Additional information

Please provide information about the significance of investments to the charity's financial position or performance eg. terms and conditions of loans or the use of hedging to manage financial risk.

For all investments measured at fair value, the basis for determining the value, including any assumptions applied when using a valuation technique.

Where a charity has provided financial assets as a form of security, the carrying amount of the financial asset pledged as security and the terms and conditions relating to its pledge.

| This year | Last year |
|-----------|-----------|
| N/A       | N/A       |
| N/A       | N/A       |
| N/A       | N/A       |

## Note 18

## Stocks

Please complete this note if the charity holds any stock items

18.1 Please state the carrying amount of stock and work in progress analysed between activities.

|                                  | Stock            |            | Donated goods    |            | Work in progress |
|----------------------------------|------------------|------------|------------------|------------|------------------|
|                                  | For distribution | For resale | For distribution | For resale |                  |
|                                  | £                | £          | £                | £          | £                |
| <b>Charitable activities:</b>    |                  |            |                  |            |                  |
| Opening                          | -                | -          | -                | -          | -                |
| Added in period                  | -                | -          | -                | -          | -                |
| Expensed in period               | -                | -          | -                | -          | -                |
| Impaired                         | -                | -          | -                | -          | -                |
| Closing                          | -                | -          | -                | -          | -                |
| <b>Other trading activities:</b> |                  |            |                  |            |                  |
| Opening                          | -                | -          | -                | -          | -                |
| Added in period                  | -                | -          | -                | -          | -                |
| Expensed in period               | -                | -          | -                | -          | -                |
| Impaired                         | -                | -          | -                | -          | -                |
| Closing                          | -                | -          | -                | -          | -                |
| <b>Other:</b>                    |                  |            |                  |            |                  |
| Opening                          | -                | -          | -                | -          | -                |
| Added in period                  | -                | -          | -                | -          | -                |
| Expensed in period               | -                | -          | -                | -          | -                |
| Impaired                         | -                | -          | -                | -          | -                |
| Closing                          | -                | -          | -                | -          | -                |
| <b>Total this year</b>           | -                | -          | -                | -          | -                |
| <b>Total previous year</b>       | -                | -          | -                | -          | -                |

18.2 Please specify the carrying amount of any stocks pledged as security for liabilities

| This year | Last year |
|-----------|-----------|
| £         | £         |
|           |           |

**Section C****Notes to the accounts****(cont)****Note 19 Debtors and prepayments**

*Please complete this note if the charity has any debtors or prepayments.*

**19.1 Analysis of debtors**

Trade debtors  
Prepayments and accrued income  
Other debtors

**Total**

| <b>This year</b> | <b>Last year</b> |
|------------------|------------------|
| <b>£</b>         | <b>£</b>         |
| -                | -                |
| -                | -                |
| 26,449           | 17,883           |
| 26,449           | 17,883           |

*Please complete 19.2 where a material debtor is recoverable more than a year after the reporting date.*

**19.2 Analysis of debtors recoverable in more than 1 year (included in debtors above)**

Trade debtors  
Prepayments and accrued income  
Other debtors

| <b>This year</b> | <b>Last year</b> |
|------------------|------------------|
| <b>£</b>         | <b>£</b>         |
| -                | -                |
| -                | -                |
| -                | -                |
| -                | -                |
| <b>Total</b>     | -                |

**Section C**
**Notes to the accounts**
**(cont)**
**Note 20**
**Creditors and accruals**

*Please complete this note if the charity has any creditors or accruals.*

**20.1 Analysis of creditors**

|  | Amounts falling due within one year |                | Amounts falling due after more than one year |                |
|--|-------------------------------------|----------------|--|----------------|
|  | This year<br>£                      | Last year<br>£ | This year<br>£                               | Last year<br>£ |
| Accruals for grants payable  | -                                   | -              | -  | -              |
| Bank loans and overdrafts  | -                                   | -              | -  | -              |
| Trade creditors  | -                                   | -              | -  | -              |
| Payments received on account for contracts or performance-related grants | -                                   | -              | -  | -              |
| Accruals and deferred income   | -                                   | -              | -  | -              |
| Taxation and social security   | -                                   | 1,347          | -  | -              |
| Other creditors  | 5,747                               | 2,200          | -  | -              |
| <b>Total</b>   | <b>5,747</b>                        | <b>3,547</b>   | <b>-</b>                                     | <b>-</b>       |

**20.2 Deferred income**

*Please complete this note if the charity has deferred income.*

*Please explain the reasons why income is deferred.*

| This year | Last year |
|-----------|-----------|
| N/A       | N/A       |

**Movement in deferred income account**

Balance at the start of the reporting period  
 Amounts added in current period  
 Amounts released to income from previous periods  
 Balance at the end of the reporting period

| This year<br>£ | Last year<br>£ |
|----------------|----------------|
| -              | -              |
| -              | -              |
| -              | -              |
| -              | -              |

**Section C**
**Notes to the accounts**
**(cont)**
**Note 21 Provisions for liabilities and charges**

*Please complete this note if you have included in charity expenditure any provisions. A provision is made when the charity has a liability of uncertain timing or amount.*

**21.1 Movements in recognised provisions and funding commitment during the period**

Balance at the start of the reporting period  
 Amounts added in current period  
 Amounts charged against the provision in the current period  
 Unused amounts reversed during the period  
 Balance at the end of the reporting period

| This year<br>£ | Last year<br>£ |
|----------------|----------------|
| -              | -              |
| -              | -              |
| -              | -              |
| -              | -              |
| -              | -              |

**21.2 Please provide:**

- a brief description of any obligations on the balance sheet and the expected amount and timing of resulting payments;

- an indication of the uncertainties about the amount or timing of those outflows; and

- the amount of any expected reimbursement, stating the amount of any asset that has been recognised for that expected reimbursement.

| This year | Last year |
|-----------|-----------|
| N/A       | N/A       |
| N/A       | N/A       |
| N/A       | N/A       |

**21.3** For any funding commitment that is not recognised as a liability or provision, provide details of commitment made, the time frame of that commitment, any performance-related conditions and details of how the commitment will be funded (with contracts for capital expenditure separately identified).

| This year | Last year |
|-----------|-----------|
| N/A       | N/A       |

**21.4** Where unrestricted funds have been designated to a fund commitment, please disclose the nature of any amounts designated and the likely timing of that expenditure.

|     |     |
|-----|-----|
| N/A | N/A |
|-----|-----|

**Note 22 Other disclosures for debtors, creditors and other basic financial instruments**

**22.1** Please provide information about the significance of financial instruments (eg. debtors, creditors, investments etc) to the charity's financial position or performance, for example, the terms and conditions of loans or the use of hedging to manage financial risk.

| This year | Last year |
|-----------|-----------|
| N/A       | N/A       |

**22.2** If the charity has provided financial assets as a form of security, the carrying amount of the financial assets pledged as security and the terms and conditions related to its pledge should be given here.

|     |     |
|-----|-----|
| N/A | N/A |
|-----|-----|

**Note 23 Contingent liabilities and contingent assets****23.1 Contingent liabilities**

Where the charity has contingent liabilities, please complete the following section unless the possibility of their existence is remote.

This year

| Description of item including its legal nature. Please describe any security provided in connection to the liability. | Estimate of financial effect |
|---|------------------------------|
|   |                              |
| N/A   | N/A                          |
|   |                              |
|   |                              |

Last year

| Description of item including its legal nature. Please describe any security provided in connection to the liability. | Estimate of financial effect |
|---|------------------------------|
|   |                              |
| N/A   | N/A                          |
|   |                              |
|   |                              |

**23.2 Contingent assets**

Where the charity has contingent assets, please complete the following section when their existence is probable

This year

| Description of item | Estimate of financial effect |
|---------------------|------------------------------|
|                     |                              |
| N/A                 | N/A                          |
|                     |                              |
|                     |                              |

Last year

| Description of item | Estimate of financial effect |
|---------------------|------------------------------|
|                     |                              |
| N/A                 | N/A                          |
|                     |                              |
|                     |                              |

**23.4 Other disclosures for contingent assets and/or liabilities**

Please provide the following information where practicable:

Explain any uncertainties relating to the amount or timing of settlement; and the possibility of any reimbursement

Where it is not practical to make one or more of these disclosures, please state this fact

| This year | Last year |
|-----------|-----------|
| N/A       | N/A       |
| N/A       | N/A       |



**Section C****Notes to the accounts****(cont)****Note 24****Cash at bank and in hand**

Short term cash investments (less than 3 months maturity date)  
Short term deposits  
Cash at bank and on hand  
Other  
Total

| This year<br>£ | Last year<br>£ |
|----------------|----------------|
| -              | -              |
| -              | -              |
| 695,759        | 247,079        |
| -              | -              |
| 695,759        | 247,079        |

**Note 25 Fair value of assets and liabilities**

**25.1** Please provide details of the charity's exposure to credit risk (the risk of incurring a loss due to a debtor not paying what is owed), liquidity risk (the risk of not being able to meet short term financial demands) and market risk (the risk that the value of an investment will fall due to changes in the market) arising from financial instruments to which the charity is exposed at the end of the reporting period and explain how the charity manages those risks.

| This year | Last year |
|-----------|-----------|
| N/A       | N/A       |

**25.2** Please give details of the amount of change in the fair value of basic financial instruments (debtors, creditors, investments (see section 11, FRS 102 SORP)) measured at fair value through the SoFA that is attributable to changes in credit risk.

|     |     |
|-----|-----|
| N/A | N/A |
|-----|-----|

**Section C****Notes to the accounts****(cont)****Note 26****Events after the end of the reporting period**

*Please complete this note events (not requiring adjustment to the accounts) have occurred after the end of the reporting period but before the accounts are authorised which relate to conditions that arose after the end of the*

|  | This year | Last year |
|--|-----------|-----------|
| Please provide details of the nature of the event  | N/A       | N/A       |
| Provide an estimate of the financial effect of the event or a statement that such an estimate cannot be made | N/A       | N/A       |

## Section C

### Notes to the accounts

(cont)

#### Note 27 Charity funds

##### 27.1 Details of material funds held and movements during the CURRENT reporting period

Please give details of the movements of material individual funds in the reporting period together with a balancing figure for 'Other funds'. The 'Total funds' figure below should reconcile to 'Total funds' in the balance sheet.

\* Key: PE - permanent endowment funds; EE - expendable endowment funds; R - restricted income funds, including special trusts, of the charity; and U - unrestricted funds

| Fund names                | Type PE, EE<br>R or UR * | Purpose and Restrictions | Fund<br>balances<br>brought<br>forward<br>£ | Income<br>£ | Expenditure<br>£ | Transfers<br>£ | Gains and<br>losses<br>£ | Fund<br>balances<br>carried<br>forward<br>£ |
|---------------------------|--------------------------|--------------------------|---|-------------|------------------|----------------|--------------------------|---|
| Donation                  | UR                       |                          | 204,553                                     | 670,846     | (195,949)        | -              | -                        | 679,450                                     |
| Donation (Mosque Fund)    | R                        |                          | 91,501                                      | 36,432      | (10,742)         | -              | -                        | 117,191                                     |
| Donation (Madressae Fund) | R                        |                          | -   | 81,508      | (80,709)         | -              | -                        | 799   |
| Buildings                 | R                        |                          | 2,074,800                                   | -           | (12,600)         | -              | -                        | 2,062,200                                   |
|                           |                          |                          | -   | -           | -                | -              | -                        | -   |
|                           |                          |                          | -   | -           | -                | -              | -                        | -   |
|                           |                          |                          | -   | -           | -                | -              | -                        | -   |
|                           |                          |                          | -   | -           | -                | -              | -                        | -   |
|                           |                          |                          | -   | -           | -                | -              | -                        | -   |
|                           |                          |                          | -   | -           | -                | -              | -                        | -   |
|                           |                          |                          | -   | -           | -                | -              | -                        | -   |
| Other funds               | N/a                      | N/a                      | -   | -           | -                | -              | -                        | -   |
| Total Funds               |                          |                          | 2,370,854                                   | 788,786     | (300,000)        | -              | -                        | 2,859,640                                   |

**Section C** Notes to the accounts (cont)

**Note 27** Charity funds (cont)

**27.2 Details of material funds held and movements during the PREVIOUS reporting period**  
Please give details of the movements of material individual funds in the reporting period together with a balancing figure for 'Other funds'. The 'Total funds' figure below should reconcile to 'Total funds' in the balance sheet.

\* Key: PE - permanent endowment funds; EE - expendable endowment funds; R - restricted income funds, including special trusts, of the charity; and U - unrestricted funds

| Fund names         | Type PE, EE<br>R or UR * | Purpose and Restrictions | Fund<br>balances<br>brought<br>forward<br>£ | Income<br>£    | Expenditure<br>£ | Transfers<br>£ | Gains and<br>losses<br>£ | Fund<br>balances<br>carried<br>forward<br>£ |
|--------------------|--------------------------|--------------------------|---|----------------|------------------|----------------|--------------------------|---|
| Donation           | UR                       |                          | 113,393                                     | 169,095        | (77,934)         | -              | -                        | 204,554                                     |
| Donation           | R                        |                          | 78,106                                      | 187,744        | (174,350)        | -              | -                        | 91,500                                      |
| Buildings          | R                        |                          | 2,087,400                                   | -              | (12,600)         | -              | -                        | 2,074,800                                   |
|                    |                          |                          | -   | -              | -                | -              | -                        | -   |
|                    |                          |                          | -   | -              | -                | -              | -                        | -   |
|                    |                          |                          | -   | -              | -                | -              | -                        | -   |
|                    |                          |                          | -   | -              | -                | -              | -                        | -   |
|                    |                          |                          | -   | -              | -                | -              | -                        | -   |
|                    |                          |                          | -   | -              | -                | -              | -                        | -   |
|                    |                          |                          | -   | -              | -                | -              | -                        | -   |
| Other funds        | N/a                      | N/a                      | -   | -              | -                | -              | -                        | -   |
| <b>Total Funds</b> |                          |                          | <b>2,278,899</b>                            | <b>356,839</b> | <b>(264,884)</b> | <b>-</b>       | <b>-</b>                 | <b>2,370,854</b>                            |

## Note 27

## Charity funds (cont)

## 27.3 Transfers between funds

## This year

|   | Reason for transfer and where endowment is converted to income, legal power for its conversion | Amount |
|---|--|--------|
| Between unrestricted and restricted funds | None   |        |
| Between endowment and restricted funds    | None   |        |
| Between endowment and unrestricted funds  | None   |        |
|   |  |        |

## Last year

|   | Reason for transfer and where endowment is converted to income, legal power for its conversion | Amount |
|---|--|--------|
| Between unrestricted and restricted funds | None   |        |
| Between endowment and restricted funds    | None   |        |
| Between endowment and unrestricted funds  | None   |        |
|   |  |        |

## 27.4 Designated funds

## This year

| Planned use | Purpose of the designation | Amount |
|-------------|----------------------------|--------|
|             |                            |        |
|             |                            |        |
|             |                            |        |
|             |                            |        |
|             |                            |        |
|             |                            |        |

## Last year

| Planned use | Purpose of the designation | Amount |
|-------------|----------------------------|--------|
|             |                            |        |
|             |                            |        |
|             |                            |        |
|             |                            |        |
|             |                            |        |
|             |                            |        |

## Note 28

## Transactions with trustees and related parties

If the charity has any transactions with related parties (other than the trustee expenses explained in guidance notes) details of such transactions should be provided in this note. If there are no transactions to report, please enter "True" in the box or "False" if there are transactions to report.

## 28.1 Trustee remuneration and benefits

## This year

None of the trustees have been paid any remuneration or received any other benefits from an employment with their charity or a related entity (True or False)

TRUE

In the period the charity has paid trustees remuneration and benefits. Please give the amount of, and legal authority for, any remuneration or other benefits paid to a trustee by the charity or any institution or company connected with it.

| Name of trustee | Legal authority (eg order, governing document) | Amounts paid or benefit value |                      |   |       |       |
|-----------------|--|-------------------------------|----------------------|---|-------|-------|
|                 |  | Remuneration                  | Pension contribution | Redundancy (including loss of office)/ex gratia | Other | TOTAL |
|                 |  | £                             | £                    | £   | £     | £     |
|                 |  | -                             | -                    | -   | -     | -     |
|                 |  | -                             | -                    | -   | -     | -     |
|                 |  | -                             | -                    | -   | -     | -     |
|                 |  | -                             | -                    | -   | -     | -     |

Please give details of why remuneration or other employment benefits were paid.

Where an ex gratia payment has been made to a trustee, provide an explanation of the nature of the payment.

## Last year

None of the trustees have been paid any remuneration or received any other benefits from an employment with their charity or a related entity (True or False)

TRUE

In the period the charity has paid trustees remuneration and benefits. Please give the amount of, and legal authority for, any remuneration or other benefits paid to a trustee by the charity or any institution or company connected with it.

| Name of trustee | Legal authority (eg order, governing document) | Amounts paid or benefit value |                      |   |       |       |
|-----------------|--|-------------------------------|----------------------|---|-------|-------|
|                 |  | Remuneration                  | Pension contribution | Redundancy (including loss of office)/ex gratia | Other | TOTAL |
|                 |  | £                             | £                    | £   | £     | £     |
|                 |  | -                             | -                    | -   | -     | -     |
|                 |  | -                             | -                    | -   | -     | -     |
|                 |  | -                             | -                    | -   | -     | -     |
|                 |  | -                             | -                    | -   | -     | -     |

Please give details of why remuneration or other employment benefits were paid.

Where an ex gratia payment has been made to a trustee, provide an explanation of the nature of the payment.

## 28.2 Trustees' expenses

If the charity has paid trustees expenses for fulfilling their duties, details of such transactions should be provided in this note. If there are no transactions to report, please enter "True" in the box below. If there are transactions to report, please enter "False".

No trustee expenses have been incurred (True or False)

TRUE

| Type of expenses reimbursed | This year | Last year |
|-----------------------------|-----------|-----------|
|                             | £         | £         |
| Travel                      | -         | -         |
| Subsistence                 | -         | -         |
| Accommodation               | -         | -         |
| Other (please specify):     | -         | -         |
|                             | -         | -         |
|                             | -         | -         |
| <b>TOTAL</b>                | -         | -         |

Please provide the number of trustees reimbursed for expenses or who had expenses paid by the charity

## 28.3 Transaction(s) with related parties

Please give details of any transaction undertaken by (or on behalf of) the charity in which a related party has a material interest, including where funds have been held as agent for related parties. If there are no such transactions, please enter 'true' in the box provided.

This year

There have been no related party transactions in the reporting period (True or False)

TRUE

| Name of the trustee or related party | Relationship to charity | Description of the transaction(s) | Amount | Balance at period end | Provision for bad debts at period end | Amounts written off during reporting period |
|--------------------------------------|-------------------------|-----------------------------------|--------|-----------------------|---------------------------------------|---|
|                                      |                         |                                   | £      | £                     | £                                     | £   |
|                                      |                         |                                   |        |                       |                                       |   |
|                                      |                         |                                   |        |                       |                                       |   |
|                                      |                         |                                   |        |                       |                                       |   |
|                                      |                         |                                   |        |                       |                                       |   |

In relation to the transactions above, please provide the terms and conditions, including any security and the nature of any payment (consideration) to be provided in settlement.

For any related party, please provide details of any guarantees given or received.



**Last year**

There have been no related party transactions in the reporting period (True or False)

**TRUE**

| Name of the trustee or related party | Relationship to charity | Description of the transaction(s) | Amount | Balance at period end | Provision for bad debts at period end | Amounts written off during reporting period |
|--------------------------------------|-------------------------|-----------------------------------|--------|-----------------------|---------------------------------------|---|
|                                      |                         |                                   | £      | £                     | £                                     | £   |
|                                      |                         |                                   |        |                       |                                       |   |
|                                      |                         |                                   |        |                       |                                       |   |
|                                      |                         |                                   |        |                       |                                       |   |
|                                      |                         |                                   |        |                       |                                       |   |

*In relation to the transactions above, please provide the terms and conditions, including any security and the nature of any payment (consideration) to be provided in settlement.*

*For any related party, please provide details of any guarantees given or received.*

**Note 29****Additional Disclosures**

The following are significant matters which are not covered in other notes and need to be included to provide a proper understanding of the accounts. If there is insufficient room here, please add a separate sheet.