



Lindfield Pre-School Nursery (CIO)


Charity number: 1182972

ANNUAL ACCOUNTS

FOR THE 12 MONTHS ENDED 31 July 2025

Alexander  Churchill
Chartered Management Accountants

Alexander-Churchill Accountants, Brandon House, 90 The Broadway, Chesham, Buckinghamshire, HP5 1EG



Lindfield Pre-School Nursery (CIO)

Charity number: 1182972

ANNUAL ACCOUNTS

FOR THE 12 MONTHS ENDED 31 July 2025

INDEX

Pages

3	Independent Examiner's Report
4	Statement of Financial Activities
5	Statement of Assets and Liabilities
6 – 37	Notes to the Accounts



**CHARITY COMMISSION
FOR ENGLAND AND WALES**

Independent Examiner's Report on the Accounts

Section A

Independent Examiner's Report

Report to the trustees

Lindfield Pre-School Nursery (CIO)

**On accounts for the year
ended**

31 July 2025

**Charity
no (if any)**

1182972

Set out on pages

4 - 37

I report to the trustees on my examination of the accounts of the above charity ("the Trust") for the year ended 30/04/2025

**Responsibilities and
basis of report**

As the charity's trustees, you are responsible for the preparation of the accounts in accordance with the requirements of the Charities Act 2011 ("the Act").

I report in respect of my examination of the Trust's accounts carried out under section 145 of the 2011 Act and in carrying out my examination, I have followed all the applicable Directions given by the Charity Commission under section 145(5)(b) of the Act.

**Independent examiner's
statement**

I have completed my examination. I confirm that no material matters have come to my attention in connection with the examination which gives me cause to believe that in, any material respect:

- the accounting records were not kept in accordance with section 130 of the Charities Act; or
- the accounts did not accord with the accounting records; or
- the accounts did not comply with the applicable requirements concerning the form and content of accounts set out in the Charities (Accounts and Reports) Regulations 2008 other than any requirement that the accounts give a 'true and fair' view which is not a matter considered as part of an independent examination.

I have no concerns and have come across no other matters in connection with the examination to which attention should be drawn in this report in order to enable a proper understanding of the accounts to be reached.

Signed:

Date: 17/11/2025

Name: Jagbir Singh Sahdra


**Relevant professional
qualification(s) or body
(if any):**

CPA

Address:


Brandon House, 2nd Floor

90 The Broadway, Chesham, Buckinghamshire, HP5 1EG

	Charity Name : Lindfield Pre-School Nursery (CIO)				Charity No : 1182972
	Annual accounts for the period				
	Period start date	01/08/2024	To	Period end date	31/07/2025

Section A Statement of financial activities (including summary income and expenditure account)

Recommended categories by activity	Guidance Note	Unrestricted funds	Restricted income funds	Endowment funds	Total funds	Prior year funds
		£	£	£	£	£
		F01	F02	F03	F04	F05
Income (Note 3)						
Income and endowments from:						
Donations and legacies	S01	234,756	-	-	234,756	139,402
Charitable activities	S02	179,264	-	-	179,264	210,335
Other trading activities	S03	-	-	-	-	-
Investments	S04	1,465	-	-	1,465	808
Separate material item of income	S05	-	-	-	-	-
Other	S06	-	-	-	-	-
Total	S07	415,485	-	-	415,485	350,545
Expenditure (Notes 6)						
Expenditure on:						
Raising funds	S08	812	-	-	812	8
Charitable activities	S09	371,521	-	-	371,521	292,134
Separate material expense item	S10	-	-	-	-	-
Other	S11	-	-	-	-	-
Total	S12	372,333	-	-	372,333	292,142
Net income/(expenditure) before tax for the reporting period	S13	43,152	-	-	43,152	58,404
Tax payable	S14	-	-	-	-	-
Net income/(expenditure) after tax before investment gains/(losses)	S15	43,152	-	-	43,152	58,404
Net gains/(losses) on investments	S16	-	-	-	-	-
Net income/(expenditure)	S17	43,152	-	-	43,152	58,404
Extraordinary items	S18	-	-	-	-	-
Transfers between funds	S19	-	-	-	-	-
Other recognised gains/(losses):						
Gains and losses on revaluation of fixed assets for the charity's own use	S20	-	-	-	-	-
Other gains/(losses)	S21	-	-	-	-	-
Net movement in funds	S22	43,152	-	-	43,152	58,404
Reconciliation of funds:						
Total funds brought forward	S23	154,946	-	-	154,946	96,542
Total funds carried forward	S24	198,098	-	-	198,098	154,946

	Charity Name: Lindfield Pre-School Nursery (CIO)				Charity No: 1182972
	Annual accounts for the period				
Period start date:	01/08/2024	TO	To period end date:	31/07/2025	

Section B Balance sheet

		Guidance note	Unrestricted funds £ F01	Restricted income funds £ F02	Endowment funds £ F03	Total this year £ F04	Total last year £ F05
Fixed assets							
Intangible assets	(Note 15)	B01	-	-	-	-	-
Tangible assets	(Note 14)	B02	31,650	-	-	31,650	9,962
Heritage assets	(Note 16)	B03	-	-	-	-	-
Investments	(Note 17)	B04	-	-	-	-	-
Total fixed assets		B05	31,650	-	-	31,650	9,962
Current assets							
Stocks	(Note 18)	B06	-	-	-	-	-
Debtors	(Note 19)	B07	3,429	-	-	3,429	5,083
Investments	(Note 17.4)	B08	-	-	-	-	-
Cash at bank and in hand	(Note 24)	B09	192,269	-	-	192,269	140,516
Total current assets		B10	195,698	-	-	195,698	145,599
Creditors: amounts falling due within one year	(Note 20)	B11	29,250	-	-	29,250	615
Net current assets/(liabilities)		B12	166,448	-	-	166,448	144,984
Total assets less current liabilities		B13	198,098	-	-	198,098	154,946
Creditors: amounts falling due after one year	(Note 20)	B14	-	-	-	-	-
Provisions for liabilities		B15	-	-	-	-	-
Total net assets or liabilities		B16	198,098	-	-	198,098	154,946
Funds of the Charity							
Endowment funds (Note 27)		B17	-	-	-	-	-
Restricted income funds (Note 27)		B18	-	-	-	-	-
Unrestricted funds		B19	198,098	-	-	198,098	154,946
Revaluation reserve		B20	-	-	-	-	-
Fair value reserve		B21	-	-	-	-	-
		B22	198,098	-	-	198,098	154,946

The company was entitled to

The members have not required the


The directors acknowledge their

These accounts have been prepared

Signed by one or two trustees/directors on behalf of all the trustees/directors

Print Name	Date of approval dd/mm/yyyy
Robert Skepper	

Signature of director authenticating accounts being sent to Companies House

Signature	Date dd/mm/yyyy
	18/11/25
	Print name

Section C

Notes to the accounts

Note 1 Basis of preparation

This section should be completed by all charities.

1.1 Basis of accounting

These accounts have been prepared under the historical cost convention with items recognised at cost or transaction value unless otherwise stated in the relevant note(s) to these accounts.

The accounts have been prepared in accordance with:

• and with*



the Statement of Recommended Practice: Accounting and Reporting by Charities preparing their accounts in accordance with the Financial Reporting Standard applicable in the UK and Republic of Ireland (FRS 102) issued on 16 July 2014

• and with*

the Financial Reporting Standard applicable in the United Kingdom and Republic of Ireland (FRS 102)

• and with the Charities Act 2011.

The charity constitutes a public benefit entity as defined by FRS 102.*



* -Tick as appropriate

1.2 Going concern

If there are material uncertainties related to events or conditions that cast significant doubt on the charity's ability to continue as a going concern, please provide the following details or state "Not applicable", if appropriate:

An explanation as to those factors that support the conclusion that the charity is a going concern;

N/A

Disclosure of any uncertainties that make the going concern assumption doubtful;

N/A

Where accounts are not prepared on a going concern basis, please disclose this fact together with the basis on which the trustees prepared the accounts and the reason why the charity is not regarded as a going concern.

N/A

1.3 Change of accounting policy

The accounts present a true and fair view and no changes have been made to the accounting policies adopted in note { }.

Yes*



No*

* -Tick as appropriate

Please disclose:

(i) the nature of the change in accounting policy;	
(ii) the reasons why applying the new accounting policy provides more reliable and more relevant information; and	

(ii) the amount of the adjustment for each line affected in the current period, each prior period presented and the aggregate amount of the adjustment relating to periods before those presented, 3.44 FRS102 SORP.	
---	--

1.4 Changes to accounting estimates

No changes to accounting estimates have occurred in the reporting period (3.46 FRS102 SORP).

Yes*	<input type="checkbox"/>	* -Tick as appropriate
No*	<input type="checkbox"/>	

Please disclose:

(i) the nature of any changes;	N/A
(ii) the effect of the change on income and expense or assets and liabilities for the current period; and	N/A
(iii) where practicable, the effect of the change in one or more future periods.	N/A

1.5 Material prior year errors

No material prior year error have been identified in the reporting period (3.47 FRS102 SORP).

Yes*	<input type="checkbox"/>	* -Tick as appropriate
No*	<input type="checkbox"/>	

Please disclose:

(i) the nature of the prior period error;	N/A
(ii) for each prior period presented in the accounts, the amount of the correction for each account line item affected; and	N/A
(iii) the amount of the correction at the beginning of the earliest prior period presented in the accounts.	N/A

Section C**Notes to the accounts****(cont)****Note 2 Accounting policies**

This standard list of accounting policies has been applied by the charity except for those deleted. Where a different or additional policy has been adopted then this is detailed in the box below.

2.1 RECONCILIATION WITH PREVIOUS GENERALLY ACCEPTED ACCOUNTING PRACTICE

Please provide a description of the nature of each change in accounting policy

--

Reconciliation of funds per previous GAAP to funds determined under FRS 102

	Start of period £	End of period £
Fund balances as previously stated		
Adjustments:		

Fund balance as restated

--

Reconciliation of net income/(net expenditure) per previous GAAP to net income/(net expenditure) under FRS 102

	End of £
Net income/(expenditure) as previously stated	
Adjustments:	

Previous period net income/(expenditure) as restated

--

Note 2

2.2 INCOME

Recognition of income

Accounting policies

These are included in the Statement of Financial Activities (SoFA) when:

- the charity becomes entitled to the resources;
- it is more likely than not that the trustees will receive the resources;
- the monetary value can be measured with sufficient reliability.

Yes*	No*	N/a*
<input type="checkbox"/>	<input type="checkbox"/>	<input type="checkbox"/>

Offsetting

There has been no offsetting of assets and liabilities, or income and expenses, unless required or permitted by the FRS 102 SORP or FRS 102.

Yes*	No*	N/a*
<input type="checkbox"/>	<input type="checkbox"/>	<input type="checkbox"/>

Grants and donations

Grants and donations are only included in the SoFA when the general income recognition criteria are met (5.10 to 5.12 FRS102 SORP).

Yes*	No*	N/a*
<input type="checkbox"/>	<input type="checkbox"/>	<input type="checkbox"/>

In the case of performance related grants, income must only be recognised to the extent that the charity has provided the specified goods or services as entitlement to the grant only occurs when the performance related conditions are met (5.16 FRS 102 SORP).

Yes*	No*	N/a*
<input type="checkbox"/>	<input type="checkbox"/>	<input type="checkbox"/>

Legacies

Legacies are included in the SOFA when receipt is probable, that is, when there has been grant of probate, the executors have established that there are sufficient assets in the estate and any conditions attached to the legacy are either within the control of the charity or have been met.

Yes*	No*	N/a*
<input type="checkbox"/>	<input type="checkbox"/>	<input type="checkbox"/>

Government grants

The charity has received government grants in the reporting period

Yes*	No*	N/a*
<input type="checkbox"/>	<input type="checkbox"/>	<input type="checkbox"/>

Tax reclaims on donations and gifts

Gift Aid receivable is included in income when there is a valid declaration from the donor. Any Gift Aid amount recovered on a donation is considered to be part of that gift and is treated as an addition to the same fund as the initial donation unless the donor or the terms of the appeal have specified otherwise.

Yes*	No*	N/a*
<input type="checkbox"/>	<input type="checkbox"/>	<input type="checkbox"/>

Contractual income and performance related grants

This is only included in the SoFA once the charity has provided the related goods or services or met the performance related conditions.

Yes*	No*	N/a*
<input type="checkbox"/>	<input type="checkbox"/>	<input type="checkbox"/>

Donated goods

Donated goods are measured at fair value (the amount for which the asset could be exchanged) unless impractical to do so.

Yes*	No*	N/a*
<input type="checkbox"/>	<input type="checkbox"/>	<input type="checkbox"/>

The cost of any stock of goods donated for distribution to beneficiaries is deemed to be the fair value of those gifts at the time of their receipt and they are recognised on receipt. In the reporting period in which the stocks are distributed, they are recognised as an expense at the carrying amount of the stocks at distribution.

Yes*	No*	N/a*
<input type="checkbox"/>	<input type="checkbox"/>	<input type="checkbox"/>

Donated goods for resale are measured at fair value on initial recognition, which is the expected proceeds from sale less the expected costs of sale, and recognised in 'Income from other trading activities' with the corresponding stock recognised in the balance sheet. On its sale the value of stock is charged against 'Income from other trading activities' and the proceeds from sale are also recognised as 'Income from other trading activities'.

Yes*	No*	N/a*
<input type="checkbox"/>	<input type="checkbox"/>	<input type="checkbox"/>

Goods donated for on-going use by the charity are recognised as tangible fixed assets and included in the SoFA as incoming resources when receivable.

Yes*	No*	N/a*
<input type="checkbox"/>	<input type="checkbox"/>	<input type="checkbox"/>

Gifts in kind for use by the charity are included in the SoFA as income from donations when receivable.

Yes*	No*	N/a*
<input type="checkbox"/>	<input type="checkbox"/>	<input type="checkbox"/>

Donated services and facilities

Donated services and facilities are included in the SOFA when received at the value of the gift to the charity provided the value of the gift can be measured reliably.

Yes*	No*	N/a*
<input type="checkbox"/>	<input type="checkbox"/>	<input type="checkbox"/>

Donated services and facilities that are consumed immediately are recognised as

Yes*	No*	N/a*
<input type="checkbox"/>	<input type="checkbox"/>	<input type="checkbox"/>

income with an equivalent amount recognised as an expense under the appropriate heading in the SOFA.

Support costs

The charity has incurred expenditure on support costs.

Volunteer help

The value of any voluntary help received is not included in the accounts but is described in the trustees' annual report.

Income from interest, royalties and dividends

This is included in the accounts when receipt is probable and the amount receivable can be measured reliably.

Income from membership subscriptions

Membership subscriptions received in the nature of a gift are recognised in Donations and Legacies.

Membership subscriptions which gives a member the right to buy services or other benefits are recognised as income earned from the provision of goods and services as income from charitable activities.

Settlement of insurance claims

Insurance claims are only included in the SoFA when the general income recognition criteria are met (5.10 to 5.12 FRS102 SORP) and are included as an item of other income in the SoFA.

Investment gains and losses

This includes any realised or unrealised gains or losses on the sale of investments and any gain or loss resulting from revaluing investments to market value at the end of the year.

2.3 EXPENDITURE AND LIABILITIES

Liability recognition

Liabilities are recognised where it is more likely than not that there is a legal or constructive obligation committing the charity to pay out resources and the amount of the obligation can be measured with reasonable certainty.

Governance and support costs

Support costs have been allocated between governance costs and other support. Governance costs comprise all costs involving public accountability of the charity and its compliance with regulation and good practice.

Support costs include central functions and have been allocated to activity cost categories on a basis consistent with the use of resources, eg allocating property costs by floor areas, or per capita, staff costs by the time spent and other costs by their usage.

Grants with performance conditions

Where the charity gives a grant with conditions for its payment being a specific level of service or output to be provided, such grants are only recognised in the SoFA once the recipient of the grant has provided the specified service or output.

Grants payable without performance conditions

Where there are no conditions attaching to the grant that enables the donor charity to realistically avoid the commitment, a liability for the full funding obligation must be recognised.

Redundancy cost

The charity made no redundancy payments during the reporting period.

Deferred Income

No material item of deferred income has been included in the accounts.

Creditors

The charity has creditors which are measured at settlement amounts less any trade discounts

Provisions for liabilities

A liability is measured on recognition at its historical cost and then subsequently measured at the best estimate of the amount required to settle the obligation at the reporting date

Basic financial instruments

The charity accounts for basic financial instruments on initial recognition as per paragraph 10.7 FRS102 SORP. Subsequent measurement is as per paragraphs 11.17 to 11.19, FRS102 SORP.

2.4 ASSETS

Tangible fixed assets for use by charity

These are capitalised if they can be used for more than one year, and cost at least

They are valued at cost.

The depreciation rates and methods used are disclosed in note 14.

		<input type="checkbox"/>
--	--	--------------------------

Yes*	No*	N/a*
		<input type="checkbox"/>

Yes*	No*	N/a*
		<input type="checkbox"/>

Yes*	No*	N/a*
		<input type="checkbox"/>

Yes*	No*	N/a*
		<input type="checkbox"/>

Yes*	No*	N/a*
		<input type="checkbox"/>

Yes*	No*	N/a*
		<input type="checkbox"/>

Yes*	No*	N/a*
		<input type="checkbox"/>

Yes*	No*	N/a*
<input type="checkbox"/>		

Yes*	No*	N/a*
		<input type="checkbox"/>

Yes*	No*	N/a*
		<input type="checkbox"/>

Yes*	No*	N/a*
		<input type="checkbox"/>

Yes*	No*	N/a*
		<input type="checkbox"/>

Yes*	No*	N/a*
		<input type="checkbox"/>

Yes*	No*	N/a*
		<input type="checkbox"/>

Yes*	No*	N/a*
<input type="checkbox"/>		

Yes*	No*	N/a*
		<input type="checkbox"/>

Yes*	No*	N/a*
		<input type="checkbox"/>

Yes*	No*	N/a*
<input type="checkbox"/>		

Intangible fixed assets

The charity has intangible fixed assets, that is, non-monetary assets that do not have physical substance but are identifiable and are controlled by the charity through custody or legal rights. The amortisation rates and methods used are disclosed in note 15.

Yes*	No*	N/a*
<input type="checkbox"/>	<input type="checkbox"/>	<input type="checkbox"/>

They are valued at cost.

Yes*	No*	N/a*
<input type="checkbox"/>	<input type="checkbox"/>	<input type="checkbox"/>

Heritage assets

The charity has heritage assets, that is, non-monetary assets with historic, artistic, scientific, technological, geophysical or environmental qualities that are held and maintained principally for their contribution to knowledge and culture. The depreciation rates and methods used as disclosed in note 16.

Yes*	No*	N/a*
<input type="checkbox"/>	<input type="checkbox"/>	<input type="checkbox"/>

They are valued at cost.

Yes*	No*	N/a*
<input type="checkbox"/>	<input type="checkbox"/>	<input type="checkbox"/>

Investments

Fixed asset investments in quoted shares, traded bonds and similar investments are valued at initially at cost and subsequently at fair value (their market value) at the year end. The same treatment is applied to unlisted investments unless fair value cannot be measured reliably in which case it is measured at cost less impairment.

Yes*	No*	N/a*
<input type="checkbox"/>	<input type="checkbox"/>	<input type="checkbox"/>

Investments held for resale or pending their sale and cash and cash equivalents with a maturity date of less than 1 year are treated as current asset investments

Yes*	No*	N/a*
<input type="checkbox"/>	<input type="checkbox"/>	<input type="checkbox"/>

Stocks and work in progress

Stocks held for sale as part of non-charitable trade are measured at the lower or cost or net realisable value.

Yes*	No*	N/a*
<input type="checkbox"/>	<input type="checkbox"/>	<input type="checkbox"/>

Goods or services provided as part of a charitable activity are measured at net realisable value based on the service potential provided by items of stock.

Yes*	No*	N/a*
<input type="checkbox"/>	<input type="checkbox"/>	<input type="checkbox"/>

Work in progress is valued at cost less any foreseeable loss that is likely to occur on the contract.

Yes*	No*	N/a*
<input type="checkbox"/>	<input type="checkbox"/>	<input type="checkbox"/>

Debtors

Debtors (including trade debtors and loans receivable) are measured on initial recognition at settlement amount after any trade discounts or amount advanced by the charity. Subsequently, they are measured at the cash or other consideration expected to be received.

Yes*	No*	N/a*
<input type="checkbox"/>	<input type="checkbox"/>	<input type="checkbox"/>

Current asset investments

The charity has investments which it holds for resale or pending their sale and cash and cash equivalents with a maturity date less than one year. These include cash on deposit and cash equivalents with a maturity of less than one year held for investment purposes rather than to meet short-term cash commitments as they fall due.

Yes*	No*	N/a*
<input type="checkbox"/>	<input type="checkbox"/>	<input type="checkbox"/>

They are valued at fair value except where they qualify as basic financial instruments.

Yes*	No*	N/a*
<input type="checkbox"/>	<input type="checkbox"/>	<input type="checkbox"/>

POLICIES ADOPTED ADDITIONAL TO OR DIFFERENT FROM THOSE ABOVE

--

Section C

Notes to the accounts

(cont)

Note 3

Income

Analysis of income		Unrestricted funds	Restricted income funds	Endowment funds	Total funds	Prior year
Donations and legacies:	Donations and gifts	726	-	-	726	1,318
	Gift Aid	-	-	-	-	-
	Legacies	-	-	-	-	-
	General grants provided by government/other charities	234,030	-	-	234,030	138,084
	Membership subscriptions and sponsorships which are in substance donations	-	-	-	-	-
	Donated goods, facilities and services	-	-	-	-	-
	Other	-	-	-	-	-
Total		234,756	-	-	234,756	139,402
Charitable activities:	Fundraising Income	2,424	-	-	2,424	2,751
	Grants	8,270	-	-	8,270	18,940
	Nursery Fees	168,570	-	-	168,570	188,644
	Other	-	-	-	-	-
Total		179,264	-	-	179,264	210,335
Other trading activities:		-	-	-	-	-
		-	-	-	-	-
	Other	-	-	-	-	-
Total		-	-	-	-	-
Income from investments:	Interest income	1,465	-	-	1,465	808
	Dividend income	-	-	-	-	-
	Rental and leasing income	-	-	-	-	-
	Other	-	-	-	-	-
Total		1,465	-	-	1,465	808
Separate material item of income		-	-	-	-	-
		-	-	-	-	-
		-	-	-	-	-
		-	-	-	-	-
Total		-	-	-	-	-
Other:	Conversion of endowment funds into income	-	-	-	-	-
	Gain on disposal of a tangible fixed asset held for charity's own use	-	-	-	-	-
	Gain on disposal of a programme related investment	-	-	-	-	-
	Royalties from the exploitation of intellectual property rights	-	-	-	-	-
	Other	-	-	-	-	-
Total		-	-	-	-	-
TOTAL INCOME		415,485	-	-	415,485	350,545

Other information:

All income in the prior year was unrestricted except for: (please provide description and amounts)

Where any endowment fund is converted into income in the reporting period, please give the reason for the conversion.

Where any endowment fund is converted into income in the prior period, please give the reason for the conversion.

Within the income items above the following items are material: (please disclose the nature, amount and any prior year amounts)

This year: Where sums originally denominated in foreign currency have been included in income, explain the basis on which those sums have been translated into sterling (or the currency in which the accounts are drawn up).

Last year: Where sums originally denominated in foreign currency have been included in income, explain the basis on which those sums have been translated into sterling (or the currency in which the accounts are drawn up).

Section C
Notes to the accounts
(cont)
Note 4
Analysis of receipts of government grants

	Description	This year £
Government grant 1	Provincial Funding	220,041
Government grant 2	EYPP Funding	5,053
Government grant 3	SEN Funding	8,936
Other		
	Total	234,030

	Description	Last year £
Government grant 1	Provincial Funding	132,780
Government grant 2	EYPP Funding	997
Government grant 3	SEN Funding	4,308
Other		
	Total	138,084

	This year	Last year
<i>Please provide details of any unfulfilled conditions and other contingencies attaching to grants that have been recognised in income.</i>		

	This year	Last year
<i>Please give details of other forms of government assistance from which the charity has directly benefited.</i>		

Section C
Notes to the accounts
(cont)
Note 5 Donated goods, facilities and services

	This year £	Last year £
Seconded staff	-	-
Use of property	-	-
Other	-	-

	This year	Last year
Please provide details of the accounting policy for the recognition and valuation of donated goods, facilities and services.		
Please provide details of any unfulfilled conditions and other contingencies attaching to resources from donated goods and services not recognised in income.		
Please give details of other forms of other donated goods and services not recognised in the accounts, eg contribution of unpaid volunteers.		

Section C

Notes to the accounts

(cont)

Note 6

Expenditure

Analysis	This year				Last year			
	Unrestricted funds	Income funds	Endowment funds	Total funds	Unrestricted funds	Income funds	Endowment funds	Total funds
Expenditure on raising funds:				£				£
Incurred seeking donations	812	-	-	812	8	-	-	8
Incurred seeking legacies	-	-	-	-	-	-	-	-
Incurred seeking grants	-	-	-	-	-	-	-	-
Operating membership schemes and social lotteries	-	-	-	-	-	-	-	-
Staging fundraising events	-	-	-	-	-	-	-	-
Fundraising agents	-	-	-	-	-	-	-	-
Operating charity shops	-	-	-	-	-	-	-	-
Operating a trading company undertaking non-	-	-	-	-	-	-	-	-
Advertising, marketing, direct mail and publicity	-	-	-	-	-	-	-	-
Start up costs incurred in generating new source of	-	-	-	-	-	-	-	-
Database development costs	-	-	-	-	-	-	-	-
Other trading activities	-	-	-	-	-	-	-	-
Investment management costs:	-	-	-	-	-	-	-	-
Portfolio management costs	-	-	-	-	-	-	-	-
Cost of obtaining investment advice	-	-	-	-	-	-	-	-
Investment administration costs	-	-	-	-	-	-	-	-
Intellectual property licencing costs	-	-	-	-	-	-	-	-
Rent collection, property repairs and maintenance	-	-	-	-	-	-	-	-
Total expenditure on raising funds	812	-	-	812	8	-	-	8
Expenditure on charitable activities:								
Purchases for Nursery	17,876	-	-	17,876	11,098	-	-	11,098
Water Expenses	364	-	-	364	314	-	-	314
Rent	8,778	-	-	8,778	8,800	-	-	8,800
Utilities	8,829	-	-	8,829	8,312	-	-	8,312
Legal & Professional Services	5,129	-	-	5,129	4,833	-	-	4,833
Insurance	2,513	-	-	2,513	2,403	-	-	2,403
Office Expenses	3,824	-	-	3,824	2,347	-	-	2,347
Parties & Entertainment	1,718	-	-	1,718	547	-	-	547
Independent Examiner's Fee	1,680	-	-	1,680	900	-	-	900
Staff Costs	295,739	-	-	295,739	227,590	-	-	227,590
Staff Training	1,179	-	-	1,179	5,168	-	-	5,168
Uniform Expenses	429	-	-	429	376	-	-	376
Software Costs	2,762	-	-	2,762	2,378	-	-	2,378
Telephone	1,776	-	-	1,776	1,540	-	-	1,540
Cleaning	6,353	-	-	6,353	6,105	-	-	6,105
Subscriptions	508	-	-	508	374	-	-	374
Bank Charges	224	-	-	224	428	-	-	428
Depreciation Expenses	11,841	-	-	11,841	8,621	-	-	8,621
Total expenditure on charitable activities	371,521	-	-	371,521	292,134	-	-	292,134
Separate material item of expense								
	-	-	-	-	-	-	-	-
	-	-	-	-	-	-	-	-
Total	-	-	-	-	-	-	-	-
Other								
Total other expenditure	-	-	-	-	-	-	-	-
TOTAL EXPENDITURE	372,333	-	-	372,333	292,142	-	-	292,142

Other information:

Analysis of expenditure on charitable activities

Activity or programme	This year				Last year			
	Activities undertaken directly	Grant funding of activities	Support Costs	Total this year	Activities undertaken directly	Grant funding of activities	Support Costs	Total last year
	£	£	£	£	£	£	£	£
Activity 1	-	-	-	-	-	-	-	-
Activity 2	-	-	-	-	-	-	-	-
Other	-	-	-	-	-	-	-	-
Total	-	-	-	-	-	-	-	-

This year: Where sums originally denominated in foreign currency

Last year: Where sums originally denominated in foreign currency

Section C	Notes to the accounts	(cont)
------------------	------------------------------	---------------

Note 7 Extraordinary items

Please explain the nature of each extraordinary item occurring in the period.

	Description	This year £	Last year £
Extraordinary item 1		-	-
Extraordinary item 2		-	-
Extraordinary item 3		-	-
Extraordinary item 4		-	-
Total extraordinary items		-	-

Section C
Notes to the accounts
Note 8
Funds received as agent

8.1 Please complete this note if the charity has agreed to administer the funds of another entity as its agent. Note: If a charity is acting as an agent, it should not recognise the income in the Statement of Financial Activities or the Balance Sheet.

Description/name of party	Related party (Yes or No)	Amount received		Amount paid out		Balance held at period end	
		This year	Last year	This year	Last year	This year	Last year
		£	£	£	£	£	£
		-	-	-	-	-	-
		-	-	-	-	-	-
		-	-	-	-	-	-
		-	-	-	-	-	-
		-	-	-	-	-	-
Total		-	-	-	-	-	-

8.2 Where a consortia or similar arrangement exists whereby 2 or more charities co-operate to achieve economies in the purchase of goods or services, please disclose details of any balances outstanding between any participating members.

Description/name of party	Balance held at period end	
	This year	Last year
	£	£
	-	-
	-	-
	-	-
	-	-
	-	-
Total		-

Section C

Notes to the accounts

Note 9

Support Costs

Please complete this note if the charity has analysed its expenses using activity categories and has support costs.

This year

Support cost (examples)	Raising funds £	Activity 1 £	Activity 2 £	Activity 3 £	Grand total £	Basis of allocation (Describe method)
Governance	-	-	-	-	-	
	-	-	-	-	-	
	-	-	-	-	-	
	-	-	-	-	-	
Other	-	-	-	-	-	
Total	-	-	-	-	-	

Last year

Support cost (examples)	Raising funds £	Activity 1 £	Activity 2 £	Activity 3 £	Grand total £	Basis of allocation (Describe method)
Governance	-	-	-	-	-	
	-	-	-	-	-	
	-	-	-	-	-	
	-	-	-	-	-	
Other	-	-	-	-	-	
Total	-	-	-	-	-	

Please provide details of the accounting policy adopted for the apportionment of costs between activities and any estimation techniques used to calculate their apportionment.

Section C**Notes to the accounts****Note 10****Details of certain types of expenditure****Note 10.1 Fees for examination of the accounts**

Please provide details of the amount paid for any statutory external scrutiny of accounts and other services provided by your independent examiner. If nothing was paid please enter '0' in the appropriate box(es).

Independent examiner's fees

Assurance services other than independent examination

Tax advisory fees

Other fees (for example: financial advice, consultancy, accountancy services) paid to the independent examiner

This year £	Last year £
1,680	900
-	-
-	-
-	-

Section C	Notes to the accounts	(cont)
------------------	------------------------------	---------------

Note 11: Paid employees

Please complete this note if the charity has any employees (transactions with Trustees dealt with in Note 28)

11.1 Staff Costs

	This year £	Last year £
Salaries and wages	281,570	207,852
Social security costs	8,680	12,762
Pension costs (defined contribution scheme)	5,489	6,976
Other employee benefits	-	-
Total staff costs	295,739	227,590

This year:

Please provide details of expenditure on staff working for the charity whose contracts are with and are paid by a related party
Last year:

Please provide details of expenditure on staff working for the charity whose contracts are with and are paid by a related party

Please give details of the number of employees whose total employee benefits (excluding employer pension costs) fell within each band of £10,000 from £60,000 upwards. If there are no such transactions, please enter 'true' in the box provided.

No employees received employee benefits (excluding employer pension costs) for the reporting period of more than £60,000

Band	Number of employees	
	This year	Last year
£60,000 to £69,999	-	-
£70,000 to £79,999	-	-
£80,000 to £89,999	-	-
£90,000 to £99,999	-	-
£100,000 to £109,999	-	-

	This year £	Last year £
Please provide the total amount paid to key management	-	-

11.2 Average head count in the year

The parts of the charity in which the employees work

	This year Number	Last year Number
Fundraising	-	-
Charitable Activities	-	-
Governance	-	-
Other	-	-
Total	-	-

11.3 Ex-gratia payments to employees and others (excluding trustees)

Please complete if an ex-gratia payment is made.

Please explain the nature of the payment

This year	
Last year	

Please state the legal authority or reason for making the payment

This year	
Last year	

Please state the amount of the payment (or value of any waiver of a right to an asset)

This year	Last year
£	£
-	-

11.4 Redundancy payments

Please complete if any redundancy or termination payment is made in the period.

Total amount of payment

This year	Last year
£	£
-	-

The nature of the payment (cash, asset etc.)

--	--

The extent of redundancy funding at the balance sheet date

This year	Last year
£	£
-	-

Please state the accounting policy for any redundancy or termination payments

--	--

Section C**Notes to the accounts****(cont)**

Note 12 Defined contribution pension scheme or defined benefit scheme accounted for as a defined contribution scheme.

12.1 Please complete this note if a defined contribution pension scheme is operated.

Amount of contributions recognised in the SOFA as an expense

This year	Last year
£	£
-	-

Please explain the basis for allocating the liability and expense of defined contribution pension scheme between activities and between restricted and unrestricted funds.

--	--

12.2 Please complete this section where the charity participates in a defined benefit pension plan but is unable to ascertain its share of the underlying assets and liabilities.

Please confirm that although the scheme is accounted for as a defined contribution plan, it is a defined benefit plan.

Please provide such information as is available about the plan's surplus or deficit and the implications, if any, for the reporting charity this year and last year, if different

12.3 Please complete this section where the charity participates in a multi-employer defined benefit pension plan that is accounted for as a defined contribution plan.

Describe the extent to which the charity can be liable to the plan for other entities' obligations under the terms and conditions of the multi-employer plan. If this is different for last year, provide details

Provide an explanation of how any liability arising from an agreement with a multi-employer plan to fund a deficit has been determined. If this is different for last year, provide details

Section C	Notes to the accounts	(cont)
------------------	------------------------------	---------------

Note 13 Grantmaking

Please complete this note if the charity made any grants or donations which in aggregate form a material part of the charitable activities undertaken.

This year:

13.1 Analysis of grants paid (Included in cost of charitable activities)

Analysis	Grants to institutions	Grants to Individuals	Support costs	Total
			£	£
Activity or project 1	-	-	-	-
Activity or project 2	-	-	-	-
Activity or project 3	-	-	-	-
Activity or project 4	-	-	-	-
Total	-	-	-	-

Please enter "Nil" if the charity does not identify and/or allocate support costs.

13.2 Grants made to institutions

<i>My charity has made grants to particular institutions that are material in the context of its grantmaking. Details of the institution supported, purpose of the grant and total paid to each institution is available on the charity's web site.</i>	Yes	<i>Please provide details of charity's URL.</i>
	No	<i>Provide details below</i>

Names of institution	Purpose	Total amount of grants paid £
		-
		-
		-
		-
		-
		-
		-
		-
		-
		-
Total grants to institutions in reporting period		-
Other unanalysed grants		-
TOTAL GRANTS PAID		-

Last year:

13.3 Analysis of grants paid (included in cost of charitable activities)

Analysis	Grants to institutions	Grants to individuals	Support costs £	Total £
Activity or project 1	-	-	-	-
Activity or project 2	-	-	-	-
Activity or project 3	-	-	-	-
Activity or project 4	-	-	-	-
Total	-	-	-	-

Please enter "Nil" if the charity does not identify and/or allocate support costs.

13.4 Grants made to institutions

My charity has made grants to particular institutions that are material in the context of its grantmaking. Details of the institution supported, purpose of the grant and total paid to each institution is available on the charity's web site.

Yes	Please provide details of charity's URL.
No	Provide details below

Names of institution	Purpose	Total amount of grants paid £
		-
		-
		-
		-
		-
		-
		-
		-
		-
		-
		-
Total grants to institutions in reporting period		-
Other unanalysed grants		-
TOTAL GRANTS PAID		-

Section C
Notes to the accounts
(cont)
Note 14 Tangible fixed assets
Please complete this note if the charity has any tangible fixed assets
14.1 Cost or valuation

	Freehold land & buildings	Other land & buildings	Plant, machinery and motor vehicles	Fixtures, fittings and equipment	Total
	£	£	£	£	£
At the beginning of the year	-	-	-	38,282	38,282
Additions	-	-	-	33,528	33,528
Revaluations	-	-	-	-	-
Disposals	-	-	-	-	-
Transfers *	-	-	-	-	-
At end of the year	-	-	-	71,810	71,810

14.2 Depreciation and impairments

**Basis	SL or RB (Straight Line or Reducing Balance)	SL or RB	SL or RB	SL	SL or RB
** Rate					

At beginning of the year	-	-	-	28,319	28,319
Disposals	-	-	-	-	-
Depreciation	-	-	-	11,841	11,841
Impairment	-	-	-	-	-
Transfers*	-	-	-	-	-
At end of the year	-	-	-	40,160	40,160

14.3 Net book value

Net book value at the beginning of the year	-	-	-	9,963	9,963
Net book value at the end of the year	-	-	-	31,650	31,650

14.4 Impairment

This year: Please provide a description of the events and circumstances that led to the recognition or reversal of an impairment loss.

Last year: Please provide a description of the events and circumstances that led to the recognition or reversal of an impairment loss.

14.5 Revaluation

If an accounting policy of revaluation is adopted, please provide:

This year

Last year

the effective date of the revaluation

the name of independent valuer, if applicable

the methods applied and significant assumptions

the carrying amount that would have been recognised had the assets been carried under the cost model.

-	-

14.6 Other disclosures

(i) Please state the amount of borrowing costs, if any, capitalised in the construction of tangible fixed assets and the capitalisation rate used.

(ii) Please provide the amount of contractual commitments for the acquisition of tangible fixed assets.

(iii) Details of the existence and carrying amounts of property, plant and equipment to which the charity has restricted title or that are pledged as security for liabilities.

This year	Last year
£	£
-	-
-	-

* The "transfers" row is for movements between fixed asset categories.

** Please indicate the method of depreciation by deleting the method not applicable (SL = straight line; RB = reducing balance). Also

Section C
Notes to the accounts
(cont)
Note 15
Intangible assets
Please complete this note if the charity has any intangible assets
15.1 Cost or valuation

	Research & development £	Patents and trademarks £	Other £	Total £
At beginning of the	-	-	-	-
Additions	-	-	-	-
Disposals	-	-	-	-
Revaluations	-	-	-	-
Transfers *	-	-	-	-
At end of the year	-	-	-	-

15.2 Amortisation and impairments

**Basis	SL or RB	SL or RB	SL or RB	SL or RB	Straight Line ("SL") or Reducing Balance ("RB")
** Rate					

At beginning of the	-	-	-	-
Disposals	-	-	-	-
Amortisation	-	-	-	-
Impairment	-	-	-	-
Transfers*	-	-	-	-
At end of year	-	-	-	-

15.3 Net book value

Net book value at the beginning of the year	-	-	-	-
Net book value at the end of the year	-	-	-	-

15.4 Accounting policy
Please disclose the accounting policy for intangible fixed assets including:
Reasons for choosing amortisation rates
Policies for the recognition of any capital development

15.5 Impairment

This year:

Please provide a description of the events and circumstances that led to the recognition or reversal of an impairment loss.

Last year:

Please provide a description of the events and circumstances that led to the recognition or reversal of an impairment loss.

15.6 Revaluation

If an accounting policy of revaluation is adopted, please provide:

the effective date of the revaluation

the name of independent valuer, if applicable

the methods applied

the carrying amount that would have been recognised had the assets been carried under the cost model.

This year	Last year

15.7 Other disclosures

(i) If your intangible asset was acquired by way of grant, provide value on initial recognition and carrying amount of the asset.

(ii) Details of the carrying amounts of any intangible assets to which the charity has restricted title or that are pledged as security for liabilities.

(iii) Please provide the amount of contractual commitments for the acquisition of intangible assets.

(iv) State the amount of research and development expenditure recognised as expenditure in the year.

(v) Please detail the headings in the SOFA in which a charge for amortisation of intangible assets is included.

(vi) For any material intangible assets, please provide a description, its carrying amount and any remaining amortisation period.

* The "transfers" row is for movements between fixed asset categories.

** Please indicate the method of depreciation by deleting the method not applicable (SL = straight line; RB = reducing balance). Also please indicate the rate of depreciation: for straight line, what is the anticipated life of the asset (in years); for reducing balance, what is the percentage annual deduction.

Section C
Notes to the accounts
(cont)
Note 16
Heritage assets

Please complete this note if the charity has heritage assets

16.1 General disclosures for all charities holding heritage assets

(i) Explain the nature and scale of heritage assets held.

(ii) Explain the policy for the acquisition, preservation, management and disposal of heritage assets.

This year	Last year

16.2 Cost or valuation

At beginning of the year

Additions

Disposals

Revaluations

Transfers *

At end of the year

Heritage asset 1 £	Heritage asset 2 £	Heritage asset 3 £	Heritage asset 4 £	Total £
-	-	-	-	-
-	-	-	-	-
-	-	-	-	-
-	-	-	-	-
-	-	-	-	-
-	-	-	-	-

16.3 Depreciation and impairments

****Basis**

**** Rate**

					Straight Line ("SL") or Reducing Balance

At beginning of the year

Disposals

Depreciation

Impairment

Transfers*

At end of year

-	-	-	-	-
-	-	-	-	-
-	-	-	-	-
-	-	-	-	-
-	-	-	-	-
-	-	-	-	-

16.4 Net book value

Net book value at the beginning of the year

Net book value at the end of the year

-	-	-	-	-
-	-	-	-	-

16.5 Impairment

This year

Please provide a description of the events and circumstances that led to the recognition or reversal of an impairment loss.

Last year

Please provide a description of the events and circumstances that led to the recognition or reversal of an impairment loss.

16.6 Revaluation

If an accounting policy of revaluation is adopted, please provide:

the effective date of the revaluation

the name of independent valuer, if applicable

qualifications of independent valuer

the methods applied and significant assumptions

any significant limitations on the valuation

This year	Last year

16.7 Analysis of heritage assets by class or group distinguishing those at cost and those at valuation

Carrying amount at the beginning of the period

Additions

Disposals

Depreciation/impairment

Revaluation

Carrying amount at the end of period

At valuation Group A	At cost Group B	Total
£	£	£
-	-	-
-	-	-
-	-	-
-	-	-
-	-	-
-	-	-

16.8 Heritage assets (where heritage assets are not recognised on the balance sheet)

(i) Explain the reason why heritage assets have not been recognised on the balance sheet.

(ii) Describe the significance and nature of heritage assets.

(iii) Disclose information that is helpful in assessing the value of heritage assets.

(iv) Explain the reason why it is not practicable to obtain a valuation of heritage assets.

This year	Last year

16.9 Five year summary of heritage assets transactions

	2015	2014	2013	2012	2011
	£	£	£	£	£
Purchases					
Group A	-	-	-	-	-
Group B	-	-	-	-	-
Group C	-				
Other	-				
Donations					
Group A	-	-	-	-	-
Group B	-	-	-	-	-
Group C	-	-	-	-	-
Other	-	-	-	-	-
Total additions	-	-	-	-	-
Charge for impairment					
Group A	-	-	-	-	-
Group B	-	-	-	-	-
Group C	-	-	-	-	-
Other	-	-	-	-	-
Total charge for impairment	-	-	-	-	-
Disposals					
Group A - carrying amount	-	-	-	-	-
Group B - carrying amount	-	-	-	-	-
Group C	-	-	-	-	-
Other	-	-	-	-	-
Total disposals	-	-	-	-	-

Note 17 Investment assets

Please complete this note if the charity has any investment assets.

17.1 Fixed assets investments (please provide for each class of investment)

	Cash & cash equivalents	Listed investments	Investment properties	Social investments	Other	Total
Carrying (fair) value at beginning of period	-	-	-	-	-	-
Add: additions to investments during period*	-	-	-	-	-	-
Less: disposals at carrying value	-	-	-	-	-	-
Less: Impairments	-	-	-	-	-	-
Add: Reversal of impairments	-	-	-	-	-	-
Add/(deduct): transfer in/(out) in the period	-	-	-	-	-	-
Add/(deduct): net gain/(loss) on revaluation	-	-	-	-	-	-
Carrying (fair) value at end of year	-	-	-	-	-	-

*Please specify additions resulting from acquisitions through business combinations, if any.

Please note that Fair Value in this context is the amount for which an asset could be exchanged between knowledgeable and willing parties in an arm's length transaction. For traded securities, the fair value is the value of the security quoted on the London Stock Exchange Daily Official List or equivalent. For other assets where there is no market price on a traded market, it is the trustees' or valuers' best estimate of fair value.

17.2 Please provide a breakdown of investments shown above agreeing with the balance sheet row B04 differentiating between those held at fair value and those held at cost less impairment.

This year:

Analysis of investments

Cash or cash equivalents

Listed investments

Investment properties

Social investments

Other investments

Total

Grand total (Fair value at year end+Cost less impairment)

Fair value at year end	Cost less impairment
£	£
-	-
-	-
-	-
-	-
-	-
-	-
-	-
-	-
-	-

Last year:

Analysis of investments

Cash or cash equivalents

Listed investments

Investment properties

Social investments

Fair value at year end	Cost less impairment
£	£
-	-
-	-
-	-
-	-

Other investments

Total

Grand total (Fair value at year end+Cost less impairment)

-	-
-	-
-	-

17.3 If your charity holds investment properties, please complete the following note:

(i) Explain the methods and significant assumptions in determining the fair value of investment property held by the charity

(ii) Name or Independent valuer, if applicable, and relevant qualifications

(iii) Provide details of any restrictions on the ability to realise Investment property or on the remittance of income or disposal proceeds

(iv) Explain any contractual obligations for the purchase, construction or development of investment property or for repairs, maintenance or enhancements

This year	Last year

17.4 Please provide a breakdown of current asset investments, if applicable, agreeing with the balance

Analysis of current asset investments

Cash or cash equivalents

Listed investments

Investment properties

Social investments

Other investments

Total

This year	Last year
£	£
-	-
-	-
-	-
-	-
-	-
-	-

17.5 Guarantees

Please provide details and amount of any guarantee made to or on behalf of a third party

Name of the entity or entities benefitting from those guarantees

Please explain how the guarantee furthers the charity's aims

This year	Last year

17.6 Concessionary loans

Amount of concessionary loans made (Multiple loans made may be disclosed in aggregate provided that such aggregation does not obscure significant information).

Description	This year £	Last year £
	-	-
	-	-
	-	-
	-	-
Total	-	-

Amount of concessionary loans received (Multiple loans received may be disclosed in aggregate provided that such aggregation does not obscure significant information).

Description	This year £	Last year £
	-	-
	-	-
	-	-
Total	-	-

Terms and conditions eg interest rate, security provided

Value of any concessionary loans which have been committed but not taken up at the reporting date

Amounts payable within 1 year

Amounts payable after more than 1 year

Amounts receivable within 1 year

Amounts receivable after more than 1 year

This year	Last year

17.7 Additional information

Please provide information about the significance of investments to the charity's financial position or performance eg. terms and conditions of loans or the use of hedging to manage financial risk.

For all investments measured at fair value, the basis for determining the value, including any assumptions applied when using a valuation technique.

Where a charity has provided financial assets as a form of security, the carrying amount of the financial asset pledged as security and the terms and conditions relating to its pledge.

This year	Last year

For all investments measured at fair value, the basis for determining the value, including any assumptions applied when using a valuation technique.

Where a charity has provided financial assets as a form of security, the carrying amount of the financial asset pledged as security and the terms and conditions relating to its pledge.

Section C
Notes to the accounts
(cont)
Note 18
Stocks

Please complete this note if the charity holds any stock items

18.1 Please state the carrying amount of stock and work in progress analysed between activities.

	Stock		Donated goods		Work in progress
	For distribution	For resale	For distribution	For resale	
	£	£	£	£	£
Charitable activities:					
<i>Opening</i>	-	-	-	-	-
<i>Added in period</i>	-	-	-	-	-
<i>Expensed in period</i>	-	-	-	-	-
<i>Impaired</i>	-	-	-	-	-
<i>Closing</i>	-	-	-	-	-
Other trading activities:					
<i>Opening</i>	-	-	-	-	-
<i>Added in period</i>	-	-	-	-	-
<i>Expensed in period</i>	-	-	-	-	-
<i>Impaired</i>	-	-	-	-	-
<i>Closing</i>	-	-	-	-	-
Other:					
<i>Opening</i>	-	-	-	-	-
<i>Added in period</i>	-	-	-	-	-
<i>Expensed in period</i>	-	-	-	-	-
<i>Impaired</i>	-	-	-	-	-
<i>Closing</i>	-	-	-	-	-
Total this year	-	-	-	-	-
Total previous year	-	-	-	-	-

This year	Last year
£	£

18.2 Please specify the carrying amount of any stocks pledged as security for liabilities

Section C**Notes to the accounts****(cont)****Note 19 Debtors and prepayments**

Please complete this note if the charity has any debtors or prepayments.

19.1 Analysis of debtors

	This year £	Last year £
Trade debtors	2,102	3,756
Prepayments and accrued income	1,327	1,327
Other debtors	-	-
Total	3,429	5,083

Complete 19.2 where a material debtor is recoverable more than a year after the reporting date.

19.2 Disclosure of debtors recoverable in more than 1 year (included in debtors above)

	This year £	Last year £
Trade debtors	-	-
Prepayments and accrued income	-	-
Other debtors	-	-
Total	-	-

Section C**Notes to the accounts****(cont)****Note 20****Creditors and accruals***Please complete this note if the charity has any creditors or accruals.***20.1 Analysis of creditors**

	Amounts falling due within one year		Amounts falling due after more than one year	
	This year £	Last year £	This year £	Last year £
Accruals for grants payable		-	-	-
Bank loans and overdrafts	-	-	-	-
Trade creditors	25,328		-	-
Payments received on account for contracts or performance-related grants	-	-	-	-
Accruals and deferred income	1,680	615	-	-
Taxation and social security	2,242	-	-	-
Other creditors	-	-	-	-
Total	29,250	615	-	-

20.2 Deferred income*Please complete this note if the charity has deferred income.**Please explain the reasons why income is deferred.*

This year	Last year

Movement in deferred income account

Balance at the start of the reporting period

Amounts added in current period

Amounts released to income from previous periods

Balance at the end of the reporting period

This year £	Last year £
-	-
-	-
-	-
-	-

Note 21 Provisions for liabilities and charges

Please complete this note if you have included in charity expenditure any provisions. A provision is made when the charity has a liability of uncertain timing or amount.

21.1 Movements in recognised provisions and funding commitment during the period

Balance at the start of the reporting period
 Amounts added in current period
 Amounts charged against the provision in the current period
 Unused amounts reversed during the period
 Balance at the end of the reporting period

This year £	Last year £
-	-
-	-
-	-
-	-
-	-

21.2 Please provide:

- a brief description of any obligations on the balance sheet and the expected amount and timing of resulting payments;

- an indication of the uncertainties about the amount or timing of those outflows; and

- the amount of any expected reimbursement, stating the amount of any asset that has been recognised for that expected reimbursement.

This year

Last year

21.3 For any funding commitment that is not recognised as a liability or provision, provide details of commitment made, the time frame of that commitment, any performance-related conditions and details of how the commitment will be funded (with contracts for capital expenditure separately identified).

This year

Last year

--	--

21.4 Where unrestricted funds have been designated to a fund commitment, please disclose the nature of any amounts designated and the likely timing of that expenditure.

--	--

Section C**Notes to the accounts****(cont)****Note 22 Other disclosures for debtors, creditors and other basic financial instruments**

22.1 Please provide information about the significance of financial instruments (eg. debtors, creditors, investments etc) to the charity's financial position or performance, for example, the terms and conditions of loans or the use of hedging to manage financial risk.

This year	Last year

22.2 If the charity has provided financial assets as a form of security, the carrying amount of the financial assets pledged as security and the terms and conditions related to its pledge should be given here.

--	--

Note 23 Contingent liabilities and contingent assets**23.1 Contingent liabilities**

Where the charity has contingent liabilities, please complete the following section unless the possibility of their existence is remote.

This year

Description of item including its legal nature. Please describe any security provided in connection to the liability.	Estimate of financial effect

Last year

Description of item including its legal nature. Please describe any security provided in connection to the liability.	Estimate of financial effect

23.2 Contingent assets

Where the charity has contingent assets, please complete the following section when their existence is probable

This year

Description of item	Estimate of financial effect

Last year

Description of item	Estimate of financial effect

23.4 Other disclosures for contingent assets and/or liabilities

Please provide the following information where practicable:

Explain any uncertainties relating to the amount or timing of settlement; and the possibility of any reimbursement

Where it is not practical to make one or more of these disclosures, please state this fact

This year	Last year

Section C**Notes to the accounts****(cont)****Note 24 Cash at bank and in hand****Short term cash investments (less than 3 months maturity date)****Short term deposits****Cash at bank and on hand****Other****Total**

This year £	Last year £
-	-
-	-
192,269	140,516
-	-
192,269	140,516

Section C

Notes to the accounts

(cont)

Note 25 Fair value of assets and liabilities

	This year	Last year
<p>25.1 Please provide details of the charity's exposure to credit risk (the risk of incurring a loss due to a debtor not paying what is owed) , liquidity risk (the risk of not being able to meet short term financial demands) and market risk (the risk that the value of an investment will fall due to changes in the market) arising from financial instruments to which the charity is exposed at the end of the reporting period and explain how the charity manages those risks.</p>		
<p>25.2 Please give details of the amount of change in the fair value of basic financial instruments (debtors, creditors, investments (see section 11, FRS 102 SORP)) measured at fair value through the SoFA that is attributable to changes in credit risk.</p>		

Section C**Notes to the accounts****(cont)****Note 26****Events after the end of the reporting period**

Please complete this note events (not requiring adjustment to the accounts) have occurred after the end of the reporting period but before the accounts are authorised which relate to conditions that arose after the end of the reporting period.

	This year	Last year
Please provide details of the nature of the event		
Provide an estimate of the financial effect of the event or a statement that such an estimate cannot be made		

Section C
Notes to the accounts
(cont)

Note 27
Charity funds

27.1 Details of material funds held and movements during the CURRENT reporting period

Please give details of the movements of material individual funds in the reporting period together with a balancing figure for 'Other funds' (which should include revaluation reserve and fair value reserve, if applicable). The 'Total funds' figure below should reconcile to 'Total funds' in the balance sheet.

* Key: PE - permanent endowment funds; EE - expendable endowment funds; R - restricted income funds, including special trusts, of the charity; and U - unrestricted funds

Fund names	Type PE, EE R or UR *	Purpose and Restrictions	Fund balances brought forward £	Income £	Expenditure £	Transfers £	Gains and losses £	Fund balances carried forward £
Lindfield Pre-School Nursery	UR	Support Charity's objectives	154,946	415,485	372,333	-	-	198,098
			-	-	-	-	-	-
			-	-	-	-	-	-
			-	-	-	-	-	-
			-	-	-	-	-	-
			-	-	-	-	-	-
			-	-	-	-	-	-
			-	-	-	-	-	-
			-	-	-	-	-	-
			-	-	-	-	-	-
			-	-	-	-	-	-
			-	-	-	-	-	-
			-	-	-	-	-	-
Other funds (balancing figure)	N/a	N/a	-	-	-	-	-	-
Total Funds as per balance sheet			154,946	415,485	372,333	-	-	198,098

	Yes*	No*
1. I have a good understanding of the company's financial performance		<input type="checkbox"/>
2. I have a good understanding of the company's strategic direction		<input type="checkbox"/>
3. I have a good understanding of the company's competitive position		<input type="checkbox"/>
4. I have a good understanding of the company's risk profile		<input type="checkbox"/>
5. I have a good understanding of the company's environmental and social impact		<input type="checkbox"/>
6. I have a good understanding of the company's governance structure		<input type="checkbox"/>
7. I have a good understanding of the company's financial performance		<input type="checkbox"/>
8. I have a good understanding of the company's strategic direction		<input type="checkbox"/>
9. I have a good understanding of the company's competitive position		<input type="checkbox"/>
10. I have a good understanding of the company's risk profile		<input type="checkbox"/>
11. I have a good understanding of the company's environmental and social impact		<input type="checkbox"/>
12. I have a good understanding of the company's governance structure		<input type="checkbox"/>

Fund balances carried forward include assets and liabilities denominated in a foreign currency		
--	--	--

If yes, please state the basis on which the assets and/or liabilities have been translated into sterling (or the currency in which the accounts are drawn up).

Section C Notes to the accounts (cont)

Note 27 Charity funds

27.2 Details of material funds held and movements during the PREVIOUS reporting period

Please give details of the movements of material individual funds in the reporting period together with a balancing figure for 'Other funds' (which should include revaluation reserve and fair value reserve, if applicable). The 'Total funds' figure below should reconcile to 'Total funds' in the balance sheet.

* Key: PE - permanent endowment funds; EE - expendable endowment funds; R - restricted income funds, including special trusts, of the charity; and U - unrestricted funds

Fund names	Type PE, EE R or UR *	Purpose and Restrictions	Fund balances brought forward £	Income £	Expenditure £	Transfers £	Gains and losses £	Fund balances carried forward £
Lindfield Pre-School Nursery	UR	Support Charity's objectives	96,542	350,545	292,141	-	-	154,946
			-	-	-	-	-	-
			-	-	-	-	-	-
			-	-	-	-	-	-
			-	-	-	-	-	-
			-	-	-	-	-	-
			-	-	-	-	-	-
			-	-	-	-	-	-
			-	-	-	-	-	-
			-	-	-	-	-	-
			-	-	-	-	-	-
Other funds (balancing figure)	N/a	N/a	-	-	-	-	-	-
Total Funds as per balance sheet			96,542	350,545	292,141	-	-	154,946

Fund balances carried forward include assets and liabilities denominated in a foreign currency

Yes* ☐ No* ☐

Section C	Notes to the accounts	(cont)
------------------	------------------------------	---------------

Note 27 **Charity funds (cont)**

27.3 Transfers between funds

This year

	Reason for transfer and where endowment is converted to income, legal power for its conversion	Amount
Between unrestricted and restricted funds		-
Between endowment and restricted funds		-
Between endowment and unrestricted funds		-
		-

Last year

	Reason for transfer and where endowment is converted to income, legal power for its conversion	Amount
Between unrestricted and restricted funds		-
Between endowment and restricted funds		-
Between endowment and unrestricted funds		-
		-

27.4 Designated funds

This year

Planned use	Purpose of the designation	Amount
		-
		-
		-
		-
		-
		-

Last year

Planned use	Purpose of the designation	Amount
		-
		-
		-
		-
		-
		-

Note 28**Transactions with trustees and related parties**

If the charity has any transactions with related parties (other than the trustee expenses explained in guidance notes) details of such transactions should be provided in this note. If there are no transactions to report, please enter "True" in the box or "False" if there are transactions to report.

28.1 Trustee remuneration and benefits**This year**

None of the trustees have been paid any remuneration or received any other benefits from an employment with their charity or a related entity (True or False)

In the period the charity has paid trustees remuneration and benefits. Please give the amount of, and legal authority for, any remuneration or other benefits paid to a trustee by the charity or any institution or company connected with it.

Name of trustee	Legal authority (eg order, governing document)	Amounts paid or benefit value				
		Remuneration	Pension contribution	Redundancy (including loss of office)/ex gratia	Other	TOTAL
		£	£	£	£	£
		-	-	-	-	-
		-	-	-	-	-
		-	-	-	-	-
		-	-	-	-	-

Please give details of why remuneration or other employment benefits were paid.

Where an ex gratia payment has been made to a trustee, provide an explanation of the nature of the payment.

If a third party has been reimbursed for providing one or more trustees, state the nature of the payment and amount of the reimbursement.

State the number of trustees to whom retirement benefits are accruing under a defined contribution pension scheme.

Last year

None of the trustees have been paid any remuneration or received any other benefits from an employment with their charity or a related entity (True or False)

In the period the charity has paid trustees remuneration and benefits. Please give the amount of, and legal authority for, any remuneration or other benefits paid to a trustee by the charity or any institution or company connected with it.

Name of trustee	Legal authority (eg order, governing document)	Amounts paid or benefit value				
		Remuneration	Pension contribution	Redundancy (including loss of office)/ex gratia	Other	TOTAL
		£	£		£	£
		-	-	-	-	-
		-	-	-	-	-
		-	-	-	-	-
		-	-	-	-	-

Please give details of why remuneration or other employment benefits were paid.

Where an ex gratia payment has been made to a trustee, provide an explanation of the nature of the payment.

If a third party has been reimbursed for providing one or more trustees, state the nature of the payment and amount of the reimbursement.

State the number of trustees to whom retirement benefits are accruing under a defined contribution pension scheme.

28.2 Trustees' expenses

If the charity has paid trustees expenses for fulfilling their duties, details of such transactions should be provided in this note. If there are no transactions to report, please enter "True" in the box below. If there are transactions to report, please enter "False".

No trustee expenses have been incurred (True or False)

Type of expenses reimbursed	This year	Last year
	£	£
Travel	-	-
Subsistence	-	-
Accommodation	-	-
Other (please specify):	-	-
	-	-
TOTAL	-	-

Please provide the number of trustees reimbursed for expenses or who had expenses paid by the charity

--	--

28.3 Transaction(s) with related parties

Please give details of any transaction undertaken by (or on behalf of) the charity in which a related party has a material interest, including where funds have been held as agent for related parties. If there are no such transactions, please enter 'true' in the box provided.

This year

There have been no related party transactions in the reporting period (True or False)

--

Name of the trustee or related party	Relationship to charity	Description of the transaction(s)	Amount	Balance at period end	Provision for bad debts at period end	Amounts written off during reporting period
			£	£	£	£
			-	-	-	-
			-	-	-	-
			-	-	-	-
			-	-	-	-

In relation to the transactions above, please provide the terms and conditions, including any security and the nature of any payment (consideration) to be provided in settlement.

--

For any related party, please provide details of any guarantees given or received.

--

Last year

There have been no related party transactions in the reporting period (True or False)

--

Name of the trustee or related party	Relationship to charity	Description of the transaction(s)	Amount	Balance at period end	Provision for bad debts at period end	Amounts written off during reporting period
			£	£	£	£
			-	-	-	-
			-	-	-	-
			-	-	-	-
			-	-	-	-

In relation to the transactions above, please provide the terms and conditions, including any security and the nature of any payment (consideration) to be provided in settlement.

--

For any related party, please provide details of any guarantees given or received.

--

Section C

Notes to the accounts

(cont)

Note 29

Additional Disclosures

The following are significant matters which are not covered in other notes and need to be included to provide a proper understanding of the accounts. If there is insufficient room here, please add a separate sheet.

LINDFIELD PRE-SCHOOL NURSERY

Trustee Report for the Financial Year 2024-2025

Overview of Lindfield Pre-School Nursery:

Lindfield Pre-School Nursery is dedicated to providing high-quality early childhood education and operates as a Charitable Incorporated Organisation (CIO). The nursery's charitable purpose is the advancement of education through play-based learning, preparing children for primary school and beyond. The trustees and management committee oversee governance, policy, and financial performance, ensuring all decisions remain aligned with Lindfield's charitable objectives. This year marks the nursery's 50th year in business which is quite an achievement.

Trustees and Governance:

During the 2024-25 financial year, the trustees were Liz Walsh, Jane Moir, and Rob Skepper. Liz Walsh has since stepped down, and the trustees would like to thank her sincerely for her time, guidance, and support during her tenure. Two prospective trustees have been identified and are expected to be formally appointed this evening.

The nursery continues to be managed day-to-day by Co-Supervisors Izzy Tollerfield and Nicky Feakes, supported by Deputy Supervisor Lauren Joiner. Trustees meet at least termly to review operational performance, financial outcomes, and strategic direction.

This year saw further professionalisation of Lindfield's HR and governance framework. Staff moved to new contracts under a new staff handbook, modernising employment practices and providing clearer protection for both the nursery and employees. The trustees thank the staff for their positive engagement and cooperation during this transition.

Objectives:

Lindfield's mission remains to provide inclusive, high-quality early years education that supports every child's individual development, regardless of background or ability. The nursery continues to deliver the government's funded 30 hours of free education for 3- and 4-year-olds and participates in the extended funding programme for 2-year-olds. Lindfield works closely with Buckinghamshire Council to provide funded places for eligible families and to support children with special educational needs.

Financial Review:

For the financial year ending 31 July 2025, Lindfield recorded:

Total income: £415,485

Total expenditure: £371,521

Net surplus: £43,152

This represents an increase in income of £64,940 (18%) and an increase in expenditure of £80,191 (27%) compared with the previous financial year (2023-24: income £350,545; expenditure £292,142; surplus £58,403). The surplus was 26% lower than the previous year, this is a healthy surplus, whilst the decline might appear significant, it reflects a deliberate decision to maintain higher staffing ratios and invest in the people and resources that underpin the quality of the setting. The trustees consider this an appropriate balance between sustaining excellent provision and managing finances prudently in the face of a rising cost base.

The healthy surplus achieved during the year was a result of prudent budgeting as we were unsure how the introduction of the new two-year-old funding stream would affect the budget, a

bigger than expected rise in the funding rate and the need to maintain the surplus in order to react to the projected fall in the local birth rate over the coming years.

The canopy and garden project was completed successfully during the summer holidays, creating a more versatile and weatherproof outdoor space for the children. Although the work was undertaken before the year-end, the final invoice (£25,327) was paid in September 2025 and is reflected in accounts payable on the balance sheet. The total project cost was approximately £35,000, funded partially by internal reserves and by a grant from Buckinghamshire Council Early years of £15,000 which we would like to thank them for.

For the second consecutive year, all staff received pay rises. Some increases were the result of the statutory National Living Wage uplift, while others were awarded on a discretionary basis in recognition of individual contribution and experience. The trustees wish to record their heartfelt thanks to the entire staff team. Lindfield is a people-led setting, and it is the dedication, skill, and warmth of the staff that create such a remarkable environment for the children.

The trustees remain pleased with Lindfield's financial resilience. A well-managed contingency fund continues to provide a strong buffer against sector-wide funding and cost pressures.

Funding Model Changes:

As referenced in last year's report, the government introduced further significant changes to the early years funding model during 2025. These were announced at very short notice in late March 2025, leaving little time for nurseries to implement changes or even inform parents and carers in advance. Because the announcement came just before the end of the spring term, there was insufficient time to provide the usual half-term's notice of any fee adjustments.

The most material change required that no funded hours could be placed behind a "paywall", affecting how nurseries charge for extras such as snacks and consumables. For Lindfield—and many similar settings—this represented a major challenge to the existing fee structure.

Lindfield prides itself on being one of the most accommodating nurseries in the area, offering families exceptional flexibility in attendance patterns, start and finish times, and lunch-time options. To comply with the new funding model while preserving this flexibility, Lindfield introduced voluntary consumables fees and simplified the overall fee structure in line with the new government guidance.

The vast majority of parents have continued to pay voluntary contributions and the trustees would like to thank parents and carers for their understanding and support during these adjustments, which were necessary to remain compliant while continuing to provide the highest possible level of choice and accessibility. Lindfield continues to waive the consumables charge for our disadvantaged families.

Sector Developments and Local Context:

The wider early years sector continues to evolve. The expansion of government funding for younger children—from nine months old from September 2024, and fully rolled out by September 2025—has shifted some of the financial responsibility for childcare from parents to the state. While the policy aims to make childcare more affordable, it also introduces uncertainty for nurseries around both funding rates and demand patterns.

Lindfield currently accepts children aged two and above, so it remains to be seen how the availability of funded places for younger children will affect demand. Locally, there is ongoing churn in Amersham's childcare provision, with some settings closing, others changing their business models

and a new large corporate nursery opening in Old Amersham. Early indications suggest minimal immediate impact, but the trustees continue to monitor this closely.

A broader demographic trend is also emerging: there are fewer young children in the area, reflected in local primary school admissions data, where many schools were unable to fill their reception classes this year—quite a change from the pre-pandemic period of oversubscription.

Operational Highlights:

The successful completion of the canopy and outdoor area project has provided enhanced all-weather play and learning space, supporting the children's physical development and outdoor learning opportunities.

Lindfield's most recent Ofsted inspection, in February 2024, rated the nursery as "Good", reaffirming the high standards of education and care provided. There have been no further regulatory developments during 2024-25 but a new inspection framework will come into force in November 2025 which we are preparing for.

The nursery continues to serve the needs of its children, parents, carers, and staff, maintaining strong community trust and excellent feedback. Staff turnover remains low, and ongoing professional development opportunities continue to be encouraged.

Future Outlook:

Looking ahead to 2025-26, the trustees remain focused on maintaining high educational standards while navigating ongoing financial and demographic challenges. The next increase in the National Minimum Wage and changes in National Insurance contributions will again place upward pressure on costs.

There are no immediate plans for further capital investment, but the trustees welcome suggestions for future improvements that would benefit children, staff, and families alike.

The declining number of young children in the local area, combined with a more complex funding environment, represents a key strategic risk. Nonetheless, Lindfield's reputation, stability, and dedicated team place it in a strong position to continue thriving within a changing early years landscape.