

ALED MISSION AREA

England & Wales · Charity number 1180766

Details

Status Registered

Legal form Other

Registered 2018-11-20

Register [View on the Charity Commission register](#)

Contact

Address 36a Llandudno Road
Rhos On Sea
Colwyn Bay
LL28 4UD

Phone 01492549515

Email info@aledmissionarea.org.uk

Website www.aledmissionarea.org.uk

Activities

Objects: THE PROMOTION OF THE WHOLE MISSION OF THE CHURCH, PASTORAL, EVANGELISTIC, SOCIAL AND ECUMENICAL, IN THE PARISH.

Activities: Provision of regular public worship, sacred space for personal prayer and contemplation. Pastoral work, including visiting sick and bereaved persons. Teaching Christianity through sermons/small groups, taking assemblies in local Schools. Promoting the mission of Church in Wales to aid community cohesion through events, services, distribution of literature, groups to support the elderly/young

Classification

- **How:** Provides Buildings/facilities/open Space, Provides Services
- **What:** Religious Activities
- **Who:** Children/young People, Elderly/old People, People With Disabilities, The General Public/mankind

Geography

- Conwy
- Denbighshire

Finances

Period end	Income	Expenditure	Assets	Employees
2024-12-31	£683,384	£688,710	£1,913,593	0
2023-12-31	£566,529	£745,309	£1,654,829	0
2022-12-31	£612,139	£606,742	£1,814,417	2
2021-12-31	£666,618	£521,052	£1,841,114	1
2020-12-31	£544,921	£447,480	£1,683,355	1

Trustees

Name	Role	Appointed
Brian Churchill		2022-04-20
CATHERINE WILLIAMS		2016-12-04
Christine Amos		2022-04-20
Christine Mary Candlin		2021-04-21
Dr DAVID HUW OWEN LLOYD		2016-12-04
EDWARD DICKON HANNING FEATHERSTONHAUGH		2016-12-04
ELIZABETH JANE SQUIRES		2016-12-04
George Raymond Price		2021-04-30
PAUL JAMES BENDALL		2016-12-04
ROBERT BRIAN BELL		2016-12-04
Rev CHRISTINE ROSE OWEN		2016-12-04
Rev Gareth Leslie Erlandson		2022-04-20
Susan Pinney		2017-04-30

ALED MISSION AREA

England & Wales - Charity number 1180766

Accounts

**Report of the Trustees and
Unaudited Financial Statements
for the Year Ended 31 December 2024
for
Aled Mission Area**

Salisbury & Company
Chartered Accountants
Irish Square
Upper Denbigh Road
St Asaph
Denbighshire
LL17 0RN

Aled Mission Area

**Contents of the Financial Statements
for the year ended 31 December 2024**

	Page
Report of the Trustees	1 to 4
Independent Examiner's Report	5
Statement of Financial Activities	6
Balance Sheet	7
Cash Flow Statement	8
Notes to the Cash Flow Statement	9
Notes to the Financial Statements	10 to 22
Detailed Statement of Financial Activities	23 to 24

Aled Mission Area
Report of the Trustees
for the year ended 31 December 2024

The trustees present their report with the financial statements of the charity for the year ended 31 December 2024. The trustees have adopted the provisions of Accounting and Reporting by Charities: Statement of Recommended Practice applicable to charities preparing their accounts in accordance with the Financial Reporting Standard applicable in the UK and Republic of Ireland (FRS 102) (effective 1 January 2019).

OBJECTIVES AND ACTIVITIES

As required by the Charities Act 2011, the MISSION AREA CONFERENCE has given due regard to guidance published by the Charity Commission in respect of the operation of the public benefit requirement.

The activities undertaken to fulfil the MISSION AREA CONFERENCE's purposes for the public benefit are described and detailed hereunder. The Church in Wales is a Province within the Anglican Communion and seeks to advance the Christian religion through world-wide mission. It is the responsibility of the MISSION AREA CONFERENCE and the Incumbents to work together and co-operate in all matters of concern and importance to the MISSION AREA for the promotion of the mission of the Church, pastoral, evangelistic, social, and ecumenical in the MISSION AREA.

The MISSION AREA CONFERENCE is responsible, inter-alia, for the MISSION AREA budget and all expenditure thereunder, the care and maintenance of Church fabric and of the Churchyards, and for any action or other matter referred to it in accordance with the Constitution and is the normal channel of communication between the people of the MISSION AREA and the Diocesan Bishop.

THE MISSION AREA CONFERENCE PROVIDES A BENEFIT TO THE PUBLIC BY:

- a) The provision of regular public worship
- b) The provision of sacred space for personal prayer and contemplation.
- c) Pastoral work, including visiting the sick and the bereaved.
- d) Teaching of Christianity through sermons and small groups
- e) Taking of Assemblies in local schools
- f) Promotion of Christianity through staging of events and services, and the distribution of literature
- g) The provision of youth work with Christian ethos
- h) Promoting the whole mission and outreach of the Church in Wales in aiding community cohesion through provision of activities for older people, mothers and toddlers and other specific groups

Aled Mission Area
Report of the Trustees
for the year ended 31 December 2024

ACHIEVEMENTS AND PERFORMANCE

The ALED Mission Area is comprised of 17 churches which in 2017 combined to form one organisation called the Aled Mission Area which became the charity for all the churches in the area. Previously each church had its own organisation and accounts but legally they are now all combined. The leadership is provided by a Mission Area Leader appointed by the Bishop, and two church wardens elected by the Mission Area Conference whose members are elected from each church. The large churches have two members and the smaller ones one member. All the ordained clergy are members ex officio as well as the Church Army Officer. Details of the names of the Trustees are attached at Appendix 1.

Our Mission Area Leader is Clive Myers who is unusually for this position is lay.

The Mission Area has an organisational structure comprising an Executive which meets every month to undertake the general organisation, and whose minutes are approved by the Mission Area Conference which meets four times a year. There is also a committee where the Treasurers of each Church meet regularly to agree financial apportionment of costs and income, and a Buildings Committee which looks after the churches and buildings which are the responsibility of the Mission Area. The Shared Ministry Team is at the heart of the mission of the church for the area and meets monthly to look at the need for services and how to provide them,

Our Vision

We, the Aled Mission Area, are a family of Churches, building up trust and mutual support.

We are diverse in geography, culture, language, and worship.

We are inspired and supported by prayer.

We aim to:

- **be woven and united in the love and life of Christ**
- **proclaim the Gospel in Word and deed in our communities and in the world**
- **grow and nurture followers of Jesus**

From this vision we have discerned three areas in which we have work to do:

- **How we as a group of churches work together**
- **How and whom we serve**
- **How we bring people inside and outside our churches**

We have a Mission Area Plan to help us plan our priorities and here have been four focus groups to take forward the work as follows:

- Children and Young People
- Leading your church into growth
- Worship
- Welsh and Rural

The work achieved by the Focus groups is set out below together with their future plans.

Leading your Church into Growth

-As a result of the Alpha Courses a Group now meets regularly to pray and reflect on the Bible. There is a weekly Evening Worship and discussion meeting on Zoom. The Leading your Church into Growth challenge has been taken up by some of the churches and one of our clergy is going onto a national course to learn more about leading these groups.

Children and Young People

- The youth group has built, successfully recruiting some youngsters from Year 6 going into Year 7.
- The Emrys chaplaincy functioned for the first half of the year, but sadly the school has disengaged since the start of the new school year.
- We have recruited a couple of extra members to the focus group

Worship

- The joint Mission Area Eucharists normally on the 5th Sunday of the month have been well attended with excellent preachers and there is a good social welcome as well as there is a buffet lunch provided afterwards.
- Dai Hwyrrol Weddi took place in Llanfairtalhairan and Dewi Sant Colwyn Bay
- A volunteer from Eglwys Llanelian, Jane Beckerman, has volunteered to coordinate Hwyrrol Weddi for 2024.

Welsh and Rural

Aled Mission Area

Report of the Trustees for the year ended 31 December 2024

-Llansannan, St Digain and St Mary's weekly 'Cuppa & Chat' sessions attended by people from the communities as well as the churches, have continued to flourish

- Card reader machine installed in Llansannan in church and monitoring to see how that benefits income.
- Recently linking with the Youth Focus Group to help with events and provide farm location for games etc if require
- Llanelian had a Welsh Harvest Service at the end of October as well as the 'Hwyrol Weddi' earlier in the year.
- The Welsh 'Messy Church' at St Digain's, Llangernyw, has grown

And of course, there is all the usual round of Sunday and Mid-Week services, funerals, weddings, baptisms together with online services which started during Covid some of which have remained as they are valued.

Our aim has been to have inside toilets in all the churches and to improve facilities and this is being taken forward, and there have been improvements in St Pauls Colwyn Bay and it is in the process in Christ Church Bryn y Maen.

Individual churches' highlights

St Michael's Abergele, St George and Canolfan Dewi Sant Pensarn

The vicar Kate Johnson left during the summer of 2024 and an advertisement for her replacement was not initially successful. Her replacement starts on 7 September 2025 and the churches look forward to a new chapter in their history.

The Church Army Officer has had a programme of food and welcome in the Centre which is also used for community activities.

The mid Aled Churches

Faced with a vacancy in the rural churches it was decided that the current Vicar of Old Colwyn, Llanelian and Bews yn Rhos would have a joint ministry with another cleric and share the work in those churches together with Llandulas, Llysfaen, Llanfaritalhairan, Llangernyw and Llansannan. She was recruited in March 2025.

In St Catherine and St John's Church in Old Colwyn they have done a Healthy Church Review to look at issues like making the open building more obviously a house of prayer and developing the faith of their families and involving them more.

Betws yn Rhos has an Express Church and a Celtic Service which is well attended by families

St Pauls' and Dewi Sant Colwyn Bay

There has been a reordering to be able to accommodate toilets in the Tower Space, Phase 2 of the project will see a kitchen as well when funds allow. In Dewi Sant there has been a Warm Hub for people to drop in and be fed and have social interaction. St Paul's now has Open Church morning each Wednesday for those who want a coffee, a space to pray or just want to visit the most significant building in Colwyn Bay as a tourist.

There was a Children's Music Week which produced "Joseph and his amazing technicolour Dreamcoat" in August and Together in Colwyn Bay used the grounds and building of St Paul's to have a family fun day.

The Llandrillo Churches

Midweek services have been reintroduced across the churches and the chapel and a Taize style worship at St George's has begun

There has been "Praise on the prom" services and Music events at the Chapel in St Georges with the new facilities there has been widening social and community events

St Trillo's is open through the week and a St Trillo Development Group formed.

FINANCIAL REVIEW

Reserves policy

The MISSION AREA CONFERENCE aims to retain a balance of unrestricted "free" reserves to provide working capital, and to meet any future shortfalls in receipts or unexpected payments, at least equal to 9 months payments. The unrestricted free reserves totalling £988,110 is in line with this policy.

The consolidated balance sheet for the year, and the assets and liabilities at the year-end, are shown in the statements of account which accompany this report. Further detail of the results for the year and the Statement of Financial Activities as at 31 December 2024 are included in the ACHIEVEMENTS AND PERFORMANCE section of this report above.

Total funds carried forward at year end are represented by unrestricted funds totalling £1,235,896, restricted funds totalling £407,639 and endowment funds totalling £30,058 as shown by the Statement of Assets and Liabilities (Cash Funds, plus Other Monetary Assets, plus Investments, less Liabilities).

Aled Mission Area

**Report of the Trustees
for the year ended 31 December 2024**

STRUCTURE, GOVERNANCE AND MANAGEMENT

The Church in Wales is governed by its Constitution, set up under section 13(1) of the Welsh Church Acts 1914, as amended from time to time by its Governing Body. The MISSION AREA CONFERENCE is not a body corporate. Its composition, procedures and powers are regulated by the Constitution, which provides that before assuming office, every member must sign a declaration that he or she will be bound by the Constitution.

The Constitution provides that the members of the MISSION AREA CONFERENCE shall be: The Incumbent, Vicars and Assistant Curates; two Church Wardens, one appointed by the Incumbent and one elected at the Annual Vestry Meeting(AVM); two Sub-wardens for each Church where there is more than one Church in the MISSION AREA, one appointed by the Incumbent and one elected at the AVM; Up to 25 lay members elected at the AVM; co-opted Secretary and Treasurer (if not already ex-officio or elected); and up to 7 further co-opted members. Lay, communicant persons over the age of 16 may be entered on an Electoral Roll (subject to certain conditions) and all such persons, so entered, are entitled to vote and to stand for election.

**REFERENCE AND ADMINISTRATIVE DETAILS
NUMBER**

1176095

REGISTERED

20th November 2018

ALED MISSION AREA is situated in:

The Archdeaconry of St Asaph within the Diocese of St Asaph

CORRESPONDENCE ADDRESS:

36a Llandudno Road, Rhos on Sea, Colwyn Bay, LL28 4UD

Approved by order of the board of trustees on 24.10.2025 and signed on its behalf by:



.....
Rev G Erlandson - Trustee

**Independent Examiner's Report to the Trustees of
Aled Mission Area**

Independent examiner's report to the trustees of Aled Mission Area

I report to the charity trustees on my examination of the accounts of Aled Mission Area (the Trust) for the year ended 31 December 2024.

Responsibilities and basis of report

As the charity trustees of the Trust you are responsible for the preparation of the accounts in accordance with the requirements of the Charities Act 2011 ('the Act').

I report in respect of my examination of the Trust's accounts carried out under Section 145 of the Act and in carrying out my examination I have followed all applicable Directions given by the Charity Commission under Section 145(5)(b) of the Act.


Independent examiner's statement

Since your charity's gross income exceeded £250,000 your examiner must be a member of a listed body. I can confirm that I am qualified to undertake the examination because I am a member of the Institute of Chartered Accountants in England and Wales, which is one of the listed bodies.

I have completed my examination. I confirm that no material matters have come to my attention in connection with the examination giving me cause to believe that in any material respect:

1. accounting records were not kept in respect of the Trust as required by Section 130 of the Act; or
2. the accounts do not accord with those records; or
3. the accounts do not comply with the applicable requirements concerning the form and content of accounts set out in the Charities (Accounts and Reports) Regulations 2008 other than any requirement that the accounts give a true and fair view which is not a matter considered as part of an independent examination.

I have no concerns and have come across no other matters in connection with the examination to which attention should be drawn in this report in order to enable a proper understanding of the accounts to be reached.



Aled Roberts
The Institute of Chartered Accountants in England and Wales

Salisbury & Company
Chartered Accountants
Irish Square
Upper Denbigh Road
St Asaph
Denbighshire
LL17 0RN

Date: 24/10/2025

Aled Mission Area

**Statement of Financial Activities
for the year ended 31 December 2024**

	Notes	Unrestricted funds £	Restricted funds £	Endowment funds £	2024 Total funds £	2023 Total funds £
INCOME AND ENDOWMENTS FROM						
Donations and legacies	2	387,182	73,145	(1)	460,326	404,867
Other trading activities	3	52,727	87,075	-	139,802	82,248
Investment income	4	81,735	1,521	-	83,256	79,414
Total		<u>521,644</u>	<u>161,741</u>	<u>(1)</u>	<u>683,384</u>	<u>566,529</u>
EXPENDITURE ON						
Raising funds	5	600,682	19,081	-	619,763	691,737
Charitable activities						
Costs of generating voluntary income	6	62,935	6,012	-	68,947	53,572
Total		<u>663,617</u>	<u>25,093</u>	<u>-</u>	<u>688,710</u>	<u>745,309</u>
Net gains on investments		8,028	5,306	11,231	24,565	19,192
NET INCOME/(EXPENDITURE)		<u>(133,945)</u>	<u>141,954</u>	<u>11,230</u>	<u>19,239</u>	<u>(159,588)</u>
Transfers between funds	16	<u>(87,368)</u>	<u>80,417</u>	<u>6,951</u>	<u>-</u>	<u>-</u>
Other recognised gains/(losses)						
Gains on revaluation of fixed assets		239,525	-	-	239,525	-
Net movement in funds		<u>18,212</u>	<u>222,371</u>	<u>18,181</u>	<u>258,764</u>	<u>(159,588)</u>
RECONCILIATION OF FUNDS						
Total funds brought forward		1,455,273	187,679	11,877	1,654,829	1,814,417
TOTAL FUNDS CARRIED FORWARD		<u><u>1,473,485</u></u>	<u><u>410,050</u></u>	<u><u>30,058</u></u>	<u><u>1,913,593</u></u>	<u><u>1,654,829</u></u>

The notes form part of these financial statements

Aled Mission Area

**Balance Sheet
31 December 2024**

	Notes	Unrestricted funds £	Restricted funds £	Endowment funds £	2024 Total funds £	2023 Total funds £
FIXED ASSETS						
Tangible assets	10	149,373	-	-	149,373	64,814
Investments						
Investments	11	20,015	765	19,524	40,304	38,797
Investment property	12	690,000	-	-	690,000	530,000
Social investments	13	336,119	42,558	10,534	389,211	449,888
		<u>1,195,507</u>	<u>43,323</u>	<u>30,058</u>	<u>1,268,888</u>	<u>1,083,499</u>
CURRENT ASSETS						
Debtors	14	-	-	-	-	198
Cash at bank		277,979	366,726	-	644,705	578,787
		<u>277,979</u>	<u>366,726</u>	<u>-</u>	<u>644,705</u>	<u>578,985</u>
CREDITORS						
Amounts falling due within one year	15	-	-	-	-	(7,655)
		<u>277,979</u>	<u>366,726</u>	<u>-</u>	<u>644,705</u>	<u>571,330</u>
NET CURRENT ASSETS						
		<u>277,979</u>	<u>366,726</u>	<u>-</u>	<u>644,705</u>	<u>571,330</u>
TOTAL ASSETS LESS CURRENT LIABILITIES						
		<u>1,473,486</u>	<u>410,049</u>	<u>30,058</u>	<u>1,913,593</u>	<u>1,654,829</u>
NET ASSETS						
		<u>1,473,486</u>	<u>410,049</u>	<u>30,058</u>	<u>1,913,593</u>	<u>1,654,829</u>
FUNDS						
Unrestricted funds	16				1,473,486	1,455,273
Restricted funds					410,049	187,679
Endowment funds					30,058	11,877
					<u>1,913,593</u>	<u>1,654,829</u>
TOTAL FUNDS						
					<u>1,913,593</u>	<u>1,654,829</u>

The financial statements were approved by the Board of Trustees and authorised for issue on24.10.2025..... and were signed on its behalf by:



Rev G Erlandson - Trustee

Aled Mission Area
Cash Flow Statement
for the year ended 31 December 2024

	Notes	2024 £	2023 £
Cash flows from operating activities			
Cash generated from operations	1	101,798	(196,464)
Net cash provided by/(used in) operating activities		<u>101,798</u>	<u>(196,464)</u>
Cash flows from investing activities			
Purchase of tangible fixed assets		(5,260)	-
Purchase of investment property		(475)	-
Purchase of social investments		(70,530)	(2)
Sale of social investments		22,830	-
Interest received		8,368	5,838
Dividends received		9,188	11,471
Net cash (used in)/provided by investing activities		<u>(35,879)</u>	<u>17,307</u>
Cash flows from financing activities			
Income attributable to endowment		(1)	-
Net cash (used in)/provided by financing activities		<u>(1)</u>	<u>-</u>
Change in cash and cash equivalents in the reporting period			
		65,918	(179,157)
Cash and cash equivalents at the beginning of the reporting period		<u>578,787</u>	<u>757,944</u>
Cash and cash equivalents at the end of the reporting period		<u><u>644,705</u></u>	<u><u>578,787</u></u>

The notes form part of these financial statements

Aled Mission Area

**Notes to the Cash Flow Statement
for the year ended 31 December 2024**

1. RECONCILIATION OF NET INCOME/(EXPENDITURE) TO NET CASH FLOW FROM OPERATING ACTIVITIES

	2024 £	2023 £
Net income/(expenditure) for the reporting period (as per the Statement of Financial Activities)	19,239	(159,588)
Adjustments for:		
Depreciation charges	701	-
Losses/(gain) on investments	106,870	(19,192)
Interest received	(8,368)	(5,838)
Dividends received	(9,188)	(11,471)
Income attributable to endowment	1	-
Decrease/(increase) in debtors	198	(375)
Decrease in creditors	(7,655)	-
Net cash provided by/(used in) operations	101,798	(196,464)

2. ANALYSIS OF CHANGES IN NET FUNDS

	At 1/1/24 £	Cash flow £	At 31/12/24 £
Net cash			
Cash at bank	578,787	65,918	644,705
	578,787	65,918	644,705
Total	578,787	65,918	644,705

Aled Mission Area

Notes to the Financial Statements for the year ended 31 December 2024

1. ACCOUNTING POLICIES

Basis of preparing the financial statements

The financial statements of the charity, which is a public benefit entity under FRS 102, have been prepared in accordance with the Charities SORP (FRS 102) 'Accounting and Reporting by Charities: Statement of Recommended Practice applicable to charities preparing their accounts in accordance with the Financial Reporting Standard applicable in the UK and Republic of Ireland (FRS 102) (effective 1 January 2019)', Financial Reporting Standard 102 'The Financial Reporting Standard applicable in the UK and Republic of Ireland' and the Charities Act 2011. The financial statements have been prepared under the historical cost convention, with the exception of investments which are included at market value, as modified by the revaluation of certain assets.

Going concern

The trustees have reviewed the charity's performance and all other considerations, and as a result believe that the going concern basis is reasonable.

Income

All income is recognised in the Statement of Financial Activities once the charity has entitlement to the funds, it is probable that the income will be received and the amount can be measured reliably.

Expenditure

Liabilities are recognised as expenditure as soon as there is a legal or constructive obligation committing the charity to that expenditure, it is probable that a transfer of economic benefits will be required in settlement and the amount of the obligation can be measured reliably. Expenditure is accounted for on an accruals basis and has been classified under headings that aggregate all cost related to the category. Where costs cannot be directly attributed to particular headings they have been allocated to activities on a basis consistent with the use of resources.

Tangible fixed assets

Depreciation is provided at the following annual rates in order to write off each asset over its estimated useful life.

Investment property

Investment property is shown at most recent valuation. Any aggregate surplus or deficit arising from changes in fair value is recognised in the Statement of Financial Activities.

Taxation

The charity is exempt from tax on its charitable activities.

Fund accounting

Unrestricted funds can be used in accordance with the charitable objectives at the discretion of the trustees.

Restricted funds can only be used for particular restricted purposes within the objects of the charity. Restrictions arise when specified by the donor or when funds are raised for particular restricted purposes.

Further explanation of the nature and purpose of each fund is included in the notes to the financial statements.

2. DONATIONS AND LEGACIES

	2024	2023
	£	£
Gifts	122,665	118,756
Donations	90,639	78,618
Gift aid	53,793	39,770
Legacies	24,345	10,500
Grants	132,939	114,059
Charitable activities	34,395	42,259
Insurance claims	1,550	905
	<u>460,326</u>	<u>404,867</u>

Grants received, included in the above, are as follows:

	2024	2023
	£	£
Support of charitable activities	<u>132,939</u>	<u>114,059</u>

Aled Mission Area

**Notes to the Financial Statements - continued
for the year ended 31 December 2024**

3. OTHER TRADING ACTIVITIES					
			2024	2023	
			£	£	
Fundraising events			139,802	82,248	
			<u> </u>	<u> </u>	
4. INVESTMENT INCOME					
			2024	2023	
			£	£	
Rents received			65,700	62,105	
Other fixed asset invest - FII			9,188	11,471	
Deposit account interest			8,368	5,838	
			<u> </u>	<u> </u>	
			83,256	79,414	
			<u> </u>	<u> </u>	
5. RAISING FUNDS					
Raising donations and legacies					
			2024	2023	
			£	£	
Support costs			284,360	391,611	
			<u> </u>	<u> </u>	
Other trading activities					
			2024	2023	
			£	£	
Vergers, organists and choir			15,510	14,102	
Music and performance expenses			2,932	5,407	
Cost of meetings			545	455	
Diocesan share			316,416	280,162	
			<u> </u>	<u> </u>	
			335,403	300,126	
			<u> </u>	<u> </u>	
Aggregate amounts			619,763	691,737	
			<u> </u>	<u> </u>	
6. CHARITABLE ACTIVITIES COSTS					
				Direct	
				Costs	
				£	
Costs of generating voluntary income				68,947	
				<u> </u>	
7. SUPPORT COSTS					
	Management	Finance	Human	Governance	Totals
	£	£	resources	costs	£
	£	£	£	£	£
Raising donations and legacies	274,364	1,543	701	7,752	284,360
	<u> </u>	<u> </u>	<u> </u>	<u> </u>	<u> </u>

Aled Mission Area

**Notes to the Financial Statements - continued
for the year ended 31 December 2024**

8. TRUSTEES' REMUNERATION AND BENEFITS

There were no trustees' remuneration or other benefits for the year ended 31 December 2024 nor for the year ended 31 December 2023.

Trustees' expenses

There were no trustees' expenses paid for the year ended 31 December 2024 nor for the year ended 31 December 2023.

9. COMPARATIVES FOR THE STATEMENT OF FINANCIAL ACTIVITIES

	Unrestricted funds £	Restricted funds £	Endowment funds £	Total funds £
INCOME AND ENDOWMENTS FROM				
Donations and legacies	395,102	9,765	-	404,867
Other trading activities	81,508	740	-	82,248
Investment income	79,226	188	-	79,414
Total	<u>555,836</u>	<u>10,693</u>	<u>-</u>	<u>566,529</u>
EXPENDITURE ON				
Raising funds	680,370	11,367	-	691,737
Charitable activities				
Costs of generating voluntary income	51,587	1,985	-	53,572
Total	<u>731,957</u>	<u>13,352</u>	<u>-</u>	<u>745,309</u>
Net gains/(losses) on investments	<u>(4,685)</u>	<u>23,206</u>	<u>671</u>	<u>19,192</u>
NET INCOME/(EXPENDITURE)	<u>(180,806)</u>	<u>20,547</u>	<u>671</u>	<u>(159,588)</u>
Transfers between funds	<u>52,036</u>	<u>(52,036)</u>	<u>-</u>	<u>-</u>
Net movement in funds	<u>(128,770)</u>	<u>(31,489)</u>	<u>671</u>	<u>(159,588)</u>
RECONCILIATION OF FUNDS				
Total funds brought forward	<u>1,584,042</u>	<u>219,169</u>	<u>11,206</u>	<u>1,814,417</u>
TOTAL FUNDS CARRIED FORWARD	<u><u>1,455,272</u></u>	<u><u>187,680</u></u>	<u><u>11,877</u></u>	<u><u>1,654,829</u></u>

Aled Mission Area

**Notes to the Financial Statements - continued
for the year ended 31 December 2024**

10. TANGIBLE FIXED ASSETS

	Freehold property £	Improvements to property £	Fixtures and fittings £	Totals £
COST OR VALUATION				
At 1 January 2024	-	64,814	19,282	84,096
Additions	-	-	5,260	5,260
Revaluations	80,000	-	-	80,000
	<u>80,000</u>	<u>64,814</u>	<u>24,542</u>	<u>169,356</u>
DEPRECIATION				
At 1 January 2024	-	-	19,282	19,282
Charge for year	-	-	701	701
	<u>-</u>	<u>-</u>	<u>19,983</u>	<u>19,983</u>
NET BOOK VALUE				
At 31 December 2024	<u>80,000</u>	<u>64,814</u>	<u>4,559</u>	<u>149,373</u>
At 31 December 2023	<u>-</u>	<u>64,814</u>	<u>-</u>	<u>64,814</u>

Cost or valuation at 31 December 2024 is represented by:

	Freehold property £	Improvements to property £	Fixtures and fittings £	Totals £
Valuation in 2023	-	64,814	19,282	84,096
Valuation in 2024	<u>80,000</u>	<u>-</u>	<u>5,260</u>	<u>85,260</u>
	<u>80,000</u>	<u>64,814</u>	<u>24,542</u>	<u>169,356</u>

The property Old School Llangernyw, is held in the name of St Asaph Diocesan Board of Finance, acting as custodian trustee for the charity. Legal title rests with the custodian trustee, while the beneficial interest lies entirely with St Digain, Llangernyw.

Accordingly, the property is recognised within the charity's accounts as an asset, as it is used for charitable purposes and held for the benefit of the charity

11. FIXED ASSET INVESTMENTS

	Listed investments £
MARKET VALUE	
At 1 January 2024	38,797
Unrealised investment gains	<u>1,507</u>
At 31 December 2024	<u>40,304</u>
NET BOOK VALUE	
At 31 December 2024	<u>40,304</u>
At 31 December 2023	<u>38,797</u>

There were no investment assets outside the UK.

Aled Mission Area

**Notes to the Financial Statements - continued
for the year ended 31 December 2024**

11. FIXED ASSET INVESTMENTS - continued

Cost or valuation at 31 December 2024 is represented by:

	Listed investments £
Valuation in 2023	38,797
Valuation in 2024	1,507
	40,304
	40,304

12. INVESTMENT PROPERTY

	£
FAIR VALUE	
At 1 January 2024	530,000
Additions	475
Revaluation	159,525
	690,000
At 31 December 2024	690,000
NET BOOK VALUE	
At 31 December 2024	690,000
	690,000
At 31 December 2023	530,000
	530,000

Fair value at 31 December 2024 is represented by:

	£
Valuation in 2023	530,000
Valuation in 2024	160,000
	690,000
	690,000

The property, 11/13 Rhiw Road & Church Room, Rhiw Road, is held in the name of The Representative Body of the Church in Wales, acting as custodian trustee for the charity. Legal title rests with the custodian trustee, while the beneficial interest lies entirely with St Paul, Colwyn Bay.

The property Ty'r Ysgol Llangernyw, is held in the name of St Asaph Diocesan Board of Finance, acting as custodian trustee for the charity. Legal title rests with the custodian trustee, while the beneficial interest lies entirely with St Digain, Llangernyw.

Accordingly, the properties is recognised within the charity's accounts as an asset, as it is used for charitable purposes and held for the benefit of the charity

13. SOCIAL INVESTMENTS

	Other investments £
MARKET VALUE	
At 1 January 2024	449,888
Additions	70,533
Disposals	(22,830)
Revaluations	(108,380)
	389,211
At 31 December 2024	389,211
NET BOOK VALUE	
At 31 December 2024	389,211
	389,211
At 31 December 2023	449,888
	449,888

Aled Mission Area

**Notes to the Financial Statements - continued
for the year ended 31 December 2024**

13. SOCIAL INVESTMENTS - continued

Cost or valuation at 31 December 2024 is represented by:

		Other investments
Valuation in 2023		£ 449,888
Valuation in 2024		(60,677)
		389,211
		389,211

14. DEBTORS: AMOUNTS FALLING DUE WITHIN ONE YEAR

	2024	2023
	£	£
Trade debtors	-	198
	-	198
	-	198

15. CREDITORS: AMOUNTS FALLING DUE WITHIN ONE YEAR

	2024	2023
	£	£
Other creditors	-	7,655
	-	7,655
	-	7,655

Aled Mission Area

Notes to the Financial Statements - continued
for the year ended 31 December 2024

16. MOVEMENT IN FUNDS

	At 1/1/24 £	Net movement in funds £	Transfers between funds £	At 31/12/24 £
Unrestricted funds				
General fund	1,367,603	(134,944)	(623,132)	609,527
Designated Funds	11,223	-	(11,223)	-
RS Garden Fund	1,133	-	-	1,133
Beryl Lloyd Memorial (Designated)	500	-	-	500
Reordering fund (Designated)	74,814	1,000	16,987	92,801
Colwyn Bay Property Valuations (Designated) Fund	-	-	530,000	530,000
General- revaluation reserve	-	239,525	-	239,525
	<u>1,455,273</u>	<u>105,581</u>	<u>(87,368)</u>	<u>1,473,486</u>
Restricted funds				
Organ fund	10,970	(1,126)	-	9,844
CIF	17,153	627	727	18,507
Churchyard Maintenance Fund	1,753	78	-	1,831
COIF Restoration Fund	9,988	85,000	(6,196)	88,792
Church Yard Fund	15,567	988	-	16,555
Llanelian Churchyard Fund	14,023	-	-	14,023
St Michaels Church Yard	6,748	-	-	6,748
Trofarth Church Yard	674	-	-	674
Churchyard	13,983	458	184	14,625
Churchyard Fund	3,453	514	(374)	3,593
Churchyard fund	17,738	2,162	26,248	46,148
Outdoor Crib	5,000	-	-	5,000
Frost Trust Fund	3,386	2,269	-	5,655
CCLA Organ Fund	1,482	-	(1,482)	-
Restoration	(915)	-	3,006	2,091
Social & Pastoral	1,107	(1)	(1,107)	(1)
Agency Collections	198	(155)	198	241
SED Memorial (Designated) Fund	2,070	-	(1,035)	1,035
Deposit Account (Designated) Fund	6,982	-	-	6,982
St Trillo Chancel Repair Fund (Restricted) Fund	513	209	-	722
St Asaph DBF Administrator Grant	14,615	(748)	-	13,867
DBF Coronavirus Emergency Fund Grant	482	-	-	482
Martin Stewart Bequest	5,000	-	-	5,000
Church Army (Designated) Fund	-	(534)	655	121
Bells - Carrillion Repairs Fund (Restricted) Fund	5,600	449	-	6,049
PA - PA & Hearing Loop Fund (Restricted) Fund	7,500	(3,088)	-	4,412
Chancel Repair fund	566	50	-	616
Llanddewi graves	22,043	1,831	-	23,874
Colwyn Bay St Pauls Re-Ordering (Restricted) Fund	-	42,970	59,593	102,563
St Trillo Repainting (Restricted) Fund	-	10,000	-	10,000
	<u>187,679</u>	<u>141,953</u>	<u>80,417</u>	<u>410,049</u>
Endowment funds				
St Trillo L I Leather Legacy (Endowment) Fund	7,399	405	-	7,804
St Trillo Somers Gift (Endowment) Fund	4,478	291	827	5,596
St Trillo VC Wilde Bequest (Endowment) Fund	-	-	6,124	6,124
Hayes - Old Colwyn RBCW CIF PT2869 Mrs EMB Hayes (Endowments) Fund	-	10,534	-	10,534
	<u>11,877</u>	<u>11,230</u>	<u>6,951</u>	<u>30,058</u>
TOTAL FUNDS	<u><u>1,654,829</u></u>	<u><u>258,764</u></u>	<u><u>-</u></u>	<u><u>1,913,593</u></u>

Aled Mission Area

**Notes to the Financial Statements - continued
for the year ended 31 December 2024**

16. MOVEMENT IN FUNDS - continued

Net movement in funds, included in the above are as follows:

	Incoming resources £	Resources expended £	Gains and losses £	Movement in funds £
Unrestricted funds				
General fund	520,644	(663,616)	8,028	(134,944)
Reordering fund (Designated)	1,000	-	-	1,000
General- revaluation reserve	-	-	239,525	239,525
	<u>521,644</u>	<u>(663,616)</u>	<u>247,553</u>	<u>105,581</u>
Restricted funds				
Organ fund	3,896	(5,022)	-	(1,126)
CIF	-	-	627	627
Churchyard Maintenance Fund	365	(287)	-	78
COIF Restoration Fund	85,000	-	-	85,000
Church Yard Fund	1,848	(1,220)	360	988
Churchyard	458	-	-	458
Churchyard Fund	2,124	(1,610)	-	514
Churchyard fund	3,731	(1,569)	-	2,162
Frost Trust Fund	333	(250)	2,186	2,269
Social & Pastoral	(1)	-	-	(1)
Agency Collections	(198)	-	43	(155)
St Trillo Chancel Repair Fund (Restricted) Fund	-	-	209	209
St Asaph DBF Administrator Grant	4,731	(5,479)	-	(748)
Church Army (Designated) Fund	-	(534)	-	(534)
Bells - Carrillion Repairs Fund (Restricted) Fund	5,190	(4,741)	-	449
PA - PA & Hearing Loop Fund (Restricted) Fund	2,300	(5,388)	-	(3,088)
Chancel Repair fund	-	-	50	50
Llanddewi graves	-	-	1,831	1,831
Colwyn Bay St Pauls Re-Ordering (Restricted) Fund	41,964	1,006	-	42,970
St Trillo Repainting (Restricted) Fund	10,000	-	-	10,000
	<u>161,741</u>	<u>(25,094)</u>	<u>5,306</u>	<u>141,953</u>
Endowment funds				
St Trillo L I Leather Legacy (Endowment) Fund	(1)	-	406	405
St Trillo Somers Gift (Endowment) Fund	-	-	291	291
Hayes - Old Colwyn RBCW CIF PT2869	-	-	10,534	10,534
Mrs EMB Hayes (Endowments) Fund	-	-	-	-
	<u>(1)</u>	<u>-</u>	<u>11,231</u>	<u>11,230</u>
TOTAL FUNDS	<u><u>683,384</u></u>	<u><u>(688,710)</u></u>	<u><u>264,090</u></u>	<u><u>258,764</u></u>

Aled Mission Area

**Notes to the Financial Statements - continued
for the year ended 31 December 2024**

16. MOVEMENT IN FUNDS - continued

Comparatives for movement in funds

	At 1/1/23 £	Net movement in funds £	Transfers between funds £	At 31/12/23 £
Unrestricted funds				
General fund	1,490,608	(182,226)	59,221	1,367,603
Designated Funds	-	18,408	(7,185)	11,223
RS Garden Fund	1,133	-	-	1,133
Beryl Lloyd Memorial (Designated)	500	-	-	500
Reordering fund (Designated)	91,801	(16,987)	-	74,814
	<u>1,584,042</u>	<u>(180,805)</u>	<u>52,036</u>	<u>1,455,273</u>
Restricted funds				
Organ fund	11,069	1	(100)	10,970
CIF	17,153	-	-	17,153
Churchyard Maintenance Fund	1,029	724	-	1,753
COIF Restoration Fund	9,988	-	-	9,988
Church Yard Fund	18,223	-	(2,656)	15,567
Llanelian Churchyard Fund	14,023	-	-	14,023
St Michaels Church Yard	6,748	-	-	6,748
Trofarth Church Yard	674	-	-	674
Churchyard	14,011	(46)	18	13,983
Churchyard Fund	3,366	122	(35)	3,453
Churchyard fund	65,934	(2,655)	(45,541)	17,738
Outdoor Crib	5,000	-	-	5,000
Frost Trust Fund	3,067	219	100	3,386
CCLA Organ Fund	1,482	-	-	1,482
Restoration	(915)	-	-	(915)
Social & Pastoral	-	-	1,107	1,107
Colwyn Bay CC Youth Work	1,000	-	(1,000)	-
Agency Collections	198	(915)	915	198
SED Memorial (Designated) Fund	1,035	-	1,035	2,070
Deposit Account (Designated) Fund	12,982	-	(6,000)	6,982
St Trillo Chancel Repair Fund (Restricted) Fund	440	73	-	513
St Asaph DBF Administrator Grant	11,571	3,044	-	14,615
DBF Coronavirus Emergency Fund Grant	482	-	-	482
Martin Stewart Bequest	5,000	-	-	5,000
Church Army (Designated) Fund	109	(230)	121	-
Bells - Carrillion Repairs Fund (Restricted) Fund	8,000	(2,400)	-	5,600
PA - PA & Hearing Loop Fund (Restricted) Fund	7,500	-	-	7,500
Chancel Repair fund	-	566	-	566
Llanddewi graves	-	22,043	-	22,043
	<u>219,169</u>	<u>20,546</u>	<u>(52,036)</u>	<u>187,679</u>
Endowment funds				
St Trillo L I Leather Legacy (Endowment) Fund	7,008	391	-	7,399
St Trillo Somers Gift (Endowment) Fund	4,198	280	-	4,478
	<u>11,206</u>	<u>671</u>	<u>-</u>	<u>11,877</u>
TOTAL FUNDS	<u><u>1,814,417</u></u>	<u><u>(159,588)</u></u>	<u><u>-</u></u>	<u><u>1,654,829</u></u>

Aled Mission Area

**Notes to the Financial Statements - continued
for the year ended 31 December 2024**

16. MOVEMENT IN FUNDS - continued

Comparative net movement in funds, included in the above are as follows:

	Incoming resources £	Resources expended £	Gains and losses £	Movement in funds £
Unrestricted funds				
General fund	555,836	(733,377)	(4,685)	(182,226)
Designated Funds	-	18,408	-	18,408
Reordering fund (Designated)	-	(16,987)	-	(16,987)
	<u>555,836</u>	<u>(731,956)</u>	<u>(4,685)</u>	<u>(180,805)</u>
Restricted funds				
Organ fund	1	-	-	1
Churchyard Maintenance Fund	1,034	(310)	-	724
Churchyard	(46)	-	-	(46)
Churchyard Fund	2,147	(2,025)	-	122
Churchyard fund	2,427	(5,429)	347	(2,655)
Frost Trust Fund	330	(288)	177	219
Agency Collections	-	(915)	-	(915)
St Trillo Chancel Repair Fund (Restricted) Fund	-	-	73	73
St Asaph DBF Administrator Grant	4,300	(1,256)	-	3,044
Church Army (Designated) Fund	500	(730)	-	(230)
Bells - Carrillion Repairs Fund (Restricted) Fund	-	(2,400)	-	(2,400)
Chancel Repair fund	-	-	566	566
Llanddewi graves	-	-	22,043	22,043
	<u>10,693</u>	<u>(13,353)</u>	<u>23,206</u>	<u>20,546</u>
Endowment funds				
St Trillo L I Leather Legacy (Endowment) Fund	-	-	391	391
St Trillo Somers Gift (Endowment) Fund	-	-	280	280
	<u>-</u>	<u>-</u>	<u>671</u>	<u>671</u>
TOTAL FUNDS	<u><u>566,529</u></u>	<u><u>(745,309)</u></u>	<u><u>19,192</u></u>	<u><u>(159,588)</u></u>

Aled Mission Area

**Notes to the Financial Statements - continued
for the year ended 31 December 2024**

16. MOVEMENT IN FUNDS - continued

A current year 12 months and prior year 12 months combined position is as follows:

	At 1/1/23 £	Net movement in funds £	Transfers between funds £	At 31/12/24 £
Unrestricted funds				
General fund	1,490,608	(317,170)	(563,911)	609,527
Designated Funds	-	18,408	(18,408)	-
RS Garden Fund	1,133	-	-	1,133
Beryl Lloyd Memorial (Designated)	500	-	-	500
Reordering fund (Designated)	91,801	(15,987)	16,987	92,801
Colwyn Bay Property Valuations (Designated) Fund	-	-	530,000	530,000
General- revaluation reserve	-	239,525	-	239,525
	<u>1,584,042</u>	<u>(75,224)</u>	<u>(35,332)</u>	<u>1,473,486</u>
Restricted funds				
Organ fund	11,069	(1,125)	(100)	9,844
CIF	17,153	627	727	18,507
Churchyard Maintenance Fund	1,029	802	-	1,831
COIF Restoration Fund	9,988	85,000	(6,196)	88,792
Church Yard Fund	18,223	988	(2,656)	16,555
Llanelian Churchyard Fund	14,023	-	-	14,023
St Michaels Church Yard	6,748	-	-	6,748
Trofarth Church Yard	674	-	-	674
Churchyard	14,011	412	202	14,625
Churchyard Fund	3,366	636	(409)	3,593
Churchyard fund	65,934	(493)	(19,293)	46,148
Outdoor Crib	5,000	-	-	5,000
Frost Trust Fund	3,067	2,488	100	5,655
CCLA Organ Fund	1,482	-	(1,482)	-
Restoration	(915)	-	3,006	2,091
Social & Pastoral	-	(1)	-	(1)
Colwyn Bay CC Youth Work	1,000	-	(1,000)	-
Agency Collections	198	(1,070)	1,113	241
SED Memorial (Designated) Fund	1,035	-	-	1,035
Deposit Account (Designated) Fund	12,982	-	(6,000)	6,982
St Trillo Chancel Repair Fund (Restricted) Fund	440	282	-	722
St Asaph DBF Administrator Grant	11,571	2,296	-	13,867
DBF Coronavirus Emergency Fund Grant	482	-	-	482
Martin Stewart Bequest	5,000	-	-	5,000
Church Army (Designated) Fund	109	(764)	776	121
Bells - Carrillion Repairs Fund (Restricted) Fund	8,000	(1,951)	-	6,049
PA - PA & Hearing Loop Fund (Restricted) Fund	7,500	(3,088)	-	4,412
Chancel Repair fund	-	616	-	616
Llanddewi graves	-	23,874	-	23,874
Colwyn Bay St Pauls Re-Ordering (Restricted) Fund	-	42,970	59,593	102,563
St Trillo Repainting (Restricted) Fund	-	10,000	-	10,000
	<u>219,169</u>	<u>162,499</u>	<u>28,381</u>	<u>410,049</u>
Endowment funds				
St Trillo L I Leather Legacy (Endowment) Fund	7,008	796	-	7,804
St Trillo Somers Gift (Endowment) Fund	4,198	571	827	5,596
St Trillo VC Wilde Bequest (Endowment) Fund	-	-	6,124	6,124
Hayes - Old Colwyn RBCW CIF PT2869 Mrs EMB Hayes (Endowments) Fund	-	10,534	-	10,534
	<u>11,206</u>	<u>11,901</u>	<u>6,951</u>	<u>30,058</u>

Aled Mission Area

**Notes to the Financial Statements - continued
for the year ended 31 December 2024**

16. MOVEMENT IN FUNDS - continued

TOTAL FUNDS	<u>1,814,417</u>	<u>99,176</u>	<u>-</u>	<u>1,913,593</u>
--------------------	------------------	---------------	----------	------------------

A current year 12 months and prior year 12 months combined net movement in funds, included in the above are as follows:

	Incoming resources £	Resources expended £	Gains and losses £	Movement in funds £
Unrestricted funds				
General fund	1,076,480	(1,396,993)	3,343	(317,170)
Designated Funds	-	18,408	-	18,408
Reordering fund (Designated)	1,000	(16,987)	-	(15,987)
General- revaluation reserve	-	-	239,525	239,525
	<u>1,077,480</u>	<u>(1,395,572)</u>	<u>242,868</u>	<u>(75,224)</u>
Restricted funds				
Organ fund	3,897	(5,022)	-	(1,125)
CIF	-	-	627	627
Churchyard Maintenance Fund	1,399	(597)	-	802
COIF Restoration Fund	85,000	-	-	85,000
Church Yard Fund	1,848	(1,220)	360	988
Churchyard	412	-	-	412
Churchyard Fund	4,271	(3,635)	-	636
Churchyard fund	6,158	(6,998)	347	(493)
Frost Trust Fund	663	(538)	2,363	2,488
Social & Pastoral	(1)	-	-	(1)
Agency Collections	(198)	(915)	43	(1,070)
St Trillo Chancel Repair Fund (Restricted) Fund	-	-	282	282
St Asaph DBF Administrator Grant	9,031	(6,735)	-	2,296
Church Army (Designated) Fund	500	(1,264)	-	(764)
Bells - Carrillion Repairs Fund (Restricted) Fund	5,190	(7,141)	-	(1,951)
PA - PA & Hearing Loop Fund (Restricted) Fund	2,300	(5,388)	-	(3,088)
Chancel Repair fund	-	-	616	616
Llanddewi graves	-	-	23,874	23,874
Colwyn Bay St Pauls Re-Ordering (Restricted) Fund	41,964	1,006	-	42,970
St Trillo Repainting (Restricted) Fund	10,000	-	-	10,000
	<u>172,434</u>	<u>(38,447)</u>	<u>28,512</u>	<u>162,499</u>
Endowment funds				
St Trillo L I Leather Legacy (Endowment) Fund	(1)	-	797	796
St Trillo Somers Gift (Endowment) Fund	-	-	571	571
Hayes - Old Colwyn RBCW CIF PT2869	-	-	10,534	10,534
Mrs EMB Hayes (Endowments) Fund	-	-	-	-
	<u>(1)</u>	<u>-</u>	<u>11,902</u>	<u>11,901</u>
TOTAL FUNDS	<u>1,249,913</u>	<u>(1,434,019)</u>	<u>283,282</u>	<u>99,176</u>

Aled Mission Area

**Notes to the Financial Statements - continued
for the year ended 31 December 2024**

17. RELATED PARTY DISCLOSURES

There were no related party transactions for the year ended 31 December 2024.

Aled Mission Area

**Detailed Statement of Financial Activities
for the year ended 31 December 2024**

	2024 £	2023 £
INCOME AND ENDOWMENTS		
Donations and legacies		
Gifts	122,665	118,756
Donations	90,639	78,618
Gift aid	53,793	39,770
Legacies	24,345	10,500
Grants	132,939	114,059
Charitable activities	34,395	42,259
Insurance claims	1,550	905
	460,326	404,867
Other trading activities		
Fundraising events	139,802	82,248
Investment income		
Rents received	65,700	62,105
Other fixed asset invest - FII	9,188	11,471
Deposit account interest	8,368	5,838
	83,256	79,414
Total incoming resources	683,384	566,529
EXPENDITURE		
Other trading activities		
Vergers, organists and choir	15,510	14,102
Music and performance expenses	2,932	5,407
Cost of meetings	545	455
Diocesan share	316,416	280,162
	335,403	300,126
Charitable activities		
Children & young people	3,406	1,900
Parish mission work	9,152	7,570
Support of diocesan projects	-	10
Support of church charities	2,206	2,330
Support of external charities	3,181	76
Fundraising costs	2,701	1,432
Clergy expenses	2,682	13,750
Parish administrator	23,072	17,524
Leasing and hire costs	-	391
General expenditure	22,547	8,589
	68,947	53,572
Support costs		
Management		
Rates and water	2,654	3,994
Insurance	26,219	24,541
Light and heat	72,749	83,985
Telephone	2,805	1,642
Postage and stationery	2,882	3,248
Repairs and maintenance	134,668	232,464
Carried forward	241,977	349,874

This page does not form part of the statutory financial statements

Aled Mission Area

**Detailed Statement of Financial Activities
for the year ended 31 December 2024**

	2024 £	2023 £
Management		
Brought forward	241,977	349,874
Cleaning	17,397	10,890
Maintenance of services	3,278	1,063
Depreciation	-	1,118
Churchyard management costs	11,238	15,044
Churchyard Memorial	474	-
	274,364	377,989
Finance		
Bank charges	1,543	1,557
Human resources		
Fixtures and fittings	701	-
Governance costs		
Professional fees	7,752	9,665
Accountancy and legal fees	-	2,400
	7,752	12,065
Total resources expended	688,710	745,309
Net expenditure	(5,326)	(178,780)

ALED MISSION AREA

England & Wales - Charity number 1180766

Accounts

REGISTERED CHARITY NUMBER: 1180766

**Report of the Trustees and
Unaudited Financial Statements
for the Year Ended 31 December 2023
for
Aled Mission Area**

Salisbury & Company
Chartered Accountants
Irish Square
Upper Denbigh Road
St Asaph
Denbighshire
LL17 0RN

Aled Mission Area

**Contents of the Financial Statements
for the year ended 31 December 2023**

	Page
Report of the Trustees	1 to 3
Independent Examiner's Report	4
Statement of Financial Activities	5
Balance Sheet	6
Cash Flow Statement	7
Notes to the Cash Flow Statement	8
Notes to the Financial Statements	9 to 19
Detailed Statement of Financial Activities	20 to 21

Aled Mission Area
Report of the Trustees
for the year ended 31 December 2023

The trustees present their report with the financial statements of the charity for the year ended 31 December 2023. The trustees have adopted the provisions of Accounting and Reporting by Charities: Statement of Recommended Practice applicable to charities preparing their accounts in accordance with the Financial Reporting Standard applicable in the UK and Republic of Ireland (FRS 102) (effective 1 January 2019).

OBJECTIVES AND ACTIVITIES

As required by the Charities Act 2011, the MISSION AREA CONFERENCE has given due regard to guidance published by the Charity Commission in respect of the operation of the public benefit requirement.

The activities undertaken to fulfil the MISSION AREA CONFERENCE's purposes for the public benefit are described and detailed hereunder. The Church in Wales is a Province within the Anglican Communion and seeks to advance the Christian religion through world-wide mission. It is the responsibility of the MISSION AREA CONFERENCE and the Incumbents to work together and co-operate in all matters of concern and importance to the MISSION AREA for the promotion of the mission of the Church, pastoral, evangelistic, social, and ecumenical in the MISSION AREA.

The MISSION AREA CONFERENCE is responsible, inter-alia, for the MISSION AREA budget and all expenditure thereunder, the care and maintenance of Church fabric and of the Churchyards, and for any action or other matter referred to it in accordance with the Constitution and is the normal channel of communication between the people of the MISSION AREA and the Diocesan Bishop.

THE MISSION AREA CONFERENCE PROVIDES A BENEFIT TO THE PUBLIC BY:

- a) The provision of regular public worship
- b) The provision of sacred space for personal prayer and contemplation.
- c) Pastoral work, including visiting the sick and the bereaved.
- d) Teaching of Christianity through sermons and small groups
- e) Taking of Assemblies in local schools
- f) Promotion of Christianity through staging of events and services, and the distribution of literature
- g) The provision of youth work with Christian ethos
- h) Promoting the whole mission and outreach of the Church in Wales in aiding community cohesion through provision of activities for older people, mothers and toddlers and other specific groups

Aled Mission Area
Report of the Trustees
for the year ended 31 December 2023

ACHIEVEMENT AND PERFORMANCE

The ALED Mission Area is comprised of 17 churches which in 2017 combined to form one organisation called the Aled Mission Area which became the charity for all the churches in the area. Previously each church had its own organisation and accounts but legally they are now all combined. The leadership is provided by a Mission Area Leader appointed by the Bishop, and two church wardens elected by the Mission Area Conference whose members are elected from each church. The large churches have two members and the smaller ones one member. All the ordained clergy are members ex officio as well as the Church Army Officer. Details of the names of the Trustees are attached at Appendix 1.

Our Mission Area Leader is Clive Myers who is unusually for this position is lay.

The Mission Area has an organisational structure comprising an Executive which meets every month to undertake the general organisation, and whose minutes are approved by the Mission Area Conference which meets four times a year. There is also a committee where the Treasurers of each Church meet regularly to agree financial apportionment of costs and income, and a Buildings Committee which looks after the churches and buildings which are the responsibility of the Mission Area. The Shared Ministry Team is at the heart of the mission of the church for the area and monthly to look at the need for services and how to provide them,

Our Vision

We, the Aled Mission Area, are a family of Churches, building up trust and mutual support.

We are diverse in geography, culture, language, and worship.

We are inspired and supported by prayer.

We aim to:

- **be woven and united in the love and life of Christ**
- **proclaim the Gospel in Word and deed in our communities and in the world**
- **grow and nurture followers of Jesus**

From this vision we have discerned three areas in which we have work to do:

- **How we as a group of churches work together**
- **How and whom we serve**
- **How we bring people inside and outside our churches**

We have a Mission Area Plan to help us plan our priorities and here have been four focus groups to take forward the work as follows:

- Children and Young People
- Leading your church into growth
- Worship
- Welsh and Rural

The work achieved by the Focus groups is set out below together with their future plans.

Leading your Church into Growth

-A second Alpha Course was run from September to November in the Antioch Café in Station Road Colwyn Bay with 20 attendees. The evaluations showed that it was valued and had enabled people to think more deeply about their faith.

Children and Young People

- The youth group has built, successfully recruiting some youngsters from Year 6 going into Year 7.
- The Emrys chaplaincy functioned for the first half of the year, but sadly the school has disengaged since the start of the new school year.
- We have recruited a couple of extra members to the focus group

Worship

- 2 MA services held in St George, Llandrillo yn Rhos and St Paul's Colwyn Bay
- Dai Hwylol Weddi took place in Llanelian and St Michael's Abergel
- A volunteer from Eglwys Llanelian, Jane Beckerman, has volunteered to coordinate Hwylol Weddi for 2024.

Welsh and Rural

- Llansannan, St Digain and St Mary's weekly 'Cuppa & Chat' sessions attended by people from the communities as well as the churches, have continued to flourish throughout 2023, and expect to continue so during 2024.
- Card reader machine installed in Llansannan in church and monitoring to see how that benefits income.
- Recently linking with the Youth Focus Group to help with events and provide farm location for games etc if required.
- Welsh Services

Aled Mission Area

**Report of the Trustees
for the year ended 31 December 2023**

-Llanelian had a Welsh Harvest Service at the end of October as well as the 'Hwyrol Weddi' earlier in the year.
-The Welsh 'Messy Church' at St Digain's, Llangernyw, has grown during 2023 and is quite established, and expected to continue during 2024.

And of course, there is all the usual round of Sunday and Mid-Week services, funerals, weddings, baptisms together with online services which started during Covid some of which have remained as they are valued.

Our aim has been to have inside toilets in all the churches and to improve facilities and this is being taken forward, and there have been improvements in St Cynbryd's Llandulas, St Mary's LlanfairTalhaiarn and St George's Llandrillo yn Rhos.

FINANCIAL REVIEW

Reserves policy

The MISSION AREA CONFERENCE aims to retain a balance of unrestricted "free" reserves to provide working capital, and to meet any future shortfalls in receipts or unexpected payments, at least equal to 9 months payments. The unrestricted free reserves totalling £988,110 is in line with this policy.

The consolidated balance sheet for the year, and the assets and liabilities at the year-end, are shown in the statements of account which accompany this report. Further detail of the results for the year and the Statement of Financial Activities as at 31 December 2023 are included in the ACHIEVEMENTS AND PERFORMANCE section of this report above.

Total funds carried forward at year end are represented by unrestricted funds totalling £1,457,683, restricted funds totalling £185,269 and endowment funds totalling £11,877 as shown by the Statement of Assets and Liabilities (Cash Funds, plus Other Monetary Assets, plus Investments, less Liabilities).

STRUCTURE, GOVERNANCE AND MANAGEMENT

The Church in Wales is governed by its Constitution, set up under section 13(1) of the Welsh Church Acts 1914, as amended from time to time by its Governing Body. The MISSION AREA CONFERENCE is not a body corporate. Its composition, procedures and powers are regulated by the Constitution, which provides that before assuming office, every member must sign a declaration that he or she will be bound by the Constitution.

The Constitution provides that the members of the MISSION AREA CONFERENCE shall be: The Incumbent, Vicars and Assistant Curates; two Church Wardens, one appointed by the Incumbent and one elected at the Annual Vestry Meeting(AVM); two Sub-wardens for each Church where there is more than one Church in the MISSION AREA, one appointed by the Incumbent and one elected at the AVM; Up to 25 lay members elected at the AVM; co-opted Secretary and Treasurer (if not already ex-officio or elected); and up to 7 further co-opted members. Lay, communicant persons over the age of 16 may be entered on an Electoral Roll (subject to certain conditions) and all such persons, so entered, are entitled to vote and to stand for election.

REFERENCE AND ADMINISTRATIVE DETAILS

NUMBER

1176095

REGISTERED

20th November 2018


ALED MISSION AREA is situated in:

The Archdeaconry of St Asaph within the Diocese of St Asaph

CORRESPONDENCE ADDRESS:

36a Llandudno Road, Rhos on Sea, Colwyn Bay, LL28 4UD

Approved by order of the board of trustees on June 19th 2024 and signed on its behalf by:



Mr C Myers - Trustee

**Independent Examiner's Report to the Trustees of
Aled Mission Area**

Independent examiner's report to the trustees of Aled Mission Area

I report to the charity trustees on my examination of the accounts of Aled Mission Area (the Trust) for the year ended 31 December 2023.

Responsibilities and basis of report

As the charity trustees of the Trust you are responsible for the preparation of the accounts in accordance with the requirements of the Charities Act 2011 ('the Act').

I report in respect of my examination of the Trust's accounts carried out under Section 145 of the Act and in carrying out my examination I have followed all applicable Directions given by the Charity Commission under Section 145(5)(b) of the Act.

Independent examiner's statement

Since your charity's gross income exceeded £250,000 your examiner must be a member of a listed body. I can confirm that I am qualified to undertake the examination because I am a member of the Institute of Chartered Accountants in England and Wales, which is one of the listed bodies.

I have completed my examination. I confirm that no material matters have come to my attention in connection with the examination giving me cause to believe that in any material respect:

1. accounting records were not kept in respect of the Trust as required by Section 130 of the Act; or
2. the accounts do not accord with those records; or
3. the accounts do not comply with the applicable requirements concerning the form and content of accounts set out in the Charities (Accounts and Reports) Regulations 2008 other than any requirement that the accounts give a true and fair view which is not a matter considered as part of an independent examination.

I have no concerns and have come across no other matters in connection with the examination to which attention should be drawn in this report in order to enable a proper understanding of the accounts to be reached.



Aled Roberts
The Institute of Chartered Accountants in England and Wales

Salisbury & Company
Chartered Accountants
Irish Square
Upper Denbigh Road
St Asaph
Denbighshire
LL17 0RN

Date: 11. 6. 24

Aled Mission Area

**Statement of Financial Activities
for the year ended 31 December 2023**

	Notes	Unrestricted funds £	Restricted funds £	Endowment funds £	2023 Total funds £	2022 Total funds £
INCOME AND ENDOWMENTS FROM						
Donations and legacies	2	395,102	9,765	-	404,867	465,224
Other trading activities	3	81,508	740	-	82,248	56,235
Investment income	4	<u>79,226</u>	<u>188</u>	<u>-</u>	<u>79,414</u>	<u>90,680</u>
Total		<u>555,836</u>	<u>10,693</u>	<u>-</u>	<u>566,529</u>	<u>612,139</u>
EXPENDITURE ON						
Raising funds	5	680,370	11,367	-	691,737	559,251
Charitable activities						
Costs of generating voluntary income	6	<u>51,587</u>	<u>1,985</u>	<u>-</u>	<u>53,572</u>	<u>47,491</u>
Total		<u>731,957</u>	<u>13,352</u>	<u>-</u>	<u>745,309</u>	<u>606,742</u>
Net gains/(losses) on investments		<u>(4,685)</u>	<u>23,206</u>	<u>671</u>	<u>19,192</u>	<u>(32,093)</u>
NET INCOME/(EXPENDITURE)		<u>(180,806)</u>	<u>20,547</u>	<u>671</u>	<u>(159,588)</u>	<u>(26,696)</u>
Transfers between funds	17	<u>54,446</u>	<u>(54,446)</u>	<u>-</u>	<u>-</u>	<u>(1)</u>
Net movement in funds		<u>(126,360)</u>	<u>(33,899)</u>	<u>671</u>	<u>(159,588)</u>	<u>(26,697)</u>
RECONCILIATION OF FUNDS						
Total funds brought forward		<u>1,584,042</u>	<u>219,169</u>	<u>11,206</u>	<u>1,814,417</u>	<u>1,841,114</u>
TOTAL FUNDS CARRIED FORWARD		<u><u>1,457,682</u></u>	<u><u>185,270</u></u>	<u><u>11,877</u></u>	<u><u>1,654,829</u></u>	<u><u>1,814,417</u></u>

The notes form part of these financial statements

Aled Mission Area

**Balance Sheet
31 December 2023**

	Notes	Unrestricted funds £	Restricted funds £	Endowment funds £	2023 Total funds £	2022 Total funds £
FIXED ASSETS						
Tangible assets	10	64,814	-	-	64,814	65,932
Investments						
Investments	11	27,151	440	11,206	38,797	37,532
Investment property	12	530,000	-	-	530,000	530,000
Social investments	13	<u>412,364</u>	<u>36,853</u>	<u>671</u>	<u>449,888</u>	<u>430,329</u>
		1,034,329	37,293	11,877	1,083,499	1,063,793
CURRENT ASSETS						
Debtors	14	-	198	-	198	338
Cash at bank		<u>430,094</u>	<u>151,103</u>	<u>-</u>	<u>581,197</u>	<u>758,051</u>
		430,094	151,301	-	581,395	758,389
CREDITORS						
Amounts falling due within one year	15	<u>(6,740)</u>	<u>(3,325)</u>	<u>-</u>	<u>(10,065)</u>	<u>(7,765)</u>
NET CURRENT ASSETS		<u>423,354</u>	<u>147,976</u>	<u>-</u>	<u>571,330</u>	<u>750,624</u>
TOTAL ASSETS LESS CURRENT LIABILITIES		<u>1,457,683</u>	<u>185,269</u>	<u>11,877</u>	<u>1,654,829</u>	<u>1,814,417</u>
NET ASSETS		<u>1,457,683</u>	<u>185,269</u>	<u>11,877</u>	<u>1,654,829</u>	<u>1,814,417</u>
FUNDS						
Unrestricted funds	17				1,457,683	1,584,042
Restricted funds					185,269	219,169
Endowment funds					<u>11,877</u>	<u>11,206</u>
TOTAL FUNDS					<u>1,654,829</u>	<u>1,814,417</u>

The financial statements were approved by the Board of Trustees and authorised for issue on and were signed on its behalf by:

.....
Mr C Myers - Trustee

Aled Mission Area
Cash Flow Statement
for the year ended 31 December 2023

	Notes	2023 £	2022 £
Cash flows from operating activities			
Cash generated from operations	1	<u>(196,467)</u>	<u>1,100</u>
Net cash (used in)/provided by operating activities		<u>(196,467)</u>	<u>1,100</u>
Cash flows from investing activities			
Purchase of social investments		1	-
Sale of social investments		-	34,400
Interest received		5,838	2,025
Dividends received		<u>11,471</u>	<u>10,563</u>
Net cash provided by investing activities		<u>17,310</u>	<u>46,988</u>
Cash flows from financing activities			
Income attributable to endowment		<u>-</u>	<u>1</u>
Net cash provided by financing activities		<u>-</u>	<u>1</u>
Change in cash and cash equivalents in the reporting period			
		<u>(179,157)</u>	<u>48,089</u>
Cash and cash equivalents at the beginning of the reporting period	2	<u>757,944</u>	<u>709,855</u>
Cash and cash equivalents at the end of the reporting period	2	<u><u>578,787</u></u>	<u><u>757,944</u></u>

The notes form part of these financial statements

Aled Mission Area

**Notes to the Cash Flow Statement
for the year ended 31 December 2023**

1. RECONCILIATION OF NET EXPENDITURE TO NET CASH FLOW FROM OPERATING ACTIVITIES

	2023 £	2022 £
Net expenditure for the reporting period (as per the Statement of Financial Activities)	(159,588)	(26,696)
Adjustments for:		
(Gain)/losses on investments	(19,192)	32,093
Interest received	(5,838)	(2,025)
Dividends received	(11,471)	(10,563)
Income attributable to endowment	-	(1)
(Increase)/decrease in debtors	(375)	1,576
(Decrease)/increase in creditors	<u>(3)</u>	<u>6,716</u>
Net cash (used in)/provided by operations	<u>(196,467)</u>	<u>1,100</u>

2. ANALYSIS OF CASH AND CASH EQUIVALENTS

	2023 £	2022 £
Notice deposits (less than 3 months)	581,197	758,051
Overdrafts included in bank loans and overdrafts falling due within one year	<u>(2,410)</u>	<u>(107)</u>
Total cash and cash equivalents	<u>578,787</u>	<u>757,944</u>

3. ANALYSIS OF CHANGES IN NET FUNDS

	At 1/1/23 £	Cash flow £	At 31/12/23 £
Net cash			
Cash at bank	758,051	(176,854)	581,197
Bank overdrafts	<u>(107)</u>	<u>(2,303)</u>	<u>(2,410)</u>
	<u>757,944</u>	<u>(179,157)</u>	<u>578,787</u>
Total	<u>757,944</u>	<u>(179,157)</u>	<u>578,787</u>

Aled Mission Area

Notes to the Financial Statements for the year ended 31 December 2023

1. ACCOUNTING POLICIES

Basis of preparing the financial statements

The financial statements of the charity, which is a public benefit entity under FRS 102, have been prepared in accordance with the Charities SORP (FRS 102) 'Accounting and Reporting by Charities: Statement of Recommended Practice applicable to charities preparing their accounts in accordance with the Financial Reporting Standard applicable in the UK and Republic of Ireland (FRS 102) (effective 1 January 2019)', Financial Reporting Standard 102 'The Financial Reporting Standard applicable in the UK and Republic of Ireland' and the Charities Act 2011. The financial statements have been prepared under the historical cost convention, with the exception of investments which are included at market value, as modified by the revaluation of certain assets.

Going concern

The trustees have reviewed the charity's performance and all other considerations, and as a result believe that the going concern basis is reasonable.

Income

All income is recognised in the Statement of Financial Activities once the charity has entitlement to the funds, it is probable that the income will be received and the amount can be measured reliably.

Expenditure

Liabilities are recognised as expenditure as soon as there is a legal or constructive obligation committing the charity to that expenditure, it is probable that a transfer of economic benefits will be required in settlement and the amount of the obligation can be measured reliably. Expenditure is accounted for on an accruals basis and has been classified under headings that aggregate all cost related to the category. Where costs cannot be directly attributed to particular headings they have been allocated to activities on a basis consistent with the use of resources.

Tangible fixed assets

Depreciation is provided at the following annual rates in order to write off each asset over its estimated useful life.

Investment property

Investment property is shown at most recent valuation. Any aggregate surplus or deficit arising from changes in fair value is recognised in the Statement of Financial Activities.

Taxation

The charity is exempt from tax on its charitable activities.

Fund accounting

Unrestricted funds can be used in accordance with the charitable objectives at the discretion of the trustees.

Restricted funds can only be used for particular restricted purposes within the objects of the charity. Restrictions arise when specified by the donor or when funds are raised for particular restricted purposes.

Further explanation of the nature and purpose of each fund is included in the notes to the financial statements.

2. DONATIONS AND LEGACIES

	2023	2022
	£	£
Gifts	118,756	151,573
Donations	78,618	71,245
Gift aid	39,770	40,285
Legacies	10,500	68,467
Grants	114,059	92,102
Charitable activities	42,259	37,279
Insurance claims	905	4,273
	<u>404,867</u>	<u>465,224</u>

Grants received, included in the above, are as follows:

	2023	2022
	£	£
Support of charitable activities	<u>114,059</u>	<u>92,102</u>

Aled Mission Area

**Notes to the Financial Statements - continued
for the year ended 31 December 2023**

3. OTHER TRADING ACTIVITIES				
		2023	2022	
		£	£	
Fundraising events		<u>82,248</u>	<u>56,235</u>	
4. INVESTMENT INCOME				
		2023	2022	
		£	£	
Rents received		62,105	78,092	
Other fixed asset invest - FII		11,471	10,563	
Deposit account interest		<u>5,838</u>	<u>2,025</u>	
		<u>79,414</u>	<u>90,680</u>	
5. RAISING FUNDS				
Raising donations and legacies				
		2023	2022	
		£	£	
Support costs		<u>391,611</u>	<u>260,054</u>	
Other trading activities				
		2023	2022	
		£	£	
Parish share		-	22,951	
Vergers, organists and choir		14,102	15,660	
Music and performance expenses		5,407	4,780	
Cost of meetings		455	80	
Diocesan share		<u>280,162</u>	<u>255,726</u>	
		<u>300,126</u>	<u>299,197</u>	
Aggregate amounts		<u>691,737</u>	<u>559,251</u>	
6. CHARITABLE ACTIVITIES COSTS				
			Direct	
			Costs	
			£	
Costs of generating voluntary income			<u>53,572</u>	
7. SUPPORT COSTS				
	Management	Finance	Governance	Totals
	£	£	costs	£
	£	£	£	£
Raising donations and legacies	<u>377,989</u>	<u>1,557</u>	<u>12,065</u>	<u>391,611</u>

Aled Mission Area

**Notes to the Financial Statements - continued
for the year ended 31 December 2023**

8. TRUSTEES' REMUNERATION AND BENEFITS

There were no trustees' remuneration or other benefits for the year ended 31 December 2023 nor for the year ended 31 December 2022.

Trustees' expenses

There were no trustees' expenses paid for the year ended 31 December 2023 nor for the year ended 31 December 2022.

9. COMPARATIVES FOR THE STATEMENT OF FINANCIAL ACTIVITIES

	Unrestricted funds £	Restricted funds £	Endowment funds £	Total funds £
INCOME AND ENDOWMENTS FROM				
Donations and legacies	455,790	9,433	1	465,224
Other trading activities	56,235	-	-	56,235
Investment income	<u>89,862</u>	<u>818</u>	<u>-</u>	<u>90,680</u>
Total	<u>601,887</u>	<u>10,251</u>	<u>1</u>	<u>612,139</u>
EXPENDITURE ON				
Raising funds	553,680	5,571	-	559,251
Charitable activities				
Costs of generating voluntary income	<u>45,862</u>	<u>1,629</u>	<u>-</u>	<u>47,491</u>
Total	<u>599,542</u>	<u>7,200</u>	<u>-</u>	<u>606,742</u>
Net gains/(losses) on investments	<u>(29,344)</u>	<u>(1,338)</u>	<u>(1,411)</u>	<u>(32,093)</u>
NET INCOME/(EXPENDITURE)	(26,999)	1,713	(1,410)	(26,696)
Transfers between funds	<u>47,698</u>	<u>(47,699)</u>	<u>-</u>	<u>(1)</u>
Net movement in funds	20,699	(45,986)	(1,410)	(26,697)
RECONCILIATION OF FUNDS				
Total funds brought forward	<u>1,563,343</u>	<u>265,155</u>	<u>12,616</u>	<u>1,841,114</u>
TOTAL FUNDS CARRIED FORWARD	<u><u>1,584,042</u></u>	<u><u>219,169</u></u>	<u><u>11,206</u></u>	<u><u>1,814,417</u></u>

10. TANGIBLE FIXED ASSETS

	Improvements to property £	Fixtures and fittings £	Totals £
COST			
At 1 January 2023 and 31 December 2023	<u>64,814</u>	<u>19,282</u>	<u>84,096</u>
DEPRECIATION			
At 1 January 2023	-	18,164	18,164
Charge for year	<u>-</u>	<u>1,118</u>	<u>1,118</u>
At 31 December 2023	<u>-</u>	<u>19,282</u>	<u>19,282</u>
NET BOOK VALUE			
At 31 December 2023	<u>64,814</u>	<u>-</u>	<u>64,814</u>
At 31 December 2022	<u>64,814</u>	<u>1,118</u>	<u>65,932</u>

Aled Mission Area

**Notes to the Financial Statements - continued
for the year ended 31 December 2023**

11. FIXED ASSET INVESTMENTS

	Listed investments £
MARKET VALUE	
At 1 January 2023	37,532
Unrealised investment gains	<u>1,265</u>
At 31 December 2023	<u>38,797</u>
NET BOOK VALUE	
At 31 December 2023	<u>38,797</u>
At 31 December 2022	<u>37,532</u>

There were no investment assets outside the UK.

Cost or valuation at 31 December 2023 is represented by:

	Listed investments £
Valuation in 2022	37,532
Valuation in 2023	<u>1,265</u>
	<u>38,797</u>

12. INVESTMENT PROPERTY

	£
FAIR VALUE	
At 1 January 2023 and 31 December 2023	<u>530,000</u>
NET BOOK VALUE	
At 31 December 2023	<u>530,000</u>
At 31 December 2022	<u>530,000</u>

Fair value at 31 December 2023 is represented by:

	£
Valuation in 2022	<u>530,000</u>

Investment property relates to the church houses of St Paul's Church, Colwyn Bay. Although properties held by the mission area are owned by the Representative Body of Church in Wales, they are held in trust for the churches and are therefore included in the Mission Area accounts.

13. SOCIAL INVESTMENTS

	Other investments £
MARKET VALUE	
At 1 January 2023	430,329
Additions	23,488
Revaluations	<u>(3,929)</u>
At 31 December 2023	<u>449,888</u>
NET BOOK VALUE	
At 31 December 2023	<u>449,888</u>
At 31 December 2022	<u>430,329</u>

Aled Mission Area

**Notes to the Financial Statements - continued
for the year ended 31 December 2023**

13. SOCIAL INVESTMENTS - continued

Cost or valuation at 31 December 2023 is represented by:

		Other investment
		£
Valuation in 2022		430,329
Valuation in 2023		<u>19,559</u>
		<u>449,888</u>

14. DEBTORS: AMOUNTS FALLING DUE WITHIN ONE YEAR

	2023	2022
	£	£
Trade debtors	198	268
Other debtors	<u>-</u>	<u>70</u>
	<u>198</u>	<u>338</u>

15. CREDITORS: AMOUNTS FALLING DUE WITHIN ONE YEAR

	2023	2022
	£	£
Bank loans and overdrafts (see note 16)	2,410	107
Trade creditors	-	3
Other creditors	<u>7,655</u>	<u>7,655</u>
	<u>10,065</u>	<u>7,765</u>

16. LOANS

An analysis of the maturity of loans is given below:

	2023	2022
	£	£
Amounts falling due within one year on demand:		
Bank overdrafts	<u>2,410</u>	<u>107</u>

Aled Mission Area

Notes to the Financial Statements - continued
for the year ended 31 December 2023

17. MOVEMENT IN FUNDS

	At 1/1/23 £	Net movement in funds £	Transfers between funds £	At 31/12/23 £
Unrestricted funds				
General fund	1,490,608	(182,226)	61,631	1,370,013
Designated Funds	-	18,408	(7,185)	11,223
RS Garden Fund	1,133	-	-	1,133
Beryl Lloyd Memorial (Designated)	500	-	-	500
Reordering fund (Designated)	91,801	(16,987)	-	74,814
	1,584,042	(180,805)	54,446	1,457,683
Restricted funds				
Organ fund	11,069	1	(100)	10,970
CIF	17,153	-	-	17,153
Churchyard Maintenance Fund	1,029	724	-	1,753
COIF Restoration Fund	9,988	-	-	9,988
Church Yard Fund	18,223	-	(2,656)	15,567
Llanelian Churchyard Fund	14,023	-	-	14,023
St Michaels Church Yard	6,748	-	-	6,748
Trofarth Church Yard	674	-	-	674
Churchyard	14,011	(46)	18	13,983
Churchyard Fund	3,366	122	(35)	3,453
Churchyard fund	65,934	(2,655)	(45,541)	17,738
Outdoor Crib	5,000	-	-	5,000
Frost Trust Fund	3,067	219	100	3,386
CCLA Organ Fund	1,482	-	-	1,482
Restoration	(915)	-	(2,091)	(3,006)
Social & Pastoral	-	-	1,107	1,107
Colwyn Bay CC Youth Work	1,000	-	(1,000)	-
Agency Collections	198	(915)	717	-
SED Memorial (Designated) Fund	1,035	-	1,035	2,070
Deposit Account (Designated) Fund	12,982	-	(6,000)	6,982
St Trillo Chancel Repair Fund (Restricted) Fund	440	73	-	513
St Asaph DBF Administrator Grant	11,571	3,044	-	14,615
DBF Coronavirus Emergency Fund Grant	482	-	-	482
Martin Stewart Bequest	5,000	-	-	5,000
Church Army (Designated) Fund	109	(230)	-	(121)
Bells - Carrillion Repairs Fund (Restricted) Fund	8,000	(2,400)	-	5,600
PA - PA & Hearing Loop Fund (Restricted) Fund	7,500	-	-	7,500
Chancel Repair fund	-	566	-	566
Llanddewi graves	-	22,043	-	22,043
	219,169	20,546	(54,446)	185,269
Endowment funds				
St Trillo L I Leather Legacy (Endowment) Fund	7,008	391	-	7,399
St Trillo Somers Gift (Endowment) Fund	4,198	280	-	4,478
	11,206	671	-	11,877
TOTAL FUNDS	<u>1,814,417</u>	<u>(159,588)</u>	<u>-</u>	<u>1,654,829</u>

Aled Mission Area

**Notes to the Financial Statements - continued
for the year ended 31 December 2023**

17. MOVEMENT IN FUNDS - continued

Net movement in funds, included in the above are as follows:

	Incoming resources £	Resources expended £	Gains and losses £	Movement in funds £
Unrestricted funds				
General fund	555,836	(733,377)	(4,685)	(182,226)
Designated Funds	-	18,408	-	18,408
Reordering fund (Designated)	-	(16,987)	-	(16,987)
	555,836	(731,956)	(4,685)	(180,805)
Restricted funds				
Organ fund	1	-	-	1
Churchyard Maintenance Fund	1,034	(310)	-	724
Churchyard	(46)	-	-	(46)
Churchyard Fund	2,147	(2,025)	-	122
Churchyard fund	2,427	(5,429)	347	(2,655)
Frost Trust Fund	330	(288)	177	219
Agency Collections	-	(915)	-	(915)
St Trillo Chancel Repair Fund (Restricted) Fund	-	-	73	73
St Asaph DBF Administrator Grant	4,300	(1,256)	-	3,044
Church Army (Designated) Fund	500	(730)	-	(230)
Bells - Carrillion Repairs Fund (Restricted) Fund	-	(2,400)	-	(2,400)
Chancel Repair fund	-	-	566	566
Llanddewi graves	-	-	22,043	22,043
	10,693	(13,353)	23,206	20,546
Endowment funds				
St Trillo L I Leather Legacy (Endowment) Fund	-	-	391	391
St Trillo Somers Gift (Endowment) Fund	-	-	280	280
	-	-	671	671
TOTAL FUNDS	<u>566,529</u>	<u>(745,309)</u>	<u>19,192</u>	<u>(159,588)</u>

Aled Mission Area

Notes to the Financial Statements - continued
for the year ended 31 December 2023

17. MOVEMENT IN FUNDS - continued

Comparatives for movement in funds

	At 1/1/22 £	Net movement in funds £	Transfers between funds £	At 31/12/22 £
Unrestricted funds				
General fund	1,494,909	(26,999)	22,698	1,490,608
RS Garden Fund	1,133	-	-	1,133
Beryl Lloyd Memorial (Designated)	500	-	-	500
Reordering fund (Designated)	<u>66,801</u>	<u>-</u>	<u>25,000</u>	<u>91,801</u>
	1,563,343	(26,999)	47,698	1,584,042
Restricted funds				
Organ fund	-	64	11,006	11,070
CIF	16,444	709	-	17,153
Churchyard Maintenance Fund	3,009	(1,980)	-	1,029
COIF Restoration Fund	9,988	-	-	9,988
Church Yard Fund	5,846	6,121	6,256	18,223
Llanelian Churchyard Fund	14,023	-	-	14,023
St Michaels Church Yard	6,748	-	-	6,748
Trofarth Church Yard	674	-	-	674
Churchyard	13,801	(6,721)	6,931	14,011
Churchyard Fund	2,378	691	297	3,366
Churchyard fund	65,934	-	-	65,934
Outdoor Crib	5,000	-	-	5,000
Frost Trust Fund	3,376	(309)	-	3,067
Organ Fund within Frost Trust	756	-	(756)	-
CCLA Organ Fund	1,482	-	-	1,482
Restoration	(915)	-	-	(915)
Social & Pastoral	2,142	(1)	(2,142)	(1)
Colwyn Bay CC Youth Work	1,000	-	-	1,000
Agency Collections	23,489	-	(23,291)	198
SED Memorial (Designated) Fund	1,035	-	-	1,035
Deposit Account (Designated) Fund	74,482	-	(61,500)	12,982
St Trillo Chancel Repair Fund (Restricted) Fund	677	(237)	-	440
St Asaph DBF Administrator Grant	8,304	3,267	-	11,571
DBF Coronavirus Emergency Fund Grant	482	-	-	482
Martin Stewart Bequest	5,000	-	-	5,000
Church Army (Designated) Fund	-	109	-	109
Bells - Carrillion Repairs Fund (Restricted) Fund	-	-	8,000	8,000
PA - PA & Hearing Loop Fund (Restricted) Fund	-	-	7,500	7,500
	265,155	1,713	(47,699)	219,169
Endowment funds				
St Trillo L I Leather Legacy (Endowment) Fund	7,829	(821)	-	7,008
St Trillo Somers Gift (Endowment) Fund	<u>4,787</u>	<u>(589)</u>	<u>-</u>	<u>4,198</u>
	12,616	(1,410)	-	11,206
TOTAL FUNDS	<u>1,841,114</u>	<u>(26,696)</u>	<u>(1)</u>	<u>1,814,417</u>

Aled Mission Area

**Notes to the Financial Statements - continued
for the year ended 31 December 2023**

17. MOVEMENT IN FUNDS - continued

Comparative net movement in funds, included in the above are as follows:

	Incoming resources £	Resources expended £	Gains and losses £	Movement in funds £
Unrestricted funds				
General fund	601,887	(599,542)	(29,344)	(26,999)
Restricted funds				
Organ fund	250	(186)	-	64
CIF	709	-	-	709
Churchyard Maintenance Fund	980	(2,960)	-	(1,980)
Church Yard Fund	551	(650)	6,220	6,121
Churchyard	228	-	(6,949)	(6,721)
Churchyard Fund	2,521	(1,830)	-	691
Frost Trust Fund	63	-	(372)	(309)
Social & Pastoral	(1)	-	-	(1)
St Trillo Chancel Repair Fund (Restricted) Fund	-	-	(237)	(237)
St Asaph DBF Administrator Grant	4,300	(1,033)	-	3,267
Church Army (Designated) Fund	<u>650</u>	<u>(541)</u>	<u>-</u>	<u>109</u>
	10,251	(7,200)	(1,338)	1,713
Endowment funds				
St Trillo L I Leather Legacy (Endowment) Fund	1	-	(822)	(821)
St Trillo Somers Gift (Endowment) Fund	<u>-</u>	<u>-</u>	<u>(589)</u>	<u>(589)</u>
	<u>1</u>	<u>-</u>	<u>(1,411)</u>	<u>(1,410)</u>
TOTAL FUNDS	<u>612,139</u>	<u>(606,742)</u>	<u>(32,093)</u>	<u>(26,696)</u>

Aled Mission Area

Notes to the Financial Statements - continued
for the year ended 31 December 2023

17. MOVEMENT IN FUNDS - continued

A current year 12 months and prior year 12 months combined position is as follows:

	At 1/1/22 £	Net movement in funds £	Transfers between funds £	At 31/12/23 £
Unrestricted funds				
General fund	1,494,909	(209,225)	84,329	1,370,013
Designated Funds	-	18,408	(7,185)	11,223
RS Garden Fund	1,133	-	-	1,133
Beryl Lloyd Memorial (Designated)	500	-	-	500
Reordering fund (Designated)	66,801	(16,987)	25,000	74,814
	1,563,343	(207,804)	102,144	1,457,683
Restricted funds				
Organ fund	-	65	10,906	10,971
CIF	16,444	709	-	17,153
Churchyard Maintenance Fund	3,009	(1,256)	-	1,753
COIF Restoration Fund	9,988	-	-	9,988
Church Yard Fund	5,846	6,121	3,600	15,567
Llanelian Churchyard Fund	14,023	-	-	14,023
St Michaels Church Yard	6,748	-	-	6,748
Trofarth Church Yard	674	-	-	674
Churchyard	13,801	(6,767)	6,949	13,983
Churchyard Fund	2,378	813	262	3,453
Churchyard fund	65,934	(2,655)	(45,541)	17,738
Outdoor Crib	5,000	-	-	5,000
Frost Trust Fund	3,376	(90)	100	3,386
Organ Fund within Frost Trust	756	-	(756)	-
CCLA Organ Fund	1,482	-	-	1,482
Restoration	(915)	-	(2,091)	(3,006)
Social & Pastoral	2,142	(1)	(1,035)	1,106
Colwyn Bay CC Youth Work	1,000	-	(1,000)	-
Agency Collections	23,489	(915)	(22,574)	-
SED Memorial (Designated) Fund	1,035	-	1,035	2,070
Deposit Account (Designated) Fund	74,482	-	(67,500)	6,982
St Trillo Chancel Repair Fund (Restricted) Fund	677	(164)	-	513
St Asaph DBF Administrator Grant	8,304	6,311	-	14,615
DBF Coronavirus Emergency Fund Grant	482	-	-	482
Martin Stewart Bequest	5,000	-	-	5,000
Church Army (Designated) Fund	-	(121)	-	(121)
Bells - Carrillion Repairs Fund (Restricted) Fund	-	(2,400)	8,000	5,600
PA - PA & Hearing Loop Fund (Restricted) Fund	-	-	7,500	7,500
Chancel Repair fund	-	566	-	566
Llanddewi graves	-	22,043	-	22,043
	265,155	22,259	(102,145)	185,269
Endowment funds				
St Trillo L I Leather Legacy (Endowment) Fund	7,829	(430)	-	7,399
St Trillo Somers Gift (Endowment) Fund	4,787	(309)	-	4,478
	12,616	(739)	-	11,877
TOTAL FUNDS	<u>1,841,114</u>	<u>(186,284)</u>	<u>(1)</u>	<u>1,654,829</u>

Aled Mission Area

**Notes to the Financial Statements - continued
for the year ended 31 December 2023**

17. MOVEMENT IN FUNDS - continued

A current year 12 months and prior year 12 months combined net movement in funds, included in the above are as follows:

	Incoming resources £	Resources expended £	Gains and losses £	Movement in funds £
Unrestricted funds				
General fund	1,157,723	(1,332,919)	(34,029)	(209,225)
Designated Funds	-	18,408	-	18,408
Reordering fund (Designated)	-	(16,987)	-	(16,987)
	<u>1,157,723</u>	<u>(1,331,498)</u>	<u>(34,029)</u>	<u>(207,804)</u>
Restricted funds				
Organ fund	251	(186)	-	65
CIF	709	-	-	709
Churchyard Maintenance Fund	2,014	(3,270)	-	(1,256)
Church Yard Fund	551	(650)	6,220	6,121
Churchyard	182	-	(6,949)	(6,767)
Churchyard Fund	4,668	(3,855)	-	813
Churchyard fund	2,427	(5,429)	347	(2,655)
Frost Trust Fund	393	(288)	(195)	(90)
Social & Pastoral	(1)	-	-	(1)
Agency Collections	-	(915)	-	(915)
St Trillo Chancel Repair Fund (Restricted) Fund	-	-	(164)	(164)
St Asaph DBF Administrator Grant	8,600	(2,289)	-	6,311
Church Army (Designated) Fund	1,150	(1,271)	-	(121)
Bells - Carrillion Repairs Fund (Restricted) Fund	-	(2,400)	-	(2,400)
Chancel Repair fund	-	-	566	566
Llanddewi graves	-	-	22,043	22,043
	<u>20,944</u>	<u>(20,553)</u>	<u>21,868</u>	<u>22,259</u>
Endowment funds				
St Trillo L I Leather Legacy (Endowment) Fund	1	-	(431)	(430)
St Trillo Somers Gift (Endowment) Fund	-	-	(309)	(309)
	<u>1</u>	<u>-</u>	<u>(740)</u>	<u>(739)</u>
TOTAL FUNDS	<u>1,178,668</u>	<u>(1,352,051)</u>	<u>(12,901)</u>	<u>(186,284)</u>

18. RELATED PARTY DISCLOSURES

There were no related party transactions for the year ended 31 December 2023.

Aled Mission Area

**Detailed Statement of Financial Activities
for the year ended 31 December 2023**

	2023 £	2022 £
INCOME AND ENDOWMENTS		
Donations and legacies		
Gifts	118,756	151,573
Donations	78,618	71,245
Gift aid	39,770	40,285
Legacies	10,500	68,467
Grants	114,059	92,102
Charitable activities	42,259	37,279
Insurance claims	905	4,273
	404,867	465,224
Other trading activities		
Fundraising events	82,248	56,235
Investment income		
Rents received	62,105	78,092
Other fixed asset invest - FII	11,471	10,563
Deposit account interest	5,838	2,025
	79,414	90,680
Total incoming resources	566,529	612,139
EXPENDITURE		
Other trading activities		
Parish share	-	22,951
Vergers, organists and choir	14,102	15,660
Music and performance expenses	5,407	4,780
Cost of meetings	455	80
Diocesan share	280,162	255,726
	300,126	299,197
Charitable activities		
Children & young people	1,900	1,634
Church publications	-	107
Parish mission work	7,570	3,606
Support of diocesan projects	10	100
Support of church charities	2,330	3,016
Support of external charities	76	2,168
Fundraising costs	1,432	1,469
Clergy expenses	13,750	7,656
Parish administrator	17,524	17,507
Leasing and hire costs	391	295
General expenditure	8,589	9,933
	53,572	47,491
Support costs		
Management		
Rates and water	3,994	3,085
Insurance	24,541	23,246
Light and heat	83,985	52,076
Telephone	1,642	3,552
Carried forward	114,162	81,959

This page does not form part of the statutory financial statements

Aled Mission Area

**Detailed Statement of Financial Activities
for the year ended 31 December 2023**

	2023	2022
	£	£
Management		
Brought forward	114,162	81,959
Postage and stationery	3,248	4,422
Repairs and maintenance	232,464	138,737
Cleaning	10,890	3,103
Maintenance of services	1,063	4,347
Depreciation	1,118	1,718
Churchyard management costs	<u>15,044</u>	<u>13,016</u>
	377,989	247,302
Finance		
Bank charges	1,557	1,456
Governance costs		
Professional fees	9,665	7,696
Accountancy and legal fees	<u>2,400</u>	<u>3,600</u>
	<u>12,065</u>	<u>11,296</u>
Total resources expended	<u>745,309</u>	<u>606,742</u>
Net (expenditure)/income	<u>(178,780)</u>	<u>5,397</u>

This page does not form part of the statutory financial statements

ALED MISSION AREA

England & Wales - Charity number 1180766

Accounts

Report of the Trustees and
Unaudited Financial Statements
for the Year Ended 31 December 2022
for
Aled Mission Area

Salisbury & Company
Chartered Accountants
Irish Square
Upper Denbigh Road
St Asaph
Denbighshire
LL17 0RN

Aled Mission Area

**Contents of the Financial Statements
for the year ended 31 December 2022**

	Page
Report of the Trustees	1 to 3
Independent Examiner's Report	4
Statement of Financial Activities	5
Balance Sheet	6
Cash Flow Statement	7
Notes to the Cash Flow Statement	8
Notes to the Financial Statements	9 to 19
Detailed Statement of Financial Activities	20 to 21

Aled Mission Area
Report of the Trustees
for the year ended 31 December 2022

The trustees present their report with the financial statements of the charity for the year ended 31 December 2022. The trustees have adopted the provisions of Accounting and Reporting by Charities: Statement of Recommended Practice applicable to charities preparing their accounts in accordance with the Financial Reporting Standard applicable in the UK and Republic of Ireland (FRS 102) (effective 1 January 2019).

OBJECTIVES AND ACTIVITIES

As required by the Charities Act 2011, the MISSION AREA CONFERENCE has given due regard to guidance published by the Charity Commission in respect of the operation of the public benefit requirement.

The activities undertaken to fulfil the MISSION AREA CONFERENCE's purposes for the public benefit are described and detailed hereunder. The Church in Wales is a Province within the Anglican Communion and seeks to advance the Christian religion through world-wide mission. It is the responsibility of the MISSION AREA CONFERENCE and the Incumbents to work together and co-operate in all matters of concern and importance to the MISSION AREA for the promotion of the mission of the Church, pastoral, evangelistic, social, and ecumenical in the MISSION AREA.

The MISSION AREA CONFERENCE is responsible, inter-alia, for the MISSION AREA budget and all expenditure thereunder, the care and maintenance of Church fabric and of the Churchyards, and for any action or other matter referred to it in accordance with the Constitution and is the normal channel of communication between the people of the MISSION AREA and the Diocesan Bishop.

THE MISSION AREA CONFERENCE PROVIDES A BENEFIT TO THE PUBLIC BY:

- a) The provision of regular public worship
- b) The provision of sacred space for personal prayer and contemplation.
- c) Pastoral work, including visiting the sick and the bereaved.
- d) Teaching of Christianity through sermons and small groups
- e) Taking of Assemblies in local schools
- f) Promotion of Christianity through staging of events and services, and the distribution of literature
- g) The provision of youth work with Christian ethos
- h) Promoting the whole mission and outreach of the Church in Wales in aiding community cohesion through provision of activities for older people, mothers and toddlers and other specific groups

Aled Mission Area
Report of the Trustees
for the year ended 31 December 2022

ACHIEVEMENT AND PERFORMANCE

The ALED Mission Area is comprised of 17 churches which in 2017 combined to form one organisation called the Aled Mission Area which became the charity for all the churches in the area. Previously each church had its own organisation and accounts but legally they are now all combined. The leadership is provided by a Mission Area Leader appointed by the Bishop, and two church wardens elected by the Mission Area Conference whose members are elected from each church. The large churches have two members and the smaller ones one member. All the ordained clergy are members ex officio as well as the Church Army Officer. Details of the names of the Trustees are attached at Appendix 1.

Our Mission Area Leader is Clive Myers who is unusually for this position is lay.

The first years of the Mission Area were difficult administratively as each of the accounts for the individual churches had to be combined but we are now up to date with our audits. During lockdown the Mission Area was fortunate in that the Diocese gave a rebate of the parish share which is the Mission Area's contribution to the running of the Diocese, which has helped our churches with the loss of income they have experienced. However, we are waiting to see if we receive any help with the problems with paying for much higher utilities which could make paying the share much more difficult.

The Mission Area has an organisational structure comprising an Executive which meets every month to undertake the general organisation, and whose minutes are approved by the Mission Area Conference which meets four times a year. There is also a committee where the Treasurers of each Church meet regularly to agree financial apportionment of costs and income, and a Buildings Committee which looks after the churches and buildings which are the responsibility of the Mission Area. The Shared Ministry Team is at the heart of the mission of the church for the area and during lockdown meets regularly to look at the need for services and how to provide them,

Our Vision

We, the Aled Mission Area, are a family of Churches, building up trust and mutual support.

We are diverse in geography, culture, language, and worship.

We are inspired and supported by prayer.

We aim to:

- **be woven and united in the love and life of Christ**
- **proclaim the Gospel in Word and deed in our communities and in the world**
- **grow and nurture followers of Jesus**

From this vision we have discerned three areas in which we have work to do:

- **How we as a group of churches work together**
- **How and whom we serve**
- **How we bring people inside and outside our churches**

In 2020 there was a Review by the Diocese of the Mission area with recommendations for action and improvement which was set out in the previous Annual Report and a Mission Area Plan was drawn up and despite the restrictions of lockdown many of the actions have been implemented. There have been several focus groups to take forward the work as follows:

- Children and Young People
- Leading your church into growth
- Worship
- Welsh and Rural

This year as the restrictions of lockdown reduced the churches have continued to provide church services in a variety of formats from Zoom Services, telephone services, services on Facebook and You Tube so that no one who wants to be able to access a service whether face to face or virtually is disadvantaged. Most meetings and activities have now resumed in face-to-face mode, but the use of virtual meetings in a far-flung Mission Area has continued for the Executive and for three of the Mission Area Conferences as it obviates the need for so much travelling and saves time.

Some of the highlights of the year have included:

- An online course for Enquirers has been held
- A Church Army Officer has been appointed as the lead evangelist in the North Coast of Wales Centre of Mission, based in Canolfan Dewi Sant and she is attracting a good number of people in for activities, many based on shared food, in the Centre
- A chaplaincy in Ysgol ap Emrys has been started
- A successful Vision Night for young people was held
- Contemporary Worship services have been held both inside the church and outside at St Cynbryd's
- Online giving has stood up well during the lockdown
- St Paul's Church was open all day for the community to come and offer creative prayers for Ukraine
- Christmas and Easter Hampers delivered with the help of Homestart to the families they serve
- Reordering projects in several churches proceeding to enable them to open up for more community activities during the week

Aled Mission Area

Report of the Trustees
for the year ended 31 December 2022

- Warm hubs opening in some of our churches for those who need warmth and company
- There was a joint service for all churches in the Mission Area in October at which the Bishop preached to 160 people
- Celtic services in St Michael's Betws yn Rhos have been well supported
- Leading your church into growth online course
- Mission Area Lent Compline service
- Musical week for children in St Pauls based on the musical Joseph

And of course, there is all the usual round of Sunday and Mid-Week services, funerals, weddings, baptisms which have started up again as have individual church social activities which had been stopped.

In 2023 we will be working in Focus Groups on the main areas for action and looking at what projects can best be supported.

FINANCIAL REVIEW

Reserves policy

The MISSION AREA CONFERENCE aims to retain a balance of unrestricted "free" reserves to provide working capital, and to meet any future shortfalls in receipts or unexpected payments, at least equal to 9 months payments. The unrestricted free reserves totalling £988,110 is in line with this policy.

The consolidated balance sheet for the year, and the assets and liabilities at the year-end, are shown in the statements of account which accompany this report. Further detail of the results for the year and the Statement of Financial Activities as at 31 December 2022 are included in the ACHIEVEMENTS AND PERFORMANCE section of this report above.

Total funds carried forward at year end are represented by unrestricted funds totalling £1,584,042, restricted funds totalling £219,169 and endowment funds totalling £11,206 as shown by the Statement of Assets and Liabilities (Cash Funds, plus Other Monetary Assets, plus Investments, less Liabilities).

STRUCTURE, GOVERNANCE AND MANAGEMENT

The Church in Wales is governed by its Constitution, set up under section 13(1) of the Welsh Church Acts 1914, as amended from time to time by its Governing Body. The MISSION AREA CONFERENCE is not a body corporate. Its composition, procedures and powers are regulated by the Constitution, which provides that before assuming office, every member must sign a declaration that he or she will be bound by the Constitution.

The Constitution provides that the members of the MISSION AREA CONFERENCE shall be: The Incumbent, Vicars and Assistant Curates; two Church Wardens, one appointed by the Incumbent and one elected at the Annual Vestry Meeting(AVM); two Sub-wardens for each Church where there is more than one Church in the MISSION AREA, one appointed by the Incumbent and one elected at the AVM; Up to 25 lay members elected at the AVM; co-opted Secretary and Treasurer (if not already ex-officio or elected); and up to 7 further co-opted members. Lay, communicant persons over the age of 16 may be entered on an Electoral Roll (subject to certain conditions) and all such persons, so entered, are entitled to vote and to stand for election.

REFERENCE AND ADMINISTRATIVE DETAILS NUMBER

1176095

REGISTERED

20th November 2018

ALED MISSION AREA is situated in:

The Archdeaconry of St Asaph within the Diocese of St Asaph

CORRESPONDENCE ADDRESS:

36a Llandudno Road, Rhos on Sea, Colwyn Bay, LL28 4UD

Approved by order of the board of trustees on23/10/2023..... and signed on its behalf by:



.....
Mr C Myers - Trustee

**Independent Examiner's Report to the Trustees of
Aled Mission Area**

Independent examiner's report to the trustees of Aled Mission Area

I report to the charity trustees on my examination of the accounts of Aled Mission Area (the Trust) for the year ended 31 December 2022.

Responsibilities and basis of report

As the charity trustees of the Trust you are responsible for the preparation of the accounts in accordance with the requirements of the Charities Act 2011 ('the Act').

I report in respect of my examination of the Trust's accounts carried out under Section 145 of the Act and in carrying out my examination I have followed all applicable Directions given by the Charity Commission under Section 145(5)(b) of the Act.

Independent examiner's statement

Since your charity's gross income exceeded £250,000 your examiner must be a member of a listed body. I can confirm that I am qualified to undertake the examination because I am a member of the Institute of Chartered Accountants in England and Wales, which is one of the listed bodies.

I have completed my examination. I confirm that no material matters have come to my attention in connection with the examination giving me cause to believe that in any material respect:

1. accounting records were not kept in respect of the Trust as required by Section 130 of the Act, or
2. the accounts do not accord with those records; or
3. the accounts do not comply with the applicable requirements concerning the form and content of accounts set out in the Charities (Accounts and Reports) Regulations 2008 other than any requirement that the accounts give a true and fair view which is not a matter considered as part of an independent examination.

I have no concerns and have come across no other matters in connection with the examination to which attention should be drawn in this report in order to enable a proper understanding of the accounts to be reached.



Aled Roberts
The Institute of Chartered Accountants in England and Wales

Salisbury & Company
Chartered Accountants
Irish Square
Upper Denbigh Road
St Asaph
Denbighshire
LL17 0RN

Date: 24.10.2023

Aled Mission Area

Statement of Financial Activities
for the year ended 31 December 2022

	Notes	Unrestricted funds £	Restricted funds £	Endowment funds £	2022 Total funds £	2021 Total funds £
INCOME AND ENDOWMENTS FROM						
Donations and legacies	2	455,790	9,433	1	465,224	520,257
Other trading activities	3	56,235	-	-	56,235	76,146
Investment income	4	<u>89,862</u>	<u>818</u>	<u>-</u>	<u>90,680</u>	<u>70,215</u>
Total		<u>601,887</u>	<u>10,251</u>	<u>1</u>	<u>612,139</u>	<u>666,618</u>
EXPENDITURE ON						
Raising funds	5	553,680	5,571	-	559,251	471,798
Charitable activities						
Costs of generating voluntary income	6	<u>45,862</u>	<u>1,629</u>	<u>-</u>	<u>47,491</u>	<u>49,254</u>
Total		<u>599,542</u>	<u>7,200</u>	<u>-</u>	<u>606,742</u>	<u>521,052</u>
Net gains/(losses) on investments		<u>(29,344)</u>	<u>(1,338)</u>	<u>(1,411)</u>	<u>(32,093)</u>	<u>12,192</u>
NET INCOME/(EXPENDITURE)		(26,999)	1,713	(1,410)	(26,696)	157,758
Transfers between funds	17	<u>47,698</u>	<u>(47,699)</u>	<u>-</u>	<u>-</u>	<u>-</u>
Net movement in funds		20,699	(45,986)	(1,410)	(26,697)	157,758
RECONCILIATION OF FUNDS						
Total funds brought forward		<u>1,563,343</u>	<u>265,155</u>	<u>12,616</u>	<u>1,841,114</u>	<u>1,683,356</u>
TOTAL FUNDS CARRIED FORWARD		<u>1,584,042</u>	<u>219,169</u>	<u>11,206</u>	<u>1,814,417</u>	<u>1,841,114</u>


The notes form part of these financial statements

Aled Mission Area

**Balance Sheet
31 December 2022**

	Notes	Unrestricted funds £	Restricted funds £	Endowment funds £	2022 Total funds £	2021 Total funds £
FIXED ASSETS						
Tangible assets	10	65,932	-	-	65,932	67,650
Investments						
Investments	11	25,886	440	11,206	37,532	41,974
Investment property	12	530,000	-	-	530,000	530,000
Social investments	13	<u>367,980</u>	<u>62,349</u>	<u>-</u>	<u>430,329</u>	<u>492,379</u>
		989,798	62,789	11,206	1,063,793	1,132,003
CURRENT ASSETS						
Debtors	14	140	198	-	338	198
Cash at bank		<u>600,845</u>	<u>157,206</u>	<u>-</u>	<u>758,051</u>	<u>710,026</u>
		600,985	157,404	-	758,389	710,224
CREDITORS						
Amounts falling due within one year	15	<u>(6,741)</u>	<u>(1,024)</u>	<u>-</u>	<u>(7,765)</u>	<u>(1,113)</u>
NET CURRENT ASSETS		<u>594,244</u>	<u>156,380</u>	<u>-</u>	<u>750,624</u>	<u>709,111</u>
TOTAL ASSETS LESS CURRENT LIABILITIES		<u>1,584,042</u>	<u>219,169</u>	<u>11,206</u>	<u>1,814,417</u>	<u>1,841,114</u>
NET ASSETS		<u>1,584,042</u>	<u>219,169</u>	<u>11,206</u>	<u>1,814,417</u>	<u>1,841,114</u>
FUNDS	17					
Unrestricted funds					1,584,042	1,563,343
Restricted funds					219,169	265,155
Endowment funds					<u>11,206</u>	<u>12,616</u>
TOTAL FUNDS					<u>1,814,417</u>	<u>1,841,114</u>

The financial statements were approved by the Board of Trustees and authorised for issue on 23.10.2023 and were signed on its behalf by:


.....
Mr C Myers - Trustee

Aled Mission Area

Cash Flow Statement
for the year ended 31 December 2022

	Notes	2022 £	2021 £
Cash flows from operating activities			
Cash generated from operations	1	<u>1,100</u>	<u>131,514</u>
Net cash provided by operating activities		<u>1,100</u>	<u>131,514</u>
Cash flows from investing activities			
Purchase of tangible fixed assets		-	(64,814)
Purchase of social investments		-	(199,805)
Sale of tangible fixed assets		-	100,000
Sale of social investments		34,400	-
Interest received		2,025	1,230
Dividends received		<u>10,563</u>	<u>11,272</u>
Net cash provided by/(used in) investing activities		<u>46,988</u>	<u>(152,117)</u>
Cash flows from financing activities			
Income attributable to endowment		<u>1</u>	<u>-</u>
Net cash provided by financing activities		<u>1</u>	<u>-</u>
Change in cash and cash equivalents in the reporting period			
		48,089	(20,603)
Cash and cash equivalents at the beginning of the reporting period	2	<u>709,855</u>	<u>730,458</u>
Cash and cash equivalents at the end of the reporting period	2	<u>757,944</u>	<u>709,855</u>

The notes form part of these financial statements

Aled Mission Area

Notes to the Cash Flow Statement
for the year ended 31 December 2022

1. RECONCILIATION OF NET (EXPENDITURE)/INCOME TO NET CASH FLOW FROM OPERATING ACTIVITIES			
		2022	2021
		£	£
Net (expenditure)/income for the reporting period (as per the Statement of Financial Activities)		(26,696)	157,758
Adjustments for:			
Depreciation charges		-	3,554
Losses/(gain) on investments		32,093	(12,192)
Interest received		(2,025)	(1,230)
Dividends received		(10,563)	(11,272)
Income attributable to endowment		(1)	-
Decrease in debtors		1,576	69
Increase/(decrease) in creditors		<u>6,716</u>	<u>(5,173)</u>
Net cash provided by operations		<u>1,100</u>	<u>131,514</u>
2. ANALYSIS OF CASH AND CASH EQUIVALENTS			
		2022	2021
		£	£
Notice deposits (less than 3 months)		758,051	710,026
Overdrafts included in bank loans and overdrafts falling due within one year		<u>(107)</u>	<u>(171)</u>
Total cash and cash equivalents		<u>757,944</u>	<u>709,855</u>
3. ANALYSIS OF CHANGES IN NET FUNDS			
	At 1/1/22	Cash flow	At 31/12/22
	£	£	£
Net cash			
Cash at bank	710,026	48,025	758,051
Bank overdraft	<u>(171)</u>	<u>64</u>	<u>(107)</u>
	<u>709,855</u>	<u>48,089</u>	<u>757,944</u>
Total	<u>709,855</u>	<u>48,089</u>	<u>757,944</u>

The notes form part of these financial statements

Aled Mission Area

Notes to the Financial Statements for the year ended 31 December 2022

1. ACCOUNTING POLICIES

Basis of preparing the financial statements

The financial statements of the charity, which is a public benefit entity under FRS 102, have been prepared in accordance with the Charities SORP (FRS 102) 'Accounting and Reporting by Charities: Statement of Recommended Practice applicable to charities preparing their accounts in accordance with the Financial Reporting Standard applicable in the UK and Republic of Ireland (FRS 102) (effective 1 January 2019)', Financial Reporting Standard 102 'The Financial Reporting Standard applicable in the UK and Republic of Ireland' and the Charities Act 2011. The financial statements have been prepared under the historical cost convention, with the exception of investments which are included at market value, as modified by the revaluation of certain assets.

Going concern

The trustees have reviewed the charity's performance and all other considerations, and as a result believe that the going concern basis is reasonable.

Income

All income is recognised in the Statement of Financial Activities once the charity has entitlement to the funds, it is probable that the income will be received and the amount can be measured reliably.

Expenditure

Liabilities are recognised as expenditure as soon as there is a legal or constructive obligation committing the charity to that expenditure, it is probable that a transfer of economic benefits will be required in settlement and the amount of the obligation can be measured reliably. Expenditure is accounted for on an accruals basis and has been classified under headings that aggregate all cost related to the category. Where costs cannot be directly attributed to particular headings they have been allocated to activities on a basis consistent with the use of resources.

Tangible fixed assets

Depreciation is provided at the following annual rates in order to write off each asset over its estimated useful life.

Investment property

Investment property is shown at most recent valuation. Any aggregate surplus or deficit arising from changes in fair value is recognised in the Statement of Financial Activities.

Taxation

The charity is exempt from tax on its charitable activities.

Fund accounting

Unrestricted funds can be used in accordance with the charitable objectives at the discretion of the trustees.

Restricted funds can only be used for particular restricted purposes within the objects of the charity. Restrictions arise when specified by the donor or when funds are raised for particular restricted purposes.

Further explanation of the nature and purpose of each fund is included in the notes to the financial statements.

2. DONATIONS AND LEGACIES

	2022	2021
	£	£
Gifts	151,573	140,845
Donations	71,245	50,713
Gift aid	40,285	37,304
Legacies	68,467	146,635
Grants	92,102	114,580
Charitable activities	37,279	24,830
Insurance claims	4,273	5,350
	<u>465,224</u>	<u>520,257</u>

Grants received, included in the above, are as follows:

	2022	2021
	£	£
Support of charitable activities	<u>92,102</u>	<u>114,580</u>

Aled Mission Area

**Notes to the Financial Statements - continued
for the year ended 31 December 2022**

3. OTHER TRADING ACTIVITIES			2022	2021
			£	£
Fundraising events			<u>56,235</u>	<u>76,146</u>
4. INVESTMENT INCOME			2022	2021
			£	£
Rents received			78,092	57,713
Other fixed asset invest - FII			10,563	11,272
Deposit account interest			<u>2,025</u>	<u>1,230</u>
			<u>90,680</u>	<u>70,215</u>
5. RAISING FUNDS				
Raising donations and legacies			2022	2021
			£	£
Support costs			<u>260,054</u>	<u>149,127</u>
Other trading activities			2022	2021
			£	£
Parish share			22,951	-
Vergers, organists and choir			15,660	9,417
Music and performance expenses			4,780	3,600
Cost of meetings			80	20
Diocesan share			<u>255,726</u>	<u>309,634</u>
			<u>299,197</u>	<u>322,671</u>
Aggregate amounts			<u>559,251</u>	<u>471,798</u>
6. CHARITABLE ACTIVITIES COSTS				Direct Costs
				£
Costs of generating voluntary income				<u>47,491</u>
7. SUPPORT COSTS				
	Management	Finance	Governance costs	Totals
	£	£	£	£
Raising donations and legacies	<u>247,302</u>	<u>1,456</u>	<u>11,296</u>	<u>260,054</u>

Aled Mission Area

Notes to the Financial Statements - continued
for the year ended 31 December 2022

8. TRUSTEES' REMUNERATION AND BENEFITS

There were no trustees' remuneration or other benefits for the year ended 31 December 2022 nor for the year ended 31 December 2021.

Trustees' expenses

There were no trustees' expenses paid for the year ended 31 December 2022 nor for the year ended 31 December 2021.

9. COMPARATIVES FOR THE STATEMENT OF FINANCIAL ACTIVITIES

	Unrestricted funds £	Restricted funds £	Endowment funds £	Total funds £
INCOME AND ENDOWMENTS FROM				
Donations and legacies	478,681	41,576	-	520,257
Other trading activities	74,464	1,682	-	76,146
Investment income	<u>70,095</u>	<u>120</u>	<u>-</u>	<u>70,215</u>
Total	<u>623,240</u>	<u>43,378</u>	<u>-</u>	<u>666,618</u>
EXPENDITURE ON				
Raising funds	465,119	6,679	-	471,798
Charitable activities				
Costs of generating voluntary income	<u>49,154</u>	<u>100</u>	<u>-</u>	<u>49,254</u>
Total	<u>514,273</u>	<u>6,779</u>	<u>-</u>	<u>521,052</u>
Net gains on investments	<u>11,163</u>	<u>571</u>	<u>458</u>	<u>12,192</u>
NET INCOME	120,130	37,170	458	157,758
Transfers between funds	<u>(27,072)</u>	<u>27,072</u>	<u>-</u>	<u>-</u>
Net movement in funds	93,058	64,242	458	157,758
RECONCILIATION OF FUNDS				
Total funds brought forward	<u>1,470,284</u>	<u>200,914</u>	<u>12,158</u>	<u>1,683,356</u>
TOTAL FUNDS CARRIED FORWARD	<u>1,563,342</u>	<u>265,156</u>	<u>12,616</u>	<u>1,841,114</u>

10. TANGIBLE FIXED ASSETS

	Improvements to property £	Fixtures and fittings £	Totals £
COST			
At 1 January 2022 and 31 December 2022	<u>64,814</u>	<u>19,282</u>	<u>84,096</u>
DEPRECIATION			
At 1 January 2022	-	16,446	16,446
Charge for year	<u>-</u>	<u>1,718</u>	<u>1,718</u>
At 31 December 2022	<u>-</u>	<u>18,164</u>	<u>18,164</u>
NET BOOK VALUE			
At 31 December 2022	<u>64,814</u>	<u>1,118</u>	<u>65,932</u>
At 31 December 2021	<u>64,814</u>	<u>2,836</u>	<u>67,650</u>

Aled Mission Area

**Notes to the Financial Statements - continued
for the year ended 31 December 2022**

11. FIXED ASSET INVESTMENTS

	Listed investments £
MARKET VALUE	
At 1 January 2022	41,974
Unrealised investment gains	<u>(4,442)</u>
At 31 December 2022	<u>37,532</u>
NET BOOK VALUE	
At 31 December 2022	<u>37,532</u>
At 31 December 2021	<u>41,974</u>

There were no investment assets outside the UK.

Cost or valuation at 31 December 2022 is represented by:

	Listed investments £
Losses in 2022	(4,442)
Cost	<u>41,974</u>
	<u>37,532</u>

12. INVESTMENT PROPERTY

	£
FAIR VALUE	
At 1 January 2022 and 31 December 2022	<u>530,000</u>
NET BOOK VALUE	
At 31 December 2022	<u>530,000</u>
At 31 December 2021	<u>530,000</u>

Fair value at 31 December 2022 is represented by:

	£
Valuation in 2022	<u>530,000</u>

Investment property relates to the church houses of St Paul's Church, Colwyn Bay. Although properties held by the mission area are owned by the Representative Body of Church in Wales, they are held in trust for the churches and are therefore included in the Mission Area accounts.

13. SOCIAL INVESTMENTS

	Other investments £
MARKET VALUE	
At 1 January 2022	492,379
Disposals	(34,400)
Revaluations	<u>(27,650)</u>
At 31 December 2022	<u>430,329</u>
NET BOOK VALUE	
At 31 December 2022	<u>430,329</u>
At 31 December 2021	<u>492,379</u>

Aled Mission Area

Notes to the Financial Statements - continued
for the year ended 31 December 2022

13. SOCIAL INVESTMENTS - continued

Cost or valuation at 31 December 2022 is represented by:

	Other investments
	£
Losses in 2022	(27,650)
Cost	<u>457,979</u>
	<u>430,329</u>

14. DEBTORS: AMOUNTS FALLING DUE WITHIN ONE YEAR

	2022	2021
	£	£
Trade debtors	268	198
Other debtors	<u>70</u>	<u>-</u>
	<u>338</u>	<u>198</u>

15. CREDITORS: AMOUNTS FALLING DUE WITHIN ONE YEAR

	2022	2021
	£	£
Bank loans and overdrafts (see note 16)	107	171
Trade creditors	3	942
Other creditors	<u>7,655</u>	<u>-</u>
	<u>7,765</u>	<u>1,113</u>

16. LOANS

An analysis of the maturity of loans is given below:

	2022	2021
	£	£
Amounts falling due within one year on demand:		
Bank overdrafts	<u>107</u>	<u>171</u>

Bank overdrafts relates to Frost Trust Fund which is overspent as at the year end.

Aled Mission Area

**Notes to the Financial Statements - continued
for the year ended 31 December 2022**

17. MOVEMENT IN FUNDS

	At 1/1/22 £	Net movement in funds £	Transfers between funds £	At 31/12/22 £
Unrestricted funds				
General fund	1,494,909	(26,999)	22,698	1,490,608
RS Garden Fund	1,133	-	-	1,133
Beryl Lloyd Memorial (Designated)	500	-	-	500
Reordering fund (Designated)	<u>66,801</u>	<u>-</u>	<u>25,000</u>	<u>91,801</u>
	1,563,343	(26,999)	47,698	1,584,042
Restricted funds				
Organ fund	-	64	11,006	11,070
CIF	16,444	709	-	17,153
Churchyard Maintenance Fund	3,009	(1,980)	-	1,029
COIF Restoration Fund	9,988	-	-	9,988
Church Yard Fund	5,846	6,121	6,256	18,223
Llanelian Churchyard Fund	14,023	-	-	14,023
St Michaels Church Yard	6,748	-	-	6,748
Trofarth Church Yard	674	-	-	674
Churchyard	13,801	(6,721)	6,931	14,011
Churchyard Fund	2,378	691	297	3,366
Churchyard fund	65,934	-	-	65,934
Outdoor Crib	5,000	-	-	5,000
Frost Trust Fund	3,376	(309)	-	3,067
Organ Fund within Frost Trust	756	-	(756)	-
CCLA Organ Fund	1,482	-	-	1,482
Restoration	(915)	-	-	(915)
Social & Pastoral	2,142	(1)	(2,142)	-
Colwyn Bay CC Youth Work	1,000	-	-	1,000
Agency Collections	23,489	-	(23,291)	198
SED Memorial (Designated) Fund	1,035	-	-	1,035
Deposit Account (Designated) Fund	74,482	-	(61,500)	12,982
St Trillo Chancel Repair Fund (Restricted) Fund	677	(237)	-	440
St Asaph DBF Administrator Grant	8,304	3,267	-	11,571
DBF Coronavirus Emergency Fund Grant	482	-	-	482
Martin Stewart Bequest	5,000	-	-	5,000
Church Army (Designated) Fund	-	109	-	109
Bells - Carrillion Repairs Fund (Restricted) Fund	-	-	8,000	8,000
PA - PA & Hearing Loop Fund (Restricted) Fund	<u>-</u>	<u>-</u>	<u>7,500</u>	<u>7,500</u>
	265,155	1,713	(47,699)	219,169
Endowment funds				
St Trillo L I Leather Legacy (Endowment) Fund	7,829	(821)	-	7,008
St Trillo Somers Gift (Endowment) Fund	<u>4,787</u>	<u>(589)</u>	<u>-</u>	<u>4,198</u>
	<u>12,616</u>	<u>(1,410)</u>	<u>-</u>	<u>11,206</u>
TOTAL FUNDS	<u><u>1,841,114</u></u>	<u><u>(26,696)</u></u>	<u><u>-</u></u>	<u><u>1,814,417</u></u>

Aled Mission Area

**Notes to the Financial Statements - continued
for the year ended 31 December 2022**

17. MOVEMENT IN FUNDS - continued

Net movement in funds, included in the above are as follows:

	Incoming resources £	Resources expended £	Gains and losses £	Movement in funds £
Unrestricted funds				
General fund	601,887	(599,542)	(29,344)	(26,999)
Restricted funds				
Organ fund	250	(186)	-	64
CIF	709	-	-	709
Churchyard Maintenance Fund	980	(2,960)	-	(1,980)
Church Yard Fund	551	(650)	6,220	6,121
Churchyard	228	-	(6,949)	(6,721)
Churchyard Fund	2,521	(1,830)	-	691
Frost Trust Fund	63	-	(372)	(309)
Social & Pastoral	(1)	-	-	(1)
St Trillo Chancel Repair Fund (Restricted) Fund	-	-	(237)	(237)
St Asaph DBF Administrator Grant	4,300	(1,033)	-	3,267
Church Army (Designated) Fund	<u>650</u>	<u>(541)</u>	<u>-</u>	<u>109</u>
	10,251	(7,200)	(1,338)	1,713
Endowment funds				
St Trillo L I Leather Legacy (Endowment) Fund	1	-	(822)	(821)
St Trillo Somers Gift (Endowment) Fund	<u>-</u>	<u>-</u>	<u>(589)</u>	<u>(589)</u>
	<u>1</u>	<u>-</u>	<u>(1,411)</u>	<u>(1,410)</u>
TOTAL FUNDS	<u>612,139</u>	<u>(606,742)</u>	<u>(32,093)</u>	<u>(26,696)</u>

Aled Mission Area

**Notes to the Financial Statements - continued
for the year ended 31 December 2022**

17. MOVEMENT IN FUNDS - continued

Comparatives for movement in funds

	At 1/1/21 £	Net movement in funds £	Transfers between funds £	At 31/12/21 £
Unrestricted funds				
General fund	1,459,428	69,738	(34,257)	1,494,909
Designated Funds	9,723	(16,908)	7,185	-
RS Garden Fund	1,133	-	-	1,133
Beryl Lloyd Memorial (Designated)	-	500	-	500
Reordering fund (Designated)	-	66,801	-	66,801
	<u>1,470,284</u>	<u>120,131</u>	<u>(27,072)</u>	<u>1,563,343</u>
Restricted funds				
CIF	16,444	-	-	16,444
Churchyard Maintenance Fund	231	2,778	-	3,009
COIF Restoration Fund	9,988	-	-	9,988
Church Yard Fund	4,585	1,261	-	5,846
Llanelian Churchyard Fund	14,023	-	-	14,023
St Michaels Church Yard	6,748	-	-	6,748
Trofarth Church Yard	674	-	-	674
Churchyard	-	158	13,643	13,801
Churchyard Fund	15,740	(148)	(13,214)	2,378
Churchyard fund	65,934	-	-	65,934
Outdoor Crib	5,000	-	-	5,000
Frost Trust Fund	3,139	237	-	3,376
Organ Fund within Frost Trust	444	249	63	756
CCLA Organ Fund	1,482	-	-	1,482
Restoration	(3,006)	-	2,091	(915)
Social & Pastoral	2,133	9	-	2,142
Colwyn Bay CC Youth Work	-	-	1,000	1,000
Agency Collections	(23,291)	23,291	23,489	23,489
SED Memorial (Designated) Fund	1,035	-	-	1,035
Deposit Account (Designated) Fund	74,482	-	-	74,482
St Trillo Chancel Repair Fund (Restricted) Fund	445	232	-	677
St Asaph DBF Administrator Grant	4,202	4,102	-	8,304
DBF Coronavirus Emergency Fund Grant	482	-	-	482
Martin Stewart Bequest	-	5,000	-	5,000
	<u>200,914</u>	<u>37,169</u>	<u>27,072</u>	<u>265,155</u>
Endowment funds				
St Trillo L I Leather Legacy (Endowment) Fund	7,081	748	-	7,829
St Trillo Somers Gift (Endowment) Fund	5,077	(290)	-	4,787
	<u>12,158</u>	<u>458</u>	<u>-</u>	<u>12,616</u>
TOTAL FUNDS	<u><u>1,683,356</u></u>	<u><u>157,758</u></u>	<u><u>-</u></u>	<u><u>1,841,114</u></u>

Aled Mission Area

**Notes to the Financial Statements - continued
for the year ended 31 December 2022**

17. MOVEMENT IN FUNDS - continued

Comparative net movement in funds, included in the above are as follows:

	Incoming resources £	Resources expended £	Gains and losses £	Movement in funds £
Unrestricted funds				
General fund	572,840	(514,265)	11,163	69,738
Designated Funds	-	(16,908)	-	(16,908)
Beryl Lloyd Memorial (Designated)	500	-	-	500
Reordering fund (Designated)	<u>49,900</u>	<u>16,901</u>	<u>-</u>	<u>66,801</u>
	623,240	(514,272)	11,163	120,131
Restricted funds				
Churchyard Maintenance Fund	3,399	(621)	-	2,778
Church Yard Fund	1,511	(250)	-	1,261
Churchyard	4,472	(4,314)	-	158
Churchyard Fund	1,087	(1,235)	-	(148)
Frost Trust Fund	60	(162)	339	237
Organ Fund within Frost Trust	249	-	-	249
Social & Pastoral	9	-	-	9
Agency Collections	23,291	-	-	23,291
St Trillo Chancel Repair Fund (Restricted) Fund	-	-	232	232
St Asaph DBF Administrator Grant	4,300	(198)	-	4,102
Martin Stewart Bequest	<u>5,000</u>	<u>-</u>	<u>-</u>	<u>5,000</u>
	43,378	(6,780)	571	37,169
Endowment funds				
St Trillo L I Leather Legacy (Endowment) Fund	-	-	748	748
St Trillo Somers Gift (Endowment) Fund	<u>-</u>	<u>-</u>	<u>(290)</u>	<u>(290)</u>
	<u>-</u>	<u>-</u>	<u>458</u>	<u>458</u>
TOTAL FUNDS	<u>666,618</u>	<u>(521,052)</u>	<u>12,192</u>	<u>157,758</u>

Aled Mission Area

**Notes to the Financial Statements - continued
for the year ended 31 December 2022**

17. MOVEMENT IN FUNDS - continued

A current year 12 months and prior year 12 months combined position is as follows:

	At 1/1/21 £	Net movement in funds £	Transfers between funds £	At 31/12/22 £
Unrestricted funds				
General fund	1,459,428	42,739	(11,559)	1,490,608
Designated Funds	9,723	(16,908)	7,185	-
RS Garden Fund	1,133	-	-	1,133
Beryl Lloyd Memorial (Designated)	-	500	-	500
Reordering fund (Designated)	-	66,801	25,000	91,801
	<u>1,470,284</u>	<u>93,132</u>	<u>20,626</u>	<u>1,584,042</u>
Restricted funds				
Organ fund	-	64	11,006	11,070
CIF	16,444	709	-	17,153
Churchyard Maintenance Fund	231	798	-	1,029
COIF Restoration Fund	9,988	-	-	9,988
Church Yard Fund	4,585	7,382	6,256	18,223
Llanelian Churchyard Fund	14,023	-	-	14,023
St Michaels Church Yard	6,748	-	-	6,748
Trofarth Church Yard	674	-	-	674
Churchyard	-	(6,563)	20,574	14,011
Churchyard Fund	15,740	543	(12,917)	3,366
Churchyard fund	65,934	-	-	65,934
Outdoor Crib	5,000	-	-	5,000
Frost Trust Fund	3,139	(72)	-	3,067
Organ Fund within Frost Trust	444	249	(693)	-
CCLA Organ Fund	1,482	-	-	1,482
Restoration	(3,006)	-	2,091	(915)
Social & Pastoral	2,133	8	(2,142)	(1)
Colwyn Bay CC Youth Work	-	-	1,000	1,000
Agency Collections	(23,291)	23,291	198	198
SED Memorial (Designated) Fund	1,035	-	-	1,035
Deposit Account (Designated) Fund	74,482	-	(61,500)	12,982
St Trillo Chancel Repair Fund (Restricted) Fund	445	(5)	-	440
St Asaph DBF Administrator Grant	4,202	7,369	-	11,571
DBF Coronavirus Emergency Fund Grant	482	-	-	482
Martin Stewart Bequest	-	5,000	-	5,000
Church Army (Designated) Fund	-	109	-	109
Bells - Carrillion Repairs Fund (Restricted) Fund	-	-	8,000	8,000
PA - PA & Hearing Loop Fund (Restricted) Fund	-	-	7,500	7,500
	<u>200,914</u>	<u>38,882</u>	<u>(20,627)</u>	<u>219,169</u>
Endowment funds				
St Trillo L I Leather Legacy (Endowment) Fund	7,081	(73)	-	7,008
St Trillo Somers Gift (Endowment) Fund	5,077	(879)	-	4,198
	<u>12,158</u>	<u>(952)</u>	<u>-</u>	<u>11,206</u>
TOTAL FUNDS	<u><u>1,683,356</u></u>	<u><u>131,062</u></u>	<u><u>-</u></u>	<u><u>1,814,417</u></u>

Aled Mission Area

Notes to the Financial Statements - continued
for the year ended 31 December 2022

17. MOVEMENT IN FUNDS - continued

A current year 12 months and prior year 12 months combined net movement in funds, included in the above are as follows:

	Incoming resources £	Resources expended £	Gains and losses £	Movement in funds £
Unrestricted funds				
General fund	1,174,727	(1,113,807)	(18,181)	42,739
Designated Funds	-	(16,908)	-	(16,908)
Beryl Lloyd Memorial (Designated)	500	-	-	500
Reordering fund (Designated)	<u>49,900</u>	<u>16,901</u>	<u>-</u>	<u>66,801</u>
	1,225,127	(1,113,814)	(18,181)	93,132
Restricted funds				
Organ fund	250	(186)	-	64
CIF	709	-	-	709
Churchyard Maintenance Fund	4,379	(3,581)	-	798
Church Yard Fund	2,062	(900)	6,220	7,382
Churchyard	4,700	(4,314)	(6,949)	(6,563)
Churchyard Fund	3,608	(3,065)	-	543
Frost Trust Fund	123	(162)	(33)	(72)
Organ Fund within Frost Trust	249	-	-	249
Social & Pastoral	8	-	-	8
Agency Collections	23,291	-	-	23,291
St Trillo Chancel Repair Fund (Restricted) Fund	-	-	(5)	(5)
St Asaph DBF Administrator Grant	8,600	(1,231)	-	7,369
Martin Stewart Bequest	5,000	-	-	5,000
Church Army (Designated) Fund	<u>650</u>	<u>(541)</u>	<u>-</u>	<u>109</u>
	53,629	(13,980)	(767)	38,882
Endowment funds				
St Trillo L I Leather Legacy (Endowment) Fund	1	-	(74)	(73)
St Trillo Somers Gift (Endowment) Fund	<u>-</u>	<u>-</u>	<u>(879)</u>	<u>(879)</u>
	<u>1</u>	<u>-</u>	<u>(953)</u>	<u>(952)</u>
TOTAL FUNDS	<u>1,278,757</u>	<u>(1,127,794)</u>	<u>(19,901)</u>	<u>131,062</u>

18. RELATED PARTY DISCLOSURES

There were no related party transactions for the year ended 31 December 2022.

Aled Mission Area

Detailed Statement of Financial Activities
for the year ended 31 December 2022

	2022 £	2021 £
INCOME AND ENDOWMENTS		
Donations and legacies		
Gifts	151,573	140,845
Donations	71,245	50,713
Gift aid	40,285	37,304
Legacies	68,467	146,635
Grants	92,102	114,580
Charitable activities	37,279	24,830
Insurance claims	<u>4,273</u>	<u>5,350</u>
	465,224	520,257
Other trading activities		
Fundraising events	56,235	76,146
Investment income		
Rents received	78,092	57,713
Other fixed asset invest - FII	10,563	11,272
Deposit account interest	<u>2,025</u>	<u>1,230</u>
	<u>90,680</u>	<u>70,215</u>
Total incoming resources	612,139	666,618
EXPENDITURE		
Other trading activities		
Parish share	22,951	-
Vergers, organists and choir	15,660	9,417
Music and performance expenses	4,780	3,600
Cost of meetings	80	20
Diocesan share	<u>255,726</u>	<u>309,634</u>
	299,197	322,671
Charitable activities		
Children & young people	1,634	1,312
Church publications	107	35
Parish mission work	3,606	6,635
Support of diocesan projects	100	220
Support of church charities	3,016	476
Support of external charities	2,168	2,430
Fundraising costs	1,469	1,564
Clergy expenses	7,656	4,885
Parish administrator	17,507	22,678
Leasing and hire costs	295	1,073
General expenditure	<u>9,933</u>	<u>7,946</u>
	47,491	49,254
Support costs		
Management		
Rates and water	3,085	2,953
Insurance	23,246	19,198
Light and heat	52,076	31,196
Telephone	3,552	3,862
Carried forward	81,959	57,209

This page does not form part of the statutory financial statements

Aled Mission Area

Detailed Statement of Financial Activities
for the year ended 31 December 2022

	2022	2021
	£	£
Management		
Brought forward	81,959	57,209
Postage and stationery	4,422	2,861
Repairs and maintenance	138,737	59,514
Cleaning	3,103	1,181
Maintenance of services	4,347	5,057
Depreciation	1,718	3,554
Churchyard management costs	<u>13,016</u>	<u>13,107</u>
	247,302	142,483
Finance		
Bank charges	1,456	1,600
Governance costs		
Professional fees	7,696	244
Accountancy and legal fees	<u>3,600</u>	<u>4,800</u>
	<u>11,296</u>	<u>5,044</u>
Total resources expended	<u>606,742</u>	<u>521,052</u>
Net income	<u><u>5,397</u></u>	<u><u>145,566</u></u>

ALED MISSION AREA

England & Wales - Charity number 1180766

Accounts

**Report of the Trustees and
Unaudited Financial Statements
for the Year Ended 31 December 2021
for
Aled Mission Area**

Salisbury & Company
Chartered Accountants
Irish Square
Upper Denbigh Road
St Asaph
Denbighshire
LL17 0RN

Aled Mission Area

**Contents of the Financial Statements
for the year ended 31 December 2021**

	Page
Report of the Trustees	1 to 5
Independent Examiner's Report	6
Statement of Financial Activities	7
Balance Sheet	8
Cash Flow Statement	9
Notes to the Cash Flow Statement	10
Notes to the Financial Statements	11 to 22
Detailed Statement of Financial Activities	23 to 24

Aled Mission Area
Report of the Trustees
for the year ended 31 December 2021

The trustees present their report with the financial statements of the charity for the year ended 31 December 2021. The trustees have adopted the provisions of Accounting and Reporting by Charities: Statement of Recommended Practice applicable to charities preparing their accounts in accordance with the Financial Reporting Standard applicable in the UK and Republic of Ireland (FRS 102) (effective 1 January 2019).

OBJECTIVES AND ACTIVITIES

As required by the Charities Act 2011, the MISSION AREA CONFERENCE has given due regard to guidance published by the Charity Commission in respect of the operation of the public benefit requirement.

The activities undertaken to fulfil the MISSION AREA CONFERENCE's purposes for the public benefit are described and detailed hereunder. The Church in Wales is a Province within the Anglican Communion and seeks to advance the Christian religion through world-wide mission. It is the responsibility of the MISSION AREA CONFERENCE and the Incumbents to work together and co-operate in all matters of concern and importance to the MISSION AREA for the promotion of the mission of the Church, pastoral, evangelistic, social, and ecumenical in the MISSION AREA.

The MISSION AREA CONFERENCE is responsible, inter-alia, for the MISSION AREA budget and all expenditure thereunder, the care and maintenance of Church fabric and of the Churchyards, and for any action or other matter referred to it in accordance with the Constitution and is the normal channel of communication between the people of the MISSION AREA and the Diocesan Bishop.

THE MISSION AREA CONFERENCE PROVIDES A BENEFIT TO THE PUBLIC BY:

- a) The provision of regular public worship
- b) The provision of sacred space for personal prayer and contemplation.
- c) Pastoral work, including visiting the sick and the bereaved.
- d) Teaching of Christianity through sermons and small groups
- e) Taking of Assemblies in local schools
- f) Promotion of Christianity through staging of events and services, and the distribution of literature
- g) The provision of youth work with Christian ethos
- h) Promoting the whole mission and outreach of the Church in Wales in aiding community cohesion through provision of activities for older people, mothers and toddlers and other specific groups

Aled Mission Area
Report of the Trustees
for the year ended 31 December 2021

ACHIEVEMENT AND PERFORMANCE

The Mission Area has an Executive which meets every month to undertake the general organisation and its minutes are approved by the Mission Area Executive which meets four times a year. There is also a Committee where the Treasurers of each Church meet regularly to agree financial apportionment of costs and income, and a Buildings Committee which looks after the churches and buildings in the Mission Area. The Shared Ministry Team is at the heart of the mission of the church for the area and during lockdown has met each week to look at the need for services and how to provide them safely, and how to meet the needs of those isolated by the pandemic in its congregations and the wider community. It has also worked to provide food and benefits to the most vulnerable.

Gathering the financial information was difficult at the beginning of the Mission Area's life as the accounts for 17 different churches needed combining. However, this has now been done and the audits are on course. During lockdown the Mission Area has been fortunate in that the Diocese has given a rebate of the parish share which is its contribution to the running of the Diocese, which has helped our churches with the loss of income they have experienced. Giving has stood up well throughout the period of the pandemic happily through increased standing orders.

Last year there was a Review by the Diocese of the Mission area with recommendations for action and improvement which is set out in the attached Appendix.

In response to the challenge of the Review the Mission Area agreed that its Vision would be:

We, the Aled Mission Area, are a family of Churches, building up trust and mutual support.

We are diverse in geography, culture, language, and worship.

We are inspired and supported by prayer.

We aim to:

- **be woven and united in the love and life of Christ**
- **proclaim the Gospel in Word and deed in our communities and in the world**
- **grow and nurture followers of Jesus**

From this vision we have discerned three areas in which we have work to do:

- **How we as a group of churches work together**
- **How and whom we serve**
- **How we bring people inside and outside our churches**

The Shared Ministry Team drew together the responses to the Review and our plan for the next year is attached as an Appendix. Each church has considered the Plan carefully and looked at how they can achieve their objectives and next year we will report on what has been achieved.

This year during lockdown the churches have continued to provide church services in a variety of formats from Zoom Services, telephone services, services on Facebook and You Tube. Some activities like the Mission Area Prayer Group have continued to meet virtually, and the Messy Church activities have been supported by bags of resources for parents at home. Much of our usual work has had to change focus or cease until the lessening of restrictions. As we gradually lost some of the restrictions our services and activities have begun to start again.

FINANCIAL REVIEW

Reserves policy

The MISSION AREA CONFERENCE aims to retain a balance of unrestricted "free" reserves to provide working capital, and to meet any future shortfalls in receipts or unexpected payments, at least equal to 9 months payments. The unrestricted free reserves totalling £965,693 is in line with this policy.

The consolidated balance sheet for the year, and the assets and liabilities at the year-end, are shown in the statements of account which accompany this report. Further detail of the results for the year and the Statement of Financial Activities as at 31 December 2021 are included in the ACHIEVEMENTS AND PERFORMANCE section of this report above.

Total funds carried forward at year end are represented by unrestricted funds totalling £1,563,343, restricted funds totalling £265,155 and endowment funds totalling £12,616 as shown by the Statement of Assets and Liabilities (Cash Funds, plus Other Monetary Assets, plus Investments, less Liabilities).

Aled Mission Area

**Report of the Trustees
for the year ended 31 December 2021**

STRUCTURE, GOVERNANCE AND MANAGEMENT

The Church in Wales is governed by its Constitution, set up under section 13(1) of the Welsh Church Acts 1914, as amended from time to time by its Governing Body. The MISSION AREA CONFERENCE is not a body corporate. Its composition, procedures and powers are regulated by the Constitution, which provides that before assuming office, every member must sign a declaration that he or she will be bound by the Constitution.

The Constitution provides that the members of the MISSION AREA CONFERENCE shall be: The Incumbent, Vicars and Assistant Curates; two Church Wardens, one appointed by the Incumbent and one elected at the Annual Vestry Meeting(AVM); two Sub-wardens for each Church where there is more than one Church in the MISSION AREA, one appointed by the Incumbent and one elected at the AVM; Up to 25 lay members elected at the AVM; co-opted Secretary and Treasurer (if not already ex-officio or elected); and up to 7 further co-opted members. Lay, communicant persons over the age of 16 may be entered on an Electoral Roll (subject to certain conditions) and all such persons, so entered, are entitled to vote and to stand for election.

Aled Mission Area
Report of the Trustees
for the year ended 31 December 2021

REFERENCE AND ADMINISTRATIVE DETAILS

NUMBER

1176095

REGISTERED

20th November 2018

ALED MISSION AREA is situated in:

The Archdeaconry of St Asaph within the Diocese of St Asaph

CORRESPONDENCE ADDRESS:

36a Llandudno Road, Rhos on Sea, Colwyn Bay, LL28 4UD

MISSION AREA CONFERENCE FOR THE YEAR 2021

IN 2021 THE ALED MISSION AREA INCORPORATED 17 CHURCHES

St Michael's, Abergele
St Michael's, Betws yn Rhos
Christ Church, Bryn Y Maen
St David's, Colwyn Bay
St Paul's, Colwyn Bay
St Cynbryd, Llanddulas
St Elian, Llanelian
St Mary's Llanfair Talhaiarn
St Digain, Llangernyw
St Sannan, Llansannan
St Cynfran, Llysfaen
St John Baptist & St Catherine, Old Colwyn
Canolfan Dewi Sant, Pensarn
St George, Rhos on Sea
St Trillo's, Rhos on Sea
St Trillo's Chapel, Rhos on Sea
St George's, St George

THE TRUSTEES INCLUDED ALL THE CLERGY, ALL THE LICENSED LAY PEOPLE AND UP TO 2 REPRESENTATIVES FROM EACH CHURCH.

IN 2021 THEY WERE:

INCUMBENTS:

Vicar of Rhos on Sea Canon Phillip Barratt
Revd Gareth Erlandson, Vicar of Llanelian & Old Colwyn & Betws yn Rhos
Revd Kate Johnson, Vicar of Abergele, Pensarn & St George
Revd Christine Owen, Vicar of Bryn y Maen and Colwyn Bay
Revd Gwenda Cooper, Llanfair Talhaiarn, Llangernyw, Llansannan,
Revd Janice Brown, Vicar of Llanddulas & Llysfaen

ASSISTANT CURATES:

Rev Carol Thomas

READERS:

Mrs Ann Bland, Mr Brian Churchill, Dr Huw Lloyd and Ms Thelma Shardlow

MISSION AREA LEADER AND LAY CHAIR:

Mr Clive Myers

MISSION AREA WARDENS:

Mrs Elizabeth Squires, Dr Huw Lloyd

MISSION AREA TREASURER:

Vacant

ELECTED MISSION AREA CONFERENCE MEMBERS


Representing St Michael's, Abergele - Mr Ken Davies
Representing St Michael's, Betws yn Rhos - Mr Roger Pinney
Representing Christ Church, Bryn Y Maen - Mr Paul Bendall

Aled Mission Area

**Report of the Trustees
for the year ended 31 December 2021**

Representing St Paul's, Colwyn Bay - Mrs Elizabeth Squires and Mrs Rachel Cutler
Representing Dewi Sant, Colwyn Bay – Mrs Christine Candlin
Representing St Cynbryd, Llanddulas - Mr Brian Bell
Representing St Elian, Llanelian - Mr John Temby & Mrs Jane Williams
Representing St Mary's Llanfair Talhaiarn - Mr Alan Benbow
Representing St Digain, Llangernyw - Mrs Ruth Davies
Representing St Sannan, Llansannan - Mrs Katy Williams
Representing St Cynfran, Llysfaen - Mrs Lucy Farrar & Mrs Celia Peter
Representing St John Baptist & St Catherine, Old Colwyn - Mrs Pamela and Mr Roger Skinner
Representing Canolfan Dewi Sant, Pensarn - Mr Steve Morris
Representing St Trillo's - Mr George Price
Representing St George, Rhos on Sea - Mr Mark Collick and Mr Gordon Jones
Representing St Trillo's Chapel, Rhos on Sea - Mr John Bullock
Representing St George, St George - Mr Mike Bird & Mr Dickon Fetherstonhaugh

Approved by order of the board of trustees on 19.10.2022 and signed on its behalf by:



Mr C Myers - Trustee

**Independent Examiner's Report to the Trustees of
Aled Mission Area**

Independent examiner's report to the trustees of Aled Mission Area

I report to the charity trustees on my examination of the accounts of Aled Mission Area (the Trust) for the year ended 31 December 2021.

Responsibilities and basis of report

As the charity trustees of the Trust you are responsible for the preparation of the accounts in accordance with the requirements of the Charities Act 2011 ('the Act').

I report in respect of my examination of the Trust's accounts carried out under section 145 of the Act and in carrying out my examination I have followed all applicable Directions given by the Charity Commission under section 145(5)(b) of the Act.

Independent examiner's statement

Since your charity's gross income exceeded £250,000 your examiner must be a member of a listed body. I can confirm that I am qualified to undertake the examination because I am a registered member of ICAEW which is one of the listed bodies.

I have completed my examination. I confirm that no material matters have come to my attention in connection with the examination giving me cause to believe that in any material respect:

1. accounting records were not kept in respect of the Trust as required by section 130 of the Act; or
2. the accounts do not accord with those records; or
3. the accounts do not comply with the applicable requirements concerning the form and content of accounts set out in the Charities (Accounts and Reports) Regulations 2008 other than any requirement that the accounts give a true and fair view which is not a matter considered as part of an independent examination.

I have no concerns and have come across no other matters in connection with the examination to which attention should be drawn in this report in order to enable a proper understanding of the accounts to be reached.



Aled Roberts
ICAEW
Salisbury & Company
Chartered Accountants
Irish Square
Upper Denbigh Road
St Asaph
Denbighshire
LL17 0RN

Date:

26-10-2021

Aled Mission Area

**Statement of Financial Activities
for the year ended 31 December 2021**

	Notes	Unrestricted funds £	Restricted funds £	Endowment funds £	2021 Total funds £	2020 Total funds £
INCOME AND ENDOWMENTS FROM						
Donations and legacies	2	478,681	41,576	-	520,257	451,495
Other trading activities	3	74,464	1,682	-	76,146	22,820
Investment income	4	<u>70,095</u>	<u>120</u>	<u>-</u>	<u>70,215</u>	<u>78,537</u>
Total		<u>623,240</u>	<u>43,378</u>	<u>-</u>	<u>666,618</u>	<u>552,852</u>
EXPENDITURE ON						
Raising funds	5	465,119	6,679	-	471,798	381,848
Charitable activities	6					
Costs of generating voluntary income		<u>49,154</u>	<u>100</u>	<u>-</u>	<u>49,254</u>	<u>65,632</u>
Total		<u>514,273</u>	<u>6,779</u>	<u>-</u>	<u>521,052</u>	<u>447,480</u>
Net gains/(losses) on investments		<u>11,163</u>	<u>571</u>	<u>458</u>	<u>12,192</u>	<u>(170,030)</u>
NET INCOME/(EXPENDITURE)		120,130	37,170	458	157,758	(64,658)
Transfers between funds	17	<u>(27,072)</u>	<u>27,072</u>	<u>-</u>	<u>-</u>	<u>-</u>
Net movement in funds		93,058	64,242	458	157,758	(64,658)
RECONCILIATION OF FUNDS						
Total funds brought forward		<u>1,470,284</u>	<u>200,914</u>	<u>12,158</u>	<u>1,683,356</u>	<u>1,748,013</u>
TOTAL FUNDS CARRIED FORWARD		<u>1,563,342</u>	<u>265,156</u>	<u>12,616</u>	<u>1,841,114</u>	<u>1,683,355</u>

The notes form part of these financial statements

Aled Mission Area

Balance Sheet
31 December 2021

	Notes	Unrestricted funds £	Restricted funds £	Endowment funds £	2021 Total funds £	2020 Total funds £
FIXED ASSETS						
Tangible assets	10	67,650	-	-	67,650	636,389
Investments						
Investments	11	28,681	677	12,616	41,974	38,903
Investment property	12	530,000	-	-	530,000	-
Other investments	13	<u>411,336</u>	<u>81,043</u>	<u>-</u>	<u>492,379</u>	<u>283,452</u>
		1,037,667	81,720	12,616	1,132,003	958,744
CURRENT ASSETS						
Debtors	14	-	198	-	198	268
Cash at bank		<u>548,994</u>	<u>161,032</u>	<u>-</u>	<u>710,026</u>	<u>753,696</u>
		548,994	161,230	-	710,224	753,964
CREDITORS						
Amounts falling due within one year	15	<u>(23,318)</u>	<u>22,205</u>	<u>-</u>	<u>(1,113)</u>	<u>(29,353)</u>
NET CURRENT ASSETS		<u>525,676</u>	<u>183,435</u>	<u>-</u>	<u>709,111</u>	<u>724,611</u>
TOTAL ASSETS LESS CURRENT LIABILITIES						
		<u>1,563,343</u>	<u>265,155</u>	<u>12,616</u>	<u>1,841,114</u>	<u>1,683,355</u>
NET ASSETS		<u><u>1,563,343</u></u>	<u><u>265,155</u></u>	<u><u>12,616</u></u>	<u><u>1,841,114</u></u>	<u><u>1,683,355</u></u>
FUNDS						
Unrestricted funds	17				1,563,343	1,470,284
Restricted funds					265,155	200,913
Endowment funds					<u>12,616</u>	<u>12,158</u>
TOTAL FUNDS					<u><u>1,841,114</u></u>	<u><u>1,683,355</u></u>

The financial statements were approved by the Board of Trustees and authorised for issue on 19.10.2022 and were signed on its behalf by:



Mr C Myers - Trustee

The notes form part of these financial statements

Aled Mission Area

**Cash Flow Statement
for the year ended 31 December 2021**

	Notes	2021 £	2020 £
Cash flows from operating activities			
Cash generated from operations	1	<u>131,515</u>	<u>94,764</u>
Net cash provided by operating activities		<u>131,515</u>	<u>94,764</u>
Cash flows from investing activities			
Purchase of tangible fixed assets		(64,814)	-
Purchase of other investments		(199,806)	1
Sale of tangible fixed assets		100,000	3,569
Interest received		1,230	1,132
Dividends received		<u>11,272</u>	<u>8,382</u>
Net cash (used in)/provided by investing activities		<u>(152,118)</u>	<u>13,084</u>
Change in cash and cash equivalents in the reporting period		(20,603)	107,848
Cash and cash equivalents at the beginning of the reporting period	2	<u>730,458</u>	<u>622,610</u>
Cash and cash equivalents at the end of the reporting period	2	<u>709,855</u>	<u>730,458</u>

The notes form part of these financial statements

Aled Mission Area

Notes to the Cash Flow Statement
for the year ended 31 December 2021

1. RECONCILIATION OF NET INCOME/(EXPENDITURE) TO NET CASH FLOW FROM OPERATING ACTIVITIES			
		2021	2020
		£	£
Net income/(expenditure) for the reporting period (as per the Statement of Financial Activities)		157,758	(64,658)
Adjustments for:			
Depreciation charges		3,554	-
(Gain)/losses on investments		(12,192)	170,030
Interest received		(1,230)	(1,132)
Dividends received		(11,272)	(8,382)
Decrease/(increase) in debtors		70	(198)
Decrease in creditors		<u>(5,173)</u>	<u>(896)</u>
Net cash provided by operations		<u>131,515</u>	<u>94,764</u>
2. ANALYSIS OF CASH AND CASH EQUIVALENTS			
		2021	2020
		£	£
Notice deposits (less than 3 months)		710,026	753,696
Overdrafts included in bank loans and overdrafts falling due within one year		<u>(171)</u>	<u>(23,238)</u>
Total cash and cash equivalents		<u>709,855</u>	<u>730,458</u>
3. ANALYSIS OF CHANGES IN NET FUNDS			
	At 1/1/21	Cash flow	At 31/12/21
	£	£	£
Net cash			
Cash at bank	753,696	(43,670)	710,026
Bank overdraft	<u>(23,238)</u>	<u>23,067</u>	<u>(171)</u>
	<u>730,458</u>	<u>(20,603)</u>	<u>709,855</u>
Total	<u>730,458</u>	<u>(20,603)</u>	<u>709,855</u>

The notes form part of these financial statements

Aled Mission Area

Notes to the Financial Statements for the year ended 31 December 2021

1. ACCOUNTING POLICIES

Basis of preparing the financial statements

The financial statements of the charity, which is a public benefit entity under FRS 102, have been prepared in accordance with the Charities SORP (FRS 102) 'Accounting and Reporting by Charities: Statement of Recommended Practice applicable to charities preparing their accounts in accordance with the Financial Reporting Standard applicable in the UK and Republic of Ireland (FRS 102) (effective 1 January 2019)', Financial Reporting Standard 102 'The Financial Reporting Standard applicable in the UK and Republic of Ireland' and the Charities Act 2011. The financial statements have been prepared under the historical cost convention, with the exception of investments which are included at market value, as modified by the revaluation of certain assets.

Going concern

In March 2020 the World Health Organisation (WHO) declared Covid-19 as a worldwide pandemic. In relation to this the trustees have reviewed the charity's performance and all other considerations, and as a result believe that the going concern basis is reasonable.

Income

All income is recognised in the Statement of Financial Activities once the charity has entitlement to the funds, it is probable that the income will be received and the amount can be measured reliably.

Expenditure

Liabilities are recognised as expenditure as soon as there is a legal or constructive obligation committing the charity to that expenditure, it is probable that a transfer of economic benefits will be required in settlement and the amount of the obligation can be measured reliably. Expenditure is accounted for on an accruals basis and has been classified under headings that aggregate all cost related to the category. Where costs cannot be directly attributed to particular headings they have been allocated to activities on a basis consistent with the use of resources.

Tangible fixed assets

Depreciation is provided at the following annual rates in order to write off each asset over its estimated useful life.

Investment property

Investment property is shown at most recent valuation. Any aggregate surplus or deficit arising from changes in fair value is recognised in the Statement of Financial Activities.

Taxation

The charity is exempt from tax on its charitable activities.

Fund accounting

Unrestricted funds can be used in accordance with the charitable objectives at the discretion of the trustees.

Restricted funds can only be used for particular restricted purposes within the objects of the charity. Restrictions arise when specified by the donor or when funds are raised for particular restricted purposes.

Further explanation of the nature and purpose of each fund is included in the notes to the financial statements.

2. DONATIONS AND LEGACIES

	2021	2020
	£	£
Gifts	140,845	81,382
Donations	50,713	213,034
Gift aid	37,304	39,504
Legacies	146,635	36,942
Grants	114,580	77,949
Charitable activities	24,830	-
Donated services and facilities	-	2,484
Insurance claims	5,350	200
	<u>520,257</u>	<u>451,495</u>

Aled Mission Area

**Notes to the Financial Statements - continued
for the year ended 31 December 2021**

2. DONATIONS AND LEGACIES - continued

Grants received, included in the above, are as follows:

	2021	2020
	£	£
Support of charitable activities	<u>114,580</u>	<u>77,949</u>

3. OTHER TRADING ACTIVITIES

	2021	2020
	£	£
Fundraising events	<u>76,146</u>	<u>22,820</u>

4. INVESTMENT INCOME

	2021	2020
	£	£
Rents received	57,713	69,023
Other fixed asset invest - FII	11,272	8,382
Deposit account interest	<u>1,230</u>	<u>1,132</u>
	<u>70,215</u>	<u>78,537</u>

5. RAISING FUNDS

Raising donations and legacies

	2021	2020
	£	£
Support costs	<u>149,127</u>	<u>138,211</u>

Other trading activities

	2021	2020
	£	£
Parish share	-	231,991
Vergers, organists and choir	9,417	9,941
Music and performance expenses	3,600	1,705
Cost of meetings	20	-
Diocesan share	<u>309,634</u>	-
	<u>322,671</u>	<u>243,637</u>

Aggregate amounts	<u>471,798</u>	<u>381,848</u>
-------------------	----------------	----------------

6. CHARITABLE ACTIVITIES COSTS

		Direct Costs
		£
Costs of generating voluntary income		<u>49,254</u>

Aled Mission Area

**Notes to the Financial Statements - continued
for the year ended 31 December 2021**

7. SUPPORT COSTS

	Management £	Finance £	Other 2 £	Governance costs £	Totals £
Raising donations and legacies	<u>142,483</u>	<u>1,600</u>	<u>4,800</u>	<u>244</u>	<u>149,127</u>

8. TRUSTEES' REMUNERATION AND BENEFITS

There were no trustees' remuneration or other benefits for the year ended 31 December 2021 nor for the year ended 31 December 2020.

Trustees' expenses

There were no trustees' expenses paid for the year ended 31 December 2021 nor for the year ended 31 December 2020.

9. COMPARATIVES FOR THE STATEMENT OF FINANCIAL ACTIVITIES

	Unrestricted funds £	Restricted funds £	Endowment funds £	Total funds £
INCOME AND ENDOWMENTS FROM				
Donations and legacies	452,867	(1,372)	-	451,495
Other trading activities	22,687	133	-	22,820
Investment income	<u>69,367</u>	<u>9,170</u>	<u>-</u>	<u>78,537</u>
Total	<u>544,921</u>	<u>7,931</u>	<u>-</u>	<u>552,852</u>
EXPENDITURE ON				
Raising funds	370,045	11,803	-	381,848
Charitable activities				
Costs of generating voluntary income	<u>65,068</u>	<u>564</u>	<u>-</u>	<u>65,632</u>
Total	<u>435,113</u>	<u>12,367</u>	<u>-</u>	<u>447,480</u>
Net gains/(losses) on investments	<u>(171,886)</u>	<u>1,161</u>	<u>695</u>	<u>(170,030)</u>
NET INCOME/(EXPENDITURE)	(62,078)	(3,275)	695	(64,658)
Transfers between funds	<u>(10,072)</u>	<u>10,072</u>	<u>-</u>	<u>-</u>
Net movement in funds	(72,150)	6,797	695	(64,658)
RECONCILIATION OF FUNDS				
Total funds brought forward	<u>1,542,434</u>	<u>194,116</u>	<u>11,463</u>	<u>1,748,013</u>
TOTAL FUNDS CARRIED FORWARD	<u>1,470,284</u>	<u>200,913</u>	<u>12,158</u>	<u>1,683,355</u>

Aled Mission Area

Notes to the Financial Statements - continued
for the year ended 31 December 2021

10. TANGIBLE FIXED ASSETS

	Freehold property £	Improvements to property £	Fixtures and fittings £	Totals £
COST				
At 1 January 2021	630,000	-	19,282	649,282
Additions	-	64,814	-	64,814
Disposals	(100,000)	-	-	(100,000)
Reclassification	<u>(530,000)</u>	<u>-</u>	<u>-</u>	<u>(530,000)</u>
At 31 December 2021	<u>-</u>	<u>64,814</u>	<u>19,282</u>	<u>84,096</u>
DEPRECIATION				
At 1 January 2021	-	-	12,893	12,893
Charge for year	<u>-</u>	<u>-</u>	<u>3,553</u>	<u>3,553</u>
At 31 December 2021	<u>-</u>	<u>-</u>	<u>16,446</u>	<u>16,446</u>
NET BOOK VALUE				
At 31 December 2021	<u>-</u>	<u>64,814</u>	<u>2,836</u>	<u>67,650</u>
At 31 December 2020	<u>630,000</u>	<u>-</u>	<u>6,389</u>	<u>636,389</u>

11. FIXED ASSET INVESTMENTS

	Listed investments £
MARKET VALUE	
At 1 January 2021	38,903
Unrealised investment gains	<u>3,071</u>
At 31 December 2021	<u>41,974</u>
NET BOOK VALUE	
At 31 December 2021	<u>41,974</u>
At 31 December 2020	<u>38,903</u>

There were no investment assets outside the UK.

Cost or valuation at 31 December 2021 is represented by:

	Listed investments £
Valuation in 2021	3,071
Cost	<u>38,903</u>
	<u>41,974</u>

Aled Mission Area

**Notes to the Financial Statements - continued
for the year ended 31 December 2021**

12. INVESTMENT PROPERTY

	£
FAIR VALUE	
Reclassification	<u>530,000</u>
At 31 December 2021	<u>530,000</u>
NET BOOK VALUE	
At 31 December 2021	<u>530,000</u>
At 31 December 2020	<u>-</u>

Fair value at 31 December 2021 is represented by:

	£
Valuation in 2018	<u>530,000</u>

Investment property relates to the church houses of St Paul's Church, Colwyn Bay. Although properties held by the mission area are owned by the Representative Body of Church in Wales, they are held in trust for the churches and are therefore included in the Mission Area accounts.

13. OTHER INVESTMENTS

	Other investments £
MARKET VALUE	
At 1 January 2021	283,452
Additions	199,806
Revaluations	<u>9,121</u>
At 31 December 2021	<u>492,379</u>
NET BOOK VALUE	
At 31 December 2021	<u>492,379</u>
At 31 December 2020	<u>283,452</u>

Cost or valuation at 31 December 2021 is represented by:

	Other investments £
Valuation in 2021	9,121
Cost	<u>483,258</u>
	<u>492,379</u>

14. DEBTORS: AMOUNTS FALLING DUE WITHIN ONE YEAR

	2021	2020
	£	£
Trade debtors	<u>198</u>	<u>268</u>

Aled Mission Area

Notes to the Financial Statements - continued
for the year ended 31 December 2021

15. CREDITORS: AMOUNTS FALLING DUE WITHIN ONE YEAR

	2021	2020
	£	£
Bank loans and overdrafts (see note 16)	171	23,238
Trade creditors	<u>942</u>	<u>6,115</u>
	<u>1,113</u>	<u>29,353</u>

16. LOANS

An analysis of the maturity of loans is given below:

	2021	2020
	£	£
Amounts falling due within one year on demand:		
Bank overdrafts	<u>171</u>	<u>23,238</u>

Aled Mission Area

Notes to the Financial Statements - continued
for the year ended 31 December 2021

17. MOVEMENT IN FUNDS

	At 1/1/21 £	Net movement in funds £	Transfers between funds £	At 31/12/21 £
Unrestricted funds				
General fund	1,459,428	69,738	(34,257)	1,494,909
Designated Funds	9,723	(16,908)	7,185	-
RS Garden Fund	1,133	-	-	1,133
Beryl Lloyd Memorial (Designated)	-	500	-	500
Reordering fund (Designated)	-	66,801	-	66,801
	<u>1,470,284</u>	<u>120,131</u>	<u>(27,072)</u>	<u>1,563,343</u>
Restricted funds				
CIF	16,444	-	-	16,444
Churchyard Maintenance Fund	231	2,778	-	3,009
COIF Restoration Fund	9,988	-	-	9,988
Church Yard Fund	4,585	1,261	-	5,846
Llanellian Churchyard Fund	14,023	-	-	14,023
St Michaels Church Yard	6,748	-	-	6,748
Trofarth Church Yard	674	-	-	674
Churchyard	-	158	13,643	13,801
Churchyard Fund	15,740	(148)	(13,214)	2,378
Churchyard fund	65,934	-	-	65,934
Outdoor Crib	5,000	-	-	5,000
Frost Trust Fund	3,139	237	-	3,376
Organ Fund within Frost Trust	444	249	63	756
CCLA Organ Fund	1,482	-	-	1,482
Restoration	(3,006)	-	2,091	(915)
Social & Pastoral	2,133	9	-	2,142
Colwyn Bay CC Youth Work	-	-	1,000	1,000
Agency Collections	(23,291)	23,291	23,489	23,489
SED Memorial (Designated) Fund	1,035	-	-	1,035
Deposit Account (Designated) Fund	74,482	-	-	74,482
St Trillo Chancel Repair Fund (Restricted) Fund	445	232	-	677
St Asaph DBF Administrator Grant	4,202	4,102	-	8,304
DBF Coronavirus Emergency Fund Grant	482	-	-	482
Martin Stewart Bequest	-	5,000	-	5,000
	<u>200,914</u>	<u>37,169</u>	<u>27,072</u>	<u>265,155</u>
Endowment funds				
St Trillo L I Leather Legacy (Endowment) Fund	7,081	748	-	7,829
St Trillo Somers Gift (Endowment) Fund	5,077	(290)	-	4,787
	<u>12,158</u>	<u>458</u>	<u>-</u>	<u>12,616</u>
TOTAL FUNDS	<u>1,683,356</u>	<u>157,758</u>	<u>-</u>	<u>1,841,114</u>

Aled Mission Area

Notes to the Financial Statements - continued
for the year ended 31 December 2021

17. MOVEMENT IN FUNDS - continued

Net movement in funds, included in the above are as follows:

	Incoming resources £	Resources expended £	Gains and losses £	Movement in funds £
Unrestricted funds				
General fund	572,840	(514,265)	11,163	69,738
Designated Funds	-	(16,908)	-	(16,908)
Beryl Lloyd Memorial (Designated)	500	-	-	500
Reordering fund (Designated)	<u>49,900</u>	<u>16,901</u>	<u>-</u>	<u>66,801</u>
	623,240	(514,272)	11,163	120,131
Restricted funds				
Churchyard Maintenance Fund	3,399	(621)	-	2,778
Church Yard Fund	1,511	(250)	-	1,261
Churchyard	4,472	(4,314)	-	158
Churchyard Fund	1,087	(1,235)	-	(148)
Frost Trust Fund	60	(162)	339	237
Organ Fund within Frost Trust	249	-	-	249
Social & Pastoral	9	-	-	9
Agency Collections	23,291	-	-	23,291
St Trillo Chancel Repair Fund (Restricted) Fund	-	-	232	232
St Asaph DBF Administrator Grant	4,300	(198)	-	4,102
Martin Stewart Bequest	<u>5,000</u>	<u>-</u>	<u>-</u>	<u>5,000</u>
	43,378	(6,780)	571	37,169
Endowment funds				
St Trillo L I Leather Legacy (Endowment) Fund	-	-	748	748
St Trillo Somers Gift (Endowment) Fund	<u>-</u>	<u>-</u>	<u>(290)</u>	<u>(290)</u>
	-	-	458	458
TOTAL FUNDS	<u>666,618</u>	<u>(521,052)</u>	<u>12,192</u>	<u>157,758</u>

Aled Mission Area

Notes to the Financial Statements - continued
for the year ended 31 December 2021

17. MOVEMENT IN FUNDS - continued

Comparatives for movement in funds

	At 1/1/20 £	Net movement in funds £	Transfers between funds £	At 31/12/20 £
Unrestricted funds				
General fund	1,530,078	(60,445)	(10,205)	1,459,428
Designated Funds	11,223	(1,500)	-	9,723
RS Garden Fund	1,133	-	-	1,133
Spyce	-	(133)	133	-
	<u>1,542,434</u>	<u>(62,078)</u>	<u>(10,072)</u>	<u>1,470,284</u>
Restricted funds				
Organ fund	-	(9,108)	9,108	-
CIF	15,354	1,090	-	16,444
Churchyard Maintenance Fund	17	214	-	231
COIF Restoration Fund	10,051	(63)	-	9,988
Church Yard Fund	4,316	269	-	4,585
Llanelian Churchyard Fund	14,023	-	-	14,023
St Michaels Church Yard	6,748	-	-	6,748
Trofarth Church Yard	674	-	-	674
Churchyard Fund	14,619	157	964	15,740
Churchyard fund	65,934	-	-	65,934
Outdoor Crib	5,000	-	-	5,000
Frost Trust Fund	2,896	243	-	3,139
Organ Fund within Frost Trust	131	313	-	444
CCLA Organ Fund	1,482	(1)	-	1,481
Restoration	(2,093)	(913)	-	(3,006)
Social & Pastoral	2,133	-	-	2,133
Agency Collections	(23,291)	-	-	(23,291)
SED Memorial (Designated) Fund	1,035	-	-	1,035
Deposit Account (Designated) Fund	74,482	-	-	74,482
St Trillo Chancel Repair Fund (Restricted) Fund	559	(114)	-	445
HSBC Restoration Fund	46	(46)	-	-
St Asaph DBF Administrator Grant	-	4,202	-	4,202
DBF Coronavirus Emergency Fund Grant	-	482	-	482
	<u>194,116</u>	<u>(3,275)</u>	<u>10,072</u>	<u>200,913</u>
Endowment funds				
St Trillo L I Leather Legacy (Endowment) Fund	6,676	405	-	7,081
St Trillo Somers Gift (Endowment) Fund	<u>4,787</u>	<u>290</u>	<u>-</u>	<u>5,077</u>
	<u>11,463</u>	<u>695</u>	<u>-</u>	<u>12,158</u>
TOTAL FUNDS	<u><u>1,748,013</u></u>	<u><u>(64,658)</u></u>	<u><u>-</u></u>	<u><u>1,683,355</u></u>

Aled Mission Area

Notes to the Financial Statements - continued
for the year ended 31 December 2021

17. MOVEMENT IN FUNDS - continued

Comparative net movement in funds, included in the above are as follows:

	Incoming resources £	Resources expended £	Gains and losses £	Movement in funds £
Unrestricted funds				
General fund	546,554	(435,113)	(171,886)	(60,445)
Designated Funds	(1,500)	-	-	(1,500)
Spyce	(133)	-	-	(133)
	544,921	(435,113)	(171,886)	(62,078)
Restricted funds				
Organ fund	(9,108)	-	-	(9,108)
CIF	(1)	-	1,091	1,090
Churchyard Maintenance Fund	1,635	(1,421)	-	214
COIF Restoration Fund	(63)	-	-	(63)
Church Yard Fund	547	(278)	-	269
Churchyard Fund	8,163	(8,006)	-	157
Frost Trust Fund	59	-	184	243
Organ Fund within Frost Trust	250	-	63	313
CCLA Organ Fund	62	-	(63)	(1)
Restoration	133	(1,046)	-	(913)
St Trillo Chancel Repair Fund (Restricted) Fund	-	-	(114)	(114)
HSBC Restoration Fund	(46)	-	-	(46)
St Asaph DBF Administrator Grant	4,300	(98)	-	4,202
DBF Coronavirus Emergency Fund Grant	2,000	(1,518)	-	482
	7,931	(12,367)	1,161	(3,275)
Endowment funds				
St Trillo L I Leather Legacy (Endowment) Fund	-	-	405	405
St Trillo Somers Gift (Endowment) Fund	-	-	290	290
	-	-	695	695
TOTAL FUNDS	<u>552,852</u>	<u>(447,480)</u>	<u>(170,030)</u>	<u>(64,658)</u>

Aled Mission Area

**Notes to the Financial Statements - continued
for the year ended 31 December 2021**

17. MOVEMENT IN FUNDS - continued

A current year 12 months and prior year 12 months combined position is as follows:

	At 1/1/20 £	Net movement in funds £	Transfers between funds £	At 31/12/21 £
Unrestricted funds				
General fund	1,530,078	9,293	(44,462)	1,494,909
Designated Funds	11,223	(18,408)	7,185	-
RS Garden Fund	1,133	-	-	1,133
Spyce	-	(133)	133	-
Beryl Lloyd Memorial (Designated)	-	500	-	500
Reordering fund (Designated)	-	66,801	-	66,801
	<u>1,542,434</u>	<u>58,053</u>	<u>(37,144)</u>	<u>1,563,343</u>
Restricted funds				
Organ fund	-	(9,108)	9,108	-
CIF	15,354	1,090	-	16,444
Churchyard Maintenance Fund	17	2,992	-	3,009
COIF Restoration Fund	10,051	(63)	-	9,988
Church Yard Fund	4,316	1,530	-	5,846
Llanelian Churchyard Fund	14,023	-	-	14,023
St Michaels Church Yard	6,748	-	-	6,748
Trofarth Church Yard	674	-	-	674
Churchyard	-	158	13,643	13,801
Churchyard Fund	14,619	9	(12,250)	2,378
Churchyard fund	65,934	-	-	65,934
Outdoor Crib	5,000	-	-	5,000
Frost Trust Fund	2,896	480	-	3,376
Organ Fund within Frost Trust	131	562	63	756
CCLA Organ Fund	1,482	(1)	-	1,481
Restoration	(2,093)	(913)	2,091	(915)
Social & Pastoral	2,133	9	-	2,142
Colwyn Bay CC Youth Work	-	-	1,000	1,000
Agency Collections	(23,291)	23,291	23,489	23,489
SED Memorial (Designated) Fund	1,035	-	-	1,035
Deposit Account (Designated) Fund	74,482	-	-	74,482
St Trillo Chancel Repair Fund (Restricted) Fund	559	118	-	677
HSBC Restoration Fund	46	(46)	-	-
St Asaph DBF Administrator Grant	-	8,304	-	8,304
DBF Coronavirus Emergency Fund Grant	-	482	-	482
Martin Stewart Bequest	-	5,000	-	5,000
	<u>194,116</u>	<u>33,894</u>	<u>37,144</u>	<u>265,154</u>
Endowment funds				
St Trillo L I Leather Legacy (Endowment) Fund	6,676	1,153	-	7,829
St Trillo Somers Gift (Endowment) Fund	4,787	-	-	4,787
	<u>11,463</u>	<u>1,153</u>	<u>-</u>	<u>12,616</u>
TOTAL FUNDS	<u><u>1,748,013</u></u>	<u><u>93,100</u></u>	<u><u>-</u></u>	<u><u>1,841,113</u></u>

Aled Mission Area

**Notes to the Financial Statements - continued
for the year ended 31 December 2021**

17. MOVEMENT IN FUNDS - continued

A current year 12 months and prior year 12 months combined net movement in funds, included in the above are as follows:

	Incoming resources £	Resources expended £	Gains and losses £	Movement in funds £
Unrestricted funds				
General fund	1,119,394	(949,378)	(160,723)	9,293
Designated Funds	(1,500)	(16,908)	-	(18,408)
Spyce	(133)	-	-	(133)
Beryl Lloyd Memorial (Designated)	500	-	-	500
Reordering fund (Designated)	<u>49,900</u>	<u>16,901</u>	<u>-</u>	<u>66,801</u>
	1,168,161	(949,385)	(160,723)	58,053
Restricted funds				
Organ fund	(9,108)	-	-	(9,108)
CIF	(1)	-	1,091	1,090
Churchyard Maintenance Fund	5,034	(2,042)	-	2,992
COIF Restoration Fund	(63)	-	-	(63)
Church Yard Fund	2,058	(528)	-	1,530
Churchyard	4,472	(4,314)	-	158
Churchyard Fund	9,250	(9,241)	-	9
Frost Trust Fund	119	(162)	523	480
Organ Fund within Frost Trust	499	-	63	562
CCLA Organ Fund	62	-	(63)	(1)
Restoration	133	(1,046)	-	(913)
Social & Pastoral	9	-	-	9
Agency Collections	23,291	-	-	23,291
St Trillo Chancel Repair Fund (Restricted) Fund	-	-	118	118
HSBC Restoration Fund	(46)	-	-	(46)
St Asaph DBF Administrator Grant	8,600	(296)	-	8,304
DBF Coronavirus Emergency Fund Grant	2,000	(1,518)	-	482
Martin Stewart Bequest	<u>5,000</u>	<u>-</u>	<u>-</u>	<u>5,000</u>
	51,309	(19,147)	1,732	33,894
Endowment funds				
St Trillo L I Leather Legacy (Endowment) Fund	-	-	1,153	1,153
	<u>-</u>	<u>-</u>	<u>-</u>	<u>-</u>
TOTAL FUNDS	<u>1,219,470</u>	<u>(968,532)</u>	<u>(157,838)</u>	<u>93,100</u>

18. RELATED PARTY DISCLOSURES

There were no related party transactions for the year ended 31 December 2021.

Aled Mission Area

**Detailed Statement of Financial Activities
for the year ended 31 December 2021**

	2021 £	2020 £
INCOME AND ENDOWMENTS		
Donations and legacies		
Gifts	140,845	81,382
Donations	50,713	213,034
Gift aid	37,304	39,504
Legacies	146,635	36,942
Grants	114,580	77,949
Charitable activities	24,830	-
Donated services and facilities	-	2,484
Insurance claims	<u>5,350</u>	<u>200</u>
	520,257	451,495
Other trading activities		
Fundraising events	76,146	22,820
Investment income		
Rents received	57,713	69,023
Other fixed asset invest - FII	11,272	8,382
Deposit account interest	<u>1,230</u>	<u>1,132</u>
	<u>70,215</u>	<u>78,537</u>
Total incoming resources	666,618	552,852
EXPENDITURE		
Other trading activities		
Parish share	-	231,991
Vergers, organists and choir	9,417	9,941
Music and performance expenses	3,600	1,705
Cost of meetings	20	-
Diocesan share	<u>309,634</u>	<u>-</u>
	322,671	243,637
Charitable activities		
Children & young people	1,312	797
Church publications	35	28
Parish mission work	6,635	7,888
Support of diocesan projects	220	330
Support of church charities	476	18
Support of external charities	2,430	1,113
Fundraising costs	1,564	1,054
Clergy expenses	4,885	939
Parish administrator	22,678	28,432
Leasing and hire costs	1,073	936
General expenditure	<u>7,946</u>	<u>24,097</u>
	49,254	65,632
Support costs		
Management		
Rates and water	2,953	307
Insurance	19,198	17,594
Light and heat	31,196	41,140
Carried forward	53,347	59,041

This page does not form part of the statutory financial statements

Aled Mission Area

**Detailed Statement of Financial Activities
for the year ended 31 December 2021**

	2021	2020
	£	£
Management		
Brought forward	53,347	59,041
Telephone	3,862	3,442
Postage and stationery	2,861	2,578
Repairs and maintenance	59,514	32,685
Cleaning	1,181	656
Maintenance of services	5,057	3,014
Depreciation	3,554	3,569
Churchyard management costs	<u>13,107</u>	<u>21,140</u>
	142,483	126,125
Finance		
Bank charges	1,600	25
Governance costs		
Professional fees	244	-
Accountancy and legal fees	<u>4,800</u>	<u>12,061</u>
	<u>5,044</u>	<u>12,061</u>
Total resources expended	<u>521,052</u>	<u>447,480</u>
Net income	<u><u>145,566</u></u>	<u><u>105,372</u></u>

This page does not form part of the statutory financial statements

ALED MISSION AREA

England & Wales - Charity number 1180766

Accounts

**Report of the Trustees and
Unaudited Financial Statements
for the Year Ended 31 December 2020
for
Aled Mission Area**

Salisbury & Company
Chartered Accountants
Irish Square
Upper Denbigh Road
St Asaph
Denbighshire
LL17 0RN

**Contents of the Financial Statements
for the year ended 31 December 2020**

	Page
Report of the Trustees	1 to 4
Independent Examiner's Report	5
Statement of Financial Activities	6
Balance Sheet	7
Cash Flow Statement	8
Notes to the Cash Flow Statement	9
Notes to the Financial Statements	10 to 19
Detailed Statement of Financial Activities	20 to 21

Aled Mission Area

Report of the Trustees for the year ended 31 December 2020

The trustees present their report with the financial statements of the charity for the year ended 31 December 2020. The trustees have adopted the provisions of Accounting and Reporting by Charities: Statement of Recommended Practice applicable to charities preparing their accounts in accordance with the Financial Reporting Standard applicable in the UK and Republic of Ireland (FRS 102) (effective 1 January 2019).

OBJECTIVES AND ACTIVITIES

As required by the Charities Act 2011, the MISSION AREA CONFERENCE has given due regard to guidance published by the Charity Commission in respect of the operation of the public benefit requirement.

The activities undertaken to fulfil the MISSION AREA CONFERENCE's purposes for the public benefit are described and detailed hereunder. The Church in Wales is a Province within the Anglican Communion and seeks to advance the Christian religion through world-wide mission. It is the responsibility of the MISSION AREA CONFERENCE and the Incumbents to work together and co-operate in all matters of concern and importance to the MISSION AREA for the promotion of the mission of the Church, pastoral, evangelistic, social, and ecumenical in the MISSION AREA.

The MISSION AREA CONFERENCE is responsible, inter-alia, for the MISSION AREA budget and all expenditure thereunder, the care and maintenance of Church fabric and of the Churchyards, and for any action or other matter referred to it in accordance with the Constitution and is the normal channel of communication between the people of the MISSION AREA and the Diocesan Bishop.

THE MISSION AREA CONFERENCE PROVIDES A BENEFIT TO THE PUBLIC BY:

- a) The provision of regular public worship
- b) The provision of sacred space for personal prayer and contemplation.
- c) Pastoral work, including visiting the sick and the bereaved.
- d) Teaching of Christianity through sermons and small groups
- e) Taking of Assemblies in local schools
- f) Promotion of Christianity through staging of events and services, and the distribution of literature
- g) The provision of youth work with Christian ethos
- h) Promoting the whole mission and outreach of the Church in Wales in aiding community cohesion through provision of activities for older people, mothers and toddlers and other specific groups

MEMBERSHIP AND ATTENDANCE	2020	2019
Members on MISSION AREA Electoral Roll at 31.12	659	659
Easter Communicants	685	685
Christmas Communicants	557	557
Average weekly attendance (calculated for Church in Wales return)	320	320

Note these are last year's figures as with the pandemic it was not possible to produce figures for 2020.

ACHIEVEMENT AND PERFORMANCE

The Mission Area Leader resigned at the beginning of the year and a Lay Mission Area Leader Clive Myers who had long experience in the Church in Wales both locally and in the Province, was appointed. Two new clergy joined us during the year, Janice Brown who serves in Llanddulas and Llysfyaen, and Phillip Barratt in the churches in Llandrillo.

The Diocese decided to undertake a Review of Mission Areas in respect of their Mission, Outreach and Resources and produced a comprehensive report in April 2020. The Mission Area were then expected to consider the Review Recommendations and produce a plan for action. Sadly, just before the Report was produced, we were faced with lockdown, so all face-to-face activity had to cease. Nevertheless, the Shared Ministry team met virtually during lockdown and came up with a Mission Area Plan which was approved by the Conference with action over the forthcoming year.

Again, lockdown lasted longer than anyone expected so some aspects of the Plan could not be started. However, some things carried on albeit in different ways e.g., the Youth Work continued as virtually and there were resources circulated to families to use in conjunction with the Virtual Messy Church, a variety of online services were provided which were especially valued by the housebound as they could now participate in worship from their houses, and the Shared Ministry Team met every Monday to pray and to respond to issues thrown up by Covid.

Congregations responded generously to the problems faced by churches with no live congregations and giving by Standing Order increased. The Mission Area was able to pay its way to the Diocese during this time

FINANCIAL REVIEW

Reserves policy

The MISSION AREA CONFERENCE aims to retain a balance of unrestricted "free" reserves to provide working capital, and to meet any future shortfalls in receipts or unexpected payments, at least equal to 9 months payments. The unrestricted reserves amount

Aled Mission Area

Report of the Trustees for the year ended 31 December 2020

detailed above is in line with this policy.

FINANCIAL REVIEW

The consolidated balance sheet for the year, and the assets and liabilities at the year-end, are shown in the statements of account which accompany this report. Further detail of the results for the year and the Statement of Financial Activities as at 31 December 2020 are included in the ACHIEVEMENTS AND PERFORMANCE section of this report above.

Total funds carried forward at year end are represented by unrestricted funds of £1,470,284, £200,913 of restricted funds and endowment funds totalling £12,158 as shown by the Statement of Assets and Liabilities (Cash Funds, plus Other Monetary Assets, plus Investments, less Liabilities).

STRUCTURE, GOVERNANCE AND MANAGEMENT

The Church in Wales is governed by its Constitution, set up under section 13(1) of the Welsh Church Acts 1914, as amended from time to time by its Governing Body. The MISSION AREA CONFERENCE is not a body corporate. Its composition, procedures and powers are regulated by the Constitution, which provides that before assuming office, every member must sign a declaration that he or she will be bound by the Constitution.

The Constitution provides that the members of the MISSION AREA CONFERENCE shall be: The Incumbent, Vicars and Assistant Curates; two Church Wardens, one appointed by the Incumbent and one elected at the Annual Vestry Meeting(AVM); two Sub-wardens for each Church where there is more than one Church in the MISSION AREA, one appointed by the Incumbent and one elected at the AVM; Up to 25 lay members elected at the AVM; co-opted Secretary and Treasurer (if not already ex-officio or elected); and up to 7 further co-opted members. Lay, communicant persons over the age of 16 may be entered on an Electoral Roll (subject to certain conditions) and all such persons, so entered, are entitled to vote and to stand for election.

Aled Mission Area

**Report of the Trustees
for the year ended 31 December 2020**

REFERENCE AND ADMINISTRATIVE DETAILS

NUMBER

1176095

REGISTERED

20th November 2018

ALED MISSION AREA is situated in:

The Archdeaconry of St Asaph within the Diocese of St Asaph

CORRESPONDENCE ADDRESS:

36a Llandudno Road, Rhos on Sea, Colwyn Bay, LL28 4UD

MISSION AREA CONFERENCE FOR THE YEAR 2020

IN 2020 THE ALED MISSION AREA INCORPORATED 17 CHURCHES

St Michael's, Abergele

St Michael's, Betws yn Rhos

Christ Church, Bryn Y Maen

St David's, Colwyn Bay

St Paul's, Colwyn Bay

St Cynbryd, Llanddulas

St Elian, Llanellian

St Mary's Llanfair Talhaiarn

St Digain, Llangernyw

St Sannan, Llansannan

St Cynfran, Llysfaen

St John Baptist & St Catherine, Old Colwyn

Canolfan Dewi Sant, Pensarn

St George, Rhos on Sea

St Trillo's, Rhos on Sea

St Trillo's Chapel, Rhos on Sea

St George's, St George

THE TRUSTEES INCLUDED ALL THE CLERGY, ALL THE LICENSED LAY PEOPLE AND UP TO 2 REPRESENTATIVES FROM EACH CHURCH.

IN 2020 THEY WERE:

INCUMBENTS:

Canon Phillip Barratt, Vicar of Rhos on Sea

Revd Canon Quentin Bellamy, Vicar of Llanellian & Old Colwyn & Betws yn Rhos

Revd Kate Johnson, Vicar of Abergele, Pensarn & St George

Revd Christine Owen, Vicar of Bryn y Maen, Colwyn Bay

Revd Gwenda Cooper, Llanfair Talhaiarn, Llangernyw, Llansannan,

Revd Janice Brown, Vicar of Llanddulas & Llysfaen

ASSISTANT CURATES:

Rev Sue Storey

Rev John Searl

READERS:

Mr Alan Benbow, Mrs Ann Bland, Mr Brian Churchill, Mrs C Thomas, Dr Huw Lloyd

LAY CHAIR:

Mr Clive Myers

MISSION AREA WARDENS:

Mrs Elizabeth Squires, Dr Huw Lloyd

MISSION AREA TREASURER:

Vacant

ELECTED MISSION AREA CONFERENCE MEMBERS

Representing St Michael's, Abergele - Mrs Susan Morris


Representing St Michael's, Betws yn Rhos - Mr Roger Pinney

Aled Mission Area

Report of the Trustees
for the year ended 31 December 2020

Representing Christ Church, Bryn Y Maen - Mr Paul Bendall
Representing St Paul's, Colwyn Bay - Mrs Elizabeth Squires and Mrs Rachel Cutler
Representing St Cynbryd, Llanddulas - Mr Brian Bell
Representing St Elian, Llanelian - Mr John Temby & Mrs Jane Williams
Representing St Mary's Llanfair Talhaiarn - Mr Alan Benbow
Representing St Digain, Llangernyw - Mrs Ruth Davies
Representing St Sannan, Llansannan - Mrs Katy Williams
Representing St Cynfran, Llysfaen - Mrs Lucy Farrar & Mrs Celia Peter
Representing St John Baptist & St Catherine, Old Colwyn - Mrs Christine Amos & Mr Clive Myers
Representing Canolfan Dewi Sant, Pensarn - Mr Steve Morris
Representing St Trillo's - George Price and Mrs Chris McCracken
Representing St George, Rhos on Sea - Mr Mark Collick and Mr Gordon Jones
Representing St Trillo's Chapel, Rhos on Sea - Mr John Bullock
Representing St George, St George - Mr Mike Bird & Mr Dickon Fetherstonhaugh

Approved by order of the board of trustees on10/12/2021..... and signed on its behalf by:



Mr C Myers - Trustee

**Independent Examiner's Report to the Trustees of
Aled Mission Area**

Independent examiner's report to the trustees of Aled Mission Area

I report to the charity trustees on my examination of the accounts of Aled Mission Area (the Trust) for the year ended 31 December 2020.

Responsibilities and basis of report

As the charity trustees of the Trust you are responsible for the preparation of the accounts in accordance with the requirements of the Charities Act 2011 ('the Act').

I report in respect of my examination of the Trust's accounts carried out under section 145 of the Act and in carrying out my examination I have followed all applicable Directions given by the Charity Commission under section 145(5)(b) of the Act.

Independent examiner's statement

Since your charity's gross income exceeded £250,000 your examiner must be a member of a listed body. I can confirm that I am qualified to undertake the examination because I am a registered member of ICAEW which is one of the listed bodies.

I have completed my examination. I confirm that no material matters have come to my attention in connection with the examination giving me cause to believe that in any material respect:

1. accounting records were not kept in respect of the Trust as required by section 130 of the Act; or
2. the accounts do not accord with those records; or
3. the accounts do not comply with the applicable requirements concerning the form and content of accounts set out in the Charities (Accounts and Reports) Regulations 2008 other than any requirement that the accounts give a true and fair view which is not a matter considered as part of an independent examination.

I have no concerns and have come across no other matters in connection with the examination to which attention should be drawn in this report in order to enable a proper understanding of the accounts to be reached.



Aled Roberts
ICAEW
Salisbury & Company
Chartered Accountants
Irish Square
Upper Denbigh Road
St Asaph
Denbighshire
LL17 0RN

Date:10-12-2021.....

Aled Mission Area

**Statement of Financial Activities
for the year ended 31 December 2020**

	Notes	Unrestricted funds £	Restricted funds £	Endowment funds £	2020 Total funds £	2019 Total funds £
INCOME AND ENDOWMENTS FROM						
Donations and legacies	2	452,867	(1,372)	-	451,495	463,673
Other trading activities	3	22,687	133	-	22,820	45,537
Investment income	4	<u>69,367</u>	<u>9,170</u>	<u>-</u>	<u>78,537</u>	<u>113,164</u>
Total		544,921	7,931	-	552,852	622,374
EXPENDITURE ON						
Raising funds	5	370,045	11,803	-	381,848	604,263
Charitable activities	6					
Costs of generating voluntary income		65,068	564	-	65,632	79,636
Total		435,113	12,367	-	447,480	683,899
Net gains/(losses) on investments		<u>(171,886)</u>	<u>1,161</u>	<u>695</u>	<u>(170,030)</u>	<u>18,293</u>
NET INCOME/(EXPENDITURE)		(62,078)	(3,275)	695	(64,658)	(43,232)
Transfers between funds	16	<u>(10,072)</u>	<u>10,072</u>	<u>-</u>	<u>-</u>	<u>-</u>
Net movement in funds		(72,150)	6,797	695	(64,658)	(43,231)
RECONCILIATION OF FUNDS						
Total funds brought forward		<u>1,542,434</u>	<u>194,116</u>	<u>11,463</u>	<u>1,748,013</u>	<u>1,791,244</u>
TOTAL FUNDS CARRIED FORWARD		<u><u>1,470,284</u></u>	<u><u>200,913</u></u>	<u><u>12,158</u></u>	<u><u>1,683,355</u></u>	<u><u>1,748,013</u></u>


The notes form part of these financial statements

Aled Mission Area

Balance Sheet
31 December 2020

	Notes	Unrestricted funds £	Restricted funds £	Endowment funds £	2020 Total funds £	2019 Total funds £
FIXED ASSETS						
Tangible assets	10	636,389	-	-	636,389	639,958
Investments						
Investments	11	26,591	559	11,753	38,903	165,588
Social investments	12	<u>202,457</u>	<u>80,590</u>	<u>405</u>	<u>283,452</u>	<u>326,798</u>
		865,437	81,149	12,158	958,744	1,132,344
CURRENT ASSETS						
Debtors	13	70	198	-	268	70
Cash at bank		<u>604,777</u>	<u>148,919</u>	<u>-</u>	<u>753,696</u>	<u>645,927</u>
		604,847	149,117	-	753,964	645,997
CREDITORS						
Amounts falling due within one year	14	-	(29,353)	-	(29,353)	(30,328)
		<u>-</u>	<u>(29,353)</u>	<u>-</u>	<u>(29,353)</u>	<u>(30,328)</u>
NET CURRENT ASSETS		<u>604,847</u>	<u>119,764</u>	<u>-</u>	<u>724,611</u>	<u>615,669</u>
TOTAL ASSETS LESS CURRENT LIABILITIES						
		<u>1,470,284</u>	<u>200,913</u>	<u>12,158</u>	<u>1,683,355</u>	<u>1,748,013</u>
NET ASSETS		<u><u>1,470,284</u></u>	<u><u>200,913</u></u>	<u><u>12,158</u></u>	<u><u>1,683,355</u></u>	<u><u>1,748,013</u></u>
FUNDS						
Unrestricted funds	16				1,470,284	1,542,434
Restricted funds					200,913	194,116
Endowment funds					<u>12,158</u>	<u>11,463</u>
TOTAL FUNDS					<u><u>1,683,355</u></u>	<u><u>1,748,013</u></u>

The financial statements were approved by the Board of Trustees and authorised for issue on 10/12/2021 and were signed on its behalf by:


.....
Mr C Myers - Trustee

Aled Mission Area

Cash Flow Statement
for the year ended 31 December 2020

	Notes	2020 £	2019 £
Cash flows from operating activities			
Cash generated from operations	1	<u>94,764</u>	<u>(70,224)</u>
Net cash provided by/(used in) operating activities		<u>94,764</u>	<u>(70,224)</u>
Cash flows from investing activities			
Purchase of social investments		1	-
Sale of tangible fixed assets		3,569	-
Sale of fixed asset investments		-	25,000
Interest received		1,132	2,227
Dividends received		<u>8,382</u>	<u>12,857</u>
Net cash provided by investing activities		<u>13,084</u>	<u>40,084</u>
Change in cash and cash equivalents in the reporting period			
		107,848	(30,140)
Cash and cash equivalents at the beginning of the reporting period	2	<u>622,610</u>	<u>652,750</u>
Cash and cash equivalents at the end of the reporting period	2	<u><u>730,458</u></u>	<u><u>622,610</u></u>

The notes form part of these financial statements

Aled Mission Area

Notes to the Cash Flow Statement
for the year ended 31 December 2020

1. RECONCILIATION OF NET EXPENDITURE TO NET CASH FLOW FROM OPERATING ACTIVITIES			
		2020	2019
		£	£
Net expenditure for the reporting period (as per the Statement of Financial Activities)		(64,658)	(43,232)
Adjustments for:			
Depreciation charges		-	3,667
Losses/(gain) on investments		170,030	(18,293)
Interest received		(1,132)	(2,227)
Dividends received		(8,382)	(12,857)
(Increase)/decrease in debtors		(198)	4,080
Decrease in creditors		<u>(896)</u>	<u>(1,362)</u>
Net cash provided by/(used in) operations		<u>94,764</u>	<u>(70,224)</u>
2. ANALYSIS OF CASH AND CASH EQUIVALENTS			
		2020	2019
		£	£
Notice deposits (less than 3 months)		753,696	645,927
Overdrafts included in bank loans and overdrafts falling due within one year		<u>(23,238)</u>	<u>(23,317)</u>
Total cash and cash equivalents		<u>730,458</u>	<u>622,610</u>
3. ANALYSIS OF CHANGES IN NET FUNDS			
	At 1/1/20	Cash flow	At 31/12/20
	£	£	£
Net cash			
Cash at bank	645,927	107,769	753,696
Bank overdrafts	<u>(23,317)</u>	<u>79</u>	<u>(23,238)</u>
	<u>622,610</u>	<u>107,848</u>	<u>730,458</u>
Total	<u>622,610</u>	<u>107,848</u>	<u>730,458</u>

The notes form part of these financial statements

**Notes to the Financial Statements
for the year ended 31 December 2020**

1. ACCOUNTING POLICIES**Basis of preparing the financial statements**

The financial statements of the charity, which is a public benefit entity under FRS 102, have been prepared in accordance with the Charities SORP (FRS 102) 'Accounting and Reporting by Charities: Statement of Recommended Practice applicable to charities preparing their accounts in accordance with the Financial Reporting Standard applicable in the UK and Republic of Ireland (FRS 102) (effective 1 January 2019)', Financial Reporting Standard 102 'The Financial Reporting Standard applicable in the UK and Republic of Ireland' and the Charities Act 2011. The financial statements have been prepared under the historical cost convention, with the exception of investments which are included at market value, as modified by the revaluation of certain assets.

Going concern

After the financial year the World Health Organisation (WHO) declared Covid-19 as a worldwide pandemic. In relation to this the trustees have reviewed the charity's performance and all other considerations, and as a result believe that the going concern basis is reasonable.

Income

All income is recognised in the Statement of Financial Activities once the charity has entitlement to the funds, it is probable that the income will be received and the amount can be measured reliably.

Expenditure

Liabilities are recognised as expenditure as soon as there is a legal or constructive obligation committing the charity to that expenditure, it is probable that a transfer of economic benefits will be required in settlement and the amount of the obligation can be measured reliably. Expenditure is accounted for on an accruals basis and has been classified under headings that aggregate all cost related to the category. Where costs cannot be directly attributed to particular headings they have been allocated to activities on a basis consistent with the use of resources.

Tangible fixed assets

Depreciation is provided at the following annual rates in order to write off each asset over its estimated useful life.

Taxation

The charity is exempt from tax on its charitable activities.

Fund accounting

Unrestricted funds can be used in accordance with the charitable objectives at the discretion of the trustees.

Restricted funds can only be used for particular restricted purposes within the objects of the charity. Restrictions arise when specified by the donor or when funds are raised for particular restricted purposes.

Further explanation of the nature and purpose of each fund is included in the notes to the financial statements.

2. DONATIONS AND LEGACIES

	2020	2019
	£	£
Gifts	81,382	82,930
Donations	213,034	306,501
Gift aid	39,504	29,220
Legacies	36,942	5,055
Grants	77,949	25,298
Donated services and facilities	2,484	3,332
Insurance claims	200	11,337
	<u>451,495</u>	<u>463,673</u>

Grants received, included in the above, are as follows:

	2020	2019
	£	£
Default 1	<u>77,949</u>	<u>25,298</u>

Aled Mission Area

Notes to the Financial Statements - continued
for the year ended 31 December 2020

3. OTHER TRADING ACTIVITIES				
		2020	2019	
		£	£	
Fundraising events		<u>22,820</u>	<u>45,537</u>	
4. INVESTMENT INCOME				
		2020	2019	
		£	£	
Rents received		69,023	98,080	
Other fixed asset invest - FII		8,382	12,857	
Deposit account interest		<u>1,132</u>	<u>2,227</u>	
		<u>78,537</u>	<u>113,164</u>	
5. RAISING FUNDS				
Raising donations and legacies				
		2020	2019	
		£	£	
Support costs		<u>138,211</u>	<u>253,303</u>	
Other trading activities				
		2020	2019	
		£	£	
Parish share		231,991	293,334	
Vergers, organists and choir		9,941	13,685	
Music and performance expenses		<u>1,705</u>	<u>43,941</u>	
		<u>243,637</u>	<u>350,960</u>	
Aggregate amounts		<u>381,848</u>	<u>604,263</u>	
6. CHARITABLE ACTIVITIES COSTS				
			Direct	
			Costs	
			£	
Costs of generating voluntary income			<u>65,632</u>	
7. SUPPORT COSTS				
	Management	Finance	Governance	Totals
	£	£	costs	£
Raising donations and legacies	<u>126,125</u>	<u>25</u>	<u>12,061</u>	<u>138,211</u>
8. TRUSTEES' REMUNERATION AND BENEFITS				
There were no trustees' remuneration or other benefits for the year ended 31 December 2020 nor for the year ended 31 December 2019.				
Trustees' expenses				
There were no trustees' expenses paid for the year ended 31 December 2020 nor for the year ended 31 December 2019.				

Notes to the Financial Statements - continued
for the year ended 31 December 2020

9. COMPARATIVES FOR THE STATEMENT OF FINANCIAL ACTIVITIES

	Unrestricted funds £	Restricted funds £	Endowment funds £	Total funds £
INCOME AND ENDOWMENTS FROM				
Donations and legacies	461,335	2,338	-	463,673
Other trading activities	44,842	695	-	45,537
Investment income	<u>106,437</u>	<u>6,727</u>	<u>-</u>	<u>113,164</u>
Total	612,614	9,760	-	622,374
EXPENDITURE ON				
Raising funds	594,372	9,891	-	604,263
Charitable activities				
Costs of generating voluntary income	<u>79,289</u>	<u>347</u>	<u>-</u>	<u>79,636</u>
Total	673,661	10,238	-	683,899
Net gains on investments	<u>5,748</u>	<u>1,082</u>	<u>11,463</u>	<u>18,293</u>
NET INCOME/(EXPENDITURE)	(55,299)	604	11,463	(43,232)
Transfers between funds	<u>(55,681)</u>	<u>55,682</u>	<u>-</u>	<u>-</u>
Net movement in funds	(110,980)	56,286	11,463	(43,231)
RECONCILIATION OF FUNDS				
Total funds brought forward	<u>1,653,413</u>	<u>137,831</u>	<u>-</u>	<u>1,791,244</u>
TOTAL FUNDS CARRIED FORWARD	<u><u>1,542,433</u></u>	<u><u>194,117</u></u>	<u><u>11,463</u></u>	<u><u>1,748,013</u></u>

10. TANGIBLE FIXED ASSETS

	Freehold property £	Fixtures and fittings £	Totals £
COST			
At 1 January 2020	630,000	22,851	652,851
Disposals	<u>-</u>	<u>(3,569)</u>	<u>(3,569)</u>
At 31 December 2020	<u>630,000</u>	<u>19,282</u>	<u>649,282</u>
DEPRECIATION			
At 1 January 2020 and 31 December 2020	<u>-</u>	<u>12,893</u>	<u>12,893</u>
NET BOOK VALUE			
At 31 December 2020	<u>630,000</u>	<u>6,389</u>	<u>636,389</u>
At 31 December 2019	<u>630,000</u>	<u>9,958</u>	<u>639,958</u>

Aled Mission Area

Notes to the Financial Statements - continued
for the year ended 31 December 2020

11. FIXED ASSET INVESTMENTS

	Listed investments £
MARKET VALUE	
At 1 January 2020	165,588
Unrealised investment gains	<u>(126,685)</u>
At 31 December 2020	<u>38,903</u>
NET BOOK VALUE	
At 31 December 2020	<u>38,903</u>
At 31 December 2019	<u>165,588</u>

There were no investment assets outside the UK.

12. SOCIAL INVESTMENTS

	Other investments £
MARKET VALUE	
At 1 January 2020	326,798
Additions	(1)
Revaluations	<u>(43,345)</u>
At 31 December 2020	<u>283,452</u>
NET BOOK VALUE	
At 31 December 2020	<u>283,452</u>
At 31 December 2019	<u>326,798</u>

13. DEBTORS: AMOUNTS FALLING DUE WITHIN ONE YEAR

	2020	2019
	£	£
Trade debtors	<u>268</u>	<u>70</u>

14. CREDITORS: AMOUNTS FALLING DUE WITHIN ONE YEAR

	2020	2019
	£	£
Bank loans and overdrafts (see note 15)	23,238	23,317
Trade creditors	6,115	6,322
Other creditors	<u>-</u>	<u>689</u>
	<u>29,353</u>	<u>30,328</u>

15. LOANS

An analysis of the maturity of loans is given below:

	2020	2019
	£	£
Amounts falling due within one year on demand:		
Bank overdrafts	<u>23,238</u>	<u>23,317</u>

Notes to the Financial Statements - continued
for the year ended 31 December 2020

16. MOVEMENT IN FUNDS

	At 1/1/20 £	Net movement in funds £	Transfers between funds £	At 31/12/20 £
Unrestricted funds				
General fund	1,530,078	(60,445)	(10,205)	1,459,428
Designated Funds	11,223	(1,500)	-	9,723
RS Garden Fund	1,133	-	-	1,133
Spyce	-	(133)	133	-
	<u>1,542,434</u>	<u>(62,078)</u>	<u>(10,072)</u>	<u>1,470,284</u>
Restricted funds				
Organ fund	-	(9,108)	9,108	-
CIF	15,354	1,090	-	16,444
Churchyard Maintenance Fund	17	214	-	231
COIF Restoration Fund	10,051	(63)	-	9,988
Church Yard Fund	4,316	269	-	4,585
Llanelian Churchyard Fund	14,023	-	-	14,023
St Michaels Church Yard	6,748	-	-	6,748
Trofarth Church Yard	674	-	-	674
Churchyard Fund	14,619	157	964	15,740
Churchyard fund	65,934	-	-	65,934
Outdoor Crib	5,000	-	-	5,000
Frost Trust Fund	2,896	243	-	3,139
Organ Fund within Frost Trust	131	313	-	444
CCLA Organ Fund	1,482	(1)	-	1,481
Restoration	(2,093)	(913)	-	(3,006)
Social & Pastoral	2,133	-	-	2,133
Agency Collections	(23,291)	-	-	(23,291)
SED Memorial (Designated) Fund	1,035	-	-	1,035
Deposit Account (Designated) Fund	74,482	-	-	74,482
St Trillo Chancel Repair Fund (Restricted) Fund	559	(114)	-	445
HSBC Restoration Fund	46	(46)	-	-
St Asaph DBF Administrator Grant	-	4,202	-	4,202
DBF Coronavirus Emergency Fund Grant	-	482	-	482
	<u>194,116</u>	<u>(3,275)</u>	<u>10,072</u>	<u>200,913</u>
Endowment funds				
St Trillo L I Leather Legacy (Endowment) Fund	6,676	405	-	7,081
St Trillo Somers Gift (Endowment) Fund	4,787	290	-	5,077
	<u>11,463</u>	<u>695</u>	<u>-</u>	<u>12,158</u>
TOTAL FUNDS	<u>1,748,013</u>	<u>(64,658)</u>	<u>-</u>	<u>1,683,355</u>

Aled Mission Area

Notes to the Financial Statements - continued
for the year ended 31 December 2020

16. MOVEMENT IN FUNDS - continued

Net movement in funds, included in the above are as follows:

	Incoming resources £	Resources expended £	Gains and losses £	Movement in funds £
Unrestricted funds				
General fund	546,554	(435,113)	(171,886)	(60,445)
Designated Funds	(1,500)	-	-	(1,500)
Spyce	(133)	-	-	(133)
	<u>544,921</u>	<u>(435,113)</u>	<u>(171,886)</u>	<u>(62,078)</u>
Restricted funds				
Organ fund	(9,108)	-	-	(9,108)
CIF	(1)	-	1,091	1,090
Churchyard Maintenance Fund	1,635	(1,421)	-	214
COIF Restoration Fund	(63)	-	-	(63)
Church Yard Fund	547	(278)	-	269
Churchyard Fund	8,163	(8,006)	-	157
Frost Trust Fund	59	-	184	243
Organ Fund within Frost Trust	250	-	63	313
CCLA Organ Fund	62	-	(63)	(1)
Restoration	133	(1,046)	-	(913)
St Trillo Chancel Repair Fund (Restricted) Fund	-	-	(114)	(114)
HSBC Restoration Fund	(46)	-	-	(46)
St Asaph DBF Administrator Grant	4,300	(98)	-	4,202
DBF Coronavirus Emergency Fund Grant	<u>2,000</u>	<u>(1,518)</u>	<u>-</u>	<u>482</u>
	<u>7,931</u>	<u>(12,367)</u>	<u>1,161</u>	<u>(3,275)</u>
Endowment funds				
St Trillo L I Leather Legacy (Endowment) Fund	-	-	405	405
St Trillo Somers Gift (Endowment) Fund	<u>-</u>	<u>-</u>	<u>290</u>	<u>290</u>
	<u>-</u>	<u>-</u>	<u>695</u>	<u>695</u>
TOTAL FUNDS	<u><u>552,852</u></u>	<u><u>(447,480)</u></u>	<u><u>(170,030)</u></u>	<u><u>(64,658)</u></u>

Notes to the Financial Statements - continued
for the year ended 31 December 2020

16. MOVEMENT IN FUNDS - continued

Comparatives for movement in funds

	At 1/1/19 £	Net movement in funds £	Transfers between funds £	At 31/12/19 £
Unrestricted funds				
General fund	1,641,057	(55,298)	(55,681)	1,530,078
Designated Funds	11,223	-	-	11,223
RS Garden Fund	1,133	-	-	1,133
	<u>1,653,413</u>	<u>(55,298)</u>	<u>(55,681)</u>	<u>1,542,434</u>
Restricted funds				
Organ fund	-	259	(259)	-
CIF	15,353	-	1	15,354
Churchyard Maintenance Fund	20	(3)	-	17
COIF Restoration Fund	9,988	-	63	10,051
Church Yard Fund	4,216	100	-	4,316
Llanelian Churchyard Fund	14,023	-	-	14,023
St Michaels Church Yard	6,748	-	-	6,748
Trofarth Church Yard	674	-	-	674
Churchyard	11,826	-	(11,826)	-
Churchyard Fund	725	1,101	12,793	14,619
Churchyard fund	-	64,419	1,515	65,934
Outdoor Crib	5,000	-	-	5,000
Frost Trust Fund	2,743	153	-	2,896
Organ Fund within Frost Trust	6	100	25	131
CCLA Organ Fund	2,386	-	(904)	1,482
Restoration	(39)	(1,991)	(63)	(2,093)
Social & Pastoral	2,083	50	-	2,133
Revaluation Reserves	62,281	(62,329)	48	-
Agency Collections	(202)	(2,896)	(20,193)	(23,291)
SED Memorial (Designated) Fund	-	1,035	-	1,035
Deposit Account (Designated) Fund	-	-	74,482	74,482
St Trillo Chancel Repair Fund (Restricted) Fund	-	559	-	559
HSBC Restoration Fund	-	46	-	46
	<u>137,831</u>	<u>603</u>	<u>55,682</u>	<u>194,116</u>
Endowment funds				
St Trillo L I Leather Legacy (Endowment) Fund	-	6,676	-	6,676
St Trillo Somers Gift (Endowment) Fund	-	4,787	-	4,787
	<u>-</u>	<u>11,463</u>	<u>-</u>	<u>11,463</u>
TOTAL FUNDS	<u>1,791,244</u>	<u>(43,232)</u>	<u>-</u>	<u>1,748,013</u>

Aled Mission Area

Notes to the Financial Statements - continued
for the year ended 31 December 2020

16. MOVEMENT IN FUNDS - continued

Comparative net movement in funds, included in the above are as follows:

	Incoming resources £	Resources expended £	Gains and losses £	Movement in funds £
Unrestricted funds				
General fund	612,614	(673,660)	5,748	(55,298)
Restricted funds				
Organ fund	259	-	-	259
Churchyard Maintenance Fund	1,465	(1,468)	-	(3)
Church Yard Fund	1,008	(908)	-	100
Churchyard Fund	4,837	(3,736)	-	1,101
Churchyard fund	3,367	-	61,052	64,419
Frost Trust Fund	75	(300)	378	153
Organ Fund within Frost Trust	100	-	-	100
Restoration	1,836	(3,827)	-	(1,991)
Social & Pastoral	50	-	-	50
Revaluation Reserves	(1,422)	-	(60,907)	(62,329)
Agency Collections	(2,896)	-	-	(2,896)
SED Memorial (Designated) Fund	1,035	-	-	1,035
St Trillo Chancel Repair Fund (Restricted) Fund	-	-	559	559
HSBC Restoration Fund	46	-	-	46
	9,760	(10,239)	1,082	603
Endowment funds				
St Trillo L I Leather Legacy (Endowment) Fund	-	-	6,676	6,676
St Trillo Somers Gift (Endowment) Fund	-	-	4,787	4,787
	-	-	11,463	11,463
TOTAL FUNDS	<u>622,374</u>	<u>(683,899)</u>	<u>18,293</u>	<u>(43,232)</u>

Aled Mission Area

Notes to the Financial Statements - continued
for the year ended 31 December 2020

16. MOVEMENT IN FUNDS - continued

A current year 12 months and prior year 12 months combined position is as follows:

	At 1/1/19 £	Net movement in funds £	Transfers between funds £	At 31/12/20 £
Unrestricted funds				
General fund	1,641,057	(115,743)	(65,886)	1,459,428
Designated Funds	11,223	(1,500)	-	9,723
RS Garden Fund	1,133	-	-	1,133
Spyce	-	(133)	133	-
	<u>1,653,413</u>	<u>(117,376)</u>	<u>(65,753)</u>	<u>1,470,284</u>
Restricted funds				
Organ fund	-	(8,849)	8,849	-
CIF	15,353	1,090	1	16,444
Churchyard Maintenance Fund	20	211	-	231
COIF Restoration Fund	9,988	(63)	63	9,988
Church Yard Fund	4,216	369	-	4,585
Llanelian Churchyard Fund	14,023	-	-	14,023
St Michaels Church Yard	6,748	-	-	6,748
Trofarth Church Yard	674	-	-	674
Churchyard	11,826	-	(11,826)	-
Churchyard Fund	725	1,258	13,757	15,740
Churchyard fund	-	64,419	1,515	65,934
Outdoor Crib	5,000	-	-	5,000
Frost Trust Fund	2,743	396	-	3,139
Organ Fund within Frost Trust	6	413	25	444
CCLA Organ Fund	2,386	(1)	(904)	1,481
Restoration	(39)	(2,904)	(63)	(3,006)
Social & Pastoral	2,083	50	-	2,133
Revaluation Reserves	62,281	(62,329)	48	-
Agency Collections	(202)	(2,896)	(20,193)	(23,291)
SED Memorial (Designated) Fund	-	1,035	-	1,035
Deposit Account (Designated) Fund	-	-	74,482	74,482
St Trillo Chancel Repair Fund (Restricted) Fund	-	445	-	445
St Asaph DBF Administrator Grant	-	4,202	-	4,202
DBF Coronavirus Emergency Fund Grant	-	482	-	482
	<u>137,831</u>	<u>(2,672)</u>	<u>65,754</u>	<u>200,913</u>
Endowment funds				
St Trillo L I Leather Legacy (Endowment) Fund	-	7,081	-	7,081
St Trillo Somers Gift (Endowment) Fund	-	5,077	-	5,077
	<u>-</u>	<u>12,158</u>	<u>-</u>	<u>12,158</u>
TOTAL FUNDS	<u>1,791,244</u>	<u>(107,890)</u>	<u>-</u>	<u>1,683,355</u>

Aled Mission Area

Notes to the Financial Statements - continued
for the year ended 31 December 2020

16. MOVEMENT IN FUNDS - continued

A current year 12 months and prior year 12 months combined net movement in funds, included in the above are as follows:

	Incoming resources £	Resources expended £	Gains and losses £	Movement in funds £
Unrestricted funds				
General fund	1,159,168	(1,108,773)	(166,138)	(115,743)
Designated Funds	(1,500)	-	-	(1,500)
Spyce	(133)	-	-	(133)
	<u>1,157,535</u>	<u>(1,108,773)</u>	<u>(166,138)</u>	<u>(117,376)</u>
Restricted funds				
Organ fund	(8,849)	-	-	(8,849)
CIF	(1)	-	1,091	1,090
Churchyard Maintenance Fund	3,100	(2,889)	-	211
COIF Restoration Fund	(63)	-	-	(63)
Church Yard Fund	1,555	(1,186)	-	369
Churchyard Fund	13,000	(11,742)	-	1,258
Churchyard fund	3,367	-	61,052	64,419
Frost Trust Fund	134	(300)	562	396
Organ Fund within Frost Trust	350	-	63	413
CCLA Organ Fund	62	-	(63)	(1)
Restoration	1,969	(4,873)	-	(2,904)
Social & Pastoral	50	-	-	50
Revaluation Reserves	(1,422)	-	(60,907)	(62,329)
Agency Collections	(2,896)	-	-	(2,896)
SED Memorial (Designated) Fund	1,035	-	-	1,035
St Trillo Chancel Repair Fund (Restricted) Fund	-	-	445	445
St Asaph DBF Administrator Grant	4,300	(98)	-	4,202
DBF Coronavirus Emergency Fund Grant	<u>2,000</u>	<u>(1,518)</u>	<u>-</u>	<u>482</u>
	<u>17,691</u>	<u>(22,606)</u>	<u>2,243</u>	<u>(2,672)</u>
Endowment funds				
St Trillo L I Leather Legacy (Endowment) Fund	-	-	7,081	7,081
St Trillo Somers Gift (Endowment) Fund	<u>-</u>	<u>-</u>	<u>5,077</u>	<u>5,077</u>
	<u>-</u>	<u>-</u>	<u>12,158</u>	<u>12,158</u>
TOTAL FUNDS	<u>1,175,226</u>	<u>(1,131,379)</u>	<u>(151,737)</u>	<u>(107,890)</u>

17. RELATED PARTY DISCLOSURES

There were no related party transactions for the year ended 31 December 2020.

Aled Mission Area

**Detailed Statement of Financial Activities
for the year ended 31 December 2020**

	2020 £	2019 £
INCOME AND ENDOWMENTS		
Donations and legacies		
Gifts	81,382	82,930
Donations	213,034	306,501
Gift aid	39,504	29,220
Legacies	36,942	5,055
Grants	77,949	25,298
Donated services and facilities	2,484	3,332
Insurance claims	<u>200</u>	<u>11,337</u>
	451,495	463,673
Other trading activities		
Fundraising events	22,820	45,537
Investment income		
Rents received	69,023	98,080
Other fixed asset invest - FII	8,382	12,857
Deposit account interest	<u>1,132</u>	<u>2,227</u>
	<u>78,537</u>	<u>113,164</u>
Total incoming resources	552,852	622,374
EXPENDITURE		
Other trading activities		
Parish share	231,991	293,334
Vergers, organists and choir	9,941	13,685
Music and performance expenses	<u>1,705</u>	<u>43,941</u>
	243,637	350,960
Charitable activities		
Children & young people	797	1,792
Church publications	28	47
Parish mission work	7,888	5,651
Support of diocesan projects	330	170
Support of church charities	18	1,935
Support of external charities	1,113	2,258
Fundraising costs	1,054	2,641
Clergy expenses	939	7,354
Parish administrator	28,432	41,620
Leasing and hire costs	936	360
Parish lay workers	-	25
General expenditure	<u>24,097</u>	<u>15,783</u>
	65,632	79,636
Support costs		
Management		
Rates and water	307	3,962
Insurance	17,594	19,232
Light and heat	41,140	40,206
Telephone	3,442	5,288
Postage and stationery	2,578	4,115
Carried forward	65,061	72,803

This page does not form part of the statutory financial statements

Aled Mission Area

Detailed Statement of Financial Activities
for the year ended 31 December 2020

	2020 £	2019 £
Management		
Brought forward	65,061	72,803
Repairs and maintenance	32,685	146,387
Cleaning	656	388
Maintenance of services	3,014	4,818
Depreciation	3,569	3,667
Churchyard management costs	<u>21,140</u>	<u>20,419</u>
	126,125	248,482
Finance		
Bank charges	25	29
Governance costs		
Accountancy and legal fees	<u>12,061</u>	<u>4,792</u>
Total resources expended	<u>447,480</u>	<u>683,899</u>
Net income/(expenditure)	<u>105,372</u>	<u>(61,525)</u>

