

SELSTON PARISH VILLAGE HALLS CHARITY

England & Wales · Charity number 1177497

Details

Status Registered

Legal form CIO

Registered 2018-03-12

Register [View on the Charity Commission register](#)

Contact

Address Selston Parish Council
Parish Hall
Mansfield Road
Selston
Nottingham
NG16 6EE

Phone 01773812012

Email clerk@selstonparishcouncil.gov.uk

Website <http://selstonparishcouncil.gov.uk>

Activities

Objects: THE OBJECTS OF THE CIO ARE TO ESTABLISH AND RUN 3 VILLAGE HALLS; JACKSDALE COMMUNITY CENTRE, UNDERWOOD COMMUNITY CENTRE AND SELSTON PARISH HALL AND RECREATION GROUND AND TO PROMOTE FOR THE BENEFIT OF THE INHABITANTS OF THE PARISH OF SELSTON ("AREA OF BENEFIT") WITHOUT DISTINCTION OF SEX, SEXUAL ORIENTATION, AGE, DISABILITY, NATIONALITY, RACE OR POLITICAL, RELIGIOUS OR OTHER OPINIONS THE PROVISION OF FACILITIES FOR RECREATION OR OTHER LEISURE TIME OCCUPATION OF INDIVIDUALS WHO HAVE NEED OF SUCH FACILITIES BY REASON OF THEIR YOUTH, AGE, INFIRMITY OR DISABLEMENT, FINANCIAL HARDSHIP OR SOCIAL AND ECONOMIC CIRCUMSTANCES OR FOR THE PUBLIC AT LARGE IN THE INTERESTS OF SOCIAL WELFARE AND WITH THE OBJECT OF IMPROVING THE CONDITIONS OF LIFE OF THE SAID INHABITANTS.

Activities: The Village Halls provide spaces for the inhabitants of Selston Parish to take part in physical exercise, training, meetings, lectures, classes and other such forms of recreation having the object of improving the conditions of life for said inhabitants.

Classification

- **How:** Provides Buildings/facilities/open Space
- **What:** General Charitable Purposes, Recreation
- **Who:** Children/young People, Elderly/old People, People With Disabilities, Other Charities Or Voluntary Bodies, The General Public/mankind

Geography

- Nottinghamshire

Finances

Period end	Income	Expenditure	Assets	Employees
2025-03-31	£151,375	£99,551	-	-
2024-03-31	£119,099	£154,181	-	-
2023-03-31	£109,470	£182,730	-	-
2022-03-31	£107,189	£73,846	-	-
2021-03-31	£100,519	£56,546	-	-

Trustees

Name	Role	Appointed
BRIAN JACKSON		2024-02-12
Christine Dixon		2025-11-10
Dawn Justice		2024-03-18
Helen Dooley		2025-06-16
JOHN FRANKLIN-PRYCE		2024-06-03
JULIE GREGORY		2025-01-13
James Naylor		2025-06-16
Mary Wright		2021-10-14
SUSAN JACKSON		2018-02-07
Sarah Slater		2023-11-20

SELSTON PARISH VILLAGE HALLS CHARITY

England & Wales - Charity number 1177497

Accounts



Trustees' Annual Report for the period

From 01/04/24 Period start date To 31/03/2025 Period end date

Charity name: Selston Parish Village Halls Charity

Charity registration number: 1177497

Objectives and Activities

<p>Summary of the purposes of the charity as set out in its governing document</p>	<p>The Village Halls are for the inhabitants of the Parish of Selston for use for the purposes of physical exercise, training, meetings, lectures, classes & such other forms of recreation having the object of improving the conditions of life for the said inhabitants</p>
<p>Summary of the main activities in relation to those purposes for the public benefit, in particular, the activities, projects or services identified in the accounts.</p>	<p>Coffee mornings were held at Selston Parish Hall & Jacksdale Community Centre on the 18th March 2025 as part of Village Halls week to promote the centres and their hirers. Volunteers continue to help to maintain the sporting facilities. Volunteers are holding a weekly Community Kitchen at Jacksdale Community Centre. Various groups hire the Halls on a weekly basis for varying activities including yoga, dancing, art, keep fit, carpet bowls, craft, tae kwon do, ladies section, Rainbows, Beavers, and community groups. SPEG, Busy Bee Quilters, Nimble Fingers. The Recreation ground and Pavilion is home to Selston Football Club who have 15 teams age range from 5 to 50, Selston Cricket Club have 5 teams of varying ages and Selston Bowls team. The office at Selston Parish Hall is a contact point to provide help and support to residents.</p>
<p>Statement confirming whether the trustees have had regard to the guidance issued by the Charity Commission on public benefit</p>	<p>We offer access to wide range of social, leisure & sporting activities for the local community through provision & maintenance of Selston Parish Halls and Recreation Grounds.</p>

Summary of the main achievements of the charity, identifying the difference the charity's work has made to the circumstances of its beneficiaries and any wider benefits to society as a whole.	National Lottery funding application for a safety surface at Underwood Community Centre was successful. Works will be carried out in the Easter holidays.
---	--

Financial Review

Review of the charity's financial position at the end of the period	Selston Parish Village Halls Charity has received income from room hire and grants from Selston Parish Council and the National Lottery.
Statement explaining the policy for holding reserves stating why they are held	EMR Reserves are held for future improvements to the facilities and the general reserves will be used to run the facilities.
Amount of reserves held	EMR £27716 General £67086

Structure, Governance and Management

Description of charity's trusts:	
Type of governing document (trust deed, royal charter)	Constitution
How is the charity constituted? (e.g unincorporated association, CIO)	CIO
Trustee selection methods including details of any constitutional provisions e.g. election to post or name of any person or body entitled to appoint one or more trustees	See section 9.3 to 9.12 of Constitution adopted 5th February 2018

Additional information (optional)

You may choose to include further statements where relevant about:

Policies and procedures adopted for the induction and training of trustees	Para 1.51	
The charity's organisational structure and any wider network with which the charity works	Para 1.51	
Relationship with any related parties	Para 1.51	Selston Parish Village Halls Charity has a management agreement with Selston Parish Council
Other		

Reference and Administrative details

Charity name	Selston Parish Village Halls Charity
Other name the charity uses	
Registered charity number	1177497
Charity's principal address	Parish Hall Mansfield Road Selston Notts NG16 6EE

Names of the charity trustees who manage the charity

	Trustee name	Office (if any)	Dates acted if not for whole year	Name of person (or body) entitled to appoint trustee (if any)
1	Dawn Hodgman		Resigned 1.7.24	
2	Sue Jackson			Selston Parish Council
3	Caroline Wilson			
4	Susanne Holmes			Selston Parish Council
5	Michele Page			
6	Mick Garner		Resigned 10.9.24	
7	John Franklin-Pryce		Co-opted 3.6.24	
8	Sam Limb		Resigned 7.10.24	Selston Parish Council
9	Mary Wright			
10	Joe O'Byrne		Resigned 10.9.24	
11	Deborah Roe		Resigned 10.9.24	
12	Lauren Whyte			
13	Rebecca Bennett		Resigned 10.9.24	
14	Sarah Slater			
15	Claire Gregory			
16	Brian Jackson			
17	Dennis Wilson			
18	Dawn Justice	Chair		Selston Parish Council

Corporate trustees – names of the directors at the date the report was approved

Director name		

Name of trustees holding title to property belonging to the charity

Trustee name	Dates acted if not for whole year	

Funds held as custodian trustees on behalf of others

Description of the assets held in this capacity	
Name and objects of the charity on whose behalf the assets are held and how this falls within the custodian charity's objects	
Details of arrangements for safe custody and segregation of such assets from the charity's own assets	

Additional information (optional)

Names and addresses of advisers (Optional information)

Type of adviser	Name	Address

Name of chief executive or names of senior staff members (Optional information)

Lisa Simpson - Parish Clerk

Exemptions from disclosure

Reason for non-disclosure of key personnel details

--

Declarations

The trustees declare that they have approved the trustees' report above.

Signed on behalf of the charity's trustees

Signature(s)	<i>S Jackson</i>	
Full name(s)	SUSAN JACKSON	
Position (eg Secretary, Chair, etc)	Vice Chair	
Date	10/11/25	



Section A

Independent Examiner's Report

Report to the trustees

Charity Name
Selston Parish Village Halls Charity

On accounts for the year
ended

31st March 2025

Charity no
(if any)

1177497

Set out on pages

1-5

(Remember to check the page numbers of pages of notes.)

I report to the trustees on my examination of the accounts of the above charity ("the Trust") for the year ended 31/03/2025.

Responsibilities and
basis of report

As the charity's trustees, you are responsible for the preparation of the accounts in accordance with the requirements of the Charities Act 2011 ("the Act").

I report in respect of my examination of the Trust's accounts carried out under section 145 of the 2011 Act and in carrying out my examination, I have followed all the applicable Directions given by the Charity Commission under section 145(5)(b) of the Act.

Independent
examiner's statement

I have completed my examination. I confirm that no material matters have come to my attention in connection with the examination (other than that disclosed below *) which gives me cause to believe that in any material respect:

- the accounting records were not kept in accordance with section 130 of the Charities Act; or
- the accounts did not accord with the accounting records; or
- the accounts did not comply with the applicable requirements concerning the form and content of accounts set out in the Charities (Accounts and Reports) Regulations 2008 other than any requirement that the accounts give a 'true and fair' view which is not a matter considered as part of an independent examination.

I have no concerns and have come across no other matters in connection with the examination to which attention should be drawn in this report in order to enable a proper understanding of the accounts to be reached.

** Please delete the words in the brackets if they do not apply.*

Signed:

Date:

3 September 2025

Name:

Mr Jamie Watson

Relevant professional
qualification(s) or body
(if any):

ICAEW

Address:

Pells

1 Derby Road, Eastwood, Nottingham, NG16 3PA

Section B

Disclosure

Only complete if the examiner needs to highlight material matters of concern (see CC32, Independent examination of charity accounts: directions and guidance for examiners).

Give here brief details of any items that the examiner wishes to disclose.

Selston Parish Village Halls Charity

Income and Expenditure Account for Year Ended 31st March 2025

31st March 2024		31st March 2025
	Operating Income	
6,818	Outdoor Recreation	9,038
61,177	Parish Hall	69,704
18,060	Jacksdale Community Centre	22,161
33,044	Underwood Community Centre	50,471
<u>119,099</u>	Total Income	<u>151,375</u>
	Running Costs	
7,880	Admin	6,960
30,599	Capital Expenditure	0
17,701	Outdoor Recreation	8,582
59,943	Parish Hall	49,988
15,934	Jacksdale Community Centre	14,072
22,124	Underwood Community Centre	19,950
<u>154,181</u>	Total Expenditure	<u>99,551</u>
	General Fund Analysis	
42,997	Opening Balance	27,023
119,099	Plus : Income for Year	151,375
<u>162,095</u>		<u>178,397</u>
154,181	Less : Expenditure for Year	99,551
7,915		78,846
<u>(19,108)</u>	Transfers TO / FROM Reserves	11,760
<u>27,023</u>	Closing Balance	<u>67,086</u>

① Jw
31/3/25

Detailed Income & Expenditure by Budget Heading 31/03/2025

Month No: 12

Cost Centre Report

	Actual Last Year	Actual Year To Date	Current Annual Bud	Variance Annual Total	Committed Expenditure	Funds Available	% Spent	Transfer to/from EMR
<u>101 Admin</u>								
4030 Insurance	7,400	6,480	7,500	1,020		1,020	86.4%	
4405 Miscellaneous Services	480	480	800	320		320	60.0%	
Admin :- Indirect Expenditure	<u>7,880</u>	<u>6,960</u>	<u>8,300</u>	<u>1,340</u>	<u>0</u>	<u>1,340</u>	<u>83.9%</u>	<u>0</u>
Net Expenditure	<u>(7,880)</u>	<u>(6,960)</u>	<u>(8,300)</u>	<u>(1,340)</u>				
<u>108 Capital Expenditure</u>								
4230 Capital Expenditure PH	6,935	0	0	0		0	0.0%	
4240 Capital Expenditure UWood	23,664	0	0	0		0	0.0%	
Capital Expenditure :- Indirect Expenditure	<u>30,599</u>	<u>0</u>	<u>0</u>	<u>0</u>	<u>0</u>	<u>0</u>		<u>0</u>
Net Expenditure	<u>(30,599)</u>	<u>0</u>	<u>0</u>	<u>0</u>				
6000 plus Transfer from EMR	10,000	0	0	0				
Movement to/(from) Gen Reserve	<u>(20,599)</u>	<u>0</u>	<u>0</u>	<u>0</u>				
<u>120 Outdoor Recreation</u>								
1200 Fees & Charges	3,678	8,300	4,000	(4,300)			207.5%	
1902 Misc Income	3,140	738	0	(738)			0.0%	
Outdoor Recreation :- Income	<u>6,818</u>	<u>9,038</u>	<u>4,000</u>	<u>(5,038)</u>			<u>226.0%</u>	<u>0</u>
4380 Metered Water Charge	1,514	1,393	2,000	607		607	69.7%	
4385 Electricity	3,189	1,782	3,200	1,418		1,418	55.7%	
4390 Gas	1,605	931	2,550	1,619		1,619	36.5%	
4405 Miscellaneous Services	842	19	600	581		581	3.2%	
4415 Repairs & Maint. Buildings	7,111	3,543	2,500	(1,043)		(1,043)	141.7%	
4430 Fire Fighting Equipment	329	92	300	208		208	30.7%	
4436 Legionella	444	648	600	(48)		(48)	108.0%	
4505 Cleaning Materials	103	0	0	0		0	0.0%	
4570 Fire Alarm	2,563	173	150	(23)		(23)	115.2%	
Outdoor Recreation :- Indirect Expenditure	<u>17,701</u>	<u>8,582</u>	<u>11,900</u>	<u>3,318</u>	<u>0</u>	<u>3,318</u>	<u>72.1%</u>	<u>0</u>
Net Income over Expenditure	<u>(10,883)</u>	<u>456</u>	<u>(7,900)</u>	<u>(8,356)</u>				
6000 plus Transfer from EMR	4,472	0	0	0				
Movement to/(from) Gen Reserve	<u>(6,411)</u>	<u>456</u>	<u>(7,900)</u>	<u>(8,356)</u>				
<u>130 Parish Hall</u>								
1150 Donations Received	25,537	30,328	38,000	7,672			79.8%	
1210 Rents Received	29,115	31,566	25,000	(6,566)			126.3%	
1400 Feed in Tariff	1,043	1,624	700	(924)			232.0%	

② JW
31/03/25

Detailed Income & Expenditure by Budget Heading 31/03/2025

Month No: 12

Cost Centre Report

	Actual Last Year	Actual Year To Date	Current Annual Bud	Variance Annual Total	Committed Expenditure	Funds Available	% Spent	Transfer to/from EMR
1401 RHI	5,380	6,169	5,000	(1,169)			123.4%	
1900 Miscellaneous Income	102	18	0	(18)			0.0%	
Parish Hall :- Income	<u>61,177</u>	<u>69,704</u>	<u>68,700</u>	<u>(1,004)</u>			<u>101.5%</u>	<u>0</u>
4380 Metered Water Charge	366	851	1,500	649		649	56.8%	
4385 Electricity	7,689	3,923	7,250	3,327		3,327	54.1%	
4405 Miscellaneous Services	318	0	0	0		0	0.0%	
4412 Music Licence	423	0	600	600		600	0.0%	
4415 Repairs & Maint. Buildings	11,244	3,912	3,000	(912)		(912)	130.4%	
4430 Fire Fighting Equipment	412	430	500	70		70	86.0%	
4436 Legionella	52	96	150	54		54	64.0%	
4470 Wages	17,903	30,328	38,000	7,672		7,672	79.8%	
4471 Tax/NI/pension Contribution	7,634	0	0	0		0	0.0%	
4480 Clothing & Uniforms	3	0	100	100		100	0.0%	
4500 Fuel	10,379	8,260	13,500	5,240		5,240	61.2%	
4505 Cleaning Materials	462	424	500	76		76	84.7%	
4520 Refuse Collection	1,452	1,571	1,650	79		79	95.2%	
4525 Telephones	23	0	130	130		130	0.0%	
4530 Printing & Stationery	0	2	0	(2)		(2)	0.0%	
4570 Fire Alarm	144	173	220	47		47	78.5%	
4580 Equipment Maintenance	1,437	19	500	481		481	3.8%	
Parish Hall :- Indirect Expenditure	<u>59,943</u>	<u>49,988</u>	<u>67,600</u>	<u>17,612</u>	<u>0</u>	<u>17,612</u>	<u>73.9%</u>	<u>0</u>
Net Income over Expenditure	<u>1,233</u>	<u>19,717</u>	<u>1,100</u>	<u>(18,617)</u>				
6000 plus Transfer from EMR	2,056	0	0	0				
Movement to/(from) Gen Reserve	<u>3,290</u>	<u>19,717</u>	<u>1,100</u>	<u>(18,617)</u>				
<u>201 Jacksdale Community Centre</u>								
1150 Donations Received	6,843	9,566	15,000	5,434			63.8%	
1210 Rents Received	10,987	12,282	9,000	(3,282)			136.5%	
1400 Feed In Tariff	230	313	300	(13)			104.2%	
Jacksdale Community Centre :- Income	<u>18,060</u>	<u>22,161</u>	<u>24,300</u>	<u>2,139</u>			<u>91.2%</u>	<u>0</u>
4380 Metered Water Charge	443	456	500	44		44	91.2%	
4385 Electricity	1,424	1,250	1,800	550		550	69.5%	
4390 Gas	529	569	1,500	931		931	38.0%	
4405 Miscellaneous Services	318	0	0	0		0	0.0%	
4410 Music License	84	0	200	200		200	0.0%	
4415 Repairs & Maint. Buildings	3,730	394	2,000	1,606		1,606	19.7%	
4430 Fire Fighting Equipment	226	63	300	237		237	21.1%	
4436 Legionella	521	96	650	554		554	14.8%	

③ JW
3/1/25

Detailed Income & Expenditure by Budget Heading 31/03/2025

Month No: 12

Cost Centre Report

	Actual Last Year	Actual Year To Date	Current Annual Bud	Variance Annual Total	Committed Expenditure	Funds Available	% Spent	Transfer to/from EMR
4470 Wages	5,646	9,566	15,000	5,434		5,434	63.8%	
4471 Tax/NI/pension Contribution	1,197	0	0	0		0	0.0%	
4480 Clothing & Uniforms	24	0	100	100		100	0.0%	
4505 Cleaning Materials	493	395	450	55		55	87.8%	
4520 Refuse Collection	529	559	600	41		41	93.1%	
4525 Telephones	580	551	625	74		74	88.1%	
4570 Fire Alarm	190	173	200	27		27	86.4%	
Jacksdale Community Centre :- Indirect Expenditure	15,934	14,072	23,925	9,853	0	9,853	58.8%	0
Net Income over Expenditure	2,126	8,089	375	(7,714)				
6000 plus Transfer from EMR	2,580	0	0	0				
Movement to/(from) Gen Reserve	4,706	8,089	375	(7,714)				
301 Underwood Community Centre								
1100 Donations Received	0	11,760	0	(11,760)			0.0%	11,760
1150 Donations Received	15,030	14,767	17,065	2,298			86.5%	
1210 Rents Received	17,550	23,114	14,000	(9,114)			165.1%	
1400 Feed in Tariff	464	830	600	(230)			138.4%	
Underwood Community Centre :- Income	33,044	50,471	31,665	(18,806)			159.4%	11,760
4380 Metered Water Charge	851	509	800	291		291	63.6%	
4385 Electricity	1,048	944	1,500	556		556	63.0%	
4390 Gas	534	765	1,500	735		735	51.0%	
4401 Miscellaneous Expenditure	246	338	300	(38)		(38)	112.7%	
4405 Miscellaneous Services	318	0	0	0		0	0.0%	
4411 Music License	174	0	200	200		200	0.0%	
4415 Repairs & Maint. Buildings	1,262	359	2,000	1,641		1,641	18.0%	
4430 Fire Fighting Equipment	469	70	400	330		330	17.6%	
4436 Legionella	52	54	200	146		146	27.0%	
4470 Wages	13,029	14,767	17,065	2,298		2,298	86.5%	
4471 Tax/NI/pension Contribution	2,001	0	0	0		0	0.0%	
4480 Clothing & Uniforms	0	0	100	100		100	0.0%	
4505 Cleaning Materials	437	395	400	5		5	98.8%	
4520 Refuse Collection	974	1,024	1,100	76		76	93.1%	
4525 Telephones	585	551	700	149		149	78.7%	
4570 Fire Alarm	144	173	200	27		27	86.4%	
Underwood Community Centre :- Indirect Expenditure	22,124	19,950	26,465	6,515	0	6,515	75.4%	0
Net Income over Expenditure	10,920	30,522	5,200	(25,322)				
6001 less Transfer to EMR	0	11,760	0	(11,760)				
Movement to/(from) Gen Reserve	10,920	18,762	5,200	(13,562)				

(4) JW
3/9/25

Detailed Income & Expenditure by Budget Heading 31/03/2025

Month No: 12

Cost Centre Report

	Actual Last Year	Actual Year To Date	Current Annual Bud	Variance Annual Total	Committed Expenditure	Funds Available	% Spent	Transfer to/from EMR
Grand Totals:- Income	119,099	151,375	128,665	(22,710)			117.7%	
Expenditure	154,181	99,551	138,190	38,639	0	38,639	72.0%	
Net Income over Expenditure	(35,082)	51,823	(9,525)	(61,348)				
plus Transfer from EMR	19,108	0	0	0				
less Transfer to EMR	0	11,760	0	(11,760)				
Movement to/(from) Gen Reserve	(15,974)	40,063	(9,525)	(49,588)				

⑤ JW
3/4/25



Section A

Independent Examiner's Report

Report to the trustees

Charity Name
Selston Parish Village Halls Charity

On accounts for the year ended

31 st March 2025	Charity no (if any)	1177497
-----------------------------	----------------------------	---------

Set out on pages

1-5
(as ordered to include the page numbers of further documents)

I report to the trustees on my examination of the accounts of the above charity ("the Trust") for the year ended 31/03/2025.

Responsibilities and basis of report

As the charity's trustees, you are responsible for the preparation of the accounts in accordance with the requirements of the Charities Act 2011 ("the Act").

I report in respect of my examination of the Trust's accounts carried out under section 145 of the 2011 Act and in carrying out my examination, I have followed all the applicable Directions given by the Charity Commission under section 145(5)(b) of the Act.

Independent examiner's statement

I have completed my examination. I confirm that no material matters have come to my attention in connection with the examination (other than that disclosed below *) which gives me cause to believe that in any material respect:

- the accounting records were not kept in accordance with section 130 of the Charities Act; or
- the accounts did not accord with the accounting records; or
- the accounts did not comply with the applicable requirements concerning the form and content of accounts set out in the Charities (Accounts and Reports) Regulations 2008 other than any requirement that the accounts give a 'true and fair' view which is not a matter considered as part of an independent examination.

I have no concerns and have come across no other matters in connection with the examination to which attention should be drawn in this report in order to enable a proper understanding of the accounts to be reached.

** Please delete the words in the brackets if they do not apply.*

Signed: 

Date: 3 September 2025

Name: Mr Jamie Watson

Relevant professional qualification(s) or body (if any):

ICAEW

Address:

Pells
1 Derby Road, Eastwood, Nottingham, NG16 3PA

Section B

Disclosure

Only complete if the examiner needs to highlight material matters of concern (see CC32, Independent examination of charity accounts: directions and guidance for examiners).

Give here brief details of any items that the examiner wishes to disclose.

Selston Parish Village Halls Charity

Income and Expenditure Account for Year Ended 31st March 2025

31st March 2024		31st March 2025
	Operating Income	
6,818	Outdoor Recreation	9,038
61,177	Parish Hall	69,704
18,060	Jacksdale Community Centre	22,161
33,044	Underwood Community Centre	50,471
<u>119,099</u>	Total Income	<u>151,375</u>
	Running Costs	
7,880	Admin	6,960
30,599	Capital Expenditure	0
17,701	Outdoor Recreation	8,582
59,943	Parish Hall	49,988
15,934	Jacksdale Community Centre	14,072
22,124	Underwood Community Centre	19,950
<u>154,181</u>	Total Expenditure	<u>99,551</u>
	General Fund Analysis	
42,997	Opening Balance	27,023
119,099	Plus : Income for Year	151,375
<u>162,095</u>		<u>178,397</u>
154,181	Less : Expenditure for Year	99,551
7,915		78,846
<u>(19,108)</u>	Transfers TO / FROM Reserves	11,760
<u>27,023</u>	Closing Balance	<u>67,086</u>

① Jw
31/3/25

Detailed Income & Expenditure by Budget Heading 31/03/2025

Month No: 12

Cost Centre Report

	Actual Last Year	Actual Year To Date	Current Annual Bud	Variance Annual Total	Committed Expenditure	Funds Available	% Spent	Transfer to/from EMR
<u>101 Admin</u>								
4030 Insurance	7,400	6,480	7,500	1,020		1,020	86.4%	
4405 Miscellaneous Services	480	480	800	320		320	60.0%	
Admin :- Indirect Expenditure	<u>7,880</u>	<u>6,960</u>	<u>8,300</u>	<u>1,340</u>	<u>0</u>	<u>1,340</u>	<u>83.9%</u>	<u>0</u>
Net Expenditure	<u>(7,880)</u>	<u>(6,960)</u>	<u>(8,300)</u>	<u>(1,340)</u>				
<u>108 Capital Expenditure</u>								
4230 Capital Expenditure PH	6,935	0	0	0		0	0.0%	
4240 Capital Expenditure UWood	23,664	0	0	0		0	0.0%	
Capital Expenditure :- Indirect Expenditure	<u>30,599</u>	<u>0</u>	<u>0</u>	<u>0</u>	<u>0</u>	<u>0</u>		<u>0</u>
Net Expenditure	<u>(30,599)</u>	<u>0</u>	<u>0</u>	<u>0</u>				
6000 plus Transfer from EMR	10,000	0	0	0				
Movement to/(from) Gen Reserve	<u>(20,599)</u>	<u>0</u>	<u>0</u>	<u>0</u>				
<u>120 Outdoor Recreation</u>								
1200 Fees & Charges	3,678	8,300	4,000	(4,300)			207.5%	
1902 Misc Income	3,140	738	0	(738)			0.0%	
Outdoor Recreation :- Income	<u>6,818</u>	<u>9,038</u>	<u>4,000</u>	<u>(5,038)</u>			<u>226.0%</u>	<u>0</u>
4380 Metered Water Charge	1,514	1,393	2,000	607		607	69.7%	
4385 Electricity	3,189	1,782	3,200	1,418		1,418	55.7%	
4390 Gas	1,605	931	2,550	1,619		1,619	36.5%	
4405 Miscellaneous Services	842	19	600	581		581	3.2%	
4415 Repairs & Maint. Buildings	7,111	3,543	2,500	(1,043)		(1,043)	141.7%	
4430 Fire Fighting Equipment	329	92	300	208		208	30.7%	
4436 Legionella	444	648	600	(48)		(48)	108.0%	
4505 Cleaning Materials	103	0	0	0		0	0.0%	
4570 Fire Alarm	2,563	173	150	(23)		(23)	115.2%	
Outdoor Recreation :- Indirect Expenditure	<u>17,701</u>	<u>8,582</u>	<u>11,900</u>	<u>3,318</u>	<u>0</u>	<u>3,318</u>	<u>72.1%</u>	<u>0</u>
Net Income over Expenditure	<u>(10,883)</u>	<u>456</u>	<u>(7,900)</u>	<u>(8,356)</u>				
6000 plus Transfer from EMR	4,472	0	0	0				
Movement to/(from) Gen Reserve	<u>(6,411)</u>	<u>456</u>	<u>(7,900)</u>	<u>(8,356)</u>				
<u>130 Parish Hall</u>								
1150 Donations Received	25,537	30,328	38,000	7,672			79.8%	
1210 Rents Received	29,115	31,566	25,000	(6,566)			126.3%	
1400 Feed in Tariff	1,043	1,624	700	(924)			232.0%	

② JW
31/03/25

Detailed Income & Expenditure by Budget Heading 31/03/2025

Month No: 12

Cost Centre Report

	Actual Last Year	Actual Year To Date	Current Annual Bud	Variance Annual Total	Committed Expenditure	Funds Available	% Spent	Transfer to/from EMR
1401 RHI	5,380	6,169	5,000	(1,169)			123.4%	
1900 Miscellaneous Income	102	18	0	(18)			0.0%	
Parish Hall :- Income	<u>61,177</u>	<u>69,704</u>	<u>68,700</u>	<u>(1,004)</u>			<u>101.5%</u>	<u>0</u>
4380 Metered Water Charge	366	851	1,500	649		649	56.8%	
4385 Electricity	7,689	3,923	7,250	3,327		3,327	54.1%	
4405 Miscellaneous Services	318	0	0	0		0	0.0%	
4412 Music Licence	423	0	600	600		600	0.0%	
4415 Repairs & Maint. Buildings	11,244	3,912	3,000	(912)		(912)	130.4%	
4430 Fire Fighting Equipment	412	430	500	70		70	86.0%	
4436 Legionella	52	96	150	54		54	64.0%	
4470 Wages	17,903	30,328	38,000	7,672		7,672	79.8%	
4471 Tax/NI/pension Contribution	7,634	0	0	0		0	0.0%	
4480 Clothing & Uniforms	3	0	100	100		100	0.0%	
4500 Fuel	10,379	8,260	13,500	5,240		5,240	61.2%	
4505 Cleaning Materials	462	424	500	76		76	84.7%	
4520 Refuse Collection	1,452	1,571	1,650	79		79	95.2%	
4525 Telephones	23	0	130	130		130	0.0%	
4530 Printing & Stationery	0	2	0	(2)		(2)	0.0%	
4570 Fire Alarm	144	173	220	47		47	78.5%	
4580 Equipment Maintenance	1,437	19	500	481		481	3.8%	
Parish Hall :- Indirect Expenditure	<u>59,943</u>	<u>49,988</u>	<u>67,600</u>	<u>17,612</u>	<u>0</u>	<u>17,612</u>	<u>73.9%</u>	<u>0</u>
Net Income over Expenditure	<u>1,233</u>	<u>19,717</u>	<u>1,100</u>	<u>(18,617)</u>				
6000 plus Transfer from EMR	2,056	0	0	0				
Movement to/(from) Gen Reserve	<u>3,290</u>	<u>19,717</u>	<u>1,100</u>	<u>(18,617)</u>				
<u>201 Jacksdale Community Centre</u>								
1150 Donations Received	6,843	9,566	15,000	5,434			63.8%	
1210 Rents Received	10,987	12,282	9,000	(3,282)			136.5%	
1400 Feed In Tariff	230	313	300	(13)			104.2%	
Jacksdale Community Centre :- Income	<u>18,060</u>	<u>22,161</u>	<u>24,300</u>	<u>2,139</u>			<u>91.2%</u>	<u>0</u>
4380 Metered Water Charge	443	456	500	44		44	91.2%	
4385 Electricity	1,424	1,250	1,800	550		550	69.5%	
4390 Gas	529	569	1,500	931		931	38.0%	
4405 Miscellaneous Services	318	0	0	0		0	0.0%	
4410 Music License	84	0	200	200		200	0.0%	
4415 Repairs & Maint. Buildings	3,730	394	2,000	1,606		1,606	19.7%	
4430 Fire Fighting Equipment	226	63	300	237		237	21.1%	
4436 Legionella	521	96	650	554		554	14.8%	

③ JW
3/1/25

Detailed Income & Expenditure by Budget Heading 31/03/2025

Month No: 12

Cost Centre Report

	Actual Last Year	Actual Year To Date	Current Annual Bud	Variance Annual Total	Committed Expenditure	Funds Available	% Spent	Transfer to/from EMR
4470 Wages	5,646	9,566	15,000	5,434		5,434	63.8%	
4471 Tax/NI/pension Contribution	1,197	0	0	0		0	0.0%	
4480 Clothing & Uniforms	24	0	100	100		100	0.0%	
4505 Cleaning Materials	493	395	450	55		55	87.8%	
4520 Refuse Collection	529	559	600	41		41	93.1%	
4525 Telephones	580	551	625	74		74	88.1%	
4570 Fire Alarm	190	173	200	27		27	86.4%	
Jacksdale Community Centre :- Indirect Expenditure	15,934	14,072	23,925	9,853	0	9,853	58.8%	0
Net Income over Expenditure	2,126	8,089	375	(7,714)				
6000 plus Transfer from EMR	2,580	0	0	0				
Movement to/(from) Gen Reserve	4,706	8,089	375	(7,714)				
301 Underwood Community Centre								
1100 Donations Received	0	11,760	0	(11,760)			0.0%	11,760
1150 Donations Received	15,030	14,767	17,065	2,298			86.5%	
1210 Rents Received	17,550	23,114	14,000	(9,114)			165.1%	
1400 Feed in Tariff	464	830	600	(230)			138.4%	
Underwood Community Centre :- Income	33,044	50,471	31,665	(18,806)			159.4%	11,760
4380 Metered Water Charge	851	509	800	291		291	63.6%	
4385 Electricity	1,048	944	1,500	556		556	63.0%	
4390 Gas	534	765	1,500	735		735	51.0%	
4401 Miscellaneous Expenditure	246	338	300	(38)		(38)	112.7%	
4405 Miscellaneous Services	318	0	0	0		0	0.0%	
4411 Music License	174	0	200	200		200	0.0%	
4415 Repairs & Maint. Buildings	1,262	359	2,000	1,641		1,641	18.0%	
4430 Fire Fighting Equipment	469	70	400	330		330	17.6%	
4436 Legionella	52	54	200	146		146	27.0%	
4470 Wages	13,029	14,767	17,065	2,298		2,298	86.5%	
4471 Tax/NI/pension Contribution	2,001	0	0	0		0	0.0%	
4480 Clothing & Uniforms	0	0	100	100		100	0.0%	
4505 Cleaning Materials	437	395	400	5		5	98.8%	
4520 Refuse Collection	974	1,024	1,100	76		76	93.1%	
4525 Telephones	585	551	700	149		149	78.7%	
4570 Fire Alarm	144	173	200	27		27	86.4%	
Underwood Community Centre :- Indirect Expenditure	22,124	19,950	26,465	6,515	0	6,515	75.4%	0
Net Income over Expenditure	10,920	30,522	5,200	(25,322)				
6001 less Transfer to EMR	0	11,760	0	(11,760)				
Movement to/(from) Gen Reserve	10,920	18,762	5,200	(13,562)				

(4) JW
3/9/25

Detailed Income & Expenditure by Budget Heading 31/03/2025

Month No: 12

Cost Centre Report

	Actual Last Year	Actual Year To Date	Current Annual Bud	Variance Annual Total	Committed Expenditure	Funds Available	% Spent	Transfer to/from EMR
Grand Totals:- Income	119,099	151,375	128,665	(22,710)			117.7%	
Expenditure	154,181	99,551	138,190	38,639	0	38,639	72.0%	
Net Income over Expenditure	(35,082)	51,823	(9,525)	(61,348)				
plus Transfer from EMR	19,108	0	0	0				
less Transfer to EMR	0	11,760	0	(11,760)				
Movement to/(from) Gen Reserve	(15,974)	40,063	(9,525)	(49,588)				

⑤ JW
3/4/25

SELSTON PARISH VILLAGE HALLS CHARITY

England & Wales - Charity number 1177497

Accounts



Trustees' Annual Report for the period

From 01/04/23 Period start date To 31/03/2024 Period end date

Charity name: Selston Parish Village Halls Charity

Charity registration number: 1177497

Objectives and Activities

Summary of the purposes of the charity as set out in its governing document	The Village Halls are for the inhabitants of the Parish of Selston for use for the purposes of physical exercise, training, meetings, lectures, classes & such other forms of recreation having the object of improving the conditions of life for the said inhabitants
Summary of the main activities in relation to those purposes for the public benefit, in particular, the activities, projects or services identified in the accounts.	An open day was held in March 2024 to promote the centres and their hirers. Volunteers continue to help to maintain the sporting facilities. Various groups hire the Halls on a weekly basis for varying activities including yoga, dancing, art, keep fit, carpet bowls, craft, tae kwon do, ladies section, Rainbows, Beavers, and community groups. SPEG, Busy Bee Quilters, Nimble Fingers. The Recreation ground and Pavilion is home to Selston Football Club who have 15 teams age range from 5 to 50, Selston Cricket Club have 5 teams of varying ages and Selston Bowls team. The office at Selston Parish Hall is a contact point to provide help and support to residents.
Statement confirming whether the trustees have had regard to the guidance issued by the Charity Commission on public benefit	We offer access to wide range of social, leisure & sporting activities for the local community through provision & maintenance of Selston Parish Halls and Recreation Grounds.

Summary of the main achievements of the charity, identifying the difference the charity's work has made to the circumstances of its beneficiaries and any wider benefits to society as a whole.	<p>Underwood Community Centre toilets have been refurbished</p> <p>Part of the car park at Selston Parish hall has been resurfaced.</p> <p>New emergency lights were fitted in the Pavilion.</p> <p>A new outdoor store was purchased for Selston Parish Hall and all the glazing units were replaced at Selston Parish Hall.</p> <p>The internal glass panel and door were replaced with a studded wall and fire door at Jacksdale Community Centre.</p>
---	--

Financial Review

Review of the charity's financial position at the end of the period	Selston Parish Village Halls Charity has received income from room hire and grants from Selston Parish Council.
Statement explaining the policy for holding reserves stating why they are held	EMR Reserves are held for future improvements to the facilities and the general reserves will be used to run the facilities.
Amount of reserves held	EMR £15956 General £27023

Structure, Governance and Management

Description of charity's trusts:	
Type of governing document (trust deed, royal charter)	Constitution
How is the charity constituted? (e.g unincorporated association, CIO)	CIO
Trustee selection methods including details of any constitutional provisions e.g. election to post or name of any person or body entitled to appoint one or more trustees	See section 9.3 to 9.12 of Constitution adopted 5th February 2018

Additional information (optional)

You may choose to include further statements where relevant about:

Policies and procedures adopted for the induction and training of trustees	Para 1.51	
The charity's organisational structure and any wider network with which the charity works	Para 1.51	
Relationship with any related parties	Para 1.51	Selston Parish Village Halls Charity has a management agreement with Selston Parish Council
Other		

Reference and Administrative details

Charity name	Selston Parish Village Halls Charity
Other name the charity uses	
Registered charity number	1177497
Charity's principal address	Parish Hall Mansfield Road Selston Notts NG16 6EE

Names of the charity trustees who manage the charity

	Trustee name	Office (if any)	Dates acted if not for whole year	Name of person (or body) entitled to appoint trustee (if any)
1	Dawn Hodgman			
2	Sue Jackson			Selston Parish Council
3	Caroline Wilson		Elected 20.11.23	
4	Susanne Holmes		Appointed 20.11.23	Selston Parish Council
5	Michele Page			
6	Mick Garner		Appointed 20.11.23	Selston Parish Council
7	Amanda Knight-Clarke		Resigned 18.09.23	
8	Sam Limb			Selston Parish Council
9	Mary Wright	Chair		
10	Joe O'Byrne			Selston Parish Council
11	Paul Easom	Vice Chair	Retired 20.11.23	
12	Deborah Roe		Appointed 20.11.23	Selston Parish Council
13	Lauren Whyte		Elected 20.11.23	
14	Rebecca Bennett		Elected 20.11.23	
15	Sarah Slater		Elected 20.11.23	
16	Claire Gregory		Elected 20.11.23	
17	Brian Jackson		Elected 12.02.24	
18	Dennis Wilson		Elected 12.02.24	
19	Dawn Justice		Appointed 18.03.24	Selston Parish Council

Corporate trustees – names of the directors at the date the report was approved

Director name		

Name of trustees holding title to property belonging to the charity

Trustee name	Dates acted if not for whole year	

Funds held as custodian trustees on behalf of others

Description of the assets held in this capacity	
Name and objects of the charity on whose behalf the assets are held and how this falls within the custodian charity's objects	
Details of arrangements for safe custody and segregation of such assets from the charity's own assets	

Additional information (optional)

Names and addresses of advisers (Optional information)

Type of adviser Name Address

Name of chief executive or names of senior staff members (Optional information)

Lisa Simpson - Parish Clerk


Exemptions from disclosure

Reason for non-disclosure of key personnel details

Declarations

The trustees declare that they have approved the trustees' report above.

Signed on behalf of the charity's trustees

Signature(s)		4/11/2024
Full name(s)	Kathleen Mary Wright.	
Position (eg Secretary, Chair, etc)		
Date		

23/04/2024

Selston Parish Village Halls Charity

08:40

Balance Sheet as at 31st March 2024

31st March 2023

31st March 2024


31st March 2023		31st March 2024	
Current Assets			
971	Debtors	407	
77,615	Current Bank Account	42,597	
<u>78,586</u>			<u>43,004</u>
78,586	Total Assets		43,004
Current Liabilities			
25	Holding Deposits	25	
500	Damage Deposits	0	
<u>525</u>			<u>25</u>
78,061	Total Assets Less Current Liabilities		42,979
Represented By			
42,997	General Reserves		27,023
2,056	EMR - Parish Hall		0
743	EMR Underwood Community Centre		743
27,345	EMR Jacksdale CC Capital Reser		14,765
4,920	EMR Pavilion Capital Reserve		448
<u>78,061</u>			<u>42,979</u>

The above statement represents fairly the financial position of the authority as at 31st March 2024 and reflects its Income and Expenditure during the year.

Signed :
Chairman

Date : _____

Signed :
Responsible
Financial
Officer



Date : 23.4.24

Selston Parish Village Halls Charity

Income and Expenditure Account for Year Ended 31st March 2024

31st March 2023		31st March 2024
	Operating Income	
1,865	Admin	0
3,921	Outdoor Recreation	6,818
58,206	Parish Hall	61,177
17,054	Jacksdale Community Centre	18,060
28,424	Underwood Community Centre	33,044
<hr/>		<hr/>
109,470	Total Income	119,099
	Running Costs	
4,304	Admin	7,880
38,829	Capital Expenditure	30,599
11,936	Outdoor Recreation	17,701
46,598	Parish Hall	59,943
12,738	Jacksdale Community Centre	15,934
68,325	Underwood Community Centre	22,124
<hr/>		<hr/>
182,730	Total Expenditure	154,181
	General Fund Analysis	
69,434	Opening Balance	42,997
109,470	Plus : Income for Year	119,099
<hr/>		<hr/>
178,904		162,095
182,730	Less : Expenditure for Year	154,181
<hr/>		<hr/>
(3,825)		7,915
(46,822)	Transfers TO / FROM Reserves	(19,108)
<hr/>		<hr/>
42,997	Closing Balance	27,023

Summary Income & Expenditure by Budget Heading 31/03/2024

Month No: 12

Cost Centre Report

		Actual Last Year	Actual Year To Date	Current Annual	Variance Annual	Committed Expenditure	Funds Available	% Spent
101 Admin	Income	1,865	0	0	0			0.0%
	Expenditure	4,304	7,880	5,300	(2,580)		(2,580)	148.7%
	Movement to/(from) Gen Reserve	<u>(2,439)</u>	<u>(7,880)</u>					
108 Capital Expenditure	Expenditure	38,829	30,599	10,000	(20,599)		(20,599)	306.0%
	plus Transfer from EMR	38,829	10,000					
	less Transfer to EMR	0	0					
	Movement to/(from) Gen Reserve	<u>0</u>	<u>(20,599)</u>					
120 Outdoor Recreation	Income	3,921	6,818	3,700	(3,118)			184.3%
	Expenditure	11,936	17,701	12,350	(5,351)		(5,351)	143.3%
	Net Income over Expenditure	<u>(8,015)</u>	<u>(10,883)</u>	<u>(8,650)</u>	<u>2,233</u>			
	plus Transfer from EMR	2,975	4,472					
	less Transfer to EMR	577	0					
	Movement to/(from) Gen Reserve	<u>(5,617)</u>	<u>(6,411)</u>					
130 Parish Hall	Income	58,206	61,177	64,191	3,014			95.3%
	Expenditure	46,598	59,943	67,566	7,623		7,623	88.7%
	Net Income over Expenditure	<u>11,607</u>	<u>1,233</u>	<u>(3,375)</u>	<u>(4,608)</u>			
	plus Transfer from EMR	-1,816	2,056					
	Movement to/(from) Gen Reserve	<u>9,791</u>	<u>3,290</u>					
201 Jacksdale Community Centre	Income	17,054	18,060	23,814	5,754			75.8%
	Expenditure	12,738	15,934	26,159	10,225		10,225	60.9%
	Net Income over Expenditure	<u>4,317</u>	<u>2,126</u>	<u>(2,345)</u>	<u>(4,471)</u>			
	plus Transfer from EMR	-13,574	2,580					
	Movement to/(from) Gen Reserve	<u>(9,257)</u>	<u>4,706</u>					
301 Underwood Community Centre	Income	28,424	33,044	29,214	(3,830)			113.1%
	Expenditure	68,325	22,124	26,759	4,635		4,635	82.7%
	Net Income over Expenditure	<u>(39,901)</u>	<u>10,920</u>	<u>2,455</u>	<u>(8,465)</u>			
	plus Transfer from EMR	-5,689	0					
	Movement to/(from) Gen Reserve	<u>(45,590)</u>	<u>10,920</u>					
Grand Totals:- Income		109,470	119,099	120,919	1,820			98.5%
Expenditure		182,730	154,181	148,134	(6,047)	0	(6,047)	104.1%
Net Income over Expenditure		<u>(73,259)</u>	<u>(35,082)</u>	<u>(27,215)</u>	<u>7,867</u>			
plus Transfer from EMR		20,725	19,108					
less Transfer to EMR		577	0					
Movement to/(from) Gen Reserve		<u>(53,111)</u>	<u>(15,974)</u>					

Detailed Income & Expenditure by Budget Heading 31/03/2024

Month No: 12

Cost Centre Report

	Actual Last Year	Actual Year To Date	Current Annual	Variance Annual	Committed Expenditure	Funds Available	% Spent	Transfer to/from EMR
101 Admin								
1901 Miscellaneous Income	1,865	0	0	0			0.0%	
Admin :- Income	1,865	0	0	0				0
4030 Insurance	3,750	7,400	4,500	(2,900)		(2,900)	164.5%	
4405 Miscellaneous Services	554	480	800	320		320	60.0%	
Admin :- Indirect Expenditure	4,304	7,880	5,300	(2,580)	0	(2,580)	148.7%	0
Net Income over Expenditure	(2,439)	(7,880)	(5,300)	2,580				
108 Capital Expenditure								
4230 Capital Expenditure PH	0	6,935	0	(6,935)		(6,935)	0.0%	
4240 Capital Expenditure UWood	38,829	23,664	10,000	(13,664)		(13,664)	236.6%	10,000
Capital Expenditure :- Indirect Expenditure	38,829	30,599	10,000	(20,599)	0	(20,599)	306.0%	10,000
Net Expenditure	(38,829)	(30,599)	(10,000)	20,599				
6000 plus Transfer from EMR	38,829	10,000						
Movement to/(from) Gen Reserve	0	(20,599)						
120 Outdoor Recreation								
1150 Donations Received	577	0	0	0			0.0%	
1200 Fees & Charges	3,344	3,678	3,700	22			99.4%	
1902 Misc Income	0	3,140	0	(3,140)			0.0%	
Outdoor Recreation :- Income	3,921	6,818	3,700	(3,118)			184.3%	0
4380 Metered Water Charge	1,637	1,514	2,500	986		986	60.6%	
4385 Electricity	1,799	3,189	1,800	(1,389)		(1,389)	177.2%	
4390 Gas	964	1,605	2,550	945		945	62.9%	
4405 Miscellaneous Services	3,120	842	600	(242)		(242)	140.4%	
4415 Repairs & Maint. Buildings	3,535	7,111	4,000	(3,111)		(3,111)	177.8%	1,981
4425 Electrical Repairs	144	0	0	0		0	0.0%	
4430 Fire Fighting Equipment	174	329	200	(129)		(129)	164.6%	
4436 Legionella	492	444	600	156		156	74.1%	
4505 Cleaning Materials	0	103	0	(103)		(103)	0.0%	
4570 Fire Alarm	72	2,563	100	(2,463)		(2,463)	2563.0%	2,491
Outdoor Recreation :- Indirect Expenditure	11,936	17,701	12,350	(5,351)	0	(5,351)	143.3%	4,472
Net Income over Expenditure	(8,015)	(10,883)	(8,650)	2,233				
6000 plus Transfer from EMR	2,975	4,472						
6001 less Transfer to EMR	577	0						
Movement to/(from) Gen Reserve	(5,617)	(6,411)						

Detailed Income & Expenditure by Budget Heading 31/03/2024

Month No: 12

Cost Centre Report

	Actual Last Year	Actual Year To Date	Current Annual	Variance Annual	Committed Expenditure	Funds Available	% Spent	Transfer to/from EMR
130 Parish Hall								
1150 Donations Received	24,113	25,537	38,491	12,954			66.3%	
1210 Rents Received	27,652	29,115	20,000	(9,115)			145.6%	
1400 Feed in Tariff	651	1,043	700	(343)			149.0%	
1401 RHI	5,677	5,380	5,000	(380)			107.6%	
1900 Miscellaneous Income	112	102	0	(102)			0.0%	
Parish Hall :- Income	58,206	61,177	64,191	3,014			95.3%	0
4380 Metered Water Charge	1,066	366	2,000	1,634		1,634	18.3%	
4385 Electricity	3,823	7,689	5,625	(2,064)		(2,064)	136.7%	
4405 Miscellaneous Services	14	318	0	(318)		(318)	0.0%	
4412 Music Licence	423	423	600	177		177	70.6%	
4415 Repairs & Maint. Buildings	1,184	11,244	3,000	(8,244)		(8,244)	374.8%	2,056
4430 Fire Fighting Equipment	324	412	500	88		88	82.5%	
4436 Legionella	0	52	150	98		98	34.9%	
4470 Wages	17,961	17,903	28,228	10,325		10,325	63.4%	
4471 Tax/NI/pension Contribution	6,151	7,634	8,513	879		879	89.7%	
4480 Clothing & Uniforms	0	3	100	97		97	3.0%	
4500 Fuel	13,447	10,379	16,000	5,621		5,621	64.9%	
4505 Cleaning Materials	470	462	500	38		38	92.5%	
4520 Refuse Collection	1,323	1,452	1,500	48		48	96.8%	
4525 Telephones	132	23	130	107		107	17.8%	
4570 Fire Alarm	186	144	220	76		76	65.5%	
4580 Equipment Maintenance	94	1,437	500	(937)		(937)	287.5%	
Parish Hall :- Indirect Expenditure	46,598	59,943	67,566	7,623	0	7,623	88.7%	2,056
Net Income over Expenditure	11,607	1,233	(3,375)	(4,608)				
6000 plus Transfer from EMR	(1,816)	2,056						
Movement to/(from) Gen Reserve	9,791	3,290						
201 Jacksdale Community Centre								
1150 Donations Received	6,846	6,843	15,514	8,671			44.1%	
1210 Rents Received	9,883	10,987	8,000	(2,987)			137.3%	
1400 Feed in Tariff	326	230	300	70			76.6%	
Jacksdale Community Centre :- Income	17,054	18,060	23,814	5,754			75.8%	0
4380 Metered Water Charge	390	443	500	57		57	88.6%	
4385 Electricity	1,005	1,424	1,800	376		376	79.1%	
4390 Gas	1,234	529	1,500	971		971	35.3%	
4405 Miscellaneous Services	0	318	0	(318)		(318)	0.0%	

Detailed Income & Expenditure by Budget Heading 31/03/2024

Month No: 12

Cost Centre Report

	Actual Last Year	Actual Year To Date	Current Annual	Variance Annual	Committed Expenditure	Funds Available	% Spent	Transfer to/from EMR
4410 Music License	142	84	200	116		116	41.8%	
4415 Repairs & Maint. Buildings	1,426	3,730	5,000	1,271		1,271	74.6%	2,580
4430 Fire Fighting Equipment	178	226	300	74		74	75.5%	
4436 Legionella	0	521	250	(271)		(271)	208.5%	
4470 Wages	6,722	5,646	12,012	6,366		6,366	47.0%	
4471 Tax/NI/pension Contribution	124	1,197	2,797	1,600		1,600	42.8%	
4480 Clothing & Uniforms	0	24	100	76		76	24.3%	
4505 Cleaning Materials	425	493	400	(93)		(93)	123.2%	
4520 Refuse Collection	480	529	550	21		21	96.2%	
4525 Telephones	467	580	550	(30)		(30)	105.4%	
4570 Fire Alarm	144	190	200	10		10	94.8%	
Jacksdale Community Centre :- Indirect Expenditure	12,738	15,934	26,159	10,225	0	10,225	60.9%	2,580
Net Income over Expenditure	4,317	2,126	(2,345)	(4,471)				
6000 plus Transfer from EMR	(13,574)	2,580						
Movement to/(from) Gen Reserve	(9,257)	4,706						
301 Underwood Community Centre								
1150 Donations Received	13,116	15,030	15,514	485			96.9%	
1210 Rents Received	14,518	17,550	13,000	(4,550)			135.0%	
1400 Feed in Tariff	791	464	700	236			66.3%	
Underwood Community Centre :- Income	28,424	33,044	29,214	(3,830)			113.1%	0
4380 Metered Water Charge	661	851	750	(101)		(101)	113.5%	
4385 Electricity	971	1,048	1,500	452		452	69.9%	
4390 Gas	1,720	534	1,500	966		966	35.6%	
4401 Miscellaneous Expenditure	112	246	300	54		54	81.9%	
4405 Miscellaneous Services	0	318	0	(318)		(318)	0.0%	
4411 Music License	331	174	200	26		26	87.1%	
4415 Repairs & Maint. Buildings	48,924	1,262	5,000	3,739		3,739	25.2%	
4425 Electrical Repairs	390	0	0	0		0	0.0%	
4430 Fire Fighting Equipment	229	469	250	(219)		(219)	187.8%	
4436 Legionella	0	52	200	148		148	26.2%	
4470 Wages	11,020	13,029	12,012	(1,017)		(1,017)	108.5%	
4471 Tax/NI/pension Contribution	2,096	2,001	2,797	796		796	71.5%	
4480 Clothing & Uniforms	0	0	100	100		100	0.0%	
4505 Cleaning Materials	415	437	350	(87)		(87)	124.9%	
4520 Refuse Collection	880	974	1,000	26		26	97.4%	
4525 Telephones	432	585	600	15		15	97.5%	
4570 Fire Alarm	144	144	200	56		56	72.0%	
Underwood Community Centre :- Indirect Expenditure	68,325	22,124	26,759	4,635	0	4,635	82.7%	0
Net Income over Expenditure	(39,901)	10,920	2,455	(8,465)				
6000 plus Transfer from EMR	(5,689)	0						

Detailed Income & Expenditure by Budget Heading 31/03/2024

Month No: 12

Cost Centre Report

	Actual Last Year	Actual Year To Date	Current Annual	Variance Annual	Committed Expenditure	Funds Available	% Spent	Transfer to/from EMR
Movement to/(from) Gen Reserve	(45,590)	10,920						
Grand Totals:- Income	109,470	119,099	120,919	1,820			98.5%	
Expenditure	182,730	154,181	148,134	(6,047)	0	(6,047)	104.1%	
Net Income over Expenditure	(73,259)	(35,082)	(27,215)	7,867				
plus Transfer from EMR	20,725	19,108						
less Transfer to EMR	577	0						
Movement to/(from) Gen Reserve	(53,111)	(15,974)						

08:39

Detailed Profit and Loss Account - Excluding Stock Movement

Month 12 Date 31/03/2024

<u>Account</u>	<u>Sales/Income</u>	<u>Month Actual</u>	<u>YTD Actual</u>
1150	Donations Received	0	47,409
1200	Fees & Charges	0	3,678
1210	Rents Received	4,865	57,652
1400	Feed in Tariff	0	1,737
1401	RHI	0	5,380
1900	Miscellaneous Income	0	102
1902	Misc Income	0	3,140
	Total Sales/Income	4,865	119,099
<u>Account</u>	<u>Indirect/Overhead Expenditure</u>		
4030	Insurance	0	7,400
4230	Capital Expenditure PH	0	6,935
4240	Capital Expenditure UWood	13,664	23,664
4380	Metered Water Charge	154	3,175
4385	Electricity	1,369	13,351
4390	Gas	98	2,667
4401	Miscellaneous Expenditure	0	246
4405	Miscellaneous Services	600	2,276
4410	Music License	0	84
4411	Music License	0	174
4412	Music Licence	0	423
4415	Repairs & Maint. Buildings	(13,664)	23,346
4430	Fire Fighting Equipment	0	1,438
4436	Legionella	0	1,070
4470	Wages	0	36,578
4471	Tax/Ni/pension Contribution	0	10,831
4480	Clothing & Uniforms	0	27
4500	Fuel	1,992	10,379
4505	Cleaning Materials	136	1,495
4520	Refuse Collection	0	2,955
4525	Telephones	79	1,188
4570	Fire Alarm	0	3,041
4580	Equipment Maintenance	0	1,437
	Total Indirect/Overhead Expenditure	4,428	154,181
	Operating Profit	437	(35,082)
	% Operating Profit	8.98%	-29.46%



Section A

Independent Examiner's Report

Report to the trustees

Charity Name
Selston Parish Village Halls Charity

On accounts for the year
ended

31st March 2024

Charity no
(if any)

1177497

Set out on pages

1-5

Remember to include the page numbers of additional sheets!

I report to the trustees on my examination of the accounts of the above charity ("the Trust") for the year ended 31 03 2024.

Responsibilities and
basis of report

As the charity's trustees, you are responsible for the preparation of the accounts in accordance with the requirements of the Charities Act 2011 ("the Act").

I report in respect of my examination of the Trust's accounts carried out under section 145 of the 2011 Act and in carrying out my examination, I have followed all the applicable Directions given by the Charity Commission under section 145(5)(b) of the Act.

Independent
examiner's statement

[The charity's gross income exceeded £250,000 and I am qualified to undertake the examination by being a qualified member of [insert name of applicable listed body]]. *Delete [] if not applicable.*

I have completed my examination. I confirm that no material matters have come to my attention in connection with the examination (other than that disclosed below *) which gives me cause to believe that in, any material respect:

- the accounting records were not kept in accordance with section 130 of the Charities Act; or
- the accounts did not accord with the accounting records; or
- the accounts did not comply with the applicable requirements concerning the form and content of accounts set out in the Charities (Accounts and Reports) Regulations 2008 other than any requirement that the accounts give a 'true and fair' view which is not a matter considered as part of an independent examination.

I have no concerns and have come across no other matters in connection with the examination to which attention should be drawn in this report in order to enable a proper understanding of the accounts to be reached.

** Please delete the words in the brackets if they do not apply.*

Signed:

Date:

13/06/2024

Name:

Mr Jamie Watson

Relevant professional
qualification(s) or body
(if any):

ICAEW

Address:

Pells

1 Derby Road, Eastwood, Nottingham, NG16 3PA

Section B

Disclosure

Only complete if the examiner needs to highlight material matters of concern (see CC32, Independent examination of charity accounts: directions and guidance for examiners).

Give here brief details of any items that the examiner wishes to disclose.

[Empty box for disclosure details]

Selston Parish Village Halls Charity

Income and Expenditure Account for Year Ended 31st March 2024

31st March 2023		31st March 2024
	Operating Income	
1,865	Admin	0
3,921	Outdoor Recreation	6,818
58,206	Parish Hall	61,177
17,054	Jacksdale Community Centre	18,060
28,424	Underwood Community Centre	33,044
<u>109,470</u>	Total Income	<u>119,099</u>
	Running Costs	
4,304	Admin	7,880
38,829	Capital Expenditure	30,599
11,936	Outdoor Recreation	17,701
46,598	Parish Hall	59,943
12,738	Jacksdale Community Centre	15,934
68,325	Underwood Community Centre	22,124
<u>182,730</u>	Total Expenditure	<u>154,181</u>
	General Fund Analysis	
69,434	Opening Balance	42,997
109,470	Plus : Income for Year	119,099
<u>178,904</u>		<u>162,095</u>
182,730	Less : Expenditure for Year	154,181
<u>(3,825)</u>		<u>7,915</u>
(46,822)	Transfers TO / FROM Reserves	(19,108)
<u>42,997</u>	Closing Balance	<u>27,023</u>

① Jw
13/06/2024

Detailed Income & Expenditure by Budget Heading 31/03/2024

Month No: 12

Cost Centre Report

	Actual Last Year	Actual Year To Date	Current Annual	Variance Annual	Committed Expenditure	Funds Available	% Spent	Transfer to/from EMR
101 Admin								
1901 Miscellaneous Income	1,865	0	0	0			0.0%	
Admin :- Income	<u>1,865</u>	<u>0</u>	<u>0</u>	<u>0</u>				<u>0</u>
4030 Insurance	3,750	7,400	4,500	(2,900)		(2,900)	164.5%	
4405 Miscellaneous Services	554	480	800	320		320	60.0%	
Admin :- Indirect Expenditure	<u>4,304</u>	<u>7,880</u>	<u>5,300</u>	<u>(2,580)</u>	<u>0</u>	<u>(2,580)</u>	<u>148.7%</u>	<u>0</u>
Net Income over Expenditure	<u>(2,439)</u>	<u>(7,880)</u>	<u>(5,300)</u>	<u>2,580</u>				
108 Capital Expenditure								
4230 Capital Expenditure PH	0	6,935	0	(6,935)		(6,935)	0.0%	
4240 Capital Expenditure UWood	38,829	23,664	10,000	(13,664)		(13,664)	236.6%	10,000
Capital Expenditure :- Indirect Expenditure	<u>38,829</u>	<u>30,599</u>	<u>10,000</u>	<u>(20,599)</u>	<u>0</u>	<u>(20,599)</u>	<u>306.0%</u>	<u>10,000</u>
Net Expenditure	<u>(38,829)</u>	<u>(30,599)</u>	<u>(10,000)</u>	<u>20,599</u>				
6000 plus Transfer from EMR	38,829	10,000						
Movement to/(from) Gen Reserve	<u>0</u>	<u>(20,599)</u>						
120 Outdoor Recreation								
1150 Donations Received	577	0	0	0			0.0%	
1200 Fees & Charges	3,344	3,678	3,700	22			99.4%	
1902 Misc Income	0	3,140	0	(3,140)			0.0%	
Outdoor Recreation :- Income	<u>3,921</u>	<u>6,818</u>	<u>3,700</u>	<u>(3,118)</u>			<u>184.3%</u>	<u>0</u>
4380 Metered Water Charge	1,637	1,514	2,500	986		986	60.6%	
4385 Electricity	1,799	3,189	1,800	(1,389)		(1,389)	177.2%	
4390 Gas	964	1,605	2,550	945		945	62.9%	
4405 Miscellaneous Services	3,120	842	600	(242)		(242)	140.4%	
4415 Repairs & Maint. Buildings	3,535	7,111	4,000	(3,111)		(3,111)	177.8%	1,981
4425 Electrical Repairs	144	0	0	0		0	0.0%	
4430 Fire Fighting Equipment	174	329	200	(129)		(129)	164.6%	
4436 Legionella	492	444	600	156		156	74.1%	
4505 Cleaning Materials	0	103	0	(103)		(103)	0.0%	
4570 Fire Alarm	72	2,563	100	(2,463)		(2,463)	2563.0%	2,491
Outdoor Recreation :- Indirect Expenditure	<u>11,936</u>	<u>17,701</u>	<u>12,350</u>	<u>(5,351)</u>	<u>0</u>	<u>(5,351)</u>	<u>143.3%</u>	<u>4,472</u>
Net Income over Expenditure	<u>(8,015)</u>	<u>(10,883)</u>	<u>(8,650)</u>	<u>2,233</u>				
6000 plus Transfer from EMR	2,975	4,472						
6001 less Transfer to EMR	577	0						
Movement to/(from) Gen Reserve	<u>(5,617)</u>	<u>(6,411)</u>						

② Jw
13/04/2024

Detailed Income & Expenditure by Budget Heading 31/03/2024

Month No: 12

Cost Centre Report

	Actual Last Year	Actual Year To Date	Current Annual	Variance Annual	Committed Expenditure	Funds Available	% Spent	Transfer to/from EMR
130 Parish Hall								
1150 Donations Received	24,113	25,537	38,491	12,954			66.3%	
1210 Rents Received	27,652	29,115	20,000	(9,115)			145.6%	
1400 Feed in Tariff	651	1,043	700	(343)			149.0%	
1401 RHI	5,677	5,380	5,000	(380)			107.6%	
1900 Miscellaneous Income	112	102	0	(102)			0.0%	
Parish Hall :- Income	58,206	61,177	64,191	3,014			95.3%	0
4380 Metered Water Charge	1,066	366	2,000	1,634	1,634	1,634	18.3%	
4385 Electricity	3,823	7,689	5,625	(2,064)	(2,064)	(2,064)	136.7%	
4405 Miscellaneous Services	14	318	0	(318)	(318)	(318)	0.0%	
4412 Music Licence	423	423	600	177	177	177	70.6%	
4415 Repairs & Maint. Buildings	1,184	11,244	3,000	(8,244)	(8,244)	(8,244)	374.8%	2,056
4430 Fire Fighting Equipment	324	412	500	88	88	88	82.5%	
4436 Legionella	0	52	150	98	98	98	34.9%	
4470 Wages	17,961	17,903	28,228	10,325	10,325	10,325	63.4%	
4471 Tax/NI/pension Contribution	6,151	7,634	8,513	879	879	879	89.7%	
4480 Clothing & Uniforms	0	3	100	97	97	97	3.0%	
4500 Fuel	13,447	10,379	16,000	5,621	5,621	5,621	64.9%	
4505 Cleaning Materials	470	462	500	38	38	38	92.5%	
4520 Refuse Collection	1,323	1,452	1,500	48	48	48	96.8%	
4525 Telephones	132	23	130	107	107	107	17.8%	
4570 Fire Alarm	186	144	220	76	76	76	65.5%	
4580 Equipment Maintenance	94	1,437	500	(937)	(937)	(937)	287.5%	
Parish Hall :- Indirect Expenditure	46,598	59,943	67,566	7,623	0	7,623	88.7%	2,056
Net Income over Expenditure	11,607	1,233	(3,375)	(4,608)				
6000 plus Transfer from EMR	(1,816)	2,056						
Movement to/(from) Gen Reserve	9,791	3,290						
201 Jacksdale Community Centre								
1150 Donations Received	6,846	6,843	15,514	8,671			44.1%	
1210 Rents Received	9,883	10,987	8,000	(2,987)			137.3%	
1400 Feed in Tariff	326	230	300	70			76.6%	
Jacksdale Community Centre :- Income	17,054	18,060	23,814	5,754			75.8%	0
4380 Metered Water Charge	390	443	500	57	57	57	88.6%	
4385 Electricity	1,005	1,424	1,800	376	376	376	79.1%	
4390 Gas	1,234	529	1,500	971	971	971	35.3%	
4405 Miscellaneous Services	0	318	0	(318)	(318)	(318)	0.0%	

(3) JW
12/04/2024

Detailed Income & Expenditure by Budget Heading 31/03/2024

Month No: 12

Cost Centre Report

	Actual Last Year	Actual Year To Date	Current Annual	Variance Annual	Committed Expenditure	Funds Available	% Spent	Transfer to/from EMR
4410 Music License	142	84	200	116		116	41.8%	
4415 Repairs & Maint. Buildings	1,426	3,730	5,000	1,271		1,271	74.6%	2,580
4430 Fire Fighting Equipment	178	226	300	74		74	75.5%	
4436 Legionella	0	521	250	(271)		(271)	208.5%	
4470 Wages	6,722	5,646	12,012	6,366		6,366	47.0%	
4471 Tax/NI/pension Contribution	124	1,197	2,797	1,600		1,600	42.8%	
4480 Clothing & Uniforms	0	24	100	76		76	24.3%	
4505 Cleaning Materials	425	493	400	(93)		(93)	123.2%	
4520 Refuse Collection	480	529	550	21		21	96.2%	
4525 Telephones	467	580	550	(30)		(30)	105.4%	
4570 Fire Alarm	144	190	200	10		10	94.8%	
Jacksdale Community Centre :- Indirect Expenditure	12,738	15,934	26,159	10,225	0	10,225	60.9%	2,580
Net Income over Expenditure	4,317	2,126	(2,345)	(4,471)				
6000 plus Transfer from EMR	(13,574)	2,580						
Movement to/(from) Gen Reserve	(9,257)	4,706						
301 Underwood Community Centre								
1150 Donations Received	13,116	15,030	15,514	485			96.9%	
1210 Rents Received	14,518	17,550	13,000	(4,550)			135.0%	
1400 Feed in Tariff	791	464	700	236			66.3%	
Underwood Community Centre :- Income	28,424	33,044	29,214	(3,830)			113.1%	0
4380 Metered Water Charge	661	851	750	(101)		(101)	113.5%	
4385 Electricity	971	1,048	1,500	452		452	69.9%	
4390 Gas	1,720	534	1,500	966		966	35.6%	
4401 Miscellaneous Expenditure	112	246	300	54		54	81.9%	
4405 Miscellaneous Services	0	318	0	(318)		(318)	0.0%	
4411 Music License	331	174	200	26		26	87.1%	
4415 Repairs & Maint. Buildings	48,924	1,262	5,000	3,739		3,739	25.2%	
4425 Electrical Repairs	390	0	0	0		0	0.0%	
4430 Fire Fighting Equipment	229	469	250	(219)		(219)	187.8%	
4436 Legionella	0	52	200	148		148	26.2%	
4470 Wages	11,020	13,029	12,012	(1,017)		(1,017)	108.5%	
4471 Tax/NI/pension Contribution	2,096	2,001	2,797	796		796	71.5%	
4480 Clothing & Uniforms	0	0	100	100		100	0.0%	
4505 Cleaning Materials	415	437	350	(87)		(87)	124.9%	
4520 Refuse Collection	880	974	1,000	26		26	97.4%	
4525 Telephones	432	585	600	15		15	97.5%	
4570 Fire Alarm	144	144	200	56		56	72.0%	
Underwood Community Centre :- Indirect Expenditure	68,325	22,124	26,759	4,635	0	4,635	82.7%	0
Net Income over Expenditure	(39,901)	10,920	2,455	(8,465)				
6000 plus Transfer from EMR	(5,689)	0						

④ JW
13/06/2024

Continued over page

Detailed Income & Expenditure by Budget Heading 31/03/2024

Month No: 12

Cost Centre Report

	Actual Last Year	Actual Year To Date	Current Annual	Variance Annual	Committed Expenditure	Funds Available	% Spent	Transfer to/from EMR
Movement to/(from) Gen Reserve	<u>(45,590)</u>	<u>10,920</u>						
Grand Totals:- Income	109,470	119,099	120,919	1,820			98.5%	
Expenditure	182,730	154,181	148,134	(6,047)	0	(6,047)	104.1%	
Net Income over Expenditure	<u>(73,259)</u>	<u>(35,082)</u>	<u>(27,215)</u>	<u>7,667</u>				
plus Transfer from EMR	20,725	19,108						
less Transfer to EMR	577	0						
Movement to/(from) Gen Reserve	<u>(53,111)</u>	<u>(15,974)</u>						

⑤ JW
13/06/2024.

SELSTON PARISH VILLAGE HALLS CHARITY

England & Wales - Charity number 1177497

Accounts



Trustees' Annual Report for the period

From 01/04/22 Period start date To 31/03/2023 Period end date

Charity name: Selston Parish Village Halls Charity

Charity registration number: 1177497

Objectives and Activities

<p>Summary of the purposes of the charity as set out in its governing document</p>	<p>The Village Halls are for the inhabitants of the Parish of Selston for use for the purposes of physical exercise, training, meetings, lectures, classes & such other forms of recreation having the object of improving the conditions of life for the said Inhabitants</p>
<p>Summary of the main activities in relation to those purposes for the public benefit, in particular, the activities, projects or services identified in the accounts.</p>	<p>An open day was held in January 2023 to promote the centres and their hirers. Volunteers continue to help to maintain the sporting facilities. Various groups hire the Halls on a weekly basis for varying activities including yoga, dancing, art, keep fit, carpet bowls, craft, tae kwon do, ladies section, Rainbows, Beavers, youth club and community groups. SPEG, Busy Bee Quilters, Nimble Fingers and Youth Together. The Recreation ground and Pavilion is home to Selston Football Club who have 14 teams age range from 5 to 50, Selston Cricket Club have 5 teams of varying ages and Selston Bowls team. The office at Selston Parish Hall is a contact point to provide help and support to residents.</p>
<p>Statement confirming whether the trustees have had regard to the guidance issued by the Charity Commission on public benefit</p>	<p>We offer access to wide range of social, leisure & sporting activities for the local community through provision & maintenance of Selston Parish Halls and Recreation Grounds.</p>

Additional Information (optional)

You may choose to include further statements where relevant about:

	SORP reference	
<p>Policy on grant making</p>	<p>Para 1.38</p>	

Policy on social investment including program related investment	Para 1.38	
Contribution made by volunteers	Para 1.38	
Other		

Achievements and Performance

Summary of the main achievements of the charity, identifying the difference the charity's work has made to the circumstances of its beneficiaries and any wider benefits to society as a whole.	Underwood Community Centre has been refurbished
---	--

Additional information (optional)

You may choose to include further statements where relevant about:

Achievements against objectives set	Para 1.41	
Performance of fundraising activities against objectives set	Para 1.41	
Investment performance against objectives	Para 1.41	

Other		

Financial Review

Review of the charity's financial position at the end of the period	Selston Parish Village Halls Charity has received income from room hire and grants from Selston Parish Council. The refurbishment of Underwood Community Centre has been the main focus this year
Statement explaining the policy for holding reserves stating why they are held	EMR Reserves are held for future improvements to the facilities and the general reserves will be used to run the facilities.
Amount of reserves held	EMR £35064 General £42997
Reasons for holding zero reserves	
Details of fund materially in deficit	
Explanation of any uncertainties about the charity continuing as a going concern	

Structure, Governance and Management

Description of charity's trusts:	
Type of governing document (trust deed, royal charter)	Constitution
How is the charity constituted? (e.g unincorporated association, CIO)	CIO
Trustee selection methods including details of any constitutional provisions e.g. election to post or name of any person or body entitled to appoint one or more trustees	See section 9.3 to 9.12 of Constitution adopted 5th February 2018

Additional information (optional)

You may choose to include further statements where relevant about:

Policies and procedures adopted for the induction and training of trustees	Para 1.51	

The charity's organisational structure and any wider network with which the charity works	Para 1.51	
Relationship with any related parties	Para 1.51	
Other		

Reference and Administrative details

Charity name	Selston Parish Village Halls Charity
Other name the charity uses	
Registered charity number	1177497
Charity's principal address	Parish Hall Mansfield Road Selston Notts NG16 6EE

Funds held as custodian trustees on behalf of others

Description of the assets held in this capacity	
Name and objects of the charity on whose behalf the assets are held and how this falls within the custodian charity's objects	
Details of arrangements for safe custody and segregation of such assets from the charity's own assets	

Additional Information (optional)

Names and addresses of advisers (Optional information)

Type of adviser	Name	Address

Name of chief executive or names of senior staff members (Optional information)

Lisa Simpson - Parish Clerk

Exemptions from disclosure

Reason for non-disclosure of key personnel details

--

Declarations

The trustees declare that they have approved the trustees' report above.

Signed on behalf of the charity's trustees

Signature(s)		
Full name(s)	MARY WRIGHT	
Position (eg Secretary, Chair, etc)	CHAIR	
Date	20-11-23	



Section A

Independent Examiner's Report

Report to the trustees/
members of

Charity name
Selston Parish Village Halls Charity

On accounts for the year
ended

31st March 2023

Charity no
(if any)

1177497

Set out on pages

1-6

I report to the trustees on my examination of the accounts of the above charity ("the Trust") for the year ended 31/03/2020.

Responsibilities and
basis of report

As the charity's trustees, you are responsible for the preparation of the accounts in accordance with the requirements of the Charities Act 2011 ("the Act").

I report in respect of my examination of the Trust's accounts carried out under section 145 of the 2011 Act and in carrying out my examination, I have followed all the applicable Directions given by the Charity Commission under section 145(5)(b) of the Act.

Independent
examiner's statement

I have completed my examination. I confirm that no material matters have come to my attention in connection with the examination which gives me cause to believe that in, any material respect:

- the accounting records were not kept in accordance with section 130 of the Charities Act; or
- the accounts did not accord with the accounting records; or
- the accounts did not comply with the applicable requirements concerning the form and content of accounts set out in the Charities (Accounts and Reports) Regulations 2008 other than any requirement that the accounts give a 'true and fair' view which is not a matter considered as part of an independent examination.

I have no concerns and have come across no other matters in connection with the examination to which attention should be drawn in this report in order to enable a proper understanding of the accounts to be reached.

Signed:

Date:

13/4/2023

Name:

Mr Jamie Watson

Relevant professional
qualification(s) or body
(if any):

ACCA

Address:

Pells


1 Derby Road, Eastwood, Nottingham. NG16 3PA

Section B

Disclosure

Only complete if the examiner needs to highlight material matters of concern (see CC32, Independent examination of charity accounts: directions and guidance for examiners).

Give here brief details of any items that the examiner wishes to disclose.



Selston Parish Village Halls Charity

Income and Expenditure Account for Year Ended 31st March 2023

31st March 2022		31st March 2023
	Operating Income	
2,176	Admin	1,865
2,488	Outdoor Recreation	3,921
49,954	Parish Hall	68,206
19,281	Jackdale Community Centre	17,054
33,293	Underwood Community Centre	28,424
<u>107,189</u>	Total Income	<u>109,470</u>
	Running Costs	
3,761	Admin	4,304
609	Capital Expenditure	38,829
9,710	Outdoor Recreation	11,936
31,484	Parish Hall	48,698
9,891	Jackdale Community Centre	12,738
18,480	Underwood Community Centre	68,325
<u>73,846</u>	Total Expenditure	<u>182,730</u>
	General Fund Analysis	
55,832	Opening Balance	69,434
107,189	Plus : Income for Year	109,470
<u>163,021</u>		<u>178,904</u>
73,846	Less : Expenditure for Year	182,730
<u>89,175</u>		<u>(3,825)</u>
19,741	Transfers TO / FROM Reserves	(46,822)
<u>69,434</u>	Closing Balance	<u>42,897</u>

15:40

Detailed Profit and Loss Account - Excluding Stock Movement

Month 12 Data 31/03/2023

<u>Account</u>	<u>Sales/Income</u>	<u>Month Actual</u>	<u>YTD Actual</u>
1160	Donations Received	3,766	44,851
1200	Fees & Charges	0	3,344
1210	Rents Received	5,090	52,053
1400	Feed in Tariff	229	1,768
1401	RHI	0	5,877
1900	Miscellaneous Income	0	112
1901	Miscellaneous Income	0	1,885
	Total Sales/Income	9,074	109,470
<u>Account</u>	<u>Indirect/Overhead Expenditure</u>		
4030	Insurance	0	3,750
4240	Capital Expenditure UWood	0	38,829
4380	Metered Water Charge	534	3,753
4385	Electricity	354	7,597
4390	Gas	764	3,918
4401	Miscellaneous Expenditure	0	112
4405	Miscellaneous Services	0	3,888
4410	Music License	0	142
4411	Music License	0	331
4412	Music License	0	423
4415	Repairs & Maint. Buildings	0	55,089
4425	Electrical Repairs	0	534
4430	Fire Fighting Equipment	0	908
4435	Legionella	0	482
4470	Wages	3,011	35,703
4471	Tax/NI/pension Contribution	744	8,371
4500	Fuel	2,624	13,447
4505	Cleaning Materials	127	1,310
4520	Refuse Collection	0	2,682
4525	Telephones	97	1,032
4570	Fire Alarm	0	548
4580	Equipment Maintenance	0	84
	Total Indirect/Overhead Expenditure	8,155	182,730
	Operating Profit	919	(73,259)
	% Operating Profit	10.13%	-68.92%

Detailed Income & Expenditure by Budget Heading 31/03/2023

Month No: 12

Cost Centre Report

	Actual Last Year	Actual Year To Date	Current Annual Bud	Variance Annual Total	Committed Expenditure	Funds Available	% Spent	Transfer to/from EMR
101 Admin								
1901 Miscellaneous Income	2,176	1,865	0	(1,865)			0.0%	
Admin :- Income	2,176	1,865	0	(1,865)				0
4030 Insurance	3,859	3,760	3,600	(260)		(260)	107.1%	
4405 Miscellaneous Services	102	654	800	(64)		(64)	110.8%	
Admin :- Indirect Expenditure	3,761	4,304	4,000	(304)	0	(304)	107.6%	0
Net Income over Expenditure	(1,585)	(2,439)	(4,000)	(1,661)				
108 Capital Expenditure								
4240 Capital Expenditure UWood	609	38,829	0	(38,829)		(38,829)	0.0%	38,829
Capital Expenditure :- Indirect Expenditure	609	38,829	0	(38,829)	0	(38,829)		38,829
Net Expenditure	(609)	(38,829)	0	38,829				
6000 plus Transfer from EMR	0	38,829						
6001 less Transfer to EMR	20,000	0						
Movement to/(from) Gen Reserve	(20,509)	0						
120 Outdoor Recreation								
1150 Donations Received	0	577	0	(577)			0.0%	577
1200 Fees & Charges	2,486	3,344	3,000	(344)			111.6%	
Outdoor Recreation :- Income	2,486	3,921	3,000	(921)			130.7%	577
4380 Metered Water Charge	1,625	1,637	2,500	883		883	65.6%	
4385 Electricity	1,156	1,798	1,200	(609)		(609)	149.9%	
4390 Gas	647	864	1,700	736		736	58.7%	
4405 Miscellaneous Services	6,376	3,120	600	(2,620)		(2,620)	620.0%	
4418 Repairs & Maint. Buildings	50	3,636	4,000	466		466	88.4%	2,976
4425 Electrical Repairs	0	144	400	266		266	36.0%	
4430 Fire Fighting Equipment	61	174	150	(24)		(24)	115.8%	
4436 Legionella	977	492	600	108		108	82.0%	
4570 Fire Alarm	0	72	0	(72)		(72)	0.0%	
Outdoor Recreation :- Indirect Expenditure	9,710	11,936	11,150	(786)	0	(786)	107.0%	2,975
Net Income over Expenditure	(7,224)	(8,015)	(8,150)	(136)				
6000 plus Transfer from EMR	0	2,976						
6001 less Transfer to EMR	0	577						
Movement to/(from) Gen Reserve	(7,224)	(5,617)						

Detailed Income & Expenditure by Budget Heading 31/03/2023

Month No: 12

Cost Centre Report

	Actual Last Year	Actual Year To Date	Current Annual Bud	Variance Annual Total	Committed Expenditure	Funds Available	% Spent	Transfer to/from EMR
130 Parish Hall								
1150 Donations Received	26,017	24,113	30,849	6,636			78.7%	
1210 Rents Received	17,643	27,652	17,000	(10,652)			162.7%	
1400 Feed In Tariff	841	851	1,000	349			85.1%	
1401 RHI	5,191	5,877	5,000	(677)			113.6%	
1900 Miscellaneous Income	161	112	0	(112)			0.0%	
Parish Hall :- Income	<u>49,854</u>	<u>58,208</u>	<u>53,849</u>	<u>(4,657)</u>			<u>108.6%</u>	<u>0</u>
4380 Metered Water Charge	1,755	1,066	2,000	934	934		53.3%	
4386 Electricity	1,831	3,823	3,750	(73)	(73)		101.9%	
4405 Miscellaneous Services	0	14	0	(14)	(14)		0.0%	
4412 Music Licence	772	423	600	177	177		70.6%	
4416 Repairs & Maint. Buildings	553	1,184	3,000	1,816	1,816		39.5%	(1,816)
4430 Fire Fighting Equipment	382	324	500	176	176		64.9%	
4436 Legionella	0	0	150	150	150		0.0%	
4470 Wages	13,440	17,961	24,440	6,479	6,479		73.5%	
4471 Tax/Ni/pension Contribution	4,578	6,151	6,209	58	58		99.1%	
4480 Clothing & Uniforms	0	0	100	100	100		0.0%	
4500 Fuel	6,408	13,447	6,500	(6,947)	(6,947)		206.9%	
4505 Cleaning Materials	366	470	500	30	30		93.9%	
4520 Refuse Collection	1,127	1,323	1,200	(123)	(123)		110.2%	
4525 Telephones	120	132	130	(2)	(2)		101.7%	
4530 Printing & Stationery	4	0	0	0	0		0.0%	
4570 Fire Alarm	168	198	220	34	34		84.5%	
4580 Equipment Maintenance	0	94	500	408	408		18.8%	
Parish Hall :- Indirect Expenditure	<u>31,434</u>	<u>46,398</u>	<u>49,799</u>	<u>3,201</u>	<u>0</u>	<u>3,201</u>	<u>93.6%</u>	<u>(1,816)</u>
Net Income over Expenditure	<u>18,470</u>	<u>11,607</u>	<u>3,850</u>	<u>(7,757)</u>				
6000 plus Transfer from EMR	0	(1,816)						
Movement to/(from) Gen Reserve	<u>18,470</u>	<u>9,791</u>						
201 Jacksdale Community Centre								
1150 Donations Received	12,963	6,846	12,725	5,879			53.8%	
1210 Rents Received	6,038	9,888	5,000	(4,883)			197.7%	
1400 Feed In Tariff	283	328	250	(76)			130.3%	
Jacksdale Community Centre :- Income	<u>19,281</u>	<u>17,064</u>	<u>17,975</u>	<u>921</u>			<u>94.9%</u>	<u>0</u>
4380 Metered Water Charge	371	390	400	10	10		97.5%	
4386 Electricity	750	1,005	1,152	147	147		87.2%	
4380 Gas	620	1,234	1,000	(234)	(234)		123.4%	
4410 Music License	260	142	150	8	8		94.7%	

15:41

Detailed Income & Expenditure by Budget Heading 31/03/2023

Month No: 12

Cost Centre Report

	Actual Last Year	Actual Year To Date	Current Annual Bud	Variance Annual Total	Committed Expenditure	Funds Available	% Spent	Transfer to/from EMR
4415 Repairs & Maint. Buildings	147	1,426	15,000	13,574		13,674	9.5%	(13,574)
4430 Fire Fighting Equipment	190	178	300	122		122	59.4%	
4435 Equipment Purchase	259	0	0	0		0	0.0%	
4438 Legionella	953	0	250	250		250	0.0%	
4470 Wages	4,963	6,722	10,400	3,678		3,678	64.8%	
4471 Tax/NI/pension Contribution	0	124	2,325	2,201		2,201	5.3%	
4480 Clothing & Uniforms	0	0	100	100		100	0.0%	
4505 Cleaning Materials	347	425	350	(75)		(75)	121.8%	
4520 Refuse Collection	381	480	500	20		20	95.9%	
4525 Telephones	481	487	550	83		83	85.0%	
4570 Fire Alarm	168	144	200	58		58	72.0%	
Jacksdale Community Centre :- Indirect Expenditure	9,891	12,738	32,877	19,939	0	19,939	39.0%	(13,574)
Net Income over Expenditure	9,390	4,317	(14,702)	(19,019)				
8000 plus Transfer from EMR	259	(13,574)						
Movement to/(from) Gen Reserve	9,649	(9,257)						
301 Underwood Community Centre								
1150 Donations Received	18,856	13,116	12,725	(391)			103.1%	
1210 Rents Received	13,787	14,518	13,000	(1,518)			111.7%	
1400 Feed In Tariff	649	791	700	(91)			112.9%	
Underwood Community Centre :- Income	33,293	28,424	26,425	(1,899)			107.6%	0
4380 Metered Water Charge	707	691	700	39		39	94.4%	
4385 Electricity	602	971	1,000	29		29	97.1%	
4390 Gas	542	1,720	1,000	(720)		(720)	172.0%	
4401 Miscellaneous Expenditure	259	112	1,000	888		888	11.2%	
4405 Miscellaneous Services	495	0	0	0		0	0.0%	
4411 Music License	138	331	138	(193)		(193)	239.6%	
4415 Repairs & Maint. Buildings	2,433	48,924	3,000	(46,924)		(46,924)	1630.8%	20,985
4425 Electrical Repairs	333	390	500	110		110	78.0%	
4430 Fire Fighting Equipment	176	229	250	21		21	91.7%	
4438 Legionella	84	0	200	200		200	0.0%	
4470 Wages	9,299	11,020	10,400	(620)		(620)	106.0%	
4471 Tax/NI/pension Contribution	1,501	2,099	2,325	229		229	90.1%	
4480 Clothing & Uniforms	0	0	100	100		100	0.0%	
4505 Cleaning Materials	347	415	300	(115)		(115)	138.3%	
4520 Refuse Collection	797	880	900	20		20	97.6%	
4525 Telephones	625	432	600	168		168	72.1%	
4570 Fire Alarm	72	144	100	(44)		(44)	144.0%	
Underwood Community Centre :- Indirect Expenditure	18,490	68,325	22,513	(45,812)	0	(45,812)	303.5%	20,985
Net Income over Expenditure	14,802	(39,907)	3,912	43,813				
8000 plus Transfer from EMR	0	(5,899)						

Continued over page

Detailed Income & Expenditure by Budget Heading 31/03/2023

Month No: 12

Cost Centre Report

	Actual Last Year	Actual Year To Date	Current Annual Bud	Variance Annual Total	Committed Expenditure	Funds Available	% Spent	Transfer to/from EMR
Movement to/(from) Gen Reserve	14,802	(45,590)						
Grand Totals:- Income	107,189	109,470	101,049	(8,421)			108.3%	
Expenditure	73,848	182,730	120,189	(62,591)	0	(82,591)	152.1%	
Net Income over Expenditure	33,343	(73,269)	(19,090)	84,169				
plus Transfer from EMR	259	20,726						
less Transfer to EMR	20,000	577						
Movement to/(from) Gen Reserve	13,602	(53,111)						



Section A

Independent Examiner's Report

**Report to the trustees/
members of**

Charity name
Selston Parish Village Halls Charity

**On accounts for the year
ended**

31st March 2023

**Charity no
(if any)**

1177497

Set out on pages

1-6

I report to the trustees on my examination of the accounts of the above charity ("the Trust") for the year ended 31/03/2020.

**Responsibilities and
basis of report**

As the charity's trustees, you are responsible for the preparation of the accounts in accordance with the requirements of the Charities Act 2011 ("the Act").

I report in respect of my examination of the Trust's accounts carried out under section 145 of the 2011 Act and in carrying out my examination, I have followed all the applicable Directions given by the Charity Commission under section 145(5)(b) of the Act.

**Independent
examiner's statement**

I have completed my examination. I confirm that no material matters have come to my attention in connection with the examination which gives me cause to believe that in, any material respect:

- the accounting records were not kept in accordance with section 130 of the Charities Act; or
- the accounts did not accord with the accounting records; or
- the accounts did not comply with the applicable requirements concerning the form and content of accounts set out in the Charities (Accounts and Reports) Regulations 2008 other than any requirement that the accounts give a 'true and fair' view which is not a matter considered as part of an independent examination.

I have no concerns and have come across no other matters in connection with the examination to which attention should be drawn in this report in order to enable a proper understanding of the accounts to be reached.

Signed:

Date:

13/4/2023

Name:

Mr Jamie Watson

**Relevant professional
qualification(s) or body
(if any):**

ACCA

Address:

Pells


1 Derby Road, Eastwood, Nottingham. NG16 3PA

Section B

Disclosure

Only complete if the examiner needs to highlight material matters of concern (see CC32, Independent examination of charity accounts: directions and guidance for examiners).

Give here brief details of any items that the examiner wishes to disclose.



Selston Parish Village Halls Charity

Income and Expenditure Account for Year Ended 31st March 2023

31st March 2022		31st March 2023
	Operating Income	
2,176	Admin	1,865
2,488	Outdoor Recreation	3,921
49,954	Parish Hall	68,206
19,281	Jackdale Community Centre	17,054
33,293	Underwood Community Centre	28,424
<u>107,189</u>	Total Income	<u>109,470</u>
	Running Costs	
3,761	Admin	4,304
509	Capital Expenditure	38,829
9,710	Outdoor Recreation	11,936
31,484	Parish Hall	48,698
9,891	Jackdale Community Centre	12,738
18,480	Underwood Community Centre	68,325
<u>73,846</u>	Total Expenditure	<u>182,730</u>
	General Fund Analysis	
55,832	Opening Balance	69,434
107,189	Plus : Income for Year	109,470
<u>163,021</u>		<u>178,904</u>
73,846	Less : Expenditure for Year	182,730
<u>89,175</u>		<u>(3,825)</u>
19,741	Transfers TO / FROM Reserves	(46,822)
<u>69,434</u>	Closing Balance	<u>42,897</u>

15:40

Detailed Profit and Loss Account - Excluding Stock Movement

Month 12 Data 31/03/2023

<u>Account</u>	<u>Sales/Income</u>	<u>Month Actual</u>	<u>YTD Actual</u>
1160	Donations Received	3,766	44,851
1200	Fees & Charges	0	3,344
1210	Rents Received	5,090	52,053
1400	Feed in Tariff	229	1,768
1401	RHI	0	5,877
1900	Miscellaneous Income	0	112
1901	Miscellaneous Income	0	1,885
	Total Sales/Income	9,074	109,470
<u>Account</u>	<u>Indirect/Overhead Expenditure</u>		
4030	Insurance	0	3,750
4240	Capital Expenditure UWood	0	38,829
4380	Metered Water Charge	534	3,753
4385	Electricity	354	7,597
4390	Gas	764	3,918
4401	Miscellaneous Expenditure	0	112
4405	Miscellaneous Services	0	3,888
4410	Music License	0	142
4411	Music License	0	331
4412	Music License	0	423
4415	Repairs & Maint. Buildings	0	55,089
4425	Electrical Repairs	0	534
4430	Fire Fighting Equipment	0	908
4435	Legionella	0	482
4470	Wages	3,011	35,703
4471	Tax/NI/pension Contribution	744	8,371
4500	Fuel	2,624	13,447
4505	Cleaning Materials	127	1,310
4520	Refuse Collection	0	2,682
4525	Telephones	97	1,032
4570	Fire Alarm	0	548
4580	Equipment Maintenance	0	84
	Total Indirect/Overhead Expenditure	8,155	182,730
	Operating Profit	919	(73,259)
	% Operating Profit	10.13%	-68.92%

Detailed Income & Expenditure by Budget Heading 31/03/2023

Month No: 12

Cost Centre Report

	Actual Last Year	Actual Year To Date	Current Annual Bud	Variance Annual Total	Committed Expenditure	Funds Available	% Spent	Transfer to/from EMR
101 Admin								
1901 Miscellaneous Income	2,176	1,865	0	(1,865)			0.0%	
Admin :- Income	2,176	1,865	0	(1,865)				0
4030 Insurance	3,859	3,760	3,600	(260)		(260)	107.1%	
4405 Miscellaneous Services	102	654	800	(64)		(54)	110.8%	
Admin :- Indirect Expenditure	3,761	4,304	4,000	(304)	0	(304)	107.6%	0
Net Income over Expenditure	(1,585)	(2,439)	(4,000)	(1,661)				
108 Capital Expenditure								
4240 Capital Expenditure UWood	609	38,829	0	(38,829)		(38,829)	0.0%	38,829
Capital Expenditure :- Indirect Expenditure	609	38,829	0	(38,829)	0	(38,829)		38,829
Net Expenditure	(509)	(38,829)	0	38,829				
6000 plus Transfer from EMR	0	38,829						
6001 less Transfer to EMR	20,000	0						
Movement to/(from) Gen Reserve	(20,509)	0						
120 Outdoor Recreation								
1150 Donations Received	0	577	0	(577)			0.0%	577
1200 Fees & Charges	2,486	3,344	3,000	(344)			111.6%	
Outdoor Recreation :- Income	2,486	3,921	3,000	(921)			130.7%	577
4380 Metered Water Charge	1,625	1,637	2,500	883		883	65.6%	
4385 Electricity	1,156	1,798	1,200	(609)		(599)	149.9%	
4390 Gas	647	864	1,700	736		736	58.7%	
4405 Miscellaneous Services	5,375	3,120	600	(2,620)		(2,620)	620.0%	
4418 Repairs & Maint. Buildings	50	3,636	4,000	465		465	88.4%	2,975
4425 Electrical Repairs	0	144	400	266		266	36.0%	
4430 Fire Fighting Equipment	61	174	150	(24)		(24)	115.8%	
4436 Legionella	977	492	600	108		108	82.0%	
4570 Fire Alarm	0	72	0	(72)		(72)	0.0%	
Outdoor Recreation :- Indirect Expenditure	9,710	11,936	11,150	(786)	0	(786)	107.0%	2,975
Net Income over Expenditure	(7,224)	(8,015)	(8,150)	(135)				
6000 plus Transfer from EMR	0	2,975						
6001 less Transfer to EMR	0	577						
Movement to/(from) Gen Reserve	(7,224)	(5,617)						

Detailed Income & Expenditure by Budget Heading 31/03/2023

Month No: 12

Cost Centre Report

	Actual Last Year	Actual Year To Date	Current Annual Bud	Variance Annual Total	Committed Expenditure	Funds Available	% Spent	Transfer to/from EMR
130 Parish Hall								
1150 Donations Received	26,017	24,113	30,849	6,636			78.7%	
1210 Rents Received	17,643	27,652	17,000	(10,652)			162.7%	
1400 Feed In Tariff	841	851	1,000	349			85.1%	
1401 RHI	5,191	5,877	5,000	(677)			113.6%	
1900 Miscellaneous Income	161	112	0	(112)			0.0%	
Parish Hall :- Income	49,854	58,208	53,849	(4,657)			108.6%	0
4380 Metered Water Charge	1,755	1,066	2,000	934		934	53.3%	
4386 Electricity	1,831	3,823	3,750	(73)		(73)	101.9%	
4405 Miscellaneous Services	0	14	0	(14)		(14)	0.0%	
4412 Music Licence	772	423	600	177		177	70.6%	
4416 Repairs & Maint. Buildings	553	1,184	3,000	1,816		1,816	39.5%	(1,816)
4430 Fire Fighting Equipment	382	324	500	176		176	64.9%	
4436 Legionella	0	0	150	150		150	0.0%	
4470 Wages	13,440	17,961	24,440	6,479		6,479	73.5%	
4471 Tax/Ni/pension Contribution	4,578	6,151	6,209	58		58	99.1%	
4480 Clothing & Uniforms	0	0	100	100		100	0.0%	
4500 Fuel	6,408	13,447	6,500	(6,947)		(6,947)	206.9%	
4505 Cleaning Materials	366	470	500	30		30	93.9%	
4520 Refuse Collection	1,127	1,323	1,200	(123)		(123)	110.2%	
4525 Telephones	120	132	130	(2)		(2)	101.7%	
4530 Printing & Stationery	4	0	0	0		0	0.0%	
4570 Fire Alarm	168	198	220	34		34	84.5%	
4580 Equipment Maintenance	0	94	500	408		408	18.8%	
Parish Hall :- Indirect Expenditure	31,434	46,398	49,799	3,201	0	3,201	93.6%	(1,816)
Net Income over Expenditure	18,470	11,607	3,850	(7,757)				
6000 plus Transfer from EMR	0	(1,816)						
Movement to/(from) Gen Reserve	18,470	9,791						
201 Jacksdale Community Centre								
1150 Donations Received	12,963	6,846	12,725	5,879			53.8%	
1210 Rents Received	6,038	9,888	5,000	(4,883)			197.7%	
1400 Feed In Tariff	283	328	250	(76)			130.3%	
Jacksdale Community Centre :- Income	19,281	17,064	17,975	921			94.9%	0
4380 Metered Water Charge	371	390	400	10		10	97.5%	
4386 Electricity	750	1,005	1,152	147		147	87.2%	
4380 Gas	620	1,234	1,000	(234)		(234)	123.4%	
4410 Music License	260	142	150	8		8	94.7%	

15:41

Detailed Income & Expenditure by Budget Heading 31/03/2023

Month No: 12

Cost Centre Report

	Actual Last Year	Actual Year To Date	Current Annual Bud	Variance Annual Total	Committed Expenditure	Funds Available	% Spent	Transfer to/from EMR
4415 Repairs & Maint. Buildings	147	1,426	15,000	13,574		13,674	9.5%	(13,574)
4430 Fire Fighting Equipment	190	178	300	122		122	59.4%	
4435 Equipment Purchase	259	0	0	0		0	0.0%	
4438 Legionella	953	0	250	250		250	0.0%	
4470 Wages	4,963	6,722	10,400	3,678		3,678	64.8%	
4471 Tax/Ni/pension Contribution	0	124	2,325	2,201		2,201	5.3%	
4480 Clothing & Uniforms	0	0	100	100		100	0.0%	
4505 Cleaning Materials	347	425	350	(75)		(75)	121.8%	
4520 Refuse Collection	381	480	500	20		20	95.9%	
4525 Telephones	481	487	550	83		83	85.0%	
4570 Fire Alarm	168	144	200	58		58	72.0%	
Jacksdale Community Centre :- Indirect Expenditure	9,891	12,738	32,877	19,939	0	19,939	39.0%	(13,574)
Net Income over Expenditure	9,390	4,317	(14,702)	(19,019)				
8000 plus Transfer from EMR	259	(13,574)						
Movement to/(from) Gen Reserve	9,649	(9,257)						
301 Underwood Community Centre								
1150 Donations Received	18,856	13,116	12,725	(391)			103.1%	
1210 Rents Received	13,787	14,518	13,000	(1,518)			111.7%	
1400 Feed In Tariff	649	791	700	(91)			112.9%	
Underwood Community Centre :- Income	33,293	28,424	26,425	(1,899)			107.6%	0
4380 Metered Water Charge	707	691	700	39		39	94.4%	
4385 Electricity	602	971	1,000	29		29	97.1%	
4390 Gas	542	1,720	1,000	(720)		(720)	172.0%	
4401 Miscellaneous Expenditure	259	112	1,000	888		888	11.2%	
4405 Miscellaneous Services	495	0	0	0		0	0.0%	
4411 Music License	138	331	138	(193)		(193)	239.6%	
4415 Repairs & Maint. Buildings	2,433	48,924	3,000	(46,924)		(46,924)	1630.8%	20,985
4425 Electrical Repairs	333	390	500	110		110	78.0%	
4430 Fire Fighting Equipment	176	229	250	21		21	91.7%	
4438 Legionella	84	0	200	200		200	0.0%	
4470 Wages	9,299	11,020	10,400	(620)		(620)	106.0%	
4471 Tax/Ni/pension Contribution	1,501	2,099	2,325	229		229	90.1%	
4480 Clothing & Uniforms	0	0	100	100		100	0.0%	
4505 Cleaning Materials	347	415	300	(115)		(115)	138.3%	
4520 Refuse Collection	797	880	900	20		20	97.6%	
4525 Telephones	625	432	600	168		168	72.1%	
4570 Fire Alarm	72	144	100	(44)		(44)	144.0%	
Underwood Community Centre :- Indirect Expenditure	18,490	68,325	22,513	(45,812)	0	(45,812)	303.5%	20,985
Net Income over Expenditure	14,802	(39,907)	3,912	43,813				
8000 plus Transfer from EMR	0	(5,899)						

Continued over page

Detailed Income & Expenditure by Budget Heading 31/03/2023

Month No: 12

Cost Centre Report

	Actual Last Year	Actual Year To Date	Current Annual Bud	Variance Annual Total	Committed Expenditure	Funds Available	% Spent	Transfer to/from EMR
Movement to/(from) Gen Reserve	14,802	(45,590)						
Grand Totals:- Income	107,189	109,470	101,049	(8,421)			108.3%	
Expenditure	73,848	182,730	120,189	(62,591)	0	(82,591)	152.1%	
Net Income over Expenditure	33,343	(73,269)	(19,090)	84,169				
plus Transfer from EMR	259	20,726						
less Transfer to EMR	20,000	577						
Movement to/(from) Gen Reserve	13,602	(53,111)						

SELSTON PARISH VILLAGE HALLS CHARITY

England & Wales - Charity number 1177497

Accounts



Trustees' Annual Report for the period

From 01/04/21 Period start date To 31/03/2022 Period end date

Charity name: Selston Parish Village Halls Charity

Charity registration number: 1177497

Objectives and Activities

<p>Summary of the purposes of the charity as set out in its governing document</p>	<p>The Village Halls are for the inhabitants of the Parish of Selston for use for the purposes of physical exercise, training, meetings, lectures, classes & such other forms of recreation having the object of improving the conditions of life for the said inhabitants</p>
<p>Summary of the main activities in relation to those purposes for the public benefit, in particular, the activities, projects or services identified in the accounts.</p>	<p>COVID 19 Pandemic continued to impact on bookings at the start of the year but most of the regular hirers returned and Ad hoc bookings started to increase. Volunteers help to maintain the sporting facilities. Various groups hire the Halls on a weekly basis for varying activities including yoga, dancing, art, keep fit, carpet bowls, craft, tae kwon do, ladies section, Rainbows, Beavers, youth club and community groups. SPEG, Busy Bee Quilters, Nimble Fingers and Youth Together. The Recreation ground and Pavilion is home to Selston Football Club who have 14 teams age range from 5 to 50, Selston Cricket Club have 5 teams of varying ages and Selston Bowls team. The office at Selston Parish Hall is a contact point to provide help and support to residents and offers a Paypoint service.</p>
<p>Statement confirming whether the trustees have had regard to the guidance issued by the Charity Commission on public benefit</p>	<p>We offer access to wide range of social, leisure & sporting activities for the local community through provision & maintenance of Selston Parish Halls and Recreation Grounds. All centres are following Government guidelines to mitigate the spread of COVID</p>

Additional information (optional)

You may choose to include further statements where relevant about:

	SORP reference	
	Para 1.38	

Policy on grant making		
Policy on social investment including program related investment	Para 1.38	
Contribution made by volunteers	Para 1.38	
Other		

Achievements and Performance

Summary of the main achievements of the charity, identifying the difference the charity's work has made to the circumstances of its beneficiaries and any wider benefits to society as a whole.	<p>Selston Parish Hall toilets to the Main Hall were refurbished.</p> <p>An all weather circular path was created at Friezeland Recreation Ground a new bench and two wildflower areas were added. A grant was given towards a new outdoor classroom gazebo for the pre-school at Underwood Community Centre.</p>
---	---

Additional information (optional)

You may choose to include further statements where relevant about:

Achievements against objectives set	Para 1.41	
Performance of fundraising activities against objectives set	Para 1.41	

Investment performance against objectives	Para 1.41	
Other		

Financial Review

Review of the charity's financial position at the end of the period	Selston Parish Village Halls Charity has received income from room hire, grants from Selston Parish Council and Ashfield District Council which resulted in a profit of £89175. £20000 was earmarked towards the refurbishment of Underwood Community Centre.
Statement explaining the policy for holding reserves stating why they are held	EMR Reserves are held for future improvements to the facilities and the general reserves will be used to run the facilities.
Amount of reserves held	EMR £81886 General £69434
Reasons for holding zero reserves	
Details of fund materially in deficit	
Explanation of any uncertainties about the charity continuing as a going concern	

Structure, Governance and Management

Description of charity's trusts:	
Type of governing document (trust deed, royal charter)	Constitution
How is the charity constituted? (e.g unincorporated association, CIO)	CIO
Trustee selection methods including details of any constitutional provisions e.g. election to post or name of any person or body entitled to appoint one or more trustees	See section 9.3 to 9.12 of Constitution adopted 5th February 2018

Additional information (optional)

You may choose to include further statements where relevant about:

--	--	--

Policies and procedures adopted for the induction and training of trustees	Para 1.51	
The charity's organisational structure and any wider network with which the charity works	Para 1.51	
Relationship with any related parties	Para 1.51	
Other		

Reference and Administrative details

Charity name	Selston Parish Village Halls Charity
Other name the charity uses	
Registered charity number	1177497
Charity's principal address	Parish Hall Mansfield Road Selston Notts NG16 6EE

Names of the charity trustees who manage the charity

	Trustee name	Office (if any)	Dates acted if not for whole year	Name of person (or body) entitled to appoint trustee (if any)
1	Dawn Hodgman	Vice Chair		
2	Dawn Justice		Resigned 17.06.21	
3	Sue Jackson			
4	Sue Hey	Chair		
5	John Franklin-Pryce		Resigned 17.06.21	
6	Caroline Wilson			
7	Julie Gregory			
8	Michele Page			
9	Raymond Young		Resigned 17.06.21	
10	Mick Garner			
11	Victoria Leath		Resigned 14.10.21	
12	Amanda Knight-Clarke		Elected 14.10.21	
13	Sam Limb		Elected 14.10.21	
14	Mary Wright		Elected 14.10.21	
15	Joe O'Byrne		Elected 14.10.21	
16	Paul Easom		Co-opted 4.11.21	

Corporate trustees – names of the directors at the date the report was approved

Director name		

Name of trustees holding title to property belonging to the charity

Trustee name	Dates acted if not for whole year	

Funds held as custodian trustees on behalf of others

Description of the assets held in this capacity	
Name and objects of the charity on whose behalf the assets are held and how this falls within the custodian charity's objects	
Details of arrangements for safe custody and segregation of such assets from the charity's own assets	

Additional information (optional)

Names and addresses of advisers (Optional information)

Type of adviser	Name	Address

Name of chief executive or names of senior staff members (Optional information)

Lisa Simpson - Parish Clerk

Exemptions from disclosure

Reason for non-disclosure of key personnel details

--

Declarations

The trustees declare that they have approved the trustees' report above.

Signed on behalf of the charity's trustees

Signature(s)		
Full name(s)	MARY WRIGHT	
Position (eg Secretary, Chair, etc)	CHAIR	
Date	7-11-22	



Section A Independent Examiner's Report

Report to the trustees/ members of	Selston Parish Village Halls Charity		
On accounts for the year ended	31 st March 2022	Charity no (if any)	1177497
Set out on pages	1-5		

I report to the trustees on my examination of the accounts of the above charity ("the Trust") for the year ended 31/03/2022.

Responsibilities and basis of report

As the charity's trustees, you are responsible for the preparation of the accounts in accordance with the requirements of the Charities Act 2011 ("the Act").


I report in respect of my examination of the Trust's accounts carried out under section 145 of the 2011 Act and in carrying out my examination, I have followed all the applicable Directions given by the Charity Commission under section 145(5)(b) of the Act.

Independent examiner's statement

I have completed my examination. I confirm that no material matters have come to my attention in connection with the examination which gives me cause to believe that in, any material respect:

- the accounting records were not kept in accordance with section 130 of the Charities Act; or
- the accounts did not accord with the accounting records; or
- the accounts did not comply with the applicable requirements concerning the form and content of accounts set out in the Charities (Accounts and Reports) Regulations 2008 other than any requirement that the accounts give a 'true and fair' view which is not a matter considered as part of an independent examination.

I have no concerns and have come across no other matters in connection with the examination to which attention should be drawn in this report in order to enable a proper understanding of the accounts to be reached.

Signed:  **Date:** 04/10/2022

Name: Mr Jamie Watson

Relevant professional qualification(s) or body (if any): ACCA

Address: Pells
1 Derby Road, Eastwood, Nottingham. NG16 3PA

Section B**Disclosure**

Only complete if the examiner needs to highlight material matters of concern (see CC32, Independent examination of charity accounts: directions and guidance for examiners).

Give here brief details of any items that the examiner wishes to disclose.



Selston Parish Village Halls Charity**Income and Expenditure Account for Year Ended 31st March 2022**

31st March 2021		31st March 2022
	Operating Income	
0	Admin	2,176
2,166	Outdoor Recreation	2,486
36,484	Parish Hall	49,954
28,092	Jacksdale Community Centre	19,281
33,777	Underwood Community Centre	33,283
<u>100,519</u>	Total Income	<u>107,189</u>
	Running Costs	
100	Admin	0
3,088	Capital Expenditure	3,761
0	Outdoor Recreation	509
17,982	Parish Hall	9,710
17,358	Jacksdale Community Centre	31,484
8,786	Underwood Community Centre	9,891
9,232		18,490
<u>56,546</u>	Total Expenditure	<u>73,846</u>
	General Fund Analysis	
0	Opening Balance	55,832
100,519	Plus : Income for Year	107,189
<u>100,519</u>		<u>163,021</u>
56,546	Less : Expenditure for Year	73,846
<u>43,973</u>		<u>89,175</u>
(11,859)	Transfers TO / FROM Reserves	19,741
<u>55,832</u>	Closing Balance	<u>69,434</u>

	Actual Last Year	Actual Year To Date	Current Annual Bud	Variance Annual Total	Committed Expenditure	Funds Available	% Spent	Transfer to/from EMR
101 Admin								
1901 Miscellaneous Income	0	2,176	0	(2,176)			0.0%	
Admin :- Income	0	2,176	0	(2,176)				0
4030 Insurance	3,088	3,659	3,500	(159)		(159)	104.6%	
4405 Miscellaneous Services	0	102	0	(102)		(102)	0.0%	
Admin :- Indirect Expenditure	3,088	3,761	3,500	(261)	0	(261)	107.5%	0
Net Income over Expenditure	(3,088)	(1,585)	(3,500)	(1,915)				
108 Capital Expenditure								
4240 Capital Expenditure UWood	0	509	0	(509)		(509)	0.0%	
Capital Expenditure :- Indirect Expenditure	0	509	0	(509)	0	(509)		0
Net Expenditure	0	(509)	0	509				
6001 less Transfer to EMR	0	20,000						
Movement to/(from) Gen Reserve	0	(20,509)						
120 Outdoor Recreation								
1150 Donations Received	0	0	3,930	3,930			0.0%	
1200 Fees & Charges	2,166	2,486	3,700	1,214			67.2%	
Outdoor Recreation :- Income	2,166	2,486	7,630	5,144			32.6%	0
4380 Metered Water Charge	2,447	1,525	2,500	975		975	61.0%	
4385 Electricity	710	1,156	1,200	44		44	96.3%	
4390 Gas	1,610	547	1,680	1,133		1,133	32.5%	
4405 Miscellaneous Services	0	5,375	600	(4,775)		(4,775)	895.8%	
4415 Repairs & Maint. Buildings	12,569	50	0	(50)		(50)	0.0%	
4425 Electrical Repairs	0	0	400	400		400	0.0%	
4430 Fire Fighting Equipment	98	81	150	69		69	54.0%	
4435 Equipment Purchase	0	0	400	400		400	0.0%	
4436 Legionella	618	977	700	(277)		(277)	139.6%	
4505 Cleaning Materials	31	0	0	0		0	0.0%	
Outdoor Recreation :- Indirect Expenditure	17,982	9,710	7,630	(2,080)	0	(2,080)	127.3%	0
Net Income over Expenditure	(15,817)	(7,224)	0	7,224				
6000 plus Transfer from EMR	11,859	0						
Movement to/(from) Gen Reserve	(3,958)	(7,224)						

Detailed Income & Expenditure by Budget Heading 31/03/2022

Month No: 12

Cost Centre Report

	Actual Last Year	Actual Year To Date	Current Annual Bud	Variance Annual Total	Committed Expenditure	Funds Available	% Spent	Transfer to/from EMR
130 Parish Hall								
1100 Donations Received	3,117	0	0	0			0.0%	
1150 Donations Received	25,892	26,017	11,966	(14,051)			217.4%	
1210 Rents Received	3,543	17,643	13,000	(4,643)			135.7%	
1400 Feed in Tariff	332	941	1,000	59			94.1%	
1401 RHI	2,324	5,191	5,000	(191)			103.8%	
1900 Miscellaneous Income	1,276	161	0	(161)			0.0%	
Parish Hall :- Income	36,484	49,954	30,966	(18,988)			161.3%	0
4380 Metered Water Charge	822	1,755	1,300	(455)		(455)	135.0%	
4385 Electricity	1,265	1,831	2,000	169		169	91.6%	
4390 Gas	127	0	0	0		0	0.0%	
4405 Miscellaneous Services	60	0	0	0		0	0.0%	
4412 Music Licence	0	772	0	(772)		(772)	0.0%	
4415 Repairs & Maint. Buildings	941	553	0	(553)		(553)	0.0%	
4430 Fire Fighting Equipment	219	362	500	138		138	72.3%	
4436 Legionella	102	0	305	305		305	0.0%	
4470 Wages	5,337	13,440	24,440	11,000		11,000	55.0%	
4471 Tax/NI/pension Contribution	1,822	4,578	6,209	1,631		1,631	73.7%	
4485 NNDR	181	0	0	0		0	0.0%	
4500 Fuel	4,917	6,408	6,000	(408)		(408)	106.8%	
4505 Cleaning Materials	308	366	500	134		134	73.1%	
4520 Refuse Collection	1,073	1,127	1,200	73		73	94.0%	
4525 Telephones	130	120	110	(10)		(10)	108.8%	
4530 Printing & Stationery	0	4	0	(4)		(4)	0.0%	
4570 Fire Alarm	54	168	200	32		32	84.0%	
4580 Equipment Maintenance	0	0	500	500		500	0.0%	
Parish Hall :- Indirect Expenditure	17,358	31,484	43,264	11,780	0	11,780	72.8%	0
Net Income over Expenditure	19,126	18,470	(12,298)	(30,768)				
201 Jacksdale Community Centre								
1100 Donations Received	1,007	0	0	0			0.0%	
1150 Donations Received	25,130	12,963	0	(12,963)			0.0%	
1210 Rents Received	1,519	6,035	4,000	(2,035)			150.9%	
1400 Feed in Tariff	437	283	250	(33)			113.1%	
Jacksdale Community Centre :- Income	28,092	19,281	4,250	(15,031)			453.7%	0
4380 Metered Water Charge	333	371	400	29		29	92.7%	
4385 Electricity	412	750	550	(200)		(200)	136.4%	
4390 Gas	621	620	850	230		230	72.9%	
4405 Miscellaneous Services	83	0	100	100		100	0.0%	

	Actual Last Year	Actual Year To Date	Current Annual Bud	Variance Annual Total	Committed Expenditure	Funds Available	% Spent	Transfer to/from EMR
4410 Music License	1,183	260	1,155	895		895	22.5%	
4415 Repairs & Maint. Buildings	68	147	0	(147)		(147)	0.0%	
4425 Electrical Repairs	20	0	0	0		0	0.0%	
4430 Fire Fighting Equipment	182	190	500	310		310	38.1%	
4435 Equipment Purchase	0	259	0	(259)		(259)	0.0%	259
4436 Legionella	230	953	250	(703)		(703)	381.2%	
4470 Wages	3,252	4,963	10,400	5,437		5,437	47.7%	
4471 Tax/NI/pension Contribution	1,228	0	2,325	2,325		2,325	0.0%	
4485 NNDR	85	0	0	0		0	0.0%	
4505 Cleaning Materials	339	347	350	3		3	99.1%	
4520 Refuse Collection	352	381	500	119		119	76.3%	
4525 Telephones	345	481	400	(81)		(81)	120.3%	
4570 Fire Alarm	54	168	150	(18)		(18)	112.0%	
4580 Equipment Maintenance	0	0	100	100		100	0.0%	
Jacksdale Community Centre :- Indirect Expenditure	8,786	9,891	18,030	8,139	0	8,139	54.9%	259
Net Income over Expenditure	19,306	9,390	(13,780)	(23,170)				
6000 plus Transfer from EMR	0	259						
Movement to/(from) Gen Reserve	19,306	9,649						
301 Underwood Community Centre								
1100 Donations Received	2,578	0	0	0			0.0%	
1150 Donations Received	24,524	18,856	0	(18,856)			0.0%	
1210 Rents Received	6,041	13,787	7,000	(6,787)			197.0%	
1400 Feed in Tariff	633	649	700	51			92.8%	
Underwood Community Centre :- Income	33,777	33,293	7,700	(25,593)			432.4%	0
4380 Metered Water Charge	414	707	420	(287)		(287)	168.2%	
4385 Electricity	460	802	600	(202)		(202)	133.6%	
4390 Gas	755	542	600	58		58	90.4%	
4401 Miscellaneous Expenditure	0	259	0	(259)		(259)	0.0%	
4405 Miscellaneous Services	72	495	200	(295)		(295)	247.5%	
4411 Music License	335	138	335	197		197	41.3%	
4415 Repairs & Maint. Buildings	1	2,433	0	(2,433)		(2,433)	0.0%	
4425 Electrical Repairs	0	333	0	(333)		(333)	0.0%	
4430 Fire Fighting Equipment	190	176	400	224		224	44.0%	
4436 Legionella	48	64	300	236		236	21.3%	
4470 Wages	3,990	9,299	10,400	1,101		1,101	89.4%	
4471 Tax/NI/pension Contribution	1,384	1,501	2,325	824		824	64.5%	
4485 NNDR	60	0	0	0		0	0.0%	
4505 Cleaning Materials	294	347	300	(47)		(47)	115.6%	

Detailed Income & Expenditure by Budget Heading 31/03/2022

Month No: 12

Cost Centre Report

	Actual Last Year	Actual Year To Date	Current Annual Bud	Variance Annual Total	Committed Expenditure	Funds Available	% Spent	Transfer to/from EMR
4520 Refuse Collection	759	797	900	103		103	88.6%	
4525 Telephones	417	525	550	25		25	95.5%	
4570 Fire Alarm	54	72	100	28		28	72.0%	
4580 Equipment Maintenance	0	0	100	100		100	0.0%	
Underwood Community Centre :- Indirect Expenditure	<u>9,232</u>	<u>18,490</u>	<u>17,530</u>	<u>(960)</u>	<u>0</u>	<u>(960)</u>	<u>105.5%</u>	<u>0</u>
Net Income over Expenditure	<u>24,545</u>	<u>14,802</u>	<u>(9,830)</u>	<u>(24,632)</u>				
Grand Totals:- Income	100,519	107,189	50,546	(56,643)			212.1%	
Expenditure	56,446	73,846	89,954	16,108	0	16,108	82.1%	
Net Income over Expenditure	<u>44,073</u>	<u>33,343</u>	<u>(39,408)</u>	<u>(72,751)</u>				
plus Transfer from EMR	11,859	259						
less Transfer to EMR	0	20,000						
Movement to/(from) Gen Reserve	<u>55,931</u>	<u>13,602</u>						



Section A Independent Examiner's Report

**Report to the trustees/
members of**

Selston Parish Village Halls Charity

**On accounts for the year
ended**

31st March 2022

**Charity no
(if any)**

1177497

Set out on pages

1-5

I report to the trustees on my examination of the accounts of the above charity ("the Trust") for the year ended 31/03/2022.

**Responsibilities and
basis of report**

As the charity's trustees, you are responsible for the preparation of the accounts in accordance with the requirements of the Charities Act 2011 ("the Act").

I report in respect of my examination of the Trust's accounts carried out under section 145 of the 2011 Act and in carrying out my examination, I have followed all the applicable Directions given by the Charity Commission under section 145(5)(b) of the Act.

**Independent
examiner's statement**

I have completed my examination. I confirm that no material matters have come to my attention in connection with the examination which gives me cause to believe that in, any material respect:

- the accounting records were not kept in accordance with section 130 of the Charities Act; or
- the accounts did not accord with the accounting records; or
- the accounts did not comply with the applicable requirements concerning the form and content of accounts set out in the Charities (Accounts and Reports) Regulations 2008 other than any requirement that the accounts give a 'true and fair' view which is not a matter considered as part of an independent examination.

I have no concerns and have come across no other matters in connection with the examination to which attention should be drawn in this report in order to enable a proper understanding of the accounts to be reached.

Signed:

Date:

04/10/2022

Name:

Mr Jamie Watson

**Relevant professional
qualification(s) or body
(if any):**

ACCA

Address:


Pells

1 Derby Road, Eastwood, Nottingham. NG16 3PA

Section B**Disclosure**

Only complete if the examiner needs to highlight material matters of concern (see CC32, Independent examination of charity accounts: directions and guidance for examiners).

Give here brief details of any items that the examiner wishes to disclose.



Selston Parish Village Halls Charity**Income and Expenditure Account for Year Ended 31st March 2022**

31st March 2021		31st March 2022
	Operating Income	
0	Admin	2,176
2,166	Outdoor Recreation	2,486
36,484	Parish Hall	49,954
28,092	Jacksdale Community Centre	19,281
33,777	Underwood Community Centre	33,283
<u>100,519</u>	Total Income	<u>107,189</u>
	Running Costs	
100	Admin	0
3,088	Capital Expenditure	3,761
0	Outdoor Recreation	509
17,982	Parish Hall	9,710
17,358	Jacksdale Community Centre	31,484
8,786	Underwood Community Centre	9,891
9,232		18,490
<u>56,546</u>	Total Expenditure	<u>73,846</u>
	General Fund Analysis	
0	Opening Balance	55,832
100,519	Plus : Income for Year	107,189
<u>100,519</u>		<u>163,021</u>
56,546	Less : Expenditure for Year	73,846
<u>43,973</u>		<u>89,175</u>
(11,859)	Transfers TO / FROM Reserves	19,741
<u>55,832</u>	Closing Balance	<u>69,434</u>

	Actual Last Year	Actual Year To Date	Current Annual Bud	Variance Annual Total	Committed Expenditure	Funds Available	% Spent	Transfer to/from EMR
101 Admin								
1901 Miscellaneous Income	0	2,176	0	(2,176)			0.0%	
Admin :- Income	0	2,176	0	(2,176)				0
4030 Insurance	3,088	3,659	3,500	(159)		(159)	104.6%	
4405 Miscellaneous Services	0	102	0	(102)		(102)	0.0%	
Admin :- Indirect Expenditure	3,088	3,761	3,500	(261)	0	(261)	107.5%	0
Net Income over Expenditure	(3,088)	(1,585)	(3,500)	(1,915)				
108 Capital Expenditure								
4240 Capital Expenditure UWood	0	509	0	(509)		(509)	0.0%	
Capital Expenditure :- Indirect Expenditure	0	509	0	(509)	0	(509)		0
Net Expenditure	0	(509)	0	509				
6001 less Transfer to EMR	0	20,000						
Movement to/(from) Gen Reserve	0	(20,509)						
120 Outdoor Recreation								
1150 Donations Received	0	0	3,930	3,930			0.0%	
1200 Fees & Charges	2,166	2,486	3,700	1,214			67.2%	
Outdoor Recreation :- Income	2,166	2,486	7,630	5,144			32.6%	0
4380 Metered Water Charge	2,447	1,525	2,500	975		975	61.0%	
4385 Electricity	710	1,156	1,200	44		44	96.3%	
4390 Gas	1,610	547	1,680	1,133		1,133	32.5%	
4405 Miscellaneous Services	0	5,375	600	(4,775)		(4,775)	895.8%	
4415 Repairs & Maint. Buildings	12,569	50	0	(50)		(50)	0.0%	
4425 Electrical Repairs	0	0	400	400		400	0.0%	
4430 Fire Fighting Equipment	98	81	150	69		69	54.0%	
4435 Equipment Purchase	0	0	400	400		400	0.0%	
4436 Legionella	618	977	700	(277)		(277)	139.6%	
4505 Cleaning Materials	31	0	0	0		0	0.0%	
Outdoor Recreation :- Indirect Expenditure	17,982	9,710	7,630	(2,080)	0	(2,080)	127.3%	0
Net Income over Expenditure	(15,817)	(7,224)	0	7,224				
6000 plus Transfer from EMR	11,859	0						
Movement to/(from) Gen Reserve	(3,958)	(7,224)						

Detailed Income & Expenditure by Budget Heading 31/03/2022

Month No: 12

Cost Centre Report

	Actual Last Year	Actual Year To Date	Current Annual Bud	Variance Annual Total	Committed Expenditure	Funds Available	% Spent	Transfer to/from EMR
130 Parish Hall								
1100 Donations Received	3,117	0	0	0			0.0%	
1150 Donations Received	25,892	26,017	11,966	(14,051)			217.4%	
1210 Rents Received	3,543	17,643	13,000	(4,643)			135.7%	
1400 Feed in Tariff	332	941	1,000	59			94.1%	
1401 RHI	2,324	5,191	5,000	(191)			103.8%	
1900 Miscellaneous Income	1,276	161	0	(161)			0.0%	
Parish Hall :- Income	36,484	49,954	30,966	(18,988)			161.3%	0
4380 Metered Water Charge	822	1,755	1,300	(455)		(455)	135.0%	
4385 Electricity	1,265	1,831	2,000	169		169	91.6%	
4390 Gas	127	0	0	0		0	0.0%	
4405 Miscellaneous Services	60	0	0	0		0	0.0%	
4412 Music Licence	0	772	0	(772)		(772)	0.0%	
4415 Repairs & Maint. Buildings	941	553	0	(553)		(553)	0.0%	
4430 Fire Fighting Equipment	219	362	500	138		138	72.3%	
4436 Legionella	102	0	305	305		305	0.0%	
4470 Wages	5,337	13,440	24,440	11,000		11,000	55.0%	
4471 Tax/NI/pension Contribution	1,822	4,578	6,209	1,631		1,631	73.7%	
4485 NNDR	181	0	0	0		0	0.0%	
4500 Fuel	4,917	6,408	6,000	(408)		(408)	106.8%	
4505 Cleaning Materials	308	366	500	134		134	73.1%	
4520 Refuse Collection	1,073	1,127	1,200	73		73	94.0%	
4525 Telephones	130	120	110	(10)		(10)	108.8%	
4530 Printing & Stationery	0	4	0	(4)		(4)	0.0%	
4570 Fire Alarm	54	168	200	32		32	84.0%	
4580 Equipment Maintenance	0	0	500	500		500	0.0%	
Parish Hall :- Indirect Expenditure	17,358	31,484	43,264	11,780	0	11,780	72.8%	0
Net Income over Expenditure	19,126	18,470	(12,298)	(30,768)				
201 Jacksdale Community Centre								
1100 Donations Received	1,007	0	0	0			0.0%	
1150 Donations Received	25,130	12,963	0	(12,963)			0.0%	
1210 Rents Received	1,519	6,035	4,000	(2,035)			150.9%	
1400 Feed in Tariff	437	283	250	(33)			113.1%	
Jacksdale Community Centre :- Income	28,092	19,281	4,250	(15,031)			453.7%	0
4380 Metered Water Charge	333	371	400	29		29	92.7%	
4385 Electricity	412	750	550	(200)		(200)	136.4%	
4390 Gas	621	620	850	230		230	72.9%	
4405 Miscellaneous Services	83	0	100	100		100	0.0%	

	Actual Last Year	Actual Year To Date	Current Annual Bud	Variance Annual Total	Committed Expenditure	Funds Available	% Spent	Transfer to/from EMR
4410 Music License	1,183	260	1,155	895		895	22.5%	
4415 Repairs & Maint. Buildings	68	147	0	(147)		(147)	0.0%	
4425 Electrical Repairs	20	0	0	0		0	0.0%	
4430 Fire Fighting Equipment	182	190	500	310		310	38.1%	
4435 Equipment Purchase	0	259	0	(259)		(259)	0.0%	259
4436 Legionella	230	953	250	(703)		(703)	381.2%	
4470 Wages	3,252	4,963	10,400	5,437		5,437	47.7%	
4471 Tax/NI/pension Contribution	1,228	0	2,325	2,325		2,325	0.0%	
4485 NNDR	85	0	0	0		0	0.0%	
4505 Cleaning Materials	339	347	350	3		3	99.1%	
4520 Refuse Collection	352	381	500	119		119	76.3%	
4525 Telephones	345	481	400	(81)		(81)	120.3%	
4570 Fire Alarm	54	168	150	(18)		(18)	112.0%	
4580 Equipment Maintenance	0	0	100	100		100	0.0%	
Jacksdale Community Centre :- Indirect Expenditure	8,786	9,891	18,030	8,139	0	8,139	54.9%	259
Net Income over Expenditure	19,306	9,390	(13,780)	(23,170)				
6000 plus Transfer from EMR	0	259						
Movement to/(from) Gen Reserve	19,306	9,649						
301 Underwood Community Centre								
1100 Donations Received	2,578	0	0	0			0.0%	
1150 Donations Received	24,524	18,856	0	(18,856)			0.0%	
1210 Rents Received	6,041	13,787	7,000	(6,787)			197.0%	
1400 Feed in Tariff	633	649	700	51			92.8%	
Underwood Community Centre :- Income	33,777	33,293	7,700	(25,593)			432.4%	0
4380 Metered Water Charge	414	707	420	(287)		(287)	168.2%	
4385 Electricity	460	802	600	(202)		(202)	133.6%	
4390 Gas	755	542	600	58		58	90.4%	
4401 Miscellaneous Expenditure	0	259	0	(259)		(259)	0.0%	
4405 Miscellaneous Services	72	495	200	(295)		(295)	247.5%	
4411 Music License	335	138	335	197		197	41.3%	
4415 Repairs & Maint. Buildings	1	2,433	0	(2,433)		(2,433)	0.0%	
4425 Electrical Repairs	0	333	0	(333)		(333)	0.0%	
4430 Fire Fighting Equipment	190	176	400	224		224	44.0%	
4436 Legionella	48	64	300	236		236	21.3%	
4470 Wages	3,990	9,299	10,400	1,101		1,101	89.4%	
4471 Tax/NI/pension Contribution	1,384	1,501	2,325	824		824	64.5%	
4485 NNDR	60	0	0	0		0	0.0%	
4505 Cleaning Materials	294	347	300	(47)		(47)	115.6%	

Detailed Income & Expenditure by Budget Heading 31/03/2022

Month No: 12

Cost Centre Report

	Actual Last Year	Actual Year To Date	Current Annual Bud	Variance Annual Total	Committed Expenditure	Funds Available	% Spent	Transfer to/from EMR
4520 Refuse Collection	759	797	900	103		103	88.6%	
4525 Telephones	417	525	550	25		25	95.5%	
4570 Fire Alarm	54	72	100	28		28	72.0%	
4580 Equipment Maintenance	0	0	100	100		100	0.0%	
Underwood Community Centre :- Indirect Expenditure	9,232	18,490	17,530	(960)	0	(960)	105.5%	0
Net Income over Expenditure	24,545	14,802	(9,830)	(24,632)				
Grand Totals:- Income	100,519	107,189	50,546	(56,643)			212.1%	
Expenditure	56,446	73,846	89,954	16,108	0	16,108	82.1%	
Net Income over Expenditure	44,073	33,343	(39,408)	(72,751)				
plus Transfer from EMR	11,859	259						
less Transfer to EMR	0	20,000						
Movement to/(from) Gen Reserve	55,931	13,602						

SELSTON PARISH VILLAGE HALLS CHARITY

England & Wales - Charity number 1177497

Accounts



Trustees' Annual Report for the period

From 01/04/20 Period start date To 31/03/2021 Period end date

Charity name: Selston Parlish Village Halls Charity

Charity registration number: 1177495

Objectives and Activities

Summary of the purposes of the charity as set out in its governing document	The Village Halls are for the inhabitants of the Parish of Selston for use for the purposes of physical exercise, training, meetings, lectures, classes & such other forms of recreation having the object of improving the conditlons of life for the said Inhabtants
Summary of the main activities in relation to those purposes for the public benefit, in particular, the activities, projects or services identified in the accounts.	Due to the COVID 19 Pandemic the Centres were closed for most of the year. A few gentle activities such as Yoga and non contact martial arts took place between August and December 2020. The Preschool continued to hire Underwood Community Centre. The outdoor facilities at Selston Parlish Hall were used for football, cricket, bowls and exercise when permitted. Loss of income due to the COVID restrictions totalled £42529, however grants received from the District Council totalled £65333 but the Financial impact of COVID continues as some of the groups have decided not to return for the foreseeable future. The office remained open at Selston Parlish Hall as a contact point to provide help and support to residents who were affected by the COVID restrictions.
Statement confirming whether the trustees have had regard to the guidance issued by the Charity Commission on public benefit	We offer access to wilde range of social, leisure & sporting activities for the local community through provision & maintenance of Selston Parlish Halls and Recreation Grounds. All centres are following Government guidelines to mitigate the spread of COVID

Additional information (optional)

You may choose to include further statements where relevant about:

	SORP reference	
Policy on grant making	Para 1.38	

Policy on social investment including program related investment	Para 1.38	
Contribution made by volunteers	Para 1.38	
Other		

Achievements and Performance

Summary of the main achievements of the charity, identifying the difference the charity's work has made to the circumstances of its beneficiaries and any wider benefits to society as a whole.	<p>As the centres have been closed it has provided an opportunity to improve the facilities. Selston Parish Hall had a new kitchen and new ceiling in the Main Hall and was redecorated. Disabled access was created to the Parish Office. Jacksdale Community Centre had new blinds to replace the curtains. All centres now have new wipe able chairs. Jacksdale Community Centre became a Vaccination Centre, from 3rd March 2021, one day per week.</p>

Additional information (optional)

You may choose to include further statements where relevant about:

Achievements against objectives set	Para 1.41	
Performance of fundraising activities against objectives set	Para 1.41	

Investment performance against objectives	Para 1.41	
Other		

Financial Review

Review of the charity's financial position at the end of the period	Selston Parish Village Halls Charity has spent £11859 from Ear marked reserves but with the grants received from Selston Parish Council and Ashfield District Council showed a profit of £43973
Statement explaining the policy for holding reserves stating why they are held	EMR Reserves are held for future improvements to the facilities and the general reserves will be used to run the facilities as Income from hirers is expected to be low again in the next financial year.
Amount of reserves held	EMR £62145 General £55832
Reasons for holding zero reserves	
Details of fund materially in deficit	
Explanation of any uncertainties about the charity continuing as a going concern	

Structure, Governance and Management

Description of charity's trusts:	
Type of governing document (trust deed, royal charter)	Constitution
How is the charity constituted? (e.g unincorporated association, CIO)	CIO
Trustee selection methods including details of any constitutional provisions e.g. election to post or name of any person or body entitled to appoint one or more trustees	See section 9.3 to 9.12 of Constitution adopted 5th February 2018

Additional information (optional)

You may choose to include further statements where relevant about:

Policies and procedures		
-------------------------	--	--

adopted for the induction and training of trustees	Para 1.51	
The charity's organisational structure and any wider network with which the charity works	Para 1.51	
Relationship with any related parties	Para 1.51	
Other		

Reference and Administrative details

Charity name	Selston Parish Village Halls Charity
Other name the charity uses	
Registered charity number	1177497
Charity's principal address	Parish Hall Mansfield Road Selston Notts NG16 6EE

Names of the charity trustees who manage the charity

	Trustee name	Office (if any)	Dates acted if not for whole year	Name of person (or body) entitled to appoint trustee (if any)
1	Dawn Hodgman	Vice Chair		
2	Dawn Justice			
3	Sue Jackson			
4	Sue Hey			
5	John Franklin-Pryce	Chair		
6	Emma Olden		Resigned 04.08.20	
7	Caroline Wilson			
8	Kimberley Edwards		Resigned 14.09.21	
9	Julie Gregory			
10	Michele Page			
11	Raymond Young			
14	Mick Garner		Co-opted 08.03.21	
15	Victoria Leath		Co-opted 12.10.20	
16				
17				
18				
19				
20				

Corporate trustees – names of the directors at the date the report was approved

Director name		

Name of trustees holding title to property belonging to the charity

Trustee name	Dates acted if not for whole year	

Funds held as custodian trustees on behalf of others

Description of the assets held in this capacity	
Name and objects of the charity on whose behalf the assets are held and how this falls within the custodian charity's objects	
Details of arrangements for safe custody and segregation of such assets from the charity's own assets	

Additional information (optional)

Names and addresses of advisers (Optional information)

Type of adviser	Name	Address
-----------------	------	---------

Name of chief executive or names of senior staff members (Optional information)

Lisa Simpson - Parish Clerk

Exemptions from disclosure

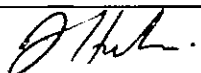
Reason for non-disclosure of key personnel details

--

Declarations

The trustees declare that they have approved the trustees' report above.

Signed on behalf of the charity's trustees

Signature(s)		
Full name(s)	DAWN HOOGMAN	
Position (eg Secretary, Chair, etc)	VICE CHAIR	
Date	12 th October 2021	

23/04/2020

Selston Parish Village Halls Charity

13:48

Balance Sheet as at 31st March 2020

31st March 2019

31st March 2020

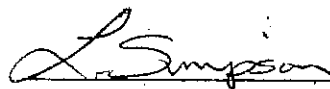
31st March 2019		31st March 2020
	Current Assets	
0	Debtors	626
0	Current Bank Account	73,378
<u>0</u>		<u>74,004</u>
	0 Total Assets	74,004
	Represented By	
0	General Reserves	0
0	EMR - Parish Hall	12,099
0	EMR Underwood Community Centre	39,980
0	EMR Jacksdale CC Capital Reser	14,030
0	EMR Pavllion Capital Reserve	7,895
<u>0</u>		<u>74,004</u>

The above statement represents fairly the financial position of the authority as at 31st March 2020 and reflects its income and Expenditure during the year.

Signed :
Chairman

Date : _____

Signed :
Responsible
Financial
Officer



Date : 23.4.20

Selston Parish Village Halls Charity**Income and Expenditure Account for Year Ended 31st March 2020**

31st March 2019		31st March 2020
	Operating Income	
0	Outdoor Recreation	4,042
0	Parish Hall	38,032
0	Jacksdale Community Centre	16,303
0	Underwood Community Centre	16,575
<u>0</u>	Total Income	<u>74,953</u>
	Running Costs	
0	Outdoor Recreation	5,591
0	Parish Hall	66,737
0	Jacksdale Community Centre	16,572
0	Underwood Community Centre	14,963
<u>0</u>	Total Expenditure	<u>102,864</u>
	General Fund Analysis	
0	Opening Balance	0
0	Plus : Income for Year	74,953
0		<u>74,953</u>
0	Less : Expenditure for Year	102,854
0		<u>(27,901)</u>
0	Transfers TO / FROM Reserves	(27,901)
<u>0</u>	Closing Balance	<u>0</u>

	Actual Current Mth	Actual Year To Date	Current Annual Bud	Variance Annual Total	Committed Expenditure	Funds Available	% Spent	Transfer to/from EMR
120 Outdoor Recreation								
1100 Donations Received	0	0	0	(0)			0.0%	
1160 Donations Received	698	698	0	(698)			0.0%	
1200 Fees & Charges	0	3,344	4,400	1,056			78.0%	
Outdoor Recreation :- Income	698	4,042	4,400	358			91.9%	0
4380 Metered Water Charge	368	1,397	2,000	603		803	89.9%	
4385 Electricity	79	1,157	1,100	(57)		(57)	105.2%	
4390 Gas	198	1,742	1,500	(242)		(242)	116.1%	
4395 Pavillion Cleaning/Décor.	0	0	100	100		100	0.0%	
4405 Miscellaneous Services	0	322	500	178		178	64.4%	
4416 Repairs & Maint. Buildings	0	50	5,000	4,950		4,950	1.0%	
4420 External Decorations	0	0	500	500		500	0.0%	
4425 Electrical Repairs	0	0	500	500		500	0.0%	
4430 Fire Fighting Equipment	0	30	500	471		471	5.9%	
4435 Equipment Purchase	0	372	500	128		128	74.4%	
4436 Legionella	192	522	1,000	478		478	52.2%	
4445 Internal Decoration	0	0	250	250		250	0.0%	
Outdoor Recreation :- Indirect Expenditure	833	5,591	13,450	7,859	0	7,859	41.6%	0
Net Income over Expenditure	(135)	(1,549)	(9,050)	(7,501)				
130 Parsh Hall								
1150 Donations Received	4,491	4,491	0	(4,491)			0.0%	
1210 Rents Received	1,103	26,873	25,000	(1,873)			106.7%	
1400 Feed In Tariff	0	828	1,000	172			82.8%	
1401 RHF	0	5,938	5,000	(938)			118.8%	
1900 Miscellaneous Income	102	102	0	(102)			0.0%	
Parsh Hall :- Income	6,697	38,032	31,000	(7,032)			122.7%	0
4380 Metered Water Charge	242	1,260	900	(360)		(360)	140.0%	
4385 Electricity	306	2,432	2,000	(432)		(432)	121.6%	
4415 Repairs & Maint. Buildings	29,185	34,412	8,000	(28,412)		(28,412)	573.5%	23,287
4420 External Decorations	0	0	500	500		500	0.0%	
4425 Electrical Repairs	0	160	800	640		640	19.9%	
4430 Fire Fighting Equipment	0	89	500	411		411	17.7%	
4435 Equipment Purchase	0	389	700	311		311	55.6%	
4436 Legionella	0	190	305	115		115	62.3%	
4445 Internal Decoration	0	25	500	475		475	5.0%	
4470 Wages	1,255	16,542	21,000	4,458		4,458	78.8%	
4471 Tax/NL/pension Contribution	87	1,417	4,608	3,191		3,191	30.7%	
4475 Casual Car user	0	0	200	200		200	0.0%	

Detailed Income & Expenditure by Budget Heading 31/03/2020

Month No: 12

Cost Centre Report

	Actual Current Mth	Actual Year To Date	Current Annual Bud	Variance Annual Total	Committed Expenditure	Funds Available	% Spent	Transfer to/from EMR
4480 Clothing & Uniforms	0	134	100	(34)		(34)	134.4%	
4485 NNDR	0	893	800	(93)		(83)	111.6%	
4500 Fuel	958	7,214	5,500	(1,714)		(1,714)	131.2%	
4505 Cleaning Materials	36	332	500	168		168	66.4%	
4510 Energy Efficiency	0	0	1	1		1	0.0%	
4520 Refuse Collection	0	1,058	1,200	142		142	88.1%	
4525 Telephones	10	117	250	133		133	46.7%	
4530 Printing & Stationery	0	76	1	(74)		(74)	7548.0%	
4540 Vandalism Repairs	0	0	250	250		250	0.0%	
4570 Fire Alarm	0	0	200	200		200	0.0%	
4580 Equipment Maintenance	0	0	500	500		500	0.0%	
4590 Service Administration	0	0	100	100		100	0.0%	
Parish Hall :- Indirect Expenditure	32,078	66,737	47,418	(19,322)	0	(19,322)	140.8%	23,287
Net Income over Expenditure	(26,380)	(28,705)	(16,415)	12,290				
6000 plus Transfer from EMR	27,901	27,901						
Movement to/(from) Gen Reserve	1,521	(804)						
201 Jacksdale Community Centre								
1160 Donations Received	6,368	6,368	0	(6,368)			0.0%	
1210 Rents Received	387	9,763	7,000	(2,763)			139.5%	
1400 Feed In Tariff	0	172	250	78			68.8%	
Jacksdale Community Centre :- Income	6,755	16,303	7,250	(9,053)			224.0%	0
4380 Metered Water Charge	74	431	400	(31)		(31)	107.7%	
4385 Electricity	53	567	550	(17)		(17)	103.1%	
4390 Gas	114	850	800	(50)		(50)	106.3%	
4405 Miscellaneous Services	0	0	100	100		100	0.0%	
4415 Repairs & Maint. Buildings	4	1,893	2,000	307		307	84.6%	
4425 Electrical Repairs	0	155	500	345		345	30.9%	
4430 Fire Fighting Equipment	0	41	500	459		459	8.3%	
4435 Equipment Purchase	0	17	300	283		283	-5.7%	
4436 Legionella	0	80	450	360		360	20.0%	
4445 Internal Decoration	0	34	250	216		216	13.8%	
4470 Wages	810	8,463	9,000	537		537	94.0%	
4471 Tax/Ni/pension Contribution	144	1,624	2,000	376		376	81.2%	
4480 Clothing & Uniforms	0	0	100	100		100	0.0%	
4485 NNDR	0	438	600	162		162	73.1%	
4505 Cleaning Materials	12	311	350	-39		39	89.0%	
4520 Refuse Collection	0	383	600	217		217	63.9%	
4525 Telephones	9	414	500	86		86	82.8%	

Detailed Income & Expenditure by Budget Heading 31/03/2020

Month No: 12

Cost Centre Report

	Actual Current Mth	Actual Year To Date	Current Annual Bud	Variance Annual Total	Committed Expenditure	Funds Available	% Spent	Transfer to/from EMR
4540 Vandalism Repairs	0	0	500	500		500	0.0%	
4570 Fire Alarm	0	60	150	90		90	40.0%	
4580 Equipment Maintenance	0	0	100	100		100	0.0%	
Jacksdale Community Centre :- Indirect Expenditure	1,220	15,572	19,750	4,178	0	4,178	78.8%	0
Net Income over Expenditure	5,535	731	(12,500)	(13,231)				
301 Underwood Community Centre								
1150 Donations Received	1,892	1,892	0	(1,892)			0.0%	
1210 Rents Received	637	13,948	12,000	(1,948)			116.2%	
1400 Feed In Tariff	0	735	500	(235)			147.0%	
Underwood Community Centre :- Income	2,528	16,575	12,500	(4,075)			132.6%	0
4380 Metered Water Charge	0	321	400	79		79	80.3%	
4385 Electricity	68	633	600	(33)		(33)	105.6%	
4390 Gas	213	781	600	(181)		(181)	130.2%	
4405 Miscellaneous Services	0	289	200	(89)		(89)	149.7%	
4415 Repairs & Maint. Buildings	117	1,898	2,500	604		604	75.8%	
4425 Electrical Repairs	0	390	750	360		360	51.9%	
4430 Fire Fighting Equipment	0	67	500	443		443	11.4%	
4435 Equipment Purchase	0	0	200	200		200	0.0%	
4436 Legionella	0	100	300	200		200	33.3%	
4445 Internal Decoration	0	0	400	400		400	0.0%	
4470 Wages	647	7,131	9,000	1,869		1,869	79.2%	
4471 Tax/NI/pension Contribution	82	1,348	1,600	252		252	84.3%	
4480 Clothing & Uniforms	0	50	150	100		100	33.4%	
4485 NNDR	0	287	400	113		113	71.8%	
4505 Cleaning Materials	12	299	300	1		1	99.6%	
4520 Refuse Collection	0	812	900	88		88	90.2%	
4525 Telephones	9	548	550	2		2	99.7%	
4540 Vandalism Repairs	0	0	250	250		250	0.0%	
4570 Fire Alarm	0	0	100	100		100	0.0%	
4580 Equipment Maintenance	0	0	100	100		100	0.0%	
Underwood Community Centre :- Indirect Expenditure	1,149	14,953	19,800	4,847	0	4,847	75.5%	0
Net Income over Expenditure	1,379	1,622	(7,300)	(8,922)				
Grand Totals:- Income	15,678	74,853	55,150	(19,503)			135.9%	
Expenditure	35,279	102,854	100,415	(2,439)	0	(2,439)	102.4%	
Net Income over Expenditure	(19,601)	(27,901)	(45,265)	(17,964)				
plus Transfer from EMR	27,901	27,901						
Movement to/(from) Gen Reserve	8,300	0						

QUESTION 6

23/04/2021

Selston Parish Village Hall Charity

14:04

Balance Sheet as at 31st March 2021

31st March 2020

31st March 2021

31st March 2020		31st March 2021	
Current Assets			
626	Debtors	649	
73,378	Current Bank Account	117,328	
<u>74,004</u>		<u>117,977</u>	
<u>74,004</u>	Total Assets	<u>117,977</u>	
Represented By			
0	General Reserves	55,832	
12,099	EMR - Parish Hall	240	
39,980	EMR Underwood Community Centre	39,980	
14,030	EMR Jackedale CC Capital Reser	14,030	
7,895	EMR Pavilion Capital Reserve	7,895	
<u>74,004</u>		<u>117,977</u>	

The above statement represents fairly the financial position of the authority as at 31st March 2021 and reflects its Income and Expenditure during the year.

Signed :
Chairman

Date : _____

Signed :
Responsible
Financial
Officer



Date : 23.4.21

Selston Parish Village Halls Charity**Income and Expenditure Account for Year Ended 31st March 2021**

31st March 2020		31st March 2021
	Operating Income	
4,042	Outdoor Recreation	2,166
38,032	Parish Hall	36,484
16,303	Jackdale Community Centre	28,092
16,575	Underwood Community Centre	33,777
<u>74,953</u>	Total Income	<u>100,519</u>
	Running Costs	
0		100
0	Admin	3,088
5,591	Outdoor Recreation	17,982
66,737	Parish Hall	17,358
15,572	Jackdale Community Centre	6,788
14,953	Underwood Community Centre	9,232
<u>102,854</u>	Total Expenditure	<u>56,548</u>
	General Fund Analysis	
0	Opening Balance	0
74,953	Plus : Income for Year	100,519
<u>74,953</u>		<u>100,519</u>
102,854	Less : Expenditure for Year	56,548
<u>(27,901)</u>		<u>43,973</u>
(27,901)	Transfers TO / FROM Reserves	(11,859)
<u>0</u>	Closing Balance	<u>56,832</u>

Detailed Income & Expenditure by Budget Heading 31/03/2021

Month No: 12

Cost Centre Report

	Actual Last Year	Actual Year To Date	Current Annual Bud	Variance Annual Total	Committed Expenditure	Funds Available	% Spent	Transfer to/from EMR
101 Admin								
4030 Insurance	0	3,088	0	(3,088)		(3,088)	0.0%	
Admin :- Indirect Expenditure	<u>0</u>	<u>3,088</u>	<u>0</u>	<u>(3,088)</u>	<u>0</u>	<u>(3,088)</u>		<u>0</u>
Net Expenditure	<u>0</u>	<u>(3,088)</u>	<u>0</u>	<u>3,088</u>				
120 Outdoor Recreation								
1100 Donations Received	0	0	0	0			0.0%	
1150 Donations Received	698	0	0	0			0.0%	
1200 Fees & Charges	3,344	2,166	3,700	1,535			58.6%	
Outdoor Recreation :- Income	<u>4,042</u>	<u>2,166</u>	<u>3,700</u>	<u>1,535</u>			<u>58.5%</u>	<u>0</u>
4380 Metered Water Charge	1,397	2,447	1,800	(647)		(647)	136.0%	
4385 Electricity	1,157	710	1,000	290		290	71.0%	
4380 Gas	1,742	1,610	1,800	(10)		(10)	100.6%	
4395 Pavillion Cleaning/Décor.	0	0	100	100		100	0.0%	
4405 Miscellaneous Services	322	0	0	0		0	0.0%	
4416 Repairs & Maint. Buildings	50	12,569	0	(12,569)		(12,569)	0.0%	11,859
4420 External Decorations	0	0	500	500		500	0.0%	
4425 Electrical Repairs	0	0	400	400		400	0.0%	
4430 Fire Fighting Equipment	30	98	300	202		202	32.6%	
4435 Equipment Purchase	372	0	400	400		400	0.0%	
4436 Legionella	522	518	700	182		182	74.0%	
4445 Internal Decoration	0	0	150	150		150	0.0%	
4505 Cleaning Materials	0	31	0	(31)		(31)	0.0%	
Outdoor Recreation :- Indirect Expenditure	<u>5,591</u>	<u>17,982</u>	<u>6,950</u>	<u>(11,032)</u>	<u>0</u>	<u>(11,032)</u>	<u>258.7%</u>	<u>11,859</u>
Net Income over Expenditure	<u>(1,549)</u>	<u>(15,617)</u>	<u>(3,250)</u>	<u>12,567</u>				
6000 plus Transfer from EMR	0	11,859						
Movement to/(from) Gen Reserve	<u>(1,549)</u>	<u>(3,958)</u>						
130 Parish Hall								
1100 Donations Received	0	3,117	0	(3,117)			0.0%	
1150 Donations Received	4,491	25,892	0	(25,892)			0.0%	
1210 Rents Received	26,673	3,543	26,000	22,457			13.6%	
1400 Feed in Tariff	628	332	1,000	668			33.2%	
1401 RHI	5,938	2,324	5,000	2,676			46.5%	
1900 Miscellaneous Income	102	1,276	0	(1,276)			0.0%	
Parish Hall :- Income	<u>38,032</u>	<u>36,484</u>	<u>32,000</u>	<u>(4,484)</u>			<u>114.0%</u>	<u>0</u>
4380 Metered Water Charge	1,280	822	900	78		78	91.4%	

Detailed Income & Expenditure by Budget Heading 31/03/2021

Month No: 12

Cost Centre Report

	Actual Last Year	Actual Year To Date	Current Annual Bud	Variance Annual Total	Committed Expenditure	Funds Available	% Spent	Transfer to/from EMR
4385 Electricity	2,432	1,265	2,000	735		735	63.3%	
4390 Gas	0	127	0	(127)		(127)	0.0%	
4405 Miscellaneous Services	0	60	0	(60)		(60)	0.0%	
4415 Repairs & Maint. Buildings	34,412	941	0	(941)		(941)	0.0%	
4420 External Decorations	0	0	500	500		500	0.0%	
4425 Electrical Repairs	160	0	800	800		800	0.0%	
4430 Fire Fighting Equipment	89	219	500	281		281	43.8%	
4435 Equipment Purchase	389	0	700	700		700	0.0%	
4436 Legionella	190	102	305	203		203	33.4%	
4445 Internal Decoration	25	0	500	500		500	0.0%	
4470 Wages	16,542	5,337	24,440	19,103		19,103	21.8%	
4471 Tax/NI/pension Contribution	1,417	1,822	6,209	4,388		4,388	29.3%	
4475 Casual Car user	0	0	50	50		50	0.0%	
4480 Clothing & Uniforms	134	0	100	100		100	0.0%	
4485 NNDR	893	181	950	769		769	19.1%	
4500 Fuel	7,214	4,917	6,000	1,083		1,083	81.9%	
4505 Cleaning Materials	332	308	500	182		182	61.6%	
4520 Refuse Collection	1,058	1,073	1,200	127		127	69.4%	
4525 Telephones	117	130	250	120		120	52.1%	
4530 Printing & Stationery	75	0	0	0		0	0.0%	
4540 Vandalism Repairs	0	0	250	250		250	0.0%	
4570 Fire Alarm	0	54	200	146		146	27.0%	
4580 Equipment Maintenance	0	0	500	500		500	0.0%	
Parish Hall :- Indirect Expenditure	66,737	17,358	46,864	29,496	0	29,496	37.0%	0
Net Income over Expenditure	(28,705)	19,126	(14,864)	(33,980)				
0000 plus Transfer from EMR	27,901	0						
Movement to/(from) Gen Reserve	(804)	19,126						
201 Jacksdale Community Centre								
1100 Donations Received	0	1,007	0	(1,007)			0.0%	
1160 Donations Received	6,368	25,130	0	(25,130)			0.0%	
1210 Rents Received	9,763	1,519	8,000	6,482			19.0%	
1400 Feed In Tariff	172	437	250	(187)			174.7%	
Jacksdale Community Centre :- Income	16,303	28,092	6,250	(19,842)			340.5%	0
4380 Metered Water Charge	431	333	400	67		67	83.2%	
4385 Electricity	567	412	550	138		138	74.9%	
4390 Gas	850	621	850	229		229	73.0%	
4405 Miscellaneous Services	0	83	100	18		18	82.5%	
4410 Music License	0	1,183	0	(1,183)		(1,183)	0.0%	

Detailed Income & Expenditure by Budget Heading 31/03/2021

Month No: 12

Cost Centre Report

	Actual Last Year	Actual Year To Date	Current Annual Bud	Variance Annual Total	Committed Expenditure	Funds Available	% Spent	Transfer to/from EMR
4416 Repairs & Maint. Buildings	1,693	68	0	(69)		(68)	0.0%	
4426 Electrical Repairs	155	20	500	481		481	3.9%	
4430 Fire Fighting Equipment	41	182	500	318		318	36.3%	
4435 Equipment Purchase	17	0	300	300		300	0.0%	
4438 Legionella	90	230	450	220		220	51.1%	
4445 Internal Decoration	34	0	250	250		250	0.0%	
4470 Wages	8,463	3,252	10,400	7,148		7,148	31.3%	
4471 Tax/NI/pension Contribution	1,624	1,228	2,325	1,097		1,097	52.8%	
4480 Clothing & Uniforms	0	0	100	100		100	0.0%	
4485 NNDR	488	85	500	415		415	17.1%	
4505 Cleaning Materials	311	339	350	11		11	96.9%	
4520 Refuse Collection	383	352	500	148		148	70.5%	
4525 Telephones	414	345	500	155		155	69.1%	
4540 Vandalism Repairs	0	0	500	500		500	0.0%	
4570 Fire Alarm	60	54	150	96		96	38.0%	
4580 Equipment Maintenance	0	0	100	100		100	0.0%	
Jacksdale Community Centre :- Indirect Expenditure	15,572	8,786	19,325	10,539	0	10,539	48.5%	0
Net Income over Expenditure	731	19,306	(11,075)	(30,381)				
301 Underwood Community Centre								
1100 Donations Received	0	2,578	0	(2,578)			0.0%	
1150 Donations Received	1,892	24,524	0	(24,524)			0.0%	
1210 Rents Received	13,948	8,041	13,000	6,969			46.5%	
1400 Feed In Tariff	735	633	500	(133)			126.6%	
Underwood Community Centre :- Income	16,575	33,777	13,500	(20,277)			250.2%	0
4380 Metered Water Charge	321	414	400	(14)		(14)	103.6%	
4385 Electricity	633	480	600	140		140	76.7%	
4390 Gas	781	755	600	(155)		(155)	125.8%	
4405 Miscellaneous Services	299	72	200	128		128	36.0%	
4411 Musto License	0	335	0	(335)		(335)	0.0%	
4415 Repairs & Maint. Buildings	1,896	1	0	(1)		(1)	0.0%	
4425 Electrical Repairs	390	0	500	500		500	0.0%	
4430 Fire Fighting Equipment	57	190	400	210		210	47.6%	
4435 Equipment Purchase	0	0	200	200		200	0.0%	
4438 Legionella	100	48	300	252		252	16.0%	
4445 Internal Decoration	0	0	400	400		400	0.0%	
4470 Wages	7,131	3,990	10,400	6,410		6,410	38.4%	
4471 Tax/NI/pension Contribution	1,348	1,384	2,325	941		941	59.5%	
4480 Clothing & Uniforms	50	0	100	100		100	0.0%	

Detailed Income & Expenditure by Budget Heading 31/03/2021

Month No: 12

Cost Centre Report

	Actual Last Year	Actual Year To Date	Current Annual Bud	Variance Annual Total	Committed Expenditure	Funds Available	% Spent	Transfer to/from EMR
4486 NNDR	287	60	350	290		290	17.1%	
4506 Cleaning Materials	299	294	300	6		6	97.8%	
4520 Refuse Collection	812	759	900	141		141	84.3%	
4526 Telephones	548	417	550	133		133	75.8%	
4540 Vandalism Repairs	0	0	250	250		250	0.0%	
4570 Fire Alarm	0	54	100	46		46	54.0%	
4580 Equipment Maintenance	0	0	100	100		100	0.0%	
Underwood Community Centre :- Indirect Expenditure	<u>14,953</u>	<u>9,232</u>	<u>18,975</u>	<u>9,743</u>	<u>0</u>	<u>9,743</u>	<u>48.7%</u>	<u>0</u>
Net Income over Expenditure	<u>1,622</u>	<u>24,545</u>	<u>(6,475)</u>	<u>(30,020)</u>				
Grand Totals:- Income	74,953	100,519	57,450	(43,069)			175.0%	
Expenditure	102,854	56,446	92,104	35,658	0	35,658	61.3%	
Net Income over Expenditure	(27,901)	44,073	(34,654)	(78,727)				
plus Transfer from EMR	27,901	11,859						
Movement to/(from) Gen Reserve	0	55,931						



Section A

Independent Examiner's Report

**Report to the trustees/
members of**

Charity Name
Selston Parish Village Halls Charity

**On accounts for the year
ended**

31st March 2021

**Charity no
(if any)**

1177497

Set out on pages

1-5

(remember to include the page numbers of additional sheets)

I report to the trustees on my examination of the accounts of the above charity ("the Trust") for the year ended 31/03/2020.

**Responsibilities and
basis of report**

As the charity's trustees, you are responsible for the preparation of the accounts in accordance with the requirements of the Charities Act 2011 ("the Act").

I report in respect of my examination of the Trust's accounts carried out under section 145 of the 2011 Act and in carrying out my examination, I have followed all the applicable Directions given by the Charity Commission under section 145(5)(b) of the Act.

**Independent
examiner's statement**

I have completed my examination. I confirm that no material matters have come to my attention in connection with the examination which gives me cause to believe that in, any material respect:

- the accounting records were not kept in accordance with section 130 of the Charities Act; or
- the accounts did not accord with the accounting records; or
- the accounts did not comply with the applicable requirements concerning the form and content of accounts set out in the Charities (Accounts and Reports) Regulations 2008 other than any requirement that the accounts give a 'true and fair' view which is not a matter considered as part of an independent examination.

I have no concerns and have come across no other matters in connection with the examination to which attention should be drawn in this report in order to enable a proper understanding of the accounts to be reached.

Signed:

Date:

02/12/2021

Name:

Mr Jamie Watson

**Relevant professional
qualification(s) or body
(if any):**

ACCA

Address:

Pells

1 Derby Road, Eastwood, Nottingham. NG16 3PA

Only complete if the examiner needs to highlight material matters of concern (see CC32, Independent examination of charity accounts: directions and guidance for examiners).

Give here brief details of any items that the examiner wishes to disclose.