

The names of the Directors at the time the report was approved are
Jo Robinson, Nick Beattie, Roy Welsby, Jon Morris, Val Rapson and Carmel Deakon.

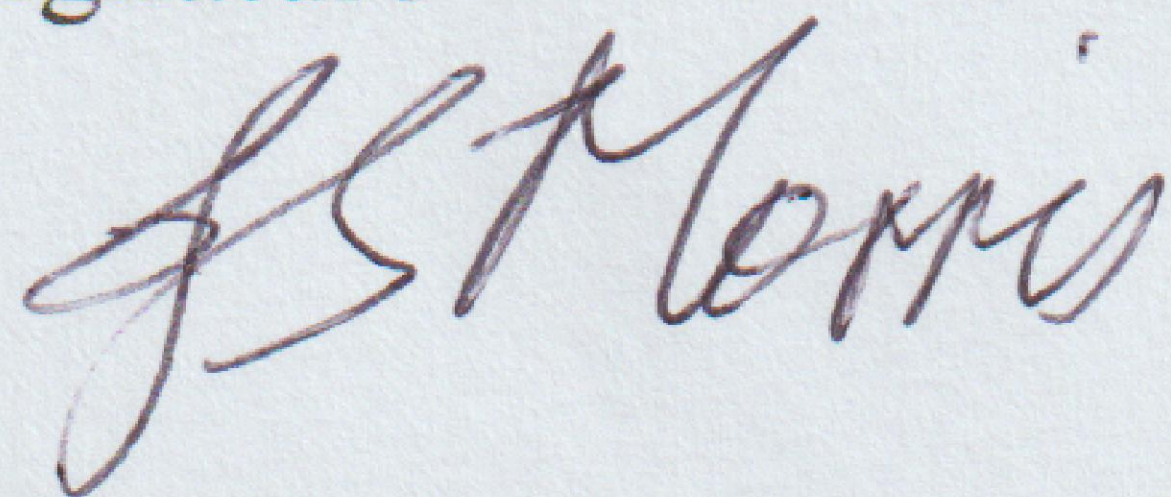
No Trustees hold title to property belonging to the charity, and no fund are held as a custodian trustee on behalf of others.

The Charity uses no other names and its principal address is
26 Ulverley Crescent,
Solihull.
B92 8BJ

Declarations
the trustees declare that they have approved the trustee's report above

Signed on behalf of the Charity's trustees

Signature

A handwritten signature in dark ink, appearing to read 'J Morris', written over a light blue horizontal line.

Full Name

Jonathan Morris

Position

Secretary

Date

30/1/24

OLTON AND DISTRICT U3A GROUP

**REPORT OF THE AUDITOR TO THE MEMBERS OF THE OLTON
AND DISTRICT U3A ON THE INCOME AND EXPENDITURE
ACCOUNT FOR THE YEAR TO 31 MARCH 2023**

I have examined the attached Income and Expenditure Account
and Balance Sheet for the year ended 31 March 2023.

I am satisfied that the records support the figures and they are
fairly described in the accounts. The surplus for the year is £478.49
and the accumulated surplus for all years is now £8722.39

The funds are held in the name of the Olton and District U3A.

Auditor



L Moore
21 Brookfield way
Olton

Date 31/7/23

OLTON AND DISTRICT U3A GROUP

TREASURER'S REPORT FOR THE YEAR ENDED 31 MARCH 2023

Core

The accounts for the year ended 31 March 2023 show that our core expenditure (ie that not related to interest groups) exceeded our core income by £876 and this brought our core reserves down to £4,995. This was in line with expectations. When the committee set the membership fee for that year, the aim was to bring our reserves down to about £5,000.

We now want to maintain that level of core reserves and the membership fee for the current year has been set accordingly.

Key items of income and expenditure are explained below:

- Membership subscriptions totalled £3,808, being 272 members @ £14 (2021/22 262 @ £12).
- Donations received of £205 were used to pay for the memorial tree at St Francis open space (included in miscellaneous).
- Payments made to u3a National Office for capitation, the magazine and Beacon totalled £1,955 (2021/23 £1,519), which is over half of the membership subscriptions received.
- The marked increases in room hire, speakers and teas reflect both an increase in core meeting events and price increases from our suppliers.

Interest groups

Interest group income at £41,771 (2021/22 £9,862) and expenditure at £40,416 (2021/22 £11,804) illustrate the huge increase in group activities as we returned to normal after the pandemic.

There was a surplus of income over expenditure of £478 (2021/22 £2,640 deficit) but this is, of course, merely a matter of timing as to when funds were received and paid. As at 31 March 2023, group funds in hand amounted to £3,727 (2022 £2,373).

Roy Welsby

Treasurer
Olton and District u3a
30 August 2023

OLTON AND DISTRICT U3A GROUP

ACCOUNTS FOR THE YEAR ENDED 31 MARCH 2023

INCOME AND EXPENDITURE ACCOUNTS FOR THE YEAR ENDED 31 MARCH 2023

		2022/23	2021/22
CORE			
INCOME			
	MEMBERS SUBSCRIPTIONS	3,808.00	3,144.00
	VISITORS FEES	54.00	18.00
	DONATIONS	204.50	0.00
	MISCELLANEOUS INCOME	0.00	22.40
	TOTAL INCOME	4,066.50	3,184.40
CORE			
EXPENDITURE			
	CAPITATION FEES	1,028.00	784.00
	REFUNDS	0.00	12.00
	COMMITTEE EXPENSES	0.00	530.90
	DONATIONS	20.00	0.00
	MISCELLANEOUS	801.78	490.96
	ROOM HIRE	1,227.45	636.40
	POST, STATIONERY AND TELEPHONE	229.64	165.49
	SPEAKERS	517.10	450.00
	TEAS	190.95	77.63
	U3A NEWS DIRECT MAIL	671.31	507.78
	BEACON	256.00	227.00
	TOTAL EXPENDITURE	4,942.23	3,882.16
CORE (DEFICIT)/SURPLUS INCOME OVER EXPENDITURE		<u>(875.73)</u>	<u>(697.76)</u>
INTEREST			
GROUPS			
	GROUP INCOME	41,770.65	9,862.30
	GROUP EXPENSES	40,416.43	11,804.31
INTEREST GROUPS (DEFICIT)/SURPLUS INCOME OVER EXPENDITURE		<u>1,354.22</u>	<u>(1,942.01)</u>
TOTAL (DEFICIT)/SURPLUS INCOME OVER EXPENDITURE		<u>478.49</u>	<u>(2,639.77)</u>

OLTON AND DISTRICT U3A GROUP

ACCOUNTS FOR THE YEAR ENDED 31 MARCH 2023

BALANCE SHEET AS AT 31 MARCH 2023

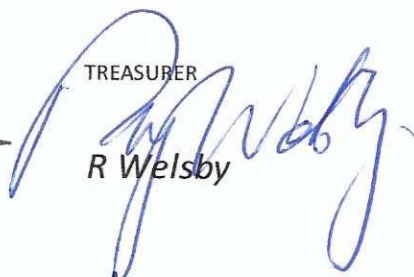
	2022/23	2021/22
CASH AT BANK	12,520.77	10,536.55
PLUS UNCREDITED LODGEMENTS	450.00	84.00
LESS UNPRESENTED CHEQUES	<u>(1,818.38)</u>	<u>(174.65)</u>
CASH IN HAND	11,152.39	10,445.90
	0.00	0.00
	<u>11,152.39</u>	<u>10,445.90</u>
LESS PREPAID MEMBERSHIP FEES	(2,430.00)	(1,890.00)
LESS PREPAID TRIPS INCOME		(312.00)
NET ASSETS OVER LIABILITIES	<u><u>8,722.39</u></u>	<u><u>8,243.90</u></u>
REPRESENTED BY		
CORE SURPLUS BROUGHT FORWARD	5,871.17	6,568.93
CORE (DEFICIT)/SURPLUS FOR THE YEAR	<u>(875.73)</u>	<u>(697.76)</u>
CORE SURPLUS CARRIED FORWARD	4,995.44	5,871.17
INTEREST GROUPS SURPLUS BROUGHT FORWARD	2,372.73	4,314.74
INTEREST GROUPS (DEFICIT)/SURPLUS FOR THE YEAR	<u>1,354.22</u>	<u>(1,942.01)</u>
INTEREST GROUPS SURPLUS CARRIED FORWARD	3,726.95	2,372.73
	<u><u>8,722.39</u></u>	<u><u>8,243.90</u></u>

SIGNED

CHAIRPERSON


J Robinson

TREASURER


R Welsby

DATE

30th October 2023

OLTON AND DISTRICT U3A

INCOME AND EXPENDITURE ACCOUNTS FOR THE YEAR ENDED 31 MARCH 2023

INTEREST GROUPS

	b/fwd	Income	Expenses	Transfers	c/fwd
BOOK CLUB	0.50	420.00	(420.00)		0.50
BRIDGE	2.50	42.00	(30.00)	(14.50)	0.00
CAKE AND CULTURE	1.00				1.00
COOKERY CLUB	60.50	181.00	(45.34)		196.16
CRAFT AND CHAT	132.17	333.00	(299.30)		165.87
FRENCH	9.00				9.00
GARDENING	291.42	5,002.30	(4,375.40)		918.32
LINE DANCING	603.38	1,700.00	(1,911.75)		391.63
LOCAL HISTORY	85.68	2,590.00	(2,391.00)		284.68
MEET AND EAT	64.25				64.25
PHOTOGRAPHY	10.50				10.50
QUIZZING	50.18	510.00	(546.33)		13.85
SCRABBLE	80.08	108.55	(149.50)	14.50	53.63
SWIMMING	7.00				7.00
TAI CHI	312.67	3,289.80	(3,235.00)		367.47
THEATRE AND CINEMA	14.00	1,818.00	(1,838.00)		(6.00)
TRIPS	822.80	24,531.00	(24,209.00)		1,144.80
UKULELE	128.80	822.00	(875.81)		74.99
WALKING	8.30	111.00	(90.00)		29.30
	2,684.73	41,458.65	(40,416.43)		3,726.95
Trips b/fwd	(312.00)	312.00			
	2,372.73	41,770.65	(40,416.43)	0.00	3,726.95

OLTON AND DISTRICT U3A GROUP


**REPORT OF THE AUDITOR TO THE MEMBERS OF THE OLTON
AND DISTRICT U3A ON THE INCOME AND EXPENDITURE
ACCOUNT FOR THE YEAR TO 31 MARCH 2023**

I have examined the attached Income and Expenditure Account
and Balance Sheet for the year ended 31 March 2023.

I am satisfied that the records support the figures and they are
fairly described in the accounts. The surplus for the year is £478.49
and the accumulated surplus for all years is now £8722.39

The funds are held in the name of the Olton and District U3A.

Auditor



L Moore
21 Brookfield way
Olton

Date 31/7/23

OLTON AND DISTRICT U3A GROUP

TREASURER'S REPORT FOR THE YEAR ENDED 31 MARCH 2023

Core

The accounts for the year ended 31 March 2023 show that our core expenditure (ie that not related to interest groups) exceeded our core income by £876 and this brought our core reserves down to £4,995. This was in line with expectations. When the committee set the membership fee for that year, the aim was to bring our reserves down to about £5,000.

We now want to maintain that level of core reserves and the membership fee for the current year has been set accordingly.

Key items of income and expenditure are explained below:

- Membership subscriptions totalled £3,808, being 272 members @ £14 (2021/22 262 @ £12).
- Donations received of £205 were used to pay for the memorial tree at St Francis open space (included in miscellaneous).
- Payments made to u3a National Office for capitation, the magazine and Beacon totalled £1,955 (2021/23 £1,519), which is over half of the membership subscriptions received.
- The marked increases in room hire, speakers and teas reflect both an increase in core meeting events and price increases from our suppliers.

Interest groups

Interest group income at £41,771 (2021/22 £9,862) and expenditure at £40,416 (2021/22 £11,804) illustrate the huge increase in group activities as we returned to normal after the pandemic.

There was a surplus of income over expenditure of £478 (2021/22 £2,640 deficit) but this is, of course, merely a matter of timing as to when funds were received and paid. As at 31 March 2023, group funds in hand amounted to £3,727 (2022 £2,373).

Roy Welsby

Treasurer
Olton and District u3a
30 August 2023

OLTON AND DISTRICT U3A GROUP

ACCOUNTS FOR THE YEAR ENDED 31 MARCH 2023

INCOME AND EXPENDITURE ACCOUNTS FOR THE YEAR ENDED 31 MARCH 2023

		2022/23	2021/22
CORE			
INCOME			
	MEMBERS SUBSCRIPTIONS	3,808.00	3,144.00
	VISITORS FEES	54.00	18.00
	DONATIONS	204.50	0.00
	MISCELLANEOUS INCOME	0.00	22.40
	TOTAL INCOME	4,066.50	3,184.40
CORE			
EXPENDITURE			
	CAPITATION FEES	1,028.00	784.00
	REFUNDS	0.00	12.00
	COMMITTEE EXPENSES	0.00	530.90
	DONATIONS	20.00	0.00
	MISCELLANEOUS	801.78	490.96
	ROOM HIRE	1,227.45	636.40
	POST, STATIONERY AND TELEPHONE	229.64	165.49
	SPEAKERS	517.10	450.00
	TEAS	190.95	77.63
	U3A NEWS DIRECT MAIL	671.31	507.78
	BEACON	256.00	227.00
	TOTAL EXPENDITURE	4,942.23	3,882.16
CORE (DEFICIT)/SURPLUS INCOME OVER EXPENDITURE		<u>(875.73)</u>	<u>(697.76)</u>
INTEREST			
GROUPS			
	GROUP INCOME	41,770.65	9,862.30
	GROUP EXPENSES	40,416.43	11,804.31
INTEREST GROUPS (DEFICIT)/SURPLUS INCOME OVER EXPENDITURE		<u>1,354.22</u>	<u>(1,942.01)</u>
TOTAL (DEFICIT)/SURPLUS INCOME OVER EXPENDITURE		<u>478.49</u>	<u>(2,639.77)</u>

OLTON AND DISTRICT U3A GROUP

ACCOUNTS FOR THE YEAR ENDED 31 MARCH 2023

BALANCE SHEET AS AT 31 MARCH 2023

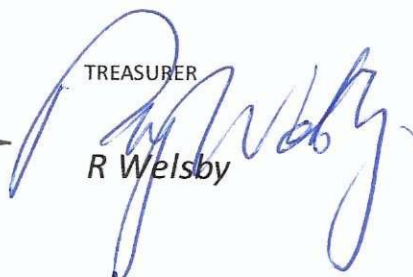
	2022/23	2021/22
CASH AT BANK	12,520.77	10,536.55
PLUS UNCREDITED LODGEMENTS	450.00	84.00
LESS UNPRESENTED CHEQUES	<u>(1,818.38)</u>	<u>(174.65)</u>
CASH IN HAND	11,152.39	10,445.90
	0.00	0.00
	<u>11,152.39</u>	<u>10,445.90</u>
LESS PREPAID MEMBERSHIP FEES	(2,430.00)	(1,890.00)
LESS PREPAID TRIPS INCOME		(312.00)
NET ASSETS OVER LIABILITIES	<u><u>8,722.39</u></u>	<u><u>8,243.90</u></u>
REPRESENTED BY		
CORE SURPLUS BROUGHT FORWARD	5,871.17	6,568.93
CORE (DEFICIT)/SURPLUS FOR THE YEAR	<u>(875.73)</u>	<u>(697.76)</u>
CORE SURPLUS CARRIED FORWARD	4,995.44	5,871.17
INTEREST GROUPS SURPLUS BROUGHT FORWARD	2,372.73	4,314.74
INTEREST GROUPS (DEFICIT)/SURPLUS FOR THE YEAR	<u>1,354.22</u>	<u>(1,942.01)</u>
INTEREST GROUPS SURPLUS CARRIED FORWARD	3,726.95	2,372.73
	<u><u>8,722.39</u></u>	<u><u>8,243.90</u></u>

SIGNED

CHAIRPERSON


J Robinson

TREASURER


R Welsby

DATE

30th October 2023

OLTON AND DISTRICT U3A

INCOME AND EXPENDITURE ACCOUNTS FOR THE YEAR ENDED 31 MARCH 2023

INTEREST GROUPS

	b/fwd	Income	Expenses	Transfers	c/fwd
BOOK CLUB	0.50	420.00	(420.00)		0.50
BRIDGE	2.50	42.00	(30.00)	(14.50)	0.00
CAKE AND CULTURE	1.00				1.00
COOKERY CLUB	60.50	181.00	(45.34)		196.16
CRAFT AND CHAT	132.17	333.00	(299.30)		165.87
FRENCH	9.00				9.00
GARDENING	291.42	5,002.30	(4,375.40)		918.32
LINE DANCING	603.38	1,700.00	(1,911.75)		391.63
LOCAL HISTORY	85.68	2,590.00	(2,391.00)		284.68
MEET AND EAT	64.25				64.25
PHOTOGRAPHY	10.50				10.50
QUIZZING	50.18	510.00	(546.33)		13.85
SCRABBLE	80.08	108.55	(149.50)	14.50	53.63
SWIMMING	7.00				7.00
TAI CHI	312.67	3,289.80	(3,235.00)		367.47
THEATRE AND CINEMA	14.00	1,818.00	(1,838.00)		(6.00)
TRIPS	822.80	24,531.00	(24,209.00)		1,144.80
UKULELE	128.80	822.00	(875.81)		74.99
WALKING	8.30	111.00	(90.00)		29.30
	2,684.73	41,458.65	(40,416.43)		3,726.95
Trips b/fwd	(312.00)	312.00			
	2,372.73	41,770.65	(40,416.43)	0.00	3,726.95