



Annual Return 2023/2024

The Sharewater Foundation (CIO), is a UK registered charity, registered with the Charity Commission, with registration/charity no. 1176367 and following aims & activities: Improvement of water supplies, sanitation and advice on related health matters through the implementation of water projects, through the installation of water pumps, hand pumps, and any other water intervention as well as through education at site of the local communities. Sharewater Foundation has its head office located in the United Kingdom, at the address: Flat A, 465 Garratt Lane, Earlsfield, London, SW184SL, United Kingdom. Sharewater Foundation is managed by its trustees and trustees are recruited by general interest of individuals who bring skills, knowledge and value to support the foundation's purpose.

General Objectives

Improvement of water supplies, sanitation and advice on related health matters and to educate the public concerning the nature, causes and effects of such poverty and suffering benefits the public tremendously by saving individuals from water related diseases with more than 844 million without access to clean and safe water worldwide. Our organisation's purpose benefits the public by ensuring that people have adequate access to water and sanitation, a human right according to UN Resolution 64/292. In addition, our organisation's purpose supports achieving Goal 6 of the UN Sustainable Development Goals: 'Ensure access to water and sanitation for all'.

Analysis of the Situation

Globally, 844 million people lack access to a basic water service and consequently spend more than 30 minutes on water collection per round trip between source and their premises. Close to two-thirds of them are in sub-Saharan Africa and most live in rural areas (WHO/UNICEF, 2017). In Kenya it is estimated that 1 in 2 people living

in rural areas lack access to basic water services and further, a third of the rural population in Kenya relies on surface water for drinking water needs with serious implications on health, collection time and therefore productivity (WHO/UNICEF, 2017). Among other factors, lack of services and high non-functionality of rural water supplies stand to erode gains made in terms of increasing rural water access. Studies in sub-Saharan Africa have shown that roughly a third of all water points are not working at any given time (Harvey & Reed, 2004). A recently completed water mapping/audit in Kitui County further echoes this, with 61% of all water sources mapped found to be functional while the remainder 39% were partly or not functioning at all (Kitui county water audit, 2017) . Breakdown of infrastructure components remains a major contributor of non-functionality in addition to other causes such as design defects, poor quality of installations and source inadequacy. With women and girls responsible for water collection in 80% of the households where water is collected off the premise, improving functionality, optimising performance of installed infrastructure and increasing service coverage would have far-reaching implications on the lives of women and children.

Goals for the Calendar Year 2023/24

- Further Management of the current project (Ikathama water project) guaranteeing continued access to clean and safe water

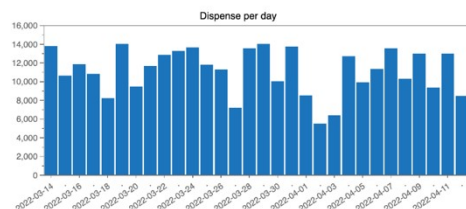
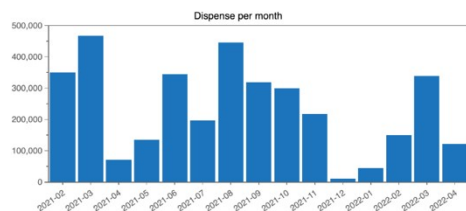
Achievements & Challenges for Year 2023/24

- The focus was laid out on the maintenance and management of the Ikathama water project with limited downtime and continued access to clean safe and drinking water.
- The project has delivered more than 12.3 million litres clean and safe drinking water to the community by end of January 2024

Progress 2021/22

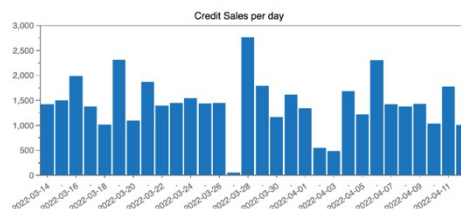
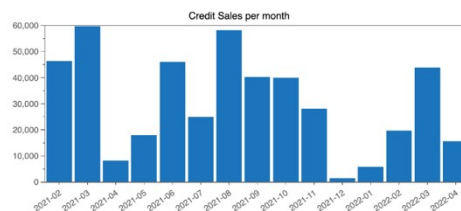
8,045,868 L

Total liters dispensed



1,067,256 KES

Total revenue



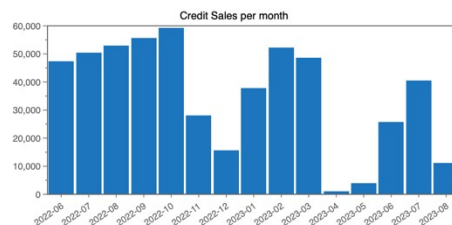
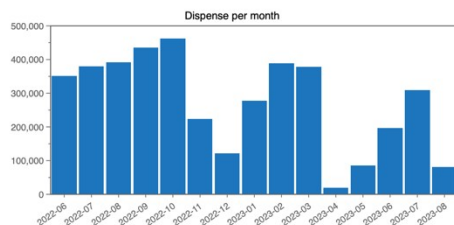
Progress 2022/23

12,558,970 L

Total liters dispensed

1,648,087 KES

Total revenue



Progress 2023/24



Service provider: FundiFix

Project (region): Ikathima

Community (area): Masyungwa-Kasaini

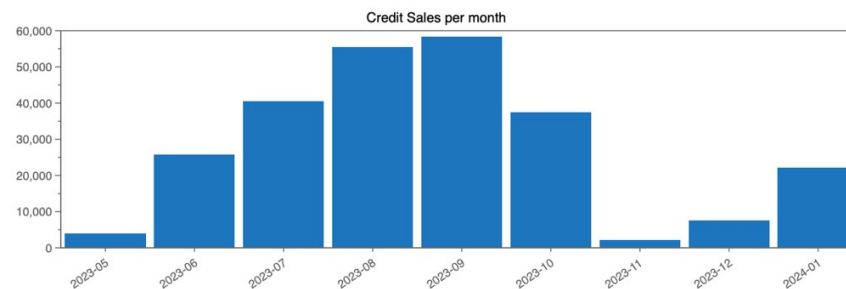
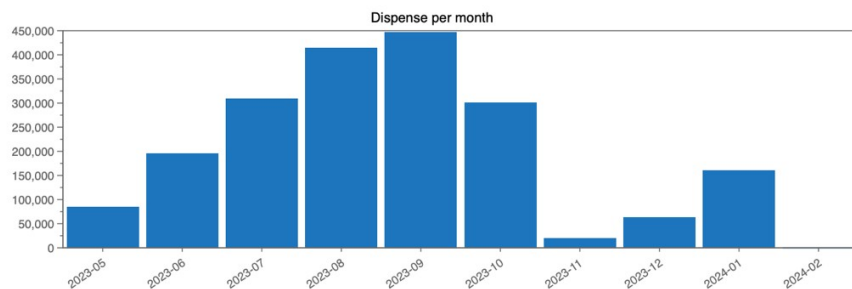
Hub: Ikathima Kiosk (325)

12,389,723 L

Total liters dispensed

1,603,906 KES

Total revenue



Progress 2018 - 2023 (August 4th, 2023)

Service provider	Project	Community	Hub	Year	Count	Sum L	Average L	Sum paid
FundiFix	Ikathima	Masyungwa-Kasaini	Ikathima Kiosk (325)	2018	22321	481521.07	21.57	72998.74
				2019	102729	2096826.26	20.41	274569.17
				2020	94496	1757086.19	18.59	230227.76
				2021	168594	3028998.76	17.97	399190.58
				2022	166506	3461947.56	20.79	457109.93
				2023	80087	1738989.72	21.71	220818.09