

**ST GEORGE & ST PAUL, TIVERTON**  
**ANNUAL REPORT AND FINANCIAL STATEMENTS**  
**YEAR ENDED 31<sup>ST</sup> DECEMBER 2021**

**CONTENTS**

|       |                                    |
|-------|------------------------------------|
| 1-4   | REPORT OF THE PCC                  |
| 5.    | REPORT OF THE INDEPENDENT EXAMINER |
| 6.    | STATEMENT OF FINANCIAL ACTIVITIES  |
| 7.    | BALANCE SHEET                      |
| 8-9   | ACCOUNTING POLICIES                |
| 10-12 | NOTES TO THE ACCOUNTS              |

# **The Report and Accounts of the Parochial Church Council of The Parish of Tiverton St George & St Paul for the year ended 31st December 2021.**

## **Administrative Information**

The Parish of Tiverton Saint George and Saint Paul comprises St George's Church which is situated in Fore Street, Tiverton and St Paul's Church which is situated in Church Street, Tiverton.

The correspondence address is: The Parish Office, Church Street, Tiverton EX16 5HU

The Parochial Church Council (PCC) is a body corporate (PCC Powers Measure 1956, Church Representation Rules 2006)

Charity registration number: 1175137

## **Aims and purposes:**

The PCC has the responsibility of co-operating with the incumbent, the Reverend Andrew Humm, in promoting in the ecclesiastical parish of Tiverton St George and St Paul, the whole mission of the Church, pastoral, evangelistic, social and ecumenical. The PCC is responsible for the financial management of the parish buildings; the care and maintenance of the fabric of both churches and the care and maintenance of the churchyard at St Paul's. St George's graveyard is closed and is the responsibility of the local authority, Mid Devon District Council.

## **Objectives and activities:**

The PCC is committed to providing facilities for worship, prayer, fellowship and pastoral support for those in the parish and in the wider community of Tiverton.

In planning our activities, the PCC has regard to the Charity Commission guidance on public benefit and specifically the guidance for charities whose objective is the advancement of religion. We aim to enable and encourage people in our community and beyond to come to faith and to grow in faith through worship, discipleship and prayer, developing knowledge and trust in Jesus, provision of pastoral care within the parish together with mission and outreach work in the wider community.

## **Achievements and performance:**

The activities of the Parish during 2021 are fully reviewed in the Annual Reports prepared for the Annual Parochial Church Meeting (APCM). For practical reasons there have been no regular services within the St George's Church venue since October 2014, although the building has been used for the occasional wedding or funeral. The church is still licensed as a place of worship. The Extension has been used for some one-off meetings, including Defibrillator Training, following the installation of a defibrillator at St Paul's. In the latter part of 2021, it was possible to re-open The Living Room. Charge used the extension to meet and The Brownies and Cub Scouts resumed their meetings. The Big Kitchen has met on several occasions since September; welcoming guests referred from CHAT to cook and eat together. The Church building continues to be used by CHAT and Re-rooted as a place to both store food and as a distribution hub; this work has been particularly important during the pandemic as needs have risen.



PCC meetings have been held regularly (generally bi-monthly) when all administrative matters were dealt with and future plans discussed. Some of these were held over Zoom due to Covid-19 pandemic. The Revd Andrew Humm continued as the vicar of the parish and Revd Justin Montague as curate. In September 2021, Debbie Martin was appointed as Children and Family's Minister.

During 2021 following the government pandemic guidelines, we continued limited Sunday service in St Paul's Church building with restricted numbers in attendance and social distancing clearly observed. These services were also streamed online and made available for an unlimited period of time afterwards. In August we were able to resume an open-door policy, still following guidance, and by September were back to the normal two services at 9.00am and 10.45am. The creche was re-opened in church and children's and youth groups resumed.

#### **Financial review:**

We are pleased to report that, despite continuing disruption from the Covid-19 pandemic, the year covered by this report has been an encouraging one financially, with our Common Fund contribution paid in full. The PCC are grateful for all those who have continued to give sacrificially, both financially and in the use of their time and talents, enabling God's work in the fellowship and community to continue, albeit at times in different way.

Prior to the pandemic the majority of church members had already signed up to the Parish Giving Scheme (PGS) which has given us a regular stream of income. Income from church building lettings began to recover and we have received pandemic related grants from Mid Devon District Council.

As a church we do not generally hold specific fund-raising events but are confident that our regular giving through PGS, along with other donations from the congregation, will enable us to meet our ongoing costs. To that end the PCC have approved an aspirational budget for the current year, which includes flexibility to allow for the continuing uncertainty, whilst being reassured about the financial stability of the parish.

Going Concern: The pandemic has impacted the income for 2021. However, the PCC has reviewed budgets and forecasts for income and expenditure for 2022 along with available reserves and is reassured about the financial stability of the parish.

In this review comparative figures for 2020 are shown in brackets.

#### **Income**

Total receipts on the unrestricted General Fund were £220,454 (£197,905) and expenditure was £199,412 (£180,790), producing a surplus of £21,042 (£17,115), before fund transfers of £1,500.

One-off grants of £34,862 (£20,000) were received from Mid Devon District Council in respect of COVID-19 support. If these extraordinary grant items are excluded, overall income increased by 3.9%, of which regular/planned giving increased by 1.7%.

The General Fund balance brought forward from 2020 was £47,335 and with the addition of the 2021 surplus the total fund balance is £66,877.



Restricted fund income includes:

- Brewin Trust grants of £22,052 (£19,708) towards parish administration and youth work.
- A donation of £10,000 towards IT equipment and upgrades to aid live streaming of church services and other activities.

### **Expenditure**

General Fund expenditure was £199,412 (£180,790), an increase of 10.3%.

The Common Fund assessment for the parish was £108,536 (£108,055), which has been paid in full and the support given to our mission partners increased to 10% (7.5%) of voluntary income producing £16,555 (£11,875) in donations.

A Children & Families Minister was appointed in September 2021 plus temporary additional administration support hours, all at a cost of £6,725.

We were able to restart a number of community outreach projects as well as youth and children's work at a cost of £4,584.

Additional costs include building maintenance and repairs of £5,415. Expenditure on equipment includes additional software and other equipment at a cost of £8,465, funded by donations, to facilitate live streaming of services, postage to members of the congregation with no internet access etc. Equipment expenditure also includes the purchase of a commercial dishwasher and a defibrillator pack.

Grants totalling £2,708 were made from the COVID-19 hardship fund.

A transfer of £1,500 was made to the minibus replacement fund.

### **Reserves policy - General Fund:**

The PCC policy is to achieve a General Fund balance representing about three months operating costs to cover unforeseen eventualities that may arise from time to time. This represents a target balance of £23,540. The potential need for other reserved funds such as fabric, equipment and improvement are kept under review and will be formalised as appropriate.

### **Structure, governance and management**

The method of appointment of PCC members is set out in the Church Representation Rules. The membership of the PCC consists of the vicar, curate, churchwardens and members elected by those persons of the fellowship who are on the electoral roll of the Parish. All those who attend Church are encouraged to register on the Electoral Roll and stand for election to the PCC. The PCC members are responsible for making decisions on all matters of general concern and importance to the Parish including deciding how the funds of the PCC are spent.

The full PCC met seven times during the year. Due to the pandemic there were unfortunately no PCC Members social events.

The Standing Committee met between full meetings of the PCC and has the power to transact some urgent business of the PCC between meetings where necessary. Its members are currently the Vicar, Churchwardens, Secretary and 3 PCC members. Other planning groups



report to the PCC during the year and their annual reports are contained in the Annual Review prepared for the Annual Parochial Church Meeting (APCM) on 7th April 2022.

**The members of the PCC during the year were:**

**Ex-Officio Member:**

Revd Andrew Humm (Chairman)  
Revd Justin Montague (Assistant Curate)

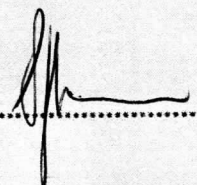
Janet Norris (stood down 22/04/21)  
Peter Day (stood down 22/04/2021)  
Caroline Bright (Churchwarden – w.e.f. 22/04/21)  
Sheila Hannallah (Churchwarden)

**Elected Members:**

Nick Baker (stood down 22/04/21)  
Ruth Shaw  
Stuart Chamberlain  
Julie Hingston  
Amelia Carling (stood down 22/04/21)  
Wendy Boundy (stood down 22/04/21)  
Elizabeth Harrison  
Janice Donnachie  
Terry Norris  
Jonny Hardy  
Jill Partridge  
Hazel Turner  
Joshua Lines  
Bob Syers (Deanery Synod Rep)

**Co-opted Member**

Debbie Westlake (w.e.f. 24/05/21)

Approved by: .....

Date: 6<sup>th</sup> APRIL 2022

## **Independent Examiner's Report to the trustees of St George & St Paul Tiverton**

I report to the trustees on my examination of the accounts of St George & St Paul for the year ended 31<sup>st</sup> December 2021, which are set out on pages 6 to 12.

### **Respective responsibilities of the Trustees and Examiner**

As the charity's trustees, you are responsible for the preparation of the accounts in accordance with the requirements of the Charities Act 2011 ("the Act").


I report in respect of my examination of the accounts of St George & St Paul carried out under section 145 of the 2011 Act and in carrying out my examination, I have followed all the applicable directions given by the Charity Commission under section 145(5)(b) of the Act.

### **Basis of Independent Examiner's Report**

I have completed my examination. I confirm that no material matters have come to my attention in connection with the examination which gives me cause to believe that in, any material respect:

- the accounting records were not kept in accordance with section 130 of the Charities Act; or
- the accounts did not accord with the accounting records; or
- the accounts did not comply with the applicable requirements concerning the form and content of accounts set out in the Charities (Accounts and Reports) Regulations 2008 other than any requirement that the accounts give a 'true and fair' view which is not a matter considered as part of an independent examination.

I have no concerns and have come across no other matters in connection with the examination to which attention should be drawn in this report in order to enable a proper understanding of the accounts to be reached.



Paul Steele FCA  
Chartered Accountant  
18 Newport Street  
Tiverton  
Devon EX16 6NL

14 April 2022



**ST GEORGE & ST PAUL TIVERTON**  
**STATEMENT OF FINANCIAL ACTIVITIES**  
**YEAR ENDED 31 DECEMBER 2021**


|                                      | <b>Notes</b> | <b>Unrestricted funds</b><br><b>General</b><br><b>( Note 2)</b><br><b>£</b> | <b>Designated</b><br><b>(Note 3)</b> | <b>Restricted</b><br><b>Funds</b><br><b>( Note 3)</b><br><b>£</b> | <b>Endowment</b><br><b>Funds</b><br><b>( Note 3)</b><br><b>£</b> | <b>Total</b><br><b>£</b> | <b>2020</b><br><b>Total</b><br><b>£</b> |
|--------------------------------------|--------------|---|--------------------------------------|---|--|--------------------------|---|
| <b>Income and endowments</b>         |              |   |                                      |   |  |                          |   |
| Donations and legacies               |              | 202,977   |                                      | 34,283  |  | 237,260                  | 220,062                                 |
| Other trading activities             |              | 7,260   |                                      |   |  | 7,260                    | 4,959                                   |
| Investment Income                    |              | 10,217  | 18                                   | 746   |  | 10,981                   | 10,257                                  |
| <b>Total Income</b>                  |              | <b>220,454</b>  | <b>18</b>                            | <b>35,029</b>   |  | <b>255,501</b>           | <b>235,278</b>                          |
| <b>Expenditure</b>                   |              |   |                                      |   |  |                          |   |
| Church activities:                   |              |   |                                      |   |  |                          |   |
| Staff Costs                          |              | 24,231  |                                      | 23,269  |  | 47,500                   | 37,542                                  |
| Common Fund                          |              | 108,536   |                                      |   |  | 108,536                  | 108,055                                 |
| Establishment Expenses               |              | 28,782  |                                      | 360   |  | 29,142                   | 33,666                                  |
| Improvement and major repairs        |              |   |                                      |   |  |                          |   |
| Ministry Expenses                    |              | 10,972  | 794                                  | 8,565   |  | 20,331                   | 19,621                                  |
| Office and Miscellaneous             |              | 10,086  |                                      | 584   |  | 10,670                   | 5,490                                   |
| Donations and mission giving         |              | 16,805  |                                      | 2,708   |  | 19,513                   | 12,076                                  |
| <b>Total Expenditure</b>             |              | <b>199,412</b>  | <b>794</b>                           | <b>35,486</b>   |  | <b>235,692</b>           | <b>216,450</b>                          |
| <b>Net Income before</b>             |              |   |                                      |   |  |                          |   |
| <b>Investment gains</b>              |              | 21,042  | (776)                                | (457)   |  | 19,809                   | 18,828                                  |
| <b>Investment gains/(losses)</b>     |              |   |                                      |   | 3,319  | 3,319                    | 1,390                                   |
| <b>Net Income</b>                    |              | 21,042  | (776)                                | (457)   | 3,319  | 23,128                   | 20,218                                  |
| <b>Transfers between funds</b>       | 3            | (1,500)   | 1,500                                |   |  |                          |   |
| <b>Net movement in funds</b>         |              | 19,542  | 724                                  | (457)   | 3,319  | 23,128                   | 20,218                                  |
| <b>Fund Balances Brought Forward</b> |              | 47,335  | 60,483                               | 38,444  | 24,249   | 170,511                  | 150,293                                 |
| <b>Fund Balances Carried Forward</b> |              | 66,877  | 61,207                               | 37,987  | 27,568   | 193,639                  | 170,511                                 |

## ST GEORGE &amp; ST PAUL TIVERTON

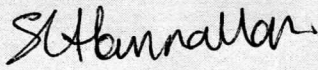
## BALANCE SHEET

31 DECEMBER 2021

|   | Notes | 2021           |                | 2020           |                |
|---|-------|----------------|----------------|----------------|----------------|
|   |       | £              | £              | £              | £              |
| <b>FIXED ASSETS</b>                                   |       |                |                |                |                |
| Investments   | 4     |                | 27,568         |                | 24,249         |
| <b>CURRENT ASSETS</b>                                 |       |                |                |                |                |
| Debtors and Prepayments                               | 5     | 4,227          |                | 3,128          |                |
| Cash at Bank and in hand                              |       | <u>188,242</u> |                | <u>163,549</u> |                |
|   |       | 192,469        |                | 166,677        |                |
| <b>CREDITORS: amounts falling due within one year</b> |       |                |                |                |                |
|   | 6     | 26,398         |                | 20,415         |                |
|   |       | <u>26,398</u>  |                | <u>20,415</u>  |                |
| <b>NET CURRENT ASSETS</b>                             |       |                | <u>166,071</u> |                | <u>146,262</u> |
| <b>NET ASSETS</b>                                     |       |                | <u>193,639</u> |                | <u>170,511</u> |
| <b>FUNDS</b>  |       |                |                |                |                |
|   | 9     |                |                |                |                |
| Unrestricted :  |       |                |                |                |                |
| General Fund  | 2,3   | 66,877         |                | 47,335         |                |
| Designated Funds                                      | 3     | <u>61,207</u>  |                | <u>60,483</u>  |                |
|   |       |                | 128,084        |                | 107,818        |
| Restricted :  | 3     | 37,987         |                | 38,444         |                |
| Endowment:  | 3     | <u>27,568</u>  |                | <u>24,249</u>  |                |
|   |       |                | <u>65,555</u>  |                | <u>62,693</u>  |
|   |       |                | <u>193,639</u> |                | <u>170,511</u> |

Approved by the PCC on 6<sup>th</sup> April 2022 and signed by:


Reverend Andrew Humm  
Chair



Sheila Hannallah  
Churchwarden



**ST GEORGE & ST PAUL TIVERTON**  
**NOTES TO THE ACCOUNTS**  
**YEAR ENDED 31<sup>ST</sup> DECEMBER 2021**

**1. ACCOUNTING POLICIES**

Basis of Preparation of the Accounts

The PCC is a public benefit entity within the meaning of FRS 102. The financial statements have been prepared in accordance with the Church Accounting Regulations 2006 and with the Statement of Recommended Practice on Accounting and Reporting by Charities preparing their accounts in accordance with the Financial reporting Standard applicable in the UK and Republic of Ireland (FRS 102) issued on 16 July 2014.

Funds

*Endowment funds* are restricted funds that must be retained as trust capital either permanently or subject to a discretionary power to spend capital as income, and where the use of any income derived from the capital may be restricted.

*Restricted funds* are income funds representing donations or grants received for a specific object or invited by the PCC for a specific object. The funds may only be expended on the specific object for which they are given. The PCC does not usually invest separately for each fund. Where there is no separate investment, interest is apportioned to individual funds on an average balance basis.

*Designated funds* are unrestricted income funds that have been designated for future projects by the PCC. These funds remain unrestricted and may be moved to other funds if so decided.

*Unrestricted funds* are general income funds which can be used for PCC ordinary purposes.

Income

**Voluntary Income**

Planned giving, collections and donations are recognised when received by or on behalf of the PCC.

Income tax recoverable on gift aid donations is recognised when the income to which they relate is recognised.

Grants and legacies to the PCC are accounted for as soon as the PCC is notified of its legal entitlement and the amount due.

**Other Ordinary Income**

Rental income from the letting of Church premises is recognised when the rental is due.

**Income from Investments**

Interest is accounted for when receivable. Tax recoverable on such income is recognised in the same accounting year.

**Volunteer help**

The value of any voluntary help received is not included in the accounts but is described in the trustees' annual report.

**ST GEORGE & ST PAUL TIVERTON**  
**NOTES TO THE ACCOUNTS**  
**YEAR ENDED 31<sup>ST</sup> DECEMBER 2021**

**1. ACCOUNTING POLICIES (CONTINUED)**

Expenditure and liabilities

Grants and donations are accounted for when paid over, or when awarded, if that award creates a binding obligation on the PCC. All other expenditure is recognised when it is incurred and is accounted for gross.

Creditors are measured at settlement amounts less any trade discounts

Fixed Assets

Consecrated and benefice property is excluded from the accounts by Section 92(2)(a) of the Charities Act 1993.

No value is placed on movable Church furnishings held by the Church Wardens on special trust for the PCC and which require a faculty for disposal since the PCC considers this to be inalienable property.

All expenditure incurred during the year on consecrated or benefice buildings and movable Church furnishings, whether maintenance or improvement, is written off as expenditure in the Statement of Financial Activities and separately disclosed.

Fixed assets bought by the PCC for Church use and charged to reserves in the year of expenditure include the following:-

Sound equipment installed in the Church.

I T equipment in the Church and office

Cameras, audio and visual equipment to enable live streaming of church services

Moveable furnishings in the Church and extension.

Debtors

Debtors are recognised at the settlement amount after any trade discounts

Investments

Investments quoted on a recognised stock exchange are valued at market value at the year end. Other investment assets are included at the PCC's best estimate of market value.



## ST GEORGE &amp; ST PAUL TIVERTON

YEAR ENDED 31 DECEMBER 2021

## NOTE 2. ANALYSIS OF UNRESTRICTED GENERAL FUND

|  | 2021    |         | 2020    |         |
|--|---------|---------|---------|---------|
|  | £       | £       | £       | £       |
| <b>INCOME</b>                              |         |         |         |         |
| <b>Voluntary income</b>                    |         |         |         |         |
| Church Collections                         | 6,085   |         | 5,391   |         |
| Gift aid donations and Free Will Offerings | 140,726 |         | 141,047 |         |
| Grants                                     | 34,862  |         | 20,881  |         |
| Other donations                            | 13,818  |         | 8,766   |         |
| Income Tax recoverable                     | 7,486   |         | 6,604   |         |
|  |         | 202,977 |         | 182,689 |
| <b>Income from Church activities</b>       |         |         |         |         |
| Church Rooms                               | 1,312   |         | 922     |         |
| St George's extension letting              | 1,548   |         | 1,303   |         |
| Letting of churches                        | 270     |         | 179     |         |
| Fees                                       | 3,284   |         | 2,371   |         |
| Minibus                                    |         |         | 160     |         |
| Miscellaneous                              | 846     |         | 24      |         |
|  |         | 7,260   |         | 4,959   |
| <b>Income from investments</b>             |         |         |         |         |
| Interest                                   | 17      |         | 57      |         |
| Income from let property                   | 10,200  | 10,217  | 10,200  | 10,257  |
| <b>TOTAL INCOME</b>                        |         | 220,454 |         | 197,905 |
| <b>EXPENDITURE</b>                         |         |         |         |         |
| <b>Staff Costs</b>                         |         |         |         |         |
| Salaries                                   | 22,920  |         | 16,594  |         |
| Vicar and Curate's Expenses                | 1,311   |         | 1,240   |         |
|  | 24,231  |         | 17,834  |         |
| <b>Common Fund</b>                         | 108,536 |         | 108,055 |         |
| <b>Establishment Expenses</b>              |         |         |         |         |
| Cleaning and gardening                     | 2,819   |         | 3,571   |         |
| Heat, Light and Water                      | 5,690   |         | 3,793   |         |
| Insurance                                  | 6,566   |         | 6,340   |         |
| Minor Repairs and Renewals                 | 6,207   |         | 2,719   |         |
| Church Rooms expenses                      | 3,834   |         | 4,441   |         |
| Church Extension expenses                  | 2,787   |         | 2,803   |         |
| Church flats upkeep                        | 879     |         | 2,376   |         |
|  | 28,782  |         | 26,043  |         |
| <b>Ministry Expenses</b>                   |         |         |         |         |
| Worship Materials                          | 719     |         | 907     |         |
| Outreach Expenses                          | 4,584   |         | 1,801   |         |
| Equipment repairs and maintenance          | 1,219   |         | 4,052   |         |
| Courses, training and subscriptions        | 4,450   |         | 4,532   |         |
|  | 10,972  |         | 11,292  |         |
| <b>Office and Miscellaneous</b>            |         |         |         |         |
| Postage, stationery, telephone             | 2,372   |         | 2,079   |         |
| Equipment repairs and maintenance          | 4,670   |         | 1,174   |         |
| Minibus expenses                           |         |         | 949     |         |
| Miscellaneous                              | 2,023   |         | 313     |         |
| Governance- Examiners fee                  | 1,021   |         | 975     |         |
|  | 10,086  |         | 5,490   |         |
| <b>Donations to missions</b>               | 16,805  |         | 12,076  |         |
| <b>TOTAL EXPENDITURE</b>                   |         | 199,412 |         | 180,790 |
| <b>SURPLUS/DEFICIT FOR THE YEAR</b>        |         | 21,042  |         | 17,115  |

**ST GEORGE & ST PAUL TIVERTON**  
**NOTES TO THE ACCOUNTS**  
**YEAR ENDED 31 DECEMBER 2021**

| <b>3. MOVEMENTS IN FUNDS</b>      | <b>At 1<br/>January<br/>2021<br/>£</b> | <b>Incoming<br/>resources<br/>£</b> | <b>Outgoing<br/>resources<br/>£</b> | <b>Transfers<br/>£</b> | <b>At 31<br/>December<br/>2021<br/>£</b> |
|-----------------------------------|--|-------------------------------------|-------------------------------------|------------------------|--|
| <b>Unrestricted funds</b>         |  |                                     |                                     |                        |  |
| General fund (see note 2)         | 47,335                                 | 220,454                             | 199,412                             | (1,500)                | 66,877                                   |
| <b>Designated funds</b>           |  |                                     |                                     |                        |  |
| Funeral donations                 | 946                                    |                                     | 550                                 |                        | 396                                      |
| Fabric Fund                       | 23,323                                 | 8                                   |                                     |                        | 23,331                                   |
| Church enhancement                | 20,037                                 | 10                                  |                                     |                        | 20,047                                   |
| Church flats maintenance          | 10,000                                 |                                     |                                     |                        | 10,000                                   |
| Outreach and evangelism           | 3,035                                  |                                     |                                     |                        | 3,035                                    |
| Equipment fund                    | 3,142                                  |                                     | 244                                 | 1,500                  | 4,398                                    |
| Total designated funds            | 60,483                                 | 18                                  | 794                                 | 1,500                  | 61,207                                   |
| <b>Total unrestricted funds</b>   | <b>107,818</b>                         | <b>220,472</b>                      | <b>200,206</b>                      | <b>0</b>               | <b>128,084</b>                           |
| <b>Restricted funds</b>           |  |                                     |                                     |                        |  |
| Fabric Fund: St George's          | 12,338                                 | 4                                   |                                     |                        | 12,342                                   |
| Antioch Fund                      | 1,055                                  |                                     |                                     |                        | 1,055                                    |
| Alpha/Mission                     | 415                                    |                                     |                                     |                        | 415                                      |
| Equipment fund                    | 336                                    |                                     |                                     |                        | 336                                      |
| Staff salaries (The Brewin Trust) | 0                                      | 22,052                              | 22,052                              |                        | 0  |
| C F Drew Legacy income            | 8,817                                  | 742                                 | 1,217                               |                        | 8,342                                    |
| Hardship fund                     | 7,957                                  |                                     | 2,708                               |                        | 5,249                                    |
| Lunch on the Go                   | 0                                      | 100                                 | 100                                 |                        | 0  |
| St Paul's Bell Tower              | 0                                      | 2,131                               | 25                                  |                        | 2,106                                    |
| I T upgrade                       | 6,096                                  | 10,000                              | 9,024                               |                        | 7,072                                    |
| Brewin Centre                     | 1,430                                  |                                     | 360                                 |                        | 1,070                                    |
| <b>Total restricted funds</b>     | <b>38,444</b>                          | <b>35,029</b>                       | <b>35,486</b>                       | <b>0</b>               | <b>37,987</b>                            |
| <b>Endowment funds</b>            |  |                                     |                                     |                        |  |
| C F Drew Legacy                   | 24,249                                 | 3,319                               |                                     |                        | 27,568                                   |
| <b>Total funds</b>                | <b>170,511</b>                         | <b>258,820</b>                      | <b>235,692</b>                      | <b>0</b>               | <b>193,639</b>                           |

**The Brewin Trust.** This charity's objects are to further the work of the Church of England in the parish of St George and St Paul. The trustees are the vicar and wardens.

**C F Drew Legacy.** The income from this endowment fund is paid into a restricted income fund where it may be applied to any ecclesiastical or lay purpose to assist the vicar.

**Church enhancement.** This designated fund is derived from legacies received.

**Outreach and evangelism.** This fund derives from the closure of the charity known as The Catharine Muriel Penny Ministry Trust (Charity Commission 294686). The funds have been designated for use in outreach and evangelism.

**Antioch Fund.** This fund provides assistance for individuals and groups from the fellowship who are undertaking mission projects and are not otherwise fully financially supported.

**St Paul's Bell Tower.** Donations received to support the bellringing activity



**ST GEORGE & ST PAUL TIVERTON**  
**NOTES TO THE ACCOUNTS**  
**YEAR ENDED 31 DECEMBER 2021**

**4. INVESTMENTS**

8808.98 COIF Charities Ethical Investment Fund units:

|                             | £      |
|-----------------------------|--------|
| Opening value               | 24,249 |
| Increase in value           | 3,319  |
|                             | <hr/>  |
| Market value at end of year | 27,568 |

**5. DEBTORS**

|                        | <u>2021</u> | <u>2020</u> |
|------------------------|-------------|-------------|
|                        | £           | £           |
| Income tax recoverable | 2,164       | 1,358       |
| Other debtors          | 2,063       | 1,770       |
|                        | <hr/>       | <hr/>       |
|                        | 4,227       | 3,128       |

**6. CREDITORS**

| Goods and services | 4,473  | 1,728  |
|--------------------|--------|--------|
| Other creditors    | 3,954  | 1,729  |
| Accruals           | 17,971 | 16,958 |
|                    | <hr/>  | <hr/>  |
|                    | 26,398 | 20,415 |

**7. EMOLUMENTS OF EMPLOYEES**

During the year the PCC employed a part time administrative assistant, a youth worker and a cleaner. The gross amounts paid during the period were £44,971 (year to 31 December 2020: £36,032). No Employer's National Insurance was paid (year to 31 December 2020: nil). Defined contribution pension costs were £788 (year to 31 December 2020: £680).

**8. RELATED PARTY TRANSACTIONS**

Vicar's and curate's expenses amounting to £2,018 (year to 31 December 2020: £1,673) were reimbursed during the year.

No remuneration or reimbursements of expenses were made to other PCC members.

Voluntary income includes donations of £11,724 made by PCC members and connected parties.

**9. SUMMARY OF ASSETS BY FUND**

|                         | Unrestricted funds |            | Restricted funds | Endowment funds | Total   |
|-------------------------|--------------------|------------|------------------|-----------------|---------|
|                         | General            | Designated | funds            | funds           |         |
|                         | £                  | £          | £                | £               | £       |
| Investment fixed assets |                    |            |                  | 27,568          | 27,568  |
| Current assets          | 93,275             | 61,207     | 37,987           |                 | 192,469 |
| Current liabilities     | -26,398            |            |                  |                 | -26,398 |
|                         | <hr/>              | <hr/>      | <hr/>            | <hr/>           | <hr/>   |
|                         | 66,877             | 61,207     | 37,987           | 27,568          | 193,639 |