

# TABERNACLE MINISTRIES

England & Wales - Charity number 1174775

## Details

---

**Other names** TM

**Status** Registered

**Legal form** Other

**Registered** 2017-09-21

**Register** [View on the Charity Commission register](#)

## Contact

---

**Address** Clapham Villiage Hall  
118 Clapham High Street  
Bedford  
Bedfordshire  
MK41 6BS

**Phone** 07575 930907

**Email** [admin@tabernacle-ministries.co.uk](mailto:admin@tabernacle-ministries.co.uk)

**Website** [www.tabernacle-ministries.co.uk](http://www.tabernacle-ministries.co.uk)

## Activities

---

**Objects:** THE PURPOSE OF THE CHARITY IS TO ADVANCE THE CHRISTIAN FAITH IN THE AREA OF BENEFIT IN ACCORDANCE WITH THE PRINCIPLES AND PRACTICES OF THE PARTICIPATING CHURCHES. IN ACHIEVING ITS PURPOSE THE CHARITY WILL ENGAGE IN A RANGE OF ACTIVITIES, EITHER ON ITS OWN OR WITH OTHERS, INCLUDING BUT (BUT NOT RESTRICTED TO)A) THE CELEBRATION OF PUBLIC WORSHIP B) THE TEACHING OF THE CHRISTIAN FAITH, C) MISSION AND EVANGELISM, D) PASTORAL WORK, INCLUDING VISITING THE SICK AND BEREAVED, E) THE PROVISION OF FACILITIES WITH A CHRISTIAN ETHOS FOR THE LOCAL COMMUNITY, INCLUDING (BUT NOT RESTRICTED TO) THE ELDERLY, THE YOUNG AND OTHER GROUPS WITH SPECIAL NEEDS, F) THE SUPPORT OF CHARITIES IN THE UK AND OVERSEAS.

**Activities:** Sunday Worship Services  
Sunday School for the 5 to 13 year old's  
Bible Study  
Wednesday after-school homework club  
Friday evening youth club for the 5 to 12's  
Friday evening youth club for the 13 upwards  
Hold Women's group on the 4th Sunday of every month  
Hold Men's group on the 4th Sunday of every month.  
Annual Women's Seminar  
Community Christmas event

## Classification

---

- **How:** Other Charitable Activities
- **What:** Religious Activities
- **Who:** Children/young People, Elderly/old People, People With Disabilities, People Of A Particular Ethnic Or Racial Origin, Other Charities Or Voluntary Bodies, The General Public/mankind

## Geography

---

- Throughout England

## Finances

---

| Period end | Income  | Expenditure | Assets | Employees |
|------------|---------|-------------|--------|-----------|
| 2024-09-30 | £27,401 | £23,845     | -      | -         |
| 2023-09-30 | £26,989 | £28,741     | -      | -         |
| 2022-09-30 | £25,193 | £27,312     | -      | -         |
| 2021-09-30 | £25,354 | £27,982     | -      | -         |
| 2020-09-30 | £23,627 | £24,008     | -      | -         |

## Trustees

---

| Name            | Role | Appointed  |
|-----------------|------|------------|
| Aaron Hudson    |      | 2025-12-04 |
| JOYLETTE HUDSON |      | 2017-10-01 |
| O'Neil Howell   |      | 2025-12-04 |

**TABERNACLE MINISTRIES**

England & Wales - Charity number 1174775

---

# Accounts

---

**TABERNACLE MINISTRIES**

**TRUSTEES' REPORT AND INDEPENDENTLY EXAMINED ACCOUNTS**

**FOR THE YEAR ENDED 30TH SEPTEMBER 2024**

**TABERNACLE MINISTRIES**  
**LEGAL AND ADMINISTRATIVE INFORMATION**  
**FOR THE YEAR ENDED 30TH SEPTEMBER 2024**

|                             |   |
|-----------------------------|---|
| <b>TRUSTEES:</b>            | Mark Hudson<br>Joylette Hudson (Chair)<br>Neil Martin<br>Leahanna Watson              |
| <b>CHARITY NUMBER:</b>      | 1174775   |
| <b>PRINCIPAL ADDRESS:</b>   | Clapham High Street<br>118 Clapham High Street<br>Bedford<br>Bedfordshire<br>MK41 6BS |
| <b>INDEPENDENT EXAMINER</b> | PAB SERVICES  |
| <b>BANKERS:</b>             | Lloyds Bank PLC<br>95 George Street<br>Croydon<br>Chelmsford<br>CR9 2NS               |

**TABERNACLE MINISTRIES**

**CONTENTS OF THE FINANCIAL STATEMENTS  
FOR THE YEAR ENDED 30TH SEPTEMBER 2024**

|  | <b>Page</b>  |
|--|--------------|
| <b>Trustees' Report</b>                  | <b>3-7</b>   |
| <b>Independent Examiner's Report</b>     | <b>8</b>     |
| <b>Statement of Financial Activities</b> | <b>9</b>     |
| <b>Balance Sheet</b>                     | <b>10</b>    |
| <b>Notes to the Accounts</b>             | <b>11-16</b> |

**TABERNACLE MINISTRIES**  
**TRUSTEES' REPORT**  
**YEAR ENDED 30TH SEPTEMBER 2024**

The Trustees present their report and accounts for the year ended 30th September 2024.

The accounts have been prepared in accordance with the accounting policies set out in note 1 to the accounts and comply with the Church's Trust Deed, The Charities Act 2007 and the Statement of Recommended Practice, "Accounting and Reporting by Charities" issued in March 2005.

By the grace of God and the continuing help of our supporters we were able to meet many of our objectives for the year.

We reiterate our mandate as contained in the Trust document:

- a) the celebration of public worship
- b) the teaching of the Christian Faith
- c) mission and evangelism
- d) pastoral work, including visiting the sick and the bereaved
- e) the provision of facilities with a Christian ethos for the local community, including (but not restricted to) the elderly, the young and other groups with special needs; and
- f) the support of other charities' in the UK and Overseas

**Structure, Governance and Management**

The Church was registered as an independent Charity on 1<sup>st</sup> October 2017

The Members of the Trustees who served during the year were:-

|                 |   |   |
|-----------------|---|---|
| Mark Hudson     | - | Upto 15 <sup>th</sup> April 2024 (deceased)           |
| Joylette Hudson | - | Is now Senior Pastor and Chair of Trustees (Jan 2024) |
| Neil Martin     | - | Joined on 31 <sup>st</sup> July 2023                  |
| Leahanna Watson | - | Joined on 31 <sup>st</sup> July 2023                  |

Existing Trustees by resolution, appoints new Trustees at planned meetings. The Board of Trustees who make the financial and management decisions oversee the activities of the church. The spiritual and educational guidance of the congregation is delegated to the Pastor, Elders and Departmental Leaders who are appointed by the Pastor. (see governing document for more detail)

**Objectives.**

The Church's objectives are the advancement of Christian and other charitable purposes and in particular, to further education in the basic principles of Christian morality.

**TABERNACLE MINISTRIES**

**TRUSTEES' REPORT**

**YEAR ENDED 30TH SEPTEMBER 2024**

**Activities For The Year**

**Policies and Procedures**

We have policies in place covering DBS procedures, we engage an outside consultant to manage this on our behalf.

**Child Protection**

We take child protection and the vulnerable seriously, our voluntary workers who work with children have undergone Disclosure Barring Service (DBS) checks.

## **TABERNACLE MINISTRIES**

### **TRUSTEES' REPORT**

#### **YEAR ENDED 30TH SEPTEMBER 2024**

## **Annual Report 2023-2024**

### **Aim and purposes**

Tabernacle Ministries aims to promote the Good News of the Gospel of Christ which is the whole mission of the church, through pastoral support, evangelism, Biblical teaching and reaching out to children and young people, through our children and youth work via a community youth club. We aim to be a community where people can find acceptance, friendship and support.

### **Objective and Activities**

The ministry is committed to providing an environment where people can worship freely and to become a part of the Tabernacle community. Worship takes place through our main Sunday services and in-depth Bible Study programme on Wednesday evenings. We practise worship through prayer, music and Bible study of the Holy Scriptures.

Our activities enable people to live their lives of faith through their every day lives, and the ministry supports this through:

- Worship services, where we can express our worship through music, preaching and teaching.
- Bible Studies where we learn about what it means to be a Christian.
- Bible Studies where we learn about the power of the Holy Spirit and how He empowers and equips Christian's to walk in their purpose, living a life that is transformed and fulfilling.
- Pastoral support which includes counselling from a professionally qualified counsellor.
- Sunday School: teaching the next generation about the transforming love of God.
- Children's Club: providing a safe and enjoyable space to play and have fun.
- Youth Club: providing a safe space to explore hard questions in life and how to live the Christian live as a young person, with all the challenges that brings.
- Women's ministry: our women's ministry is about nurturing women and empowerment.
- Men's ministry: our men's ministry is about developing men to stand strong as men walking in Kingdom mentality and headship.

### **Achievements:**

This year saw the re-building in the aftermath of Covid-19, we have learnt to provide a safe and warm environment through our face-to-face ministry as well as maintaining our online presence for those who are unable, or uncertain about joining the live services. Our Sunday Worship services continued to be vibrant with people experiencing the love of God in a powerful way. People have been touched and broken lives given a sense of hope and restoration. There has been a great enthusiasm for Bible Study and people continue to visit the ministry, and enquiries about how to become a member.

The leadership continue to work creatively to ensure a safe community where people are able to have fellowship, hear sermons and engage with Biblical teaching. We are welcoming of all and continue to see people engaging with the ministry from the local community and around the world. Our Children and Youth Ministry has returned to face-to-face to ensure that our children and young people can engage and participate in age appropriate ways with learning about the love of God.

**Current services are arranged as follows:**

- First Sunday of the month is focused on the Lord's Supper.
- Third Sunday is our Children and Youth Service.
- Each Fourth Sunday afternoon we hold a session for the women and men to explore the Bible and topics of interest. We have a bring and share lunch together and it is time to develop relationships.
- Every last Saturday evening we have a monthly prayer meeting.

**TABERNACLE MINISTRIES**  
**TRUSTEES' REPORT**  
**YEAR ENDED 30TH SEPTEMBER 2024**

**Conclusion**

We, the Trustees of the Tabernacle Ministries Charity, according to the commission given to us in St. Matthew 28: 19-20, "Therefore, go and make disciples of all nations baptising them in the name of the father and the Son and of the Holy Spirit, teaching them to obey everything that I have commanded you"

We would like to take this opportunity to thank all our supporters for your contributions and help throughout the past year without you we could not have achieved all we did.

On behalf of the Board of Trustees: -



.....  
Pastor Joylette Hudson  
Chair/Deputy Chair

Dated: ..26.10.6.. | 2025

**TABERNACLE MINISTRIES**

**INDEPENDENT EXAMINER'S REPORT**

**TO THE TRUSTEES OF TABERNACLE MINISTRIES**

We report on the Accounts of the Charity for the year ended 30th September 2024 which are set out on Page 8 to 15.

**Respective Responsibilities of Trustees and Examiner**

The Charity's Trustees are responsible for the preparation of the Accounts. The Charity's Trustees consider that an audit is not required for this year under Section 144 of The Charities Act 2011 (The Charities Act) and that an Independent Examination is needed.

It is our responsibility to:

- examine the accounts under Section 145 of the Charities Act,
- to follow the procedures laid down in the general Directions given by the Charity Commission (under Section 145(5)(b) of the Charities Act, and
- to state whether particular matters have come to our attention.

**Basis of Independent Examiner's Statement**

Our examination was carried out in accordance with general Directions given by The Charity Commission. An examination includes a review of the accounting records kept by the Charity and a comparison of the Accounts presented with those records. It also includes consideration of any unusual items or disclosures in the Accounts, and seeking explanations from the Trustees concerning any such matters. The procedures undertaken do not provide all the evidence that would be required in an audit, and consequently no opinion is given as to whether the Accounts present a "true and fair" view and the report is limited to those matters set out in the statement below.

**Independent Examiner's Statement**

In connection with our examination, there were some matters which has come to our attention this has been dealt with via a letter to trustees, other than the letter to trustees there are no other matters: -

1. which gives us reasonable cause to believe that, in any material respect, the requirements: -  
to keep accounting record in accordance with Section 130 of the Charities Act;  
to prepare accounts which accord with the accounting records and comply with the accounting requirements of the Charities Act have not been met; or
2. to which, in our opinion, attention should be drawn in order to enable a proper understanding of the accounts to be reached.

**PAB Services  
c/o 39 Fleet Street  
Aylesbury  
Bucks  
HP20 2PA**

Dated: 27/06/2025

Peter Bruce



**TABERNACLE MINISTRIES**

**STATEMENT OF FINANCIAL ACTIVITIES**  
**FOR THE YEAR ENDED 30 SEPTEMBER 2024**


|   | <u>Notes</u> | <u>Unrestricted<br/>Funds</u> | <u>Restricted<br/>Funds</u> | <u>Total<br/>2024</u> | <u>Total<br/>2023</u> |
|---|--------------|-------------------------------|-----------------------------|-----------------------|-----------------------|
|   |              | £                             | £                           | £                     | £                     |
| <b><u>Incoming resources from generated funds</u></b> |              |                               |                             |                       |                       |
| Donations and legacies                                | 2            | 27,365                        | -                           | 27,365                | 24,523                |
| Rental, investment and other income                   | 3            | -                             | -                           | -                     | -                     |
|   |              | <u>27,365</u>                 | <u>-</u>                    | <u>27,365</u>         | <u>24,523</u>         |
| Incoming resources from charitable activities         | 4            | 36                            | -                           | 36                    | 2,466                 |
| <b>Total incoming resources</b>                       |              | <u><u>27,401</u></u>          | <u><u>-</u></u>             | <u><u>27,401</u></u>  | <u><u>26,989</u></u>  |
| <b><u>Resources expended</u></b>                      |              |                               |                             |                       |                       |
|   | 5            |                               |                             |                       |                       |
| <b>Charitable activities</b>                          |              |                               |                             |                       |                       |
| Church activities                                     |              | 23,245                        | -                           | 23,245                | 28,141                |
| Premises related cost                                 |              | -                             | -                           | -                     | -                     |
| <b>Total charitable expenditure</b>                   |              | <u>23,245</u>                 | <u>-</u>                    | <u>23,245</u>         | <u>28,141</u>         |
| Governance costs                                      |              | 600                           | -                           | 600                   | 600                   |
| <b>Total resources expended</b>                       |              | <u><u>23,845</u></u>          | <u><u>-</u></u>             | <u><u>23,845</u></u>  | <u><u>28,741</u></u>  |
| <b>Net surplus/loss for the year</b>                  |              |                               |                             |                       |                       |
| <b>Net movement in funds</b>                          |              | 3,556                         | -                           | 3,556                 | (1,752)               |
| Fund balances at 30 September 2023                    |              | 1,725                         | -                           | 1,725                 | 3,477                 |
| Fund balances at 30 September 2024                    | 16           | 5,281                         | -                           | 5,281                 | 1,725                 |
| Adjustment Re Balance Sheet                           |              | -                             | -                           | -                     | -                     |
| <b>Fund balances at 30 September 2024 Final</b>       |              | <u><u>5,281</u></u>           | <u><u>-</u></u>             | <u><u>5,281</u></u>   | <u><u>1,725</u></u>   |


**TABERNACLE MINISTRIES**

**BALANCE SHEET**  
**AS AT 30 SEPTEMBER 2024**

|   | <u>Notes</u> | <u>2024</u>  |              | <u>2023</u>    |              |
|---|--------------|--------------|--------------|----------------|--------------|
|   |              | £            | £            | £              | £            |
| <b>Fixed assets</b>   |              |              |              |                |              |
| Tangible assets   | 11           |              | -            |                | -            |
| <b>Current assets</b>                                       |              |              |              |                |              |
| Debtors   | 12           | 2,231        |              | 2,231          |              |
| Investments   | 13           |              |              | -              |              |
| Cash at Bank and in Hand                                    | 13           | 3,650        |              | 694            |              |
|   |              | <u>5,881</u> |              | <u>2,925</u>   |              |
| <b>Creditors: amounts falling due within One year</b>       | 14           | <u>(600)</u> |              | <u>(1,200)</u> |              |
| <b>Net current assets</b>                                   |              |              | 5,281        |                | 1,725        |
| <b>Total assets less current liabilities</b>                |              |              | <u>5,281</u> |                | <u>1,725</u> |
| <b>Creditors: amounts falling due in more than One year</b> | 15           |              |              |                |              |
| <b>Net assets</b>   |              |              | <u>5,281</u> |                | <u>1,725</u> |
| <b>Income funds</b>   |              |              |              |                |              |
| Reserves B/F funds  |              |              | 1,725        |                | 3,477        |
| Unrestricted funds Movement                                 |              |              | 3,556        |                | (1,752)      |
|   | 17           |              | <u>5,281</u> |                | <u>1,725</u> |

Approved by the Trustees on .....

  
..... Chairman  
Joylette Hudson

  
..... Trustee  
Neil Martin

**TABERNACLE MINISTRIES**  
**NOTES TO THE ACCOUNTS**  
**FOR THE YEAR ENDED 30 SEPTEMBER 2024**

**1. Accounting Policies**

**1.1 Basis of preparation**

The accounts have been prepared under the historical cost convention.

The accounts have been prepared in accordance with applicable accounting standards, the Statement of Recommended Practice, "Accounting and Reporting by Charities", issued in March 2005 and The Charities Act 2011.

**1.2 Incoming resources**

Income including that gifted under the Gift Aid Scheme is taken into account when received by the Charity or notified to us by Inland Revenue. Income received in circumstances where a claim for repayment of tax has been or will be made to the Inland Revenue is shown net with tax recoverable shown separately. Any amounts of tax reclaimed and notified but not yet received from H M Revenue & Customs is shown within the Charity's debtors.

Interest and rental income are taken into account when receivable.

**1.3 Resources expended**

Expenditure is taken into account when incurred by the Charity regardless of when payment is made and is allocated to the appropriate heading in the Accounts. Grants and donations payable are taken into account at the earlier of when they are paid or become constructive obligations of the Charity.

**1.4 Tangible fixed assets and depreciation**

Tangible fixed assets other than freehold property are stated at cost or valuation less depreciation. Depreciation is provided at rates calculated to write off the cost or valuation less estimated residual value of each asset over its expected useful life, as follows:-

|                                |                         |
|--------------------------------|-------------------------|
| Fixtures, fittings & equipment | 10% - 25% on cost       |
| Motor vehicles                 | 25% on reducing balance |
| Computer & Other equipment     | 33.33% on cost          |

**Investments**

Current asset investments are stated at market value.

**1.6 Accumulated funds**

Restricted funds are subject to specific conditions by donors as to how they may be used. The purposes and uses of the restricted funds are set out in the notes to the accounts.

**1.7 Commitments for future expenditure**

Other than normal commitments under contracts of employment, there are no contractual obligations to future expenditure at the balance sheet date. Where the trustees have authorised expenditure, which is not legally enforceable or become constructive obligations, amounts are set aside into funds designated for the purpose.

**TABERNACLE MINISTRIES**

**NOTES TO THE ACCOUNTS**  
**FOR THE YEAR ENDED 30 SEPTEMBER 2024**

**2. Donations and legacies**

|                                 | <b>2024</b>   | <b>2023</b>   |
|---------------------------------|---------------|---------------|
|                                 | <b>£</b>      | <b>£</b>      |
| Donations and gifts             | 27,365        | 24,523        |
| Premises Renovation Fundraising |               | -             |
|                                 | <b>27,365</b> | <b>24,523</b> |

**3. Rental and investment income**

|                                  | <b>2024</b> | <b>2023</b> |
|----------------------------------|-------------|-------------|
|                                  | <b>£</b>    | <b>£</b>    |
| Rental Income                    | -           | -           |
| Insurance Claim/Debit Card Claim | -           | -           |
| Interest received                | -           | -           |
| Refund TFL                       | -           | -           |
|                                  | <b>-</b>    | <b>-</b>    |

**4. Incoming resources from charitable activities**

|                        | <b>2024</b> | <b>2023</b> |
|------------------------|-------------|-------------|
|                        | <b>£</b>    | <b>£</b>    |
| Gift Aid tax recovered | 36          | 2,466       |
| Conference Income      | -           | -           |
|                        | <b>-</b>    | <b>-</b>    |

**5. Total resources expended**

|   | <b><u>Other costs</u></b> | <b><u>Grant Funding</u></b> | <b><u>Total 2024</u></b> | <b><u>Total 2023</u></b> |
|---|---------------------------|-----------------------------|--------------------------|--------------------------|
| <b>Charitable activities</b>                | <b>£</b>                  | <b>£</b>                    | <b>£</b>                 | <b>£</b>                 |
| <b><u>Church activities</u></b>             |                           |                             |                          |                          |
| Activities undertaken directly              | 17,353                    | -                           | 17,353                   | 23,153                   |
| Donations and gifts                         | 5,892                     | -                           | 5,892                    | 4,988                    |
| Support costs                               | -                         | -                           | -                        | -                        |
| Total                                       | <b>23,245</b>             | <b>-</b>                    | <b>23,245</b>            | <b>28,141</b>            |
| <b><u>Costs of Investments/Premises</u></b> |                           |                             |                          |                          |
| Improvements to Premises Spend              | -                         | -                           | -                        | -                        |
|   | <b>23,245</b>             | <b>-</b>                    | <b>23,245</b>            | <b>28,141</b>            |
| Governance costs                            | 600                       | -                           | 600                      | 600                      |
|   | <b>23,845</b>             | <b>-</b>                    | <b>23,845</b>            | <b>28,741</b>            |

Governance costs includes Independent Examiner fee.

**TABERNACLE MINISTRIES**  
**NOTES TO THE ACCOUNTS**  
**FOR THE YEAR ENDED 30 SEPTEMBER 2024**

| 6. Activities undertaken directly                            | <u>2024</u>        | <u>2023</u>        |
|--|--------------------|--------------------|
|  | £                  | £                  |
| Other costs relating to church activities comprise: -        |                    |                    |
| Pastoral fees and expenses                                   | -                  | -                  |
| Printing & Stationary & Advertising                          | -                  | 387                |
| Light and heat   | -                  | -                  |
| General Expenses   | 8,600              | 14,017             |
| Telephone & Computer Charges, Intuit                         | 943                | 1,691              |
| Motor expenses   | 1,468              | 1,516              |
| Media  | 251                |                    |
| Subscriptions  | 795                | -                  |
| Insurance  | 521                | 597                |
| Professional Fees & Other Exp (Includes Premises hire below) | -                  | 345                |
| Bank Charges   | 69                 | 20                 |
| Premises Hire  | 4,050              | -                  |
| Bedford Borough Council                                      | -                  | 1,455              |
| Refreshments   | 656                | 1,528              |
| E-spiced   | -                  | 1,597              |
|  | <u>17,353</u>      | <u>23,153</u>      |
| Other costs relating to Improving Building                   | -                  | -                  |
| Professional Fees  | -                  | -                  |
| Architect Fees   | -                  | -                  |
| Building Control   | -                  | -                  |
|  | <u>-</u>           | <u>-</u>           |
|  | <u>-</u>           | <u>-</u>           |
| <b>7. Donations &amp; Gifts</b>                              | <u><b>2024</b></u> | <u><b>2023</b></u> |
|  | £                  | £                  |
| Gifts: Artist, Preachers, Musicians etc                      | 5,892              | 4,988              |
| Grants to individuals  | -                  | -                  |
|  | <u>5,892</u>       | <u>4,988</u>       |
|  | <u>5,892</u>       | <u>4,988</u>       |

**TABERNACLE MINISTRIES**

**NOTES TO THE ACCOUNTS**  
**FOR THE YEAR ENDED 30 SEPTEMBER 2024**

|           |                         | <u>2024</u> | <u>2023</u> |
|-----------|-------------------------|-------------|-------------|
| <b>8.</b> | <b>Support costs</b>    |             |             |
|           |                         | £           | £           |
|           | Administrative expenses | -           | -           |
|           | Repairs                 | -           | -           |
|           | Staff costs             | -           | -           |
|           | Depreciation            | -           | -           |
|           |                         | <u>-</u>    | <u>-</u>    |
|           |                         | <u>-</u>    | <u>-</u>    |

**9. Trustees**

The following trustees (or any persons connected with them) received either fees or remuneration or expenses or love gifts excluding mileage during the year for Pastoral or Professional/Administrative services to the church:  
Pastor Mark Hudson received £4,105 in love gifts for year ended 30<sup>th</sup> September 2023.

**10. Employees**

**Number of employees**

The average monthly number of employees during the year was:-

|                | <u>2024</u><br><u>Number</u> | <u>2023</u><br><u>Number</u> |
|----------------|------------------------------|------------------------------|
| Administration | 0                            | 0                            |
|                | <u>0</u>                     | <u>0</u>                     |

There were no employees whose annual emoluments were £60,000 or more.

**11. Tangible fixed Assets**

|                             | <u>Land and</u><br><u>buildings</u> | <u>Fixtures,</u><br><u>fittings &amp;</u><br><u>equipment</u> | <u>Motor</u><br><u>vehicles</u> | <u>Total</u> |
|-----------------------------|-------------------------------------|---|---------------------------------|--------------|
|                             | £                                   | £   | £'000s                          | £'000s       |
| <b>Cost or valuation</b>    |                                     |   |                                 |              |
| At 1 October 2022           | -                                   | -   | -                               | -            |
| Additions                   | -                                   | -   | -                               | -            |
| Disposals                   | -                                   | -   | -                               | -            |
| <b>At 30 September 2023</b> | <u>-</u>                            | <u>-</u>  | <u>-</u>                        | <u>-</u>     |
| <b>Depreciation</b>         |                                     |   |                                 |              |
| At 1 October 2022           | -                                   | -   | -                               | -            |
| Charge for the year         | -                                   | -   | -                               | -            |
| Eliminated on disposal      | -                                   | -   | -                               | -            |
| <b>At 30 September 2023</b> | <u>-</u>                            | <u>-</u>  | <u>-</u>                        | <u>-</u>     |
| <b>Net book value</b>       |                                     |   |                                 |              |
| At 30 September 2022        | -                                   | -   | -                               | -            |
| At 30 September 2023        | <u>-</u>                            | <u>-</u>  | <u>-</u>                        | <u>-</u>     |

**TABERNACLE MINISTRIES**

**NOTES TO THE ACCOUNTS**  
**FOR THE YEAR ENDED 30 SEPTEMBER 2024**

|                    |                                |             |             |
|--------------------|--------------------------------|-------------|-------------|
| <b>12. Debtors</b> |                                | <b>2024</b> | <b>2023</b> |
|                    |                                | £           | £           |
|                    | Income Tax Recoverable         | -           | -           |
|                    | Other Debtors                  | 2,231       | 2,231       |
|                    | Prepayments and Accrued Income |             |             |
|                    |                                | 2,231       | 2,231       |

**13. Current asset investments**  
These comprise short term deposits.

|   |                                    |             |             |
|---|------------------------------------|-------------|-------------|
| <b>14. Creditors: amounts falling due within one year</b> |                                    | <b>2024</b> | <b>2023</b> |
|   |                                    | £           | £           |
|   | Property loans                     | -           | -           |
|   | Other Creditors                    | 600         | 1,200       |
|   | Accruals:(Independent Examination) |             |             |
|   |                                    | 600         | 1,200       |

|   |                                   |             |             |
|---|-----------------------------------|-------------|-------------|
| <b>15. Creditors: amounts falling due in more than one year</b> |                                   | <b>2024</b> | <b>2023</b> |
|   |                                   | £           | £           |
|   | Loans re Improvement to buildings | -           | -           |
|   |                                   | -           | -           |

**16. Restricted funds**

The income funds of the charity include restricted funds comprising the following unexpended balances of donations and grants held on trust for the specific purpose of meeting the costs of acquisition of land and buildings and other capital expenditure:-.

|                                       | <b>Balance at</b>        | <b>Movement in funds</b> |                         | <b>Balance at</b>          |
|---------------------------------------|--------------------------|--------------------------|-------------------------|----------------------------|
|                                       | <b><u>1 Oct 2023</u></b> | <b><u>Incoming</u></b>   | <b><u>Resources</u></b> | <b><u>30 Sept 2024</u></b> |
|                                       | £                        | £                        | £                       | £                          |
| Building and capital expenditure fund | -                        | -                        | -                       | -                          |
| Capitalised Expenditure               | -                        | -                        | -                       | -                          |
|                                       | -                        | -                        | -                       | -                          |

**TABERNACLE MINISTRIES**  
**NOTES TO THE ACCOUNTS**  
**FOR THE YEAR ENDED 30 SEPTEMBER 2024**

**17. Analysis of net assets between funds**

|   | <b><u>Unrestricted funds</u></b> | <b><u>Restricted funds</u></b> | <b><u>Total</u></b> |
|---|----------------------------------|--------------------------------|---------------------|
|   | £                                | £                              | £                   |
| Fund balances at 30 September 2024 are represented by:- |                                  |                                |                     |
| Tangible fixed assets: Church Building                  | -                                | -                              | -                   |
| Current assets  | 5,881                            | -                              | 5,881               |
| Creditors: amounts falling due within one year          | (600)                            | -                              | (600)               |
| Creditors: amounts falling due in more than one year    | -                                | -                              | -                   |
|   | <b>5,281</b>                     | -                              | <b>5,281</b>        |
|   | <b>5,281</b>                     | -                              | <b>5,281</b>        |
|   | <b><u>Unrestricted funds</u></b> | <b><u>Restricted funds</u></b> | <b><u>Total</u></b> |
|   | £                                | £                              | £                   |
| Unrealised gains included above:                        |                                  |                                |                     |
| On tangible fixed assets                                | -                                | -                              | -                   |
|   | -                                | -                              | -                   |
|   | -                                | -                              | -                   |
| Reconciliation of movements in unrealised gains         |                                  |                                |                     |
| Unrealised gains at 1 October 2023                      | -                                | -                              | -                   |
| Revaluation in year                                     | -                                | -                              | -                   |
|   | -                                | -                              | -                   |
|   | -                                | -                              | -                   |
| Unrealised gains at 30 September 2024                   |                                  |                                |                     |
|   | -                                | -                              | -                   |
|   | -                                | -                              | -                   |

**18. Cash Flow Statement**

|   |                     |
|---|---------------------|
|   | £                   |
| Opening Bank/Cash Balance                 | 694                 |
| Increase/(decrease) in Creditors          | (600)               |
| W.I.P Fixed Asset                         | -                   |
| Surplus/Deficit                           | 3,556               |
| (Increase)/Decrease in Debtors            | -                   |
| <b>Closing Bank/Cash Balance 30/09/24</b> | <b><u>3,650</u></b> |

**TABERNACLE MINISTRIES**

England & Wales - Charity number 1174775

---

# Accounts

---

Account of the Trustees of  
Tabernacle Ministries  
for the year ended 30th September 2023

Approved by the Trustees on 15th November 2023  
Signed: \_\_\_\_\_  
Chairman

**TABERNACLE MINISTRIES**  
**TRUSTEES' REPORT AND INDEPENDENTLY EXAMINED ACCOUNTS**  
**FOR THE YEAR ENDED 30TH SEPTEMBER 2023**

The Trustees have pleasure in presenting to you the Trustees' Report and the Financial Statements for the year ended 30th September 2023.

The Financial Statements are set out on pages 2 to 10.

The Trustees confirm that they have approved these Financial Statements and that they are true and fair.

**TABERNACLE MINISTRIES**  
**LEGAL AND ADMINISTRATIVE INFORMATION**  
**FOR THE YEAR ENDED 30TH SEPTEMBER 2023**

**TRUSTEES:**

Mark Hudson (Chair)  
Joylette Hudson  
Neil Martin  
Leahanna Watson

**CHARITY NUMBER:**

1174775

**PRINCIPAL ADDRESS:**

Clapham High Street  
118 Clapham High Street  
Bedford  
Bedfordshire  
MK41 6BS

**INDEPENDENT EXAMINER**

PAB SERVICES

**BANKERS:**

Lloyds Bank PLC  
95 George Street  
Croydon  
Chelmsford  
CR9 2NS

**TABERNACLE MINISTRIES**

**CONTENTS OF THE FINANCIAL STATEMENTS  
FOR THE YEAR ENDED 30TH SEPTEMBER 2023**

|  | <b>Page</b>  |
|--|--------------|
| <b>Trustees' Report</b>                  | <b>3-7</b>   |
| <b>Independent Examiner's Report</b>     | <b>8</b>     |
| <b>Statement of Financial Activities</b> | <b>9</b>     |
| <b>Balance Sheet</b>                     | <b>10</b>    |
| <b>Notes to the Accounts</b>             | <b>11-16</b> |

## **TABERNACLE MINISTRIES**

### **TRUSTEES' REPORT**

#### **YEAR ENDED 30TH SEPTEMBER 2023**

The Trustees present their report and accounts for the year ended 30th September 2023.

The accounts have been prepared in accordance with the accounting policies set out in note 1 to the accounts and comply with the Church's Trust Deed, The Charities Act 2007 and the Statement of Recommended Practice, "Accounting and Reporting by Charities" issued in March 2005.

By the grace of God and the continuing help of our supporters we were able to meet many of our objectives for the year.

We reiterate our mandate as contained in the Trust document:

- a) the celebration of public worship
- b) the teaching of the Christian Faith
- c) mission and evangelism
- d) pastoral work, including visiting the sick and the bereaved
- e) the provision of facilities with a Christian ethos for the local community, including (but not restricted to) the elderly, the young and other groups with special needs; and
- f) the support of other charities' in the UK and Overseas

#### **Structure, Governance and Management**

The Church was registered as an independent Charity on 1<sup>st</sup> October 2017

The Members of the Trustees who served during the year were:-

|                 |   |   |
|-----------------|---|---|
| Mark Hudson     | - | Chair   |
| Joylette Hudson | - | Is now Senior Pastor and Chair of Trustees (Jan 2024) |
| Neil Martin     | - | Joined on 31 <sup>st</sup> July 2023                  |
| Leahanna Watson | - | Joined on 31 <sup>st</sup> July 2023                  |

Existing Trustees by resolution, appoints new Trustees at planned meetings. The Board of Trustees who make the financial and management decisions oversee the activities of the church. The spiritual and educational guidance of the congregation is delegated to the Pastor, Elders and Departmental Leaders who are appointed by the Pastor. (see governing document for more detail)

#### **Objectives.**

The Church's objectives are the advancement of Christian and other charitable purposes and in particular, to further education in the basic principles of Christian morality.

**TABERNACLE MINISTRIES**  
**TRUSTEES' REPORT**  
**YEAR ENDED 30TH SEPTEMBER 2023**

**Activities For The Year**

**Policies and Procedures**

We have policies in place covering DBS procedures, we engage an outside consultant to manage this on our behalf.

**Child Protection**

We take child protection and the vulnerable seriously, our voluntary workers who work with children have undergone Disclosure Barring Service (DBS) checks.

## **TABERNACLE MINISTRIES**

### **TRUSTEES' REPORT**

#### **YEAR ENDED 30TH SEPTEMBER 2023**

## **Annual Report 2022-2023**

### **Aim and purposes**

Tabernacle Ministries aims to promote the Good News of the Gospel of Christ which is the whole mission of the church, through pastoral support, evangelism, Biblical teaching and reaching out to children and young people, through our children and youth work via a community youth club. We aim to be a community where people can find acceptance, friendship and support.

### **Objective and Activities**

The ministry is committed to providing an environment where people can worship freely and to become a part of the Tabernacle community. Worship takes place through our main Sunday services and in-depth Bible Study programme on Wednesday evenings. We practise worship through prayer, music and Bible study of the Holy Scriptures.

Our activities enable people to live their lives of faith through their every day lives, and the ministry supports this through:

- Worship services, where we can express our worship through music, preaching and teaching.
- Bible Studies where we learn about what it means to be a Christian.
- Bible Studies where we learn about the power of the Holy Spirit and how He empowers and equips Christian's to walk in their purpose, living a life that is transformed and fulfilling.
- Pastoral support which includes counselling from a professionally qualified counsellor.
- Sunday School: teaching the next generation about the transforming love of God.
- Children's Club: providing a safe and enjoyable space to play and have fun.
- Youth Club: providing a safe space to explore hard questions in life and how to live the Christian live as a young person, with all the challenges that brings.
- Women's ministry: our women's ministry is about nurturing women and empowerment.
- Men's ministry: our men's ministry is about developing men to stand strong as men walking in Kingdom mentality and headship.

### **Achievements:**

This year saw the re-building in the aftermath of Covid-19, we have learnt to provide a safe and warm environment through our face-to-face ministry as well as maintaining our online presence for those who are unable, or uncertain about joining the live services. Our Sunday Worship services continued to be vibrant with people experiencing the love of God in a powerful way. People have been touched and broken lives given a sense of hope and restoration. There has been a great enthusiasm for Bible Study and people continue to visit the ministry, and enquiries about how to become a member.

The leadership continue to work creatively to ensure a safe community where people are able to have fellowship, hear sermons and engage with Biblical teaching. We are welcoming of all and continue to see people engaging with the ministry from the local community and around the world. Our Children and Youth Ministry has returned to face-to-face to ensure that our children and young people can engage and participate in age appropriate ways with learning about the love of God.

**Current services are arranged as follows:**

- **First Sunday of the month is focused on the Lord's Supper.**
- **Third Sunday is our Children and Youth Service.**
- **Each Fourth Sunday afternoon we hold a session for the women and men to explore the Bible and topics of interest. We have a bring and share lunch together and it is time to develop relationships.**
- **Every last Saturday evening we have a monthly prayer meeting.**

**TABERNACLE MINISTRIES**

**TRUSTEES' REPORT**


**YEAR ENDED 30TH SEPTEMBER 2023**

**Conclusion**

We, the Trustees of the Tabernacle Ministries Charity, according to the commission given to us in St. Matthew 28: 19-20, "Therefore, go and make disciples of all nations baptising them in the name of the father and the Son and of the Holy Spirit, teaching them to obey everything that I have commanded you"

We would like to take this opportunity to thank all our supporters for your contributions and help throughout the past year without you we could not have achieved all we did.

On behalf of the Board of Trustees: -



.....  
Pastor Joylette Hudson  
Chair/Deputy Chair

Dated: 10/07/2024

**TABERNACLE MINISTRIES**

**INDEPENDENT EXAMINER'S REPORT**

**TO THE TRUSTEES OF TABERNACLE MINISTRIES**

We report on the Accounts of the Charity for the year ended 30th September 2023 which are set out on Page 8 to 15.

**Respective Responsibilities of Trustees and Examiner**

The Charity's Trustees are responsible for the preparation of the Accounts. The Charity's Trustees consider that an audit is not required for this year under Section 144 of The Charities Act 2011 (The Charities Act) and that an Independent Examination is needed.

It is our responsibility to:

- examine the accounts under Section 145 of the Charities Act,
- to follow the procedures laid down in the general Directions given by the Charity Commission (under Section 145(5)(b) of the Charities Act, and
- to state whether particular matters have come to our attention.

**Basis of Independent Examiner's Statement**

Our examination was carried out in accordance with general Directions given by The Charity Commission. An examination includes a review of the accounting records kept by the Charity and a comparison of the Accounts presented with those records. It also includes consideration of any unusual items or disclosures in the Accounts, and seeking explanations from the Trustees concerning any such matters. The procedures undertaken do not provide all the evidence that would be required in an audit, and consequently no opinion is given as to whether the Accounts present a "true and fair" view and the report is limited to those matters set out in the statement below.


**Independent Examiner's Statement**

In connection with our examination, there were some matters which has come to our attention this has been dealt with via a letter to trustees, other than the letter to trustees there are no other matters: -

1. which gives us reasonable cause to believe that, in any material respect, the requirements: -  
to keep accounting record in accordance with Section 130 of the Charities Act;  
to prepare accounts which accord with the accounting records and comply with the accounting requirements of the Charities Act have not been met; or
2. to which, in our opinion, attention should be drawn in order to enable a proper understanding of the accounts to be reached.

**PAB Services  
c/o 39 Fleet Street  
Aylesbury  
Bucks  
HP20 2PA**

Dated: 11/07/24

Peter Bruce .... 

**TABERNACLE MINISTRIES**

**STATEMENT OF FINANCIAL ACTIVITIES**  
**FOR THE YEAR ENDED 30 SEPTEMBER 2023**


|   | <u>Notes</u> | <u>Unrestricted<br/>Funds</u> | <u>Restricted<br/>Funds</u> | <u>Total<br/>2023</u> | <u>Total<br/>2022</u> |
|---|--------------|-------------------------------|-----------------------------|-----------------------|-----------------------|
|   |              | £                             | £                           | £                     | £                     |
| <b><u>Incoming resources from generated funds</u></b> |              |                               |                             |                       |                       |
| Donations and legacies                                | 2            | 24,523                        | -                           | 24,523                | 21,336                |
| Rental, investment and other income                   | 3            | -                             | -                           | -                     | -                     |
|   |              | <u>24,523</u>                 | <u>-</u>                    | <u>24,523</u>         | <u>21,336</u>         |
| Incoming resources from charitable activities         | 4            | 2,466                         | -                           | 2,466                 | 3,857                 |
| <b>Total incoming resources</b>                       |              | <u><u>26,989</u></u>          | <u><u>-</u></u>             | <u><u>26,989</u></u>  | <u><u>25,193</u></u>  |
| <b><u>Resources expended</u></b>                      |              |                               |                             |                       |                       |
|   | 5            |                               |                             |                       |                       |
| <b>Charitable activities</b>                          |              |                               |                             |                       |                       |
| Church activities                                     |              | 28,141                        | -                           | 28,141                | 26,712                |
| Premises related cost                                 |              | -                             | -                           | -                     | -                     |
| <b>Total charitable expenditure</b>                   |              | <u>28,141</u>                 | <u>-</u>                    | <u>28,141</u>         | <u>26,712</u>         |
| Governance costs                                      |              | 600                           | -                           | 600                   | 600                   |
| <b>Total resources expended</b>                       |              | <u><u>28,741</u></u>          | <u><u>-</u></u>             | <u><u>28,741</u></u>  | <u><u>27,312</u></u>  |
| <b>Net surplus/loss for the year</b>                  |              |                               |                             |                       |                       |
| <b>Net movement in funds</b>                          |              | (1,752)                       |                             | (1,752)               | (2,119)               |
| Fund balances at 30 September 2022                    |              | 3,477                         |                             | 3,477                 | 5,596                 |
| Fund balances at 30 September 2023                    | 16           | 1,725                         | -                           | 1,725                 | 3,477                 |
| Adjustment Re Balance Sheet                           |              | -                             | -                           | -                     |                       |
| <b>Fund balances at 30 September 2023 Final</b>       |              | <u><u>1,725</u></u>           | <u><u>-</u></u>             | <u><u>1,725</u></u>   | <u><u>3,477</u></u>   |

**TABERNACLE MINISTRIES**


**BALANCE SHEET**  
**AS AT 30 SEPTEMBER 2023**

|   | <u>Notes</u> | <u>2023</u>   |              | <u>2022</u>  |              |
|---|--------------|---------------|--------------|--------------|--------------|
|   |              | £             | £            | £            | £            |
| <b>Fixed assets</b>   |              |               |              |              |              |
| Tangible assets   | 11           |               | -            |              | -            |
| <b>Current assets</b>                                       |              |               |              |              |              |
| Debtors   | 12           | 2,231         |              | 2,231        |              |
| Investments   | 13           |               |              | -            |              |
| Cash at Bank and in Hand                                    | 13           | 694           |              | 1,846        |              |
|   |              | <u>2,925</u>  |              | <u>4,077</u> |              |
| <b>Creditors: amounts falling due within One year</b>       | 14           | <u>(1200)</u> |              | <u>(600)</u> |              |
| <b>Net current assets</b>                                   |              |               | <u>1,725</u> |              | <u>3,477</u> |
| <b>Total assets less current liabilities</b>                |              |               | <u>1,725</u> |              | <u>3,477</u> |
| <b>Creditors: amounts falling due in more than One year</b> | 15           |               |              |              |              |
| <b>Net assets</b>   |              |               | <u>1,725</u> |              | <u>3,477</u> |
| <b>Income funds</b>   |              |               |              |              |              |
| Reserves B/F funds  |              |               | 3,477        |              | 5,596        |
| Unrestricted funds Movement                                 |              |               | (1,752)      |              | (2,119)      |
|   | 17           |               | <u>1,725</u> |              | <u>3,477</u> |

Approved by the Trustees on 10/7/2024



..... Chairman  
Joylette Hudson



..... Trustee  
Neil Martin

**TABERNACLE MINISTRIES**  
**NOTES TO THE ACCOUNTS**  
**FOR THE YEAR ENDED 30 SEPTEMBER 2023**

**1. Accounting Policies**

**1.1 Basis of preparation**

The accounts have been prepared under the historical cost convention.

The accounts have been prepared in accordance with applicable accounting standards, the Statement of Recommended Practice, "Accounting and Reporting by Charities", issued in March 2005 and The Charities Act 2011.

**1.2 Incoming resources**

Income including that gifted under the Gift Aid Scheme is taken into account when received by the Charity or notified to us by Inland Revenue. Income received in circumstances where a claim for repayment of tax has been or will be made to the Inland Revenue is shown net with tax recoverable shown separately. Any amounts of tax reclaimed and notified but not yet received from H M Revenue & Customs is shown within the Charity's debtors.

Interest and rental income are taken into account when receivable.

**1.3 Resources expended**

Expenditure is taken into account when incurred by the Charity regardless of when payment is made and is allocated to the appropriate heading in the Accounts. Grants and donations payable are taken into account at the earlier of when they are paid or become constructive obligations of the Charity.

**1.4 Tangible fixed assets and depreciation**

Tangible fixed assets other than freehold property are stated at cost or valuation less depreciation. Depreciation is provided at rates calculated to write off the cost or valuation less estimated residual value of each asset over its expected useful life, as follows:-

|                                |                         |
|--------------------------------|-------------------------|
| Fixtures, fittings & equipment | 10% - 25% on cost       |
| Motor vehicles                 | 25% on reducing balance |
| Computer & Other equipment     | 33.33% on cost          |

**Investments**

Current asset investments are stated at market value.

**1.6 Accumulated funds**

Restricted funds are subject to specific conditions by donors as to how they may be used. The purposes and uses of the restricted funds are set out in the notes to the accounts.

**1.7 Commitments for future expenditure**

Other than normal commitments under contracts of employment, there are no contractual obligations to future expenditure at the balance sheet date. Where the trustees have authorised expenditure, which is not legally enforceable or become constructive obligations, amounts are set aside into funds designated for the purpose.

**TABERNACLE MINISTRIES**  
**NOTES TO THE ACCOUNTS**  
**FOR THE YEAR ENDED 30 SEPTEMBER 2023**

**2. Donations and legacies**

|                                 | <b>2023</b>   | <b>2022</b>   |
|---------------------------------|---------------|---------------|
|                                 | <b>£</b>      | <b>£</b>      |
| Donations and gifts             | 24,523        | 21,336        |
| Premises Renovation Fundraising |               | -             |
|                                 | <b>24,523</b> | <b>21,336</b> |

**3. Rental and investment income**

|                                  | <b>2023</b> | <b>2022</b> |
|----------------------------------|-------------|-------------|
|                                  | <b>£</b>    | <b>£</b>    |
| Rental Income                    | -           | -           |
| Insurance Claim/Debit Card Claim | -           | -           |
| Interest received                | -           | -           |
| Refund TFL                       | -           | -           |
|                                  | <b>-</b>    | <b>-</b>    |

**4. Incoming resources from charitable activities**

|                        | <b>2023</b> | <b>2022</b> |
|------------------------|-------------|-------------|
|                        | <b>£</b>    | <b>£</b>    |
| Gift Aid tax recovered | 2,466       | 3,857       |
| Conference Income      | -           | -           |
|                        | <b>-</b>    | <b>-</b>    |

**5. Total resources expended**

|                                      | <b><u>Other costs</u></b> | <b><u>Grant Funding</u></b> | <b><u>Total 2023</u></b> | <b><u>Total 2022</u></b> |
|--------------------------------------|---------------------------|-----------------------------|--------------------------|--------------------------|
|                                      | <b>£</b>                  | <b>£</b>                    | <b>£</b>                 | <b>£</b>                 |
| <b>Charitable activities</b>         |                           |                             |                          |                          |
| <u>Church activities</u>             |                           |                             |                          |                          |
| Activities undertaken directly       | 23,153                    | -                           | 18,384                   | 18,384                   |
| Donations and gifts                  | 4,988                     | -                           | 4,988                    | 8,328                    |
| Support costs                        | -                         | -                           | -                        | -                        |
| Total                                | <b>28,141</b>             | <b>-</b>                    | <b>28,141</b>            | <b>26,712</b>            |
| <u>Costs of Investments/Premises</u> |                           |                             |                          |                          |
| Improvements to Premises Spend       | -                         | -                           | -                        | -                        |
|                                      | <b>28,141</b>             | <b>-</b>                    | <b>28,141</b>            | <b>26,712</b>            |
| Governance costs                     | 600                       | -                           | 600                      | 600                      |
|                                      | <b>28,741</b>             | <b>-</b>                    | <b>28,741</b>            | <b>27,312</b>            |

Governance costs includes Independent Examiner fee.

**TABERNACLE MINISTRIES**  
**NOTES TO THE ACCOUNTS**  
**FOR THE YEAR ENDED 30 SEPTEMBER 2023**

| 6. Activities undertaken directly                            | 2023          | 2022          |
|--|---------------|---------------|
|  | £             | £             |
| Other costs relating to church activities comprise: -        |               |               |
| Pastoral fees and expenses                                   | -             | -             |
| Printing & Stationary & Advertising                          | 387           | 1,792         |
| Light and heat   | -             | -             |
| General Expenses   | 14,017        | 6,693         |
| Telephone & Computer Charges, Intuit                         | 1,691         | 582           |
| Motor expenses   | 1,516         | 418           |
| Vanquis Bank   | -             | -             |
| Gary Williams (Gaw Design Ltd)                               | -             | -             |
| Insurance  | 597           | 541           |
| Professional Fees & Other Exp (Includes Premises hire below) | 345           | 1,553         |
| Bank Charges   | 20            | 40            |
| Close premium Finance  | -             | -             |
| Bedford Borough Council                                      | 1,455         | -             |
| Refreshments   | 1,528         | 1,716         |
| E-spiced   | 1,597         | 5,049         |
|  | <b>23,153</b> | <b>18,384</b> |
|  | <b>23,153</b> | <b>18,384</b> |
| Other costs relating to Improving Building                   |               |               |
| Premises Hire  | -             | 505           |
| Professional Fees  | -             | -             |
| Architect Fees   | -             | -             |
| Building Control   | -             | -             |
|  | -             | 505           |
|  | -             | 505           |
| 7. Donations & Gifts   | 2023          | 2022          |
|  | £             | £             |
| Gifts: Artist, Preachers, Musicians etc                      | 4,988         | 8,328         |
| Grants to individuals  | -             | -             |
|  | <b>4,988</b>  | <b>8,328</b>  |
|  | <b>4,988</b>  | <b>8,328</b>  |

**TABERNACLE MINISTRIES**  
**NOTES TO THE ACCOUNTS**  
**FOR THE YEAR ENDED 30 SEPTEMBER 2023**

|           |                         |                   |                   |
|-----------|-------------------------|-------------------|-------------------|
| <b>8.</b> | <b>Support costs</b>    | <u>2023</u>       | <u>2022</u>       |
|           |                         | £                 | £                 |
|           | Administrative expenses | -                 | -                 |
|           | Repairs                 | -                 | -                 |
|           | Staff costs             | -                 | -                 |
|           | Depreciation            | -                 | -                 |
|           |                         | <u>          </u> | <u>          </u> |
|           |                         | -                 | -                 |
|           |                         | <u>          </u> | <u>          </u> |

**9. Trustees**

The following trustees (or any persons connected with them) received either fees or remuneration or expenses or love gifts excluding mileage during the year for Pastoral or Professional/Administrative services to the church:  
 Pastor Mark Hudson received £4,105 in love gifts for year ended 30<sup>th</sup> September 2023.

**10. Employees**  
**Number of employees**

The average monthly number of employees during the year was:-

|                |                   |                   |
|----------------|-------------------|-------------------|
|                | <u>2023</u>       | <u>2022</u>       |
|                | <u>Number</u>     | <u>Number</u>     |
| Administration | 0                 | 0                 |
|                | <u>          </u> | <u>          </u> |

There were no employees whose annual emoluments were £60,000 or more.

**11. Tangible fixed Assets**

|                             | <u>Land and</u><br><u>buildings</u> | <u>Fixtures,</u><br><u>fittings &amp;</u><br><u>equipment</u> | <u>Motor</u><br><u>vehicles</u> | <u>Total</u>      |
|-----------------------------|-------------------------------------|---|---------------------------------|-------------------|
|                             | £                                   | £   | £'000s                          | £'000s            |
| <b>Cost or valuation</b>    |                                     |   |                                 |                   |
| At 1 October 2022           | -                                   | -   | -                               | -                 |
| Additions                   | -                                   | -   | -                               | -                 |
| Disposals                   | -                                   | -   | -                               | -                 |
|                             | <u>          </u>                   | <u>          </u>   | <u>          </u>               | <u>          </u> |
| <b>At 30 September 2023</b> | -                                   | -   | -                               | -                 |
|                             | <u>          </u>                   | <u>          </u>   | <u>          </u>               | <u>          </u> |
| <b>Depreciation</b>         |                                     |   |                                 |                   |
| At 1 October 2022           | -                                   | -   | -                               | -                 |
| Charge for the year         | -                                   | -   | -                               | -                 |
| Eliminated on disposal      | -                                   | -   | -                               | -                 |
|                             | <u>          </u>                   | <u>          </u>   | <u>          </u>               | <u>          </u> |
| <b>At 30 September 2023</b> | -                                   | -   | -                               | -                 |
|                             | <u>          </u>                   | <u>          </u>   | <u>          </u>               | <u>          </u> |
| <b>Net book value</b>       |                                     |   |                                 |                   |
| At 30 September 2022        | -                                   | -   | -                               | -                 |
|                             | <u>          </u>                   | <u>          </u>   | <u>          </u>               | <u>          </u> |
| At 30 September 2023        | -                                   | -   | -                               | -                 |
|                             | <u>          </u>                   | <u>          </u>   | <u>          </u>               | <u>          </u> |

**TABERNACLE MINISTRIES**  
**NOTES TO THE ACCOUNTS**  
**FOR THE YEAR ENDED 30 SEPTEMBER 2023**

|                    |                                |             |             |
|--------------------|--------------------------------|-------------|-------------|
| <b>12. Debtors</b> |                                | <b>2023</b> | <b>2022</b> |
|                    |                                | £           | £           |
|                    | Income Tax Recoverable         | -           | -           |
|                    | Other Debtors                  | 2,231       | 2,231       |
|                    | Prepayments and Accrued Income |             |             |
|                    |                                | 2,231       | 2,231       |

**13. Current asset investments**

These comprise short term deposits.

**14. Creditors: amounts falling due within one year**

|  |                                    |             |             |
|--|------------------------------------|-------------|-------------|
|  |                                    | <b>2023</b> | <b>2022</b> |
|  |                                    | £           | £           |
|  | Property loans                     | -           | -           |
|  | Other Creditors                    | -           | -           |
|  | Accruals:(Independent Examination) | 1,200       | 600         |
|  |                                    | 1,200       | 600         |

**15. Creditors: amounts falling due in more than one year**

|  |                                   |             |             |
|--|-----------------------------------|-------------|-------------|
|  |                                   | <b>2023</b> | <b>2022</b> |
|  |                                   | £           | £           |
|  | Loans re Improvement to buildings | -           | -           |
|  |                                   | -           | -           |

**16. Restricted funds**

The income funds of the charity include restricted funds comprising the following unexpended balances of donations and grants held on trust for the specific purpose of meeting the costs of acquisition of land and buildings and other capital expenditure:-.

|                                       | <b>Balance at<br/>1 Oct 2022</b> | <b>Movement in funds</b>      |                               | <b>Balance at<br/>30 Sept 2023</b> |
|---------------------------------------|----------------------------------|-------------------------------|-------------------------------|------------------------------------|
|                                       | £                                | <b>Incoming<br/>Resources</b> | <b>Resources<br/>Expended</b> | £                                  |
| Building and capital expenditure fund | -                                | -                             | -                             | -                                  |
| Capitalised Expenditure               | -                                | -                             | -                             | -                                  |
|                                       | -                                | -                             | -                             | -                                  |

**TABERNACLE MINISTRIES**  
**NOTES TO THE ACCOUNTS**  
**FOR THE YEAR ENDED 30 SEPTEMBER 2023**

**17. Analysis of net assets between funds**

|   | <b><u>Unrestricted<br/>funds</u></b> | <b><u>Restricted<br/>funds</u></b> | <b><u>Total</u></b> |
|---|--------------------------------------|------------------------------------|---------------------|
|   | <b>£</b>                             | <b>£</b>                           | <b>£</b>            |
| Fund balances at 30 September 2023 are represented by:- |                                      |                                    |                     |
| Tangible fixed assets: Church Building                  | -                                    | -                                  | -                   |
| Current assets  | 2,925                                | -                                  | 2,925               |
| Creditors: amounts falling due within one year          | (1,200)                              | -                                  | (1,200)             |
| Creditors: amounts falling due in more than one year    | -                                    | -                                  | -                   |
|   | <b>1,725</b>                         | <b>-</b>                           | <b>1,725</b>        |
|   | <b>1,725</b>                         | <b>-</b>                           | <b>1,725</b>        |
|   | <b><u>Unrestricted<br/>funds</u></b> | <b><u>Restricted<br/>funds</u></b> | <b><u>Total</u></b> |
|   | <b>£</b>                             | <b>£</b>                           | <b>£</b>            |
| Unrealised gains included above:                        |                                      |                                    |                     |
| On tangible fixed assets                                | -                                    | -                                  | -                   |
|   | -                                    | -                                  | -                   |
|   | -                                    | -                                  | -                   |
| Reconciliation of movements in unrealised gains         |                                      |                                    |                     |
| Unrealised gains at 1 October 2022                      | -                                    | -                                  | -                   |
| Revaluation in year                                     | -                                    | -                                  | -                   |
|   | -                                    | -                                  | -                   |
|   | -                                    | -                                  | -                   |
| Unrealised gains at 30 September 2023                   | -                                    | -                                  | -                   |
|   | -                                    | -                                  | -                   |

**18. Cash Flow Statement**

|   | <b>£</b>   |
|---|------------|
| Opening Bank/Cash Balance                 | 1,846      |
| Increase/(decrease) in Creditors          | 600        |
| W.I.P Fixed Asset                         | -          |
| Surplus/Deficit                           | (1,752)    |
| (Increase)/Decrease in Debtors            | -          |
| <b>Closing Bank/Cash Balance 30/09/23</b> | <b>694</b> |

**TABERNACLE MINISTRIES**

England & Wales - Charity number 1174775

---

# Accounts

---

**TABERNACLE MINISTRIES**  
**TRUSTEES' REPORT AND INDEPENDENTLY EXAMINED ACCOUNTS**  
**FOR THE YEAR ENDED 30TH SEPTEMBER 2022**

**TABERNACLE MINISTRIES**  
**LEGAL AND ADMINISTRATIVE INFORMATION**  
**FOR THE YEAR ENDED 30TH SEPTEMBER 2022**

**TRUSTEES:**

Mark Hudson (Chair)  
Joylette Hudson

**CHARITY NUMBER:**

1174775

**PRINCIPAL ADDRESS:**

Clapham High Street  
118 Clapham High Street  
Bedford  
Bedfordshire  
MK41 6BS

**INDEPENDENT EXAMINER**

PAB SERVICES

**BANKERS:**

Lloyds Bank PLC  
95 George Street  
Croydon  
Chelmsford  
CR9 2NS

**TABERNACLE MINISTRIES**

**CONTENTS OF THE FINANCIAL STATEMENTS  
FOR THE YEAR ENDED 30TH SEPTEMBER 2022**

|  | <b>Page</b>  |
|--|--------------|
| <b>Trustees' Report</b>                  | <b>3-6</b>   |
| <b>Independent Examiner's Report</b>     | <b>7</b>     |
| <b>Statement of Financial Activities</b> | <b>8</b>     |
| <b>Balance Sheet</b>                     | <b>9</b>     |
| <b>Notes to the Accounts</b>             | <b>10-15</b> |

## **TABERNACLE MINISTRIES**

### **TRUSTEES' REPORT**

#### **YEAR ENDED 30TH SEPTEMBER 2022**

The Trustees present their report and accounts for the year ended 30th September 2022.

The accounts have been prepared in accordance with the accounting policies set out in note 1 to the accounts and comply with the Church's Trust Deed, The Charities Act 2007 and the Statement of Recommended Practice, "Accounting and Reporting by Charities" issued in March 2005.

By the grace of God and the continuing help of our supporters we were able to meet many of our objectives for the year.

We reiterate our mandate as contained in the Trust document:

- a) the celebration of public worship
- b) the teaching of the Christian Faith
- c) mission and evangelism
- d) pastoral work, including visiting the sick and the bereaved
- e) the provision of facilities with a Christian ethos for the local community, including (but not restricted to) the elderly, the young and other groups with special needs; and
- f) the support of other charities' in the UK and Overseas

#### **Structure, Governance and Management**

The Church was registered as an independent Charity on 1<sup>st</sup> October 2017

The Members of the Trustees who served during the year were:-

Mark Hudson - Chair  
Joylette Hudson - Is now Senior Pastor and Chair of Trustees (Jan 2024)

Existing Trustees by resolution, appoints new Trustees at planned meetings. The Board of Trustees who make the financial and management decisions oversee the activities of the church. The spiritual and educational guidance of the congregation is delegated to the Pastor, Elders and Departmental Leaders who are appointed by the Pastor. (see governing document for more detail)

#### **Objectives.**

The Church's objectives are the advancement of Christian and other charitable purposes and in particular, to further education in the basic principles of Christian morality.

**TABERNACLE MINISTRIES**  
**TRUSTEES' REPORT**  
**YEAR ENDED 30TH SEPTEMBER 2022**

**Activities For The Year**

**Policies and Procedures**

We have policies in place covering DBS procedures, we engage an outside consultant to manage this on our behalf.

**Child Protection**

We take child protection and the vulnerable seriously, our voluntary workers who work with children have undergone Disclosure Barring Service (DBS) checks.

## **TABERNACLE MINISTRIES**

### **TRUSTEES' REPORT**

#### **YEAR ENDED 30TH SEPTEMBER 2022**

## **Annual Report 2021-2022**

### **Aim and purposes**

Tabernacle Ministries aims to promote the Good News of the Gospel of Christ which is the whole mission of the church, through pastoral support, evangelism, Biblical teaching and reaching out to children and young people, through our children and youth work via a community youth club. We aim to be a community where people can find acceptance, friendship and support.

### **Objective and Activities**

The ministry is committed to providing an environment where people can worship freely and to become a part of the Tabernacle community. Worship takes place through our main Sunday services and in-depth Bible Study programme on Wednesday evenings. We practise worship through prayer, music and Bible study of the Holy Scriptures.

Our activities enable people to live their lives of faith through their every day lives, and the ministry supports this through:

- Worship services, where we can express our worship through music, preaching and teaching.
- Bible Studies where we learn about what it means to be a Christian.
- Bible Studies where we learn about the power of the Holy Spirit and how He empowers and equips Christian's to walk in their purpose, living a life that is transformed and fulfilling.
- Pastoral support which includes counselling from a professionally qualified counsellor.
- Sunday School: teaching the next generation about the transforming love of God.
- Children's Club: providing a safe and enjoyable space to play and have fun.
- Youth Club: providing a safe space to explore hard questions in life and how to live the Christian live as a young person, with all the challenges that brings.
- Women's ministry: our women's ministry is about nurturing women and empowerment.
- Men's ministry: our men's ministry is about developing men to stand strong as men walking in Kingdom mentality and headship.

### **Achievements:**

This year saw the re-building in the aftermath of Covid-19, we have learnt to provide a safe and warm environment through our face-to-face ministry as well as maintaining our online presence for those who are unable, or uncertain about joining the live services. Our Sunday Worship services continued to be vibrant with people experiencing the love of God in a powerful way. People have been touched and broken lives given a sense of hope and restoration. There has been a great enthusiasm for Bible Study and people continue to visit the ministry, and enquiries about how to become a member.

The leadership continue to work creatively to ensure a safe community where people are able to have fellowship, hear sermons and engage with Biblical teaching. We are welcoming of all and continue to see people engaging with the ministry from the local community and around the world. Our Children and Youth Ministry has returned to face-to-face to ensure that our children and young people can engage and participate in age appropriate ways with learning about the love of God.

**Current services are arranged as follows:**

- **First Sunday of the month is focused on the Lord's Supper.**
- **Third Sunday is our Children and Youth Service.**
- **Each Fourth Sunday afternoon we hold a session for the women and men to explore the Bible and topics of interest. We have a bring and share lunch together and it is time to develop relationships.**
- **Every last Saturday evening we have a monthly prayer meeting.**

**TABERNACLE MINISTRIES**

**TRUSTEES' REPORT**

**YEAR ENDED 30TH SEPTEMBER 2022**

**Conclusion**

We, the Trustees of the Tabernacle Ministries Charity, according to the commission given to us in St. Matthew 28: 19-20, "Therefore, go and make disciples of all nations baptising them in the name of the father and the Son and of the Holy Spirit, teaching them to obey everything that I have commanded you"

We would like to take this opportunity to thank all our supporters for your contributions and help throughout the past year without you we could not have achieved all we did.

On behalf of the Board of Trustees: -

  
.....  
Pastor Joylette Hudson  
Chair/Deputy Chair

Dated: 10/07/2024.

**TABERNACLE MINISTRIES**

**INDEPENDENT EXAMINER'S REPORT**

**TO THE TRUSTEES OF TABERNACLE MINISTRIES**

We report on the Accounts of the Charity for the year ended 30th September 2022 which are set out on Page 8 to 15.

**Respective Responsibilities of Trustees and Examiner**

The Charity's Trustees are responsible for the preparation of the Accounts. The Charity's Trustees consider that an audit is not required for this year under Section 144 of The Charities Act 2011 (The Charities Act) and that an Independent Examination is needed.

It is our responsibility to:

- examine the accounts under Section 145 of the Charities Act,
- to follow the procedures laid down in the general Directions given by the Charity Commission (under Section 145(5)(b) of the Charities Act, and
- to state whether particular matters have come to our attention.

**Basis of Independent Examiner's Statement**

Our examination was carried out in accordance with general Directions given by The Charity Commission. An examination includes a review of the accounting records kept by the Charity and a comparison of the Accounts presented with those records. It also includes consideration of any unusual items or disclosures in the Accounts, and seeking explanations from the Trustees concerning any such matters. The procedures undertaken do not provide all the evidence that would be required in an audit, and consequently no opinion is given as to whether the Accounts present a "true and fair" view and the report is limited to those matters set out in the statement below.


**Independent Examiner's Statement**

In connection with our examination, there were some matters which has come to our attention this has been dealt with via a letter to trustees, other than the letter to trustees there are no other matters: -

1. which gives us reasonable cause to believe that, in any material respect, the requirements: -  
to keep accounting record in accordance with Section 130 of the Charities Act;  
to prepare accounts which accord with the accounting records and comply with the accounting requirements of the Charities Act have not been met; or
2. to which, in our opinion, attention should be drawn in order to enable a proper understanding of the accounts to be reached.

PAB Services  
c/o 39 Fleet Street  
Aylesbury  
Bucks  
HP20 2PA

Dated: 11/01/24

  
Peter Bruce .....

**TABERNACLE MINISTRIES**

**STATEMENT OF FINANCIAL ACTIVITIES**  
**FOR THE YEAR ENDED 30 SEPTEMBER 2022**


|   | <u>Notes</u> | <u>Unrestricted<br/>Funds</u> | <u>Restricted<br/>Funds</u> | <u>Total<br/>2022</u> | <u>Total<br/>2021</u> |
|---|--------------|-------------------------------|-----------------------------|-----------------------|-----------------------|
|   |              | £                             | £                           | £                     | £                     |
| <b><u>Incoming resources from generated funds</u></b> |              |                               |                             |                       |                       |
| Donations and legacies                                | 2            | 21,336                        | -                           | 21,336                | 25,354                |
| Rental, investment and other income                   | 3            | -                             | -                           | -                     | -                     |
|   |              | <u>21,336</u>                 | <u>-</u>                    | <u>21,336</u>         | <u>25,354</u>         |
| Incoming resources from charitable activities         | 4            | 3,857                         | -                           | 3,857                 | -                     |
| <b>Total incoming resources</b>                       |              | <u><u>25,193</u></u>          | <u><u>-</u></u>             | <u><u>25,193</u></u>  | <u><u>25,354</u></u>  |
| <b><u>Resources expended</u></b>                      |              |                               |                             |                       |                       |
|   | 5            |                               |                             |                       |                       |
| <b>Charitable activities</b>                          |              |                               |                             |                       |                       |
| Church activities                                     |              | 26,712                        | -                           | 26,712                | 27,232                |
| Premises related cost                                 |              | -                             | -                           | -                     | -                     |
| <b>Total charitable expenditure</b>                   |              | <u>26,712</u>                 | <u>-</u>                    | <u>26,712</u>         | <u>27,232</u>         |
| Governance costs                                      |              | 600                           | -                           | 600                   | 750                   |
| <b>Total resources expended</b>                       |              | <u><u>27,312</u></u>          | <u><u>-</u></u>             | <u><u>27,312</u></u>  | <u><u>27,982</u></u>  |
| <b>Net surplus/loss for the year</b>                  |              |                               |                             |                       |                       |
| <b>Net movement in funds</b>                          |              | (2,119)                       |                             | (2,119)               | (2,628)               |
| Fund balances at 30 September 2021                    |              | <u>5,596</u>                  |                             | <u>5,596</u>          | <u>8224</u>           |
| Fund balances at 30 September 2022                    | 16           | 3,477                         | -                           | 3,477                 | 5,596                 |
| Adjustment Re Balance Sheet                           |              | -                             | -                           | -                     |                       |
| <b>Fund balances at 30 September 2022 Final</b>       |              | <u><u>3,477</u></u>           | <u><u>-</u></u>             | <u><u>3,477</u></u>   | <u><u>5,596</u></u>   |

**TABERNACLE MINISTRIES**

**BALANCE SHEET**  
**AS AT 30 SEPTEMBER 2022**

|   | <u>Notes</u> | <u>2022</u> |                     | <u>2021</u> |                     |
|---|--------------|-------------|---------------------|-------------|---------------------|
|   |              | £           | £                   | £           | £                   |
| <b>Fixed assets</b>   |              |             |                     |             |                     |
| Tangible assets   | 11           |             | -                   |             | -                   |
| <b>Current assets</b>                                       |              |             |                     |             |                     |
| Debtors   | 12           | 2,231       |                     | 3,160       |                     |
| Investments   | 13           |             |                     | -           |                     |
| Cash at Bank and in Hand                                    | 13           | 1,846       |                     | 3,366       |                     |
|   |              |             |                     |             |                     |
|   |              |             | <u>4,077</u>        |             | <u>6,526</u>        |
| <b>Creditors: amounts falling due within One year</b>       | 14           | (600)       |                     | (930)       |                     |
|   |              |             |                     |             |                     |
| <b>Net current assets</b>                                   |              |             | <u>3,477</u>        |             | <u>5,596</u>        |
| <b>Total assets less current liabilities</b>                |              |             | <u>3,477</u>        |             | <u>5,596</u>        |
| <b>Creditors: amounts falling due in more than One year</b> | 15           |             |                     |             |                     |
|   |              |             |                     |             |                     |
| <b>Net assets</b>   |              |             | <u><u>3,477</u></u> |             | <u><u>5,596</u></u> |
| <b>Income funds</b>   |              |             |                     |             |                     |
| Reserves B/F funds  |              |             | 5,596               | 8,224       |                     |
| Unrestricted funds Movement                                 |              |             | (2,119)             | (2,628)     |                     |
|   |              |             |                     |             |                     |
|   | 17           |             | <u><u>3,477</u></u> |             | <u><u>5,596</u></u> |

Approved by the Trustees on 16.11.2024

  
..... Chairman  
Joylette Hudson

  
..... Trustee  
Neil Martin

**TABERNACLE MINISTRIES**  
**NOTES TO THE ACCOUNTS**  
**FOR THE YEAR ENDED 30 SEPTEMBER 2022**

**1. Accounting Policies**

**1.1 Basis of preparation**

The accounts have been prepared under the historical cost convention.

The accounts have been prepared in accordance with applicable accounting standards, the Statement of Recommended Practice, "Accounting and Reporting by Charities", issued in March 2005 and The Charities Act 2011.

**1.2 Incoming resources**

Income including that gifted under the Gift Aid Scheme is taken into account when received by the Charity or notified to us by Inland Revenue. Income received in circumstances where a claim for repayment of tax has been or will be made to the Inland Revenue is shown net with tax recoverable shown separately. Any amounts of tax reclaimed and notified but not yet received from H M Revenue & Customs is shown within the Charity's debtors.

Interest and rental income are taken into account when receivable.

**1.3 Resources expended**

Expenditure is taken into account when incurred by the Charity regardless of when payment is made and is allocated to the appropriate heading in the Accounts. Grants and donations payable are taken into account at the earlier of when they are paid or become constructive obligations of the Charity.

**1.4 Tangible fixed assets and depreciation**

Tangible fixed assets other than freehold property are stated at cost or valuation less depreciation. Depreciation is provided at rates calculated to write off the cost or valuation less estimated residual value of each asset over its expected useful life, as follows:-

|                                |                         |
|--------------------------------|-------------------------|
| Fixtures, fittings & equipment | 10% - 25% on cost       |
| Motor vehicles                 | 25% on reducing balance |
| Computer & Other equipment     | 33.33% on cost          |

**Investments**

Current asset investments are stated at market value.

**1.6 Accumulated funds**

Restricted funds are subject to specific conditions by donors as to how they may be used. The purposes and uses of the restricted funds are set out in the notes to the accounts.

**1.7 Commitments for future expenditure**

Other than normal commitments under contracts of employment, there are no contractual obligations to future expenditure at the balance sheet date. Where the trustees have authorised expenditure, which is not legally enforceable or become constructive obligations, amounts are set aside into funds designated for the purpose.

**TABERNACLE MINISTRIES**  
**NOTES TO THE ACCOUNTS**  
**FOR THE YEAR ENDED 30 SEPTEMBER 2022**

**2. Donations and legacies**

|                                 | <b>2022</b>   | <b>2021</b>   |
|---------------------------------|---------------|---------------|
|                                 | <b>£</b>      | <b>£</b>      |
| Donations and gifts             | 21,336        | 25,354        |
| Premises Renovation Fundraising |               | -             |
|                                 | <b>21,336</b> | <b>25,354</b> |
|                                 | <b>21,336</b> | <b>25,354</b> |

**3. Rental and investment income**

|                                  | <b>2022</b> | <b>2021</b> |
|----------------------------------|-------------|-------------|
|                                  | <b>£</b>    | <b>£</b>    |
| Rental Income                    | -           | -           |
| Insurance Claim/Debit Card Claim | -           | -           |
| Interest received                | -           | -           |
| Refund TFL                       | -           | -           |
|                                  | -           | -           |
|                                  | -           | -           |

**4. Incoming resources from charitable activities**

|                        | <b>2022</b> | <b>2021</b> |
|------------------------|-------------|-------------|
|                        | <b>£</b>    | <b>£</b>    |
| Gift Aid tax recovered | 3,857       | -           |
| Conference Income      | -           | -           |
|                        | -           | -           |
|                        | -           | -           |

**5. Total resources expended**

|                                      | <b><u>Other costs</u></b> | <b><u>Grant Funding</u></b> | <b><u>Total 2022</u></b> | <b><u>Total 2021</u></b> |
|--------------------------------------|---------------------------|-----------------------------|--------------------------|--------------------------|
|                                      | <b>£</b>                  | <b>£</b>                    | <b>£</b>                 | <b>£</b>                 |
| <b>Charitable activities</b>         |                           |                             |                          |                          |
| <b>Church activities</b>             |                           |                             |                          |                          |
| Activities undertaken directly       | 18,384                    | -                           | 18,384                   | 27,232                   |
| Donations and gifts                  | 8,328                     | -                           | 8,328                    | -                        |
| Support costs                        | -                         | -                           | -                        | -                        |
| Total                                | <b>26,712</b>             | -                           | <b>26,712</b>            | <b>27,232</b>            |
| <b>Costs of Investments/Premises</b> |                           |                             |                          |                          |
| Improvements to Premises Spend       | -                         | -                           | -                        | -                        |
|                                      | <b>26,712</b>             | -                           | <b>26,712</b>            | <b>27,232</b>            |
| Governance costs                     | <b>600</b>                | -                           | <b>600</b>               | 750                      |
|                                      | <b>27,312</b>             | -                           | <b>27,312</b>            | <b>27,982</b>            |
|                                      | <b>27,312</b>             | -                           | <b>27,312</b>            | <b>27,982</b>            |

Governance costs includes Independent Examiner fee.

**TABERNACLE MINISTRIES**  
**NOTES TO THE ACCOUNTS**  
**FOR THE YEAR ENDED 30 SEPTEMBER 2022**

| 6. Activities undertaken directly                            | 2022          | 2021          |
|--|---------------|---------------|
|  | £             | £             |
| Other costs relating to church activities comprise: -        |               |               |
| Pastoral fees and expenses                                   | -             | -             |
| Printing & Stationary & Advertising                          | 1,792         | -             |
| Light and heat   | -             | -             |
| General Expenses   | 6,693         | -             |
| Telephone & Computer Charges, Intuit                         | 582           | -             |
| Motor expenses   | 418           | -             |
| Vanquis Bank   | -             | -             |
| Gary Williams (Gaw Design Ltd)                               | -             | -             |
| Insurance  | 541           | -             |
| Professional Fees & Other Exp (Includes Premises hire below) | 1,553         | -             |
| Bank Charges   | 40            | -             |
| Close premium Finance  | -             | -             |
| H3G  | -             | -             |
| Refreshments   | 1,716         | -             |
| E-spired   | 5,049         | -             |
|  | <b>18,384</b> | <b>27,232</b> |
|  | <b>18,384</b> | <b>27,232</b> |
| Other costs relating to Improving Building                   |               |               |
| Premises Hire  | 505           | -             |
| Professional Fees  | -             | -             |
| Architect Fees   | -             | -             |
| Building Control   | -             | -             |
|  | <b>505</b>    | <b>-</b>      |
|  | <b>505</b>    | <b>-</b>      |
| 7. Donations & Gifts   | 2022          | 2021          |
|  | £             | £             |
| Gifts: Artist, Preachers, Musicians etc                      | 8,328         | 0             |
| Grants to individuals  | -             | -             |
|  | <b>8,328</b>  | <b>0</b>      |
|  | <b>8,328</b>  | <b>0</b>      |

**TABERNACLE MINISTRIES**  
**NOTES TO THE ACCOUNTS**  
**FOR THE YEAR ENDED 30 SEPTEMBER 2022**

|           |                         |             |             |
|-----------|-------------------------|-------------|-------------|
| <b>8.</b> | <b>Support costs</b>    | <u>2022</u> | <u>2021</u> |
|           |                         | £           | £           |
|           | Administrative expenses | -           | -           |
|           | Repairs                 | -           | -           |
|           | Staff costs             | -           | -           |
|           | Depreciation            | -           | -           |
|           |                         | <u>-</u>    | <u>-</u>    |
|           |                         | <u>-</u>    | <u>-</u>    |

**9. Trustees**

The following trustees (or any persons connected with them) received either fees or remuneration or expenses or love gifts excluding mileage during the year for Pastoral or Professional/Administrative services to the church:  
 Pastor Mark Hudson received £5,698 in love gifts for year ended 30<sup>th</sup> September 2022.

**10. Employees**

**Number of employees**

The average monthly number of employees during the year was:-

|                |             |             |
|----------------|-------------|-------------|
|                | <u>2022</u> | <u>2021</u> |
|                | Number      | Number      |
| Administration | 0           | 0           |
|                | <u>0</u>    | <u>0</u>    |

There were no employees whose annual emoluments were £60,000 or more.

**11. Tangible fixed Assets**

|                             | <u>Land and<br/>buildings</u> | <u>Fixtures,<br/>fittings &amp;<br/>equipment</u> | <u>Motor<br/>vehicles</u> | <u>Total</u> |
|-----------------------------|-------------------------------|---|---------------------------|--------------|
|                             | £                             | £   | £'000s                    | £'000s       |
| <b>Cost or valuation</b>    |                               |   |                           |              |
| At 1 October 2021           | -                             | -   | -                         | -            |
| Additions                   | -                             | -   | -                         | -            |
| Disposals                   | -                             | -   | -                         | -            |
| <b>At 30 September 2022</b> | <u>-</u>                      | <u>-</u>  | <u>-</u>                  | <u>-</u>     |
| <b>Depreciation</b>         |                               |   |                           |              |
| At 1 October 2021           | -                             | -   | -                         | -            |
| Charge for the year         | -                             | -   | -                         | -            |
| Eliminated on disposal      | -                             | -   | -                         | -            |
| <b>At 30 September 2022</b> | <u>-</u>                      | <u>-</u>  | <u>-</u>                  | <u>-</u>     |
| <b>Net book value</b>       |                               |   |                           |              |
| At 30 September 2021        | -                             | -   | -                         | -            |
| At 30 September 2022        | <u>-</u>                      | <u>-</u>  | <u>-</u>                  | <u>-</u>     |

**TABERNACLE MINISTRIES**  
**NOTES TO THE ACCOUNTS**  
**FOR THE YEAR ENDED 30 SEPTEMBER 2022**

|                    |                                |                     |                     |
|--------------------|--------------------------------|---------------------|---------------------|
| <b>12. Debtors</b> |                                | <u>2022</u>         | <u>2021</u>         |
|                    |                                | £                   | £                   |
|                    | Income Tax Recoverable         | -                   | -                   |
|                    | Other Debtors                  | 2,231               | 3,160               |
|                    | Prepayments and Accrued Income |                     |                     |
|                    |                                | <u>2,231</u>        | <u>3,160</u>        |
|                    |                                | <u><u>2,231</u></u> | <u><u>3,160</u></u> |

**13. Current asset investments**  
 These comprise short term deposits.

|   |                                    |                   |                   |
|---|------------------------------------|-------------------|-------------------|
| <b>14. Creditors: amounts falling due within one year</b> |                                    | <u>2022</u>       | <u>2021</u>       |
|   |                                    | £                 | £                 |
|   | Property loans                     | -                 | -                 |
|   | Other Creditors                    | -                 | 180               |
|   | Accruals:(Independent Examination) | 600               | 750               |
|   |                                    | <u>600</u>        | <u>930</u>        |
|   |                                    | <u><u>600</u></u> | <u><u>930</u></u> |

|   |                                   |                 |                 |
|---|-----------------------------------|-----------------|-----------------|
| <b>15. Creditors: amounts falling due in more than one year</b> |                                   | <u>2022</u>     | <u>2021</u>     |
|   |                                   | £               | £               |
|   | Loans re Improvement to buildings | -               | -               |
|   |                                   | <u>-</u>        | <u>-</u>        |
|   |                                   | <u><u>-</u></u> | <u><u>-</u></u> |

**16. Restricted funds**

The income funds of the charity include restricted funds comprising the following unexpended balances of donations and grants held on trust for the specific purpose of meeting the costs of acquisition of land and buildings and other capital expenditure:-.

|                                       | <u>Balance at<br/>1 Oct 2021</u> | <u>Movement in funds</u>      |                               | <u>Balance at<br/>30 Sept 2022</u> |
|---------------------------------------|----------------------------------|-------------------------------|-------------------------------|------------------------------------|
|                                       | £                                | <u>Incoming<br/>Resources</u> | <u>Resources<br/>Expended</u> | £                                  |
| Building and capital expenditure fund | -                                | -                             | -                             | -                                  |
| Capitalised Expenditure               | -                                | -                             | -                             | -                                  |
|                                       | <u>-</u>                         | <u>-</u>                      | <u>-</u>                      | <u>-</u>                           |
|                                       | <u><u>-</u></u>                  | <u><u>-</u></u>               | <u><u>-</u></u>               | <u><u>-</u></u>                    |

**TABERNACLE MINISTRIES**  
**NOTES TO THE ACCOUNTS**  
**FOR THE YEAR ENDED 30 SEPTEMBER 2022**

**17. Analysis of net assets between funds**

|   | <b><u>Unrestricted<br/>funds</u></b> | <b><u>Restricted<br/>funds</u></b> | <b><u>Total</u></b> |
|---|--------------------------------------|------------------------------------|---------------------|
|   | £                                    | £                                  | £                   |
| Fund balances at 30 September 2022 are represented by:- |                                      |                                    |                     |
| Tangible fixed assets: Church Building                  | -                                    | -                                  | -                   |
| Current assets  | 4,077                                | -                                  | 4,077               |
| Creditors: amounts falling due within one year          | (600)                                | -                                  | (600)               |
| Creditors: amounts falling due in more than one year    | -                                    | -                                  | -                   |
|   | <b>3,477</b>                         | -                                  | <b>3,477</b>        |
|   | <b>3,477</b>                         | -                                  | <b>3,477</b>        |
|   | <b><u>Unrestricted<br/>funds</u></b> | <b><u>Restricted<br/>funds</u></b> | <b><u>Total</u></b> |
|   | £                                    | £                                  | £                   |
| Unrealised gains included above:                        |                                      |                                    |                     |
| On tangible fixed assets                                | -                                    | -                                  | -                   |
|   | -                                    | -                                  | -                   |
|   | -                                    | -                                  | -                   |
| Reconciliation of movements in unrealised gains         |                                      |                                    |                     |
| Unrealised gains at 1 October 2021                      | -                                    | -                                  | -                   |
| Revaluation in year                                     | -                                    | -                                  | -                   |
|   | -                                    | -                                  | -                   |
|   | -                                    | -                                  | -                   |
| Unrealised gains at 30 September 2022                   | -                                    | -                                  | -                   |
|   | -                                    | -                                  | -                   |

**18. Cash Flow Statement**

|   | £            |
|---|--------------|
| Opening Bank/Cash Balance                 | 3,366        |
| Increase/(decrease) in Creditors          | (330)        |
| W.I.P Fixed Asset                         | -            |
| Surplus/Deficit                           | (2,119)      |
| Decrease in Debtors                       | 929          |
| <b>Closing Bank/Cash Balance 30/09/22</b> | <b>1,846</b> |

**TABERNACLE MINISTRIES**

England & Wales - Charity number 1174775

---

# Accounts

---



## Annual Report 2020-2021

### Aim and purposes

Tabernacle Ministries aims to promote the Good News of the Gospel of Christ which is the whole mission of the church, through pastoral support, evangelism, Biblical teaching and reaching out to children and young people, through our children and youth work via a community youth club. We aim to be a community where people can find acceptance, friendship and support.

### Objective and Activities

The ministry is committed to providing an environment where people can worship freely and to become a part of the Tabernacle community. Worship takes place through our main Sunday services and in-depth Bible Study programme on Wednesday evenings. We practise worship through prayer, music and Bible study of the Holy Scriptures.

Our activities enable people to live their lives of faith through their every day lives, and the ministry supports this through:

- Worship services, where we can express our worship through music, preaching and teaching.
- Bible Studies where we learn about what it means to be a Christian.
- Bible Studies where we learn about the power of the Holy Spirit and how He empowers and equips Christians to walk in their purpose, living a life that is transformed and fulfilling.
- Pastoral support which includes counselling from a professionally qualified counsellor.
- Sunday School: teaching the next generation about the transforming love of God.
- Children's Club: providing a safe and enjoyable space to play and have fun.
- Youth Club: providing a safe space to explore hard questions in life and how to live the Christian life as a young person, with all the challenges that brings.
- Women's ministry: our women's ministry is about nurturing women and empowerment.
- Men's ministry: our men's ministry is about developing men to stand strong as men walking in Kingdom mentality and headship.

### Achievements:

This year saw the re-building in the aftermath of Covid-19, we have learnt to provide a safe and warm environment through our face-to-face ministry as well as maintaining our online presence for those who are unable, or uncertain about joining the live services. Our Sunday Worship services continued to be vibrant with people experiencing the love of God in a powerful way. People have been touched and broken lives given a sense of hope and restoration. There has been

a great enthusiasm for Bible Study and people continue to visit the ministry, and enquiries about how to become a member.



The leadership continue to work creatively to ensure a safe community where people are able to have fellowship, hear sermons and engage with Biblical teaching. We are welcoming of all and continue to see people engaging with the ministry from the local community and around the world.

Our Children and Youth Ministry has returned to face-to-face to ensure that our children and young people can engage and participate in age appropriate ways with learning about the love of God.

Current services are arranged as follows:

- First Sunday of the month is focused on the Lord's Supper.
- Third Sunday is our Children and Youth Service.
- Each Fourth Sunday afternoon we hold a session for the women and men to explore the Bible and topics of interest. We have a bring and share lunch together and it is time to develop relationships.
- Every last Saturday evening we have a monthly prayer meeting.

We held our annual Ladies Conference in July 2021 followed by our Men's Conference the following weekend. We were unable to organise an annual day trip for children and young people due to still learning how to run the ministry safely in the current circumstances.

As we return to a sense of normality, we look forward to developing the ministry to offer more to the community.



|                                       |                   |           |                        |                   |
|---------------------------------------|-------------------|-----------|------------------------|-------------------|
| Tabernacle Ministeries                |                   |           | Charity No<br>(if any) | <b>1174775</b>    |
| <b>Annual accounts for the period</b> |                   |           |                        |                   |
| Period start date                     | <b>10/01/2020</b> | <b>To</b> | Period end date        | <b>09/30/2021</b> |

## Section A Statement of financial activities

| Recommended categories by activity  | Guidance Notes | Unrestricted funds | Restricted income funds | Endowment funds | Total funds | Prior year funds |
|---|----------------|--------------------|-------------------------|-----------------|-------------|------------------|
|   |                | £                  | £                       | £               | £           | £                |
|   |                | F01                | F02                     | F03             | F04         | F05              |
| <b>Incoming resources (Note 3)</b>  |                |                    |                         |                 |             |                  |
| <b>Income and endowments from:</b>  |                |                    |                         |                 |             |                  |
| Donations and legacies  | S01            | 25,354             | -                       | -               | 25,354      | 23,627           |
| Charitable activities   | S02            | -                  | -                       | -               | -           | -                |
| Other trading activities  | S03            | -                  | -                       | -               | -           | -                |
| Investments   | S04            | -                  | -                       | -               | -           | -                |
| Separate material item of income  | S05            | -                  | -                       | -               | -           | -                |
| Other   | S06            | -                  | -                       | -               | -           | -                |
| <b>Total</b>  | S07            | 25,354             | -                       | -               | 25,354      | 23,627           |
| <b>Resources expended (Note 6)</b>  |                |                    |                         |                 |             |                  |
| <b>Expenditure on:</b>  |                |                    |                         |                 |             |                  |
| Raising funds   | S08            | 23,377             | -                       | -               | 23,377      | 14,391           |
| Charitable activities   | S09            | 21                 | -                       | -               | 21          | 1,394            |
| Separate material item of expense   | S10            | 2,587              | -                       | -               | 2,587       | 4,817            |
| Other   | S11            | 1,997              | -                       | -               | 1,997       | 3,406            |
| <b>Total</b>  | S12            | 27,982             | -                       | -               | 27,982      | 24,008           |
| <b>Net income/(expenditure) before investment gains/(losses)</b>          |                |                    |                         |                 |             |                  |
|   | S13            | (2,628)            | -                       | -               | (2,628)     | 381              |
| Net gains/(losses) on investments   | S14            | -                  | -                       | -               | -           | -                |
| <b>Net income/(expenditure) Extraordinary items</b>                       | S15            | (2,628)            | -                       | -               | (2,628)     | 381              |
| <b>Transfers between funds</b>  | S16            | -                  | -                       | -               | -           | -                |
| <b>Other recognised gains/(losses):</b>                                   | S17            | -                  | -                       | -               | -           | -                |
| Gains and losses on revaluation of fixed assets for the charity's own use | S18            | -                  | -                       | -               | -           | -                |
| Other gains/(losses)  | S19            | -                  | -                       | -               | -           | -                |
| <b>Net movement in funds</b>  | S20            | (2,628)            | -                       | -               | (2,628)     | 381              |
| <b>Reconciliation of funds:</b>   |                |                    |                         |                 |             |                  |
| Total funds brought forward   | S21            | 8,224              | -                       | -               | 8,224       | 8,605            |
| <b>Total funds carried forward</b>  | S22            | 5,596              | -                       | -               | 5,596       | 8,224            |

# Section B

# Balance sheet

|   |             | Guidance Notes | Unrestricted funds | Restricted income funds | Endowment funds |
|---|-------------|----------------|--------------------|-------------------------|-----------------|
|   |             |                | £                  | £                       | £               |
|   |             |                | F01                | F02                     | F03             |
| <b>Fixed assets</b>                                   |             |                |                    |                         |                 |
| Intangible assets                                     | (Note 15)   | B01            | -                  | -                       | -               |
| Tangible assets                                       | (Note 14)   | B02            | -                  | -                       | -               |
| Heritage assets                                       | (Note 16)   | B03            | -                  | -                       | -               |
| Investments   | (Note 17)   | B04            | -                  | -                       | -               |
| <b>Total fixed assets</b>                             |             | B05            | -                  | -                       | -               |
| <b>Current assets</b>                                 |             |                |                    |                         |                 |
| Stocks  | (Note 18)   | B06            | -                  | -                       | -               |
| Debtors   | (Note 19)   | B07            | 3,160              | -                       | -               |
| Investments   | (Note 17.4) | B08            | -                  | -                       | -               |
| Cash at bank and in hand                              | (Note 24)   | B09            | 3,366              | -                       | -               |
| <b>Total current assets</b>                           |             | B10            | 6,526              | -                       | -               |
| <b>Creditors: amounts falling due within one year</b> |             |                |                    |                         |                 |
|   | (Note 20)   | B11            | 930                | -                       | -               |
| <b>Net current assets/(liabilities)</b>               |             | B12            | 5,596              | -                       | -               |
| <b>Total assets less current liabilities</b>          |             | B13            | 5,596              | -                       | -               |
| <b>Creditors: amounts falling due after one year</b>  |             |                |                    |                         |                 |
|   | (Note 20)   | B14            | -                  | -                       | -               |
| Provisions for liabilities                            |             | B15            | -                  | -                       | -               |
| <b>Total net assets or liabilities</b>                |             | B16            | 5,596              | -                       | -               |
| <b>Funds of the Charity</b>                           |             |                |                    |                         |                 |
| Endowment funds                                       | (Note 27)   | B17            | -                  | -                       | -               |
| Restricted income funds                               | (Note 27)   | B18            | -                  | -                       | -               |
| Unrestricted funds                                    |             | B19            | 5,596              | -                       | -               |
| Revaluation reserve                                   |             | B20            | -                  | -                       | -               |
| <b>Total funds</b>                                    |             | B21            | 5,596              | -                       | -               |

Signed by one or two trustees on behalf of all the trustees

|           |         |
|-----------|---------|
| Signature | Print I |
|           |         |
|           |         |





| Total this year<br>£<br>F04 | Total last year<br>£<br>F05 |
|-----------------------------|-----------------------------|
| -                           | -                           |
| -                           | -                           |
| -                           | -                           |
| -                           | -                           |
| -                           | -                           |

|       |       |
|-------|-------|
| -     | -     |
| 3,160 | 3,150 |
| -     | -     |
| 3,366 | 6,004 |
| 6,526 | 9,154 |

|     |     |
|-----|-----|
| 930 | 930 |
|-----|-----|

|       |       |
|-------|-------|
| 5,596 | 8,224 |
|-------|-------|

|       |       |
|-------|-------|
| 5,596 | 8,224 |
|-------|-------|

|   |   |
|---|---|
| - | - |
| - | - |

|       |       |
|-------|-------|
| 5,596 | 8,224 |
|-------|-------|

|       |       |
|-------|-------|
| -     | -     |
| -     | -     |
| 5,596 | 8,224 |
| -     | -     |
| 5,596 | 8,224 |

| Name | Date of approval<br>dd/mm/yyyy |
|------|--------------------------------|
|      |                                |
|      |                                |

**Section C Notes to the accounts**

**Note 1 Basis of preparation**

*This section should be completed by all charities.*

**1.1 Basis of accounting**

These accounts have been prepared under the historical cost convention with items recognised at cost or transaction value unless otherwise stated in the relevant note(s) to these accounts.

The accounts have been prepared in accordance with:

- and with\* 

|   |
|---|
| ✓ |
|---|

 the Statement of Recommended Practice: Accounting and Reporting by Charities preparing their accounts in accordance with the Financial Reporting Standard applicable in the UK and Republic of Ireland (FRS 102) issued on 16 July 2014
- and with\* 

|   |
|---|
| ✓ |
|---|

 the Financial Reporting Standard applicable in the United Kingdom and Republic of Ireland (FRS 102)
- and with the Charities Act 2011.

The charity constitutes a public benefit entity as defined by FRS 102.\*

\* -Tick as appropriate

**1.2 Going concern**

*If there are material uncertainties related to events or conditions that cast significant doubt on the charity's ability to continue as a going concern, please provide the following details or state "Not applicable", if appropriate:*

|  |                       |
|--|-----------------------|
| An explanation as to those factors that support the conclusion that the charity is a going concern;  | <b>Not applicable</b> |
| Disclosure of any uncertainties that make the going concern assumption doubtful;   | <b>Not applicable</b> |
| Where accounts are not prepared on a going concern basis, please disclose this fact together with the basis on which the trustees prepared the accounts and the reason why the charity is not regarded as a going concern. | <b>Not applicable</b> |

**1.3 Change of accounting policy**

The accounts present a true and fair view and the accounting policies adopted are those outlined in note {2.2}.

|      |   |                        |
|------|---|------------------------|
| Yes* | ✓ | * -Tick as appropriate |
| No*  |   |                        |

*Please disclose:*

|   |                       |
|---|-----------------------|
| <b>(i) the nature of the change in accounting policy;</b>   | <b>Not applicable</b> |
| <b>(ii) the reasons why applying the new accounting policy provides more reliable and more relevant information; and</b>  |                       |
| <b>(iii) the amount of the adjustment for each line affected in the current period, each prior period presented and the aggregate amount of the adjustment relating to periods before those presented, 3.44 FRS 102 SORP.</b> |                       |

**1.4 Changes to accounting estimates**

No changes to accounting estimates have occurred in the reporting period (3.46 FRS 102 SORP).

|      |   |                        |
|------|---|------------------------|
| Yes* | ✓ | * -Tick as appropriate |
| No*  |   |                        |

*Please disclose:*

|  |  |
|--|--|
| <b>(i) the nature of any changes;</b>  |  |
| <b>(ii) the effect of the change on income and expense or assets and liabilities for the current period; and</b> |  |
| <b>(iii) where practicable, the effect of the change in one or more future periods.</b>                          |  |

**1.5 Material prior year errors**

No material prior year error have been identified in the reporting period (3.47 FRS 102 SORP).

|      |   |                        |
|------|---|------------------------|
| Yes* | ✓ | * -Tick as appropriate |
| No*  |   |                        |

*Please disclose:*

|  |  |
|--|--|
| <b>(i) the nature of the prior period error;</b>   |  |
| <b>(ii) for each prior period presented in the accounts, the amount of the correction for each account line item affected; and</b> |  |
| <b>(iii) the amount of the correction at the beginning of the earliest prior period presented in the accounts.</b>                 |  |

**Section C**

**Note 2**

**Accounting policies**

*Please complete this note when first reporting under FRS2102. presented, if all are applicable.*

**2.1 RECONCILIATION WITH PREVIOUS GOOD PRACTICE**

**Please provide a description of the nature of each change in accounting policy**

|  |
|--|
|  |
|--|

**Reconciliation of funds per previous GAAP to funds determined**

|   | <b>Start of period</b> | <b>End of period</b> |
|---|------------------------|----------------------|
|   | <b>£</b>               | <b>£</b>             |
| <b>Fund balances as previously stated</b> |                        |                      |
| <b>Adjustments:</b>                       |                        |                      |
|   |                        |                      |
|   |                        |                      |
| <b>Fund balance as restated</b>           |                        |                      |

**Reconciliation of net income/(net expenditure) per previous period**

|  | <b>End of period</b> |
|--|----------------------|
|  | <b>£</b>             |
| <b>Net income/(expenditure) as previously stated</b> |                      |
| <b>Adjustments:</b>                                  |                      |
|  |                      |
|  |                      |

**Previous period net income/(expenditure) as restated** \_\_\_\_\_

## Notes to the accounts

*Section 35 of FRS102, requires 3 reconciliations to be*

### **GENERALLY ACCEPTED ACCOUNTING**

|  |
|--|
|  |
|--|

*etermined under FRS 102*

*ous GAAP to net income/(net expenditure) under FRS*

## Note 2

## Accounting policies

**2.2 INCOME**

*This standard list of accounting policies has been applied but if a different or additional policy has been adopted then this is*

|  |  |
|--|--|
| <b>Recognition of income</b>                             | <p>These are included in the Stat</p> <ul style="list-style-type: none"> <li>• the charity becomes ent</li> <li>• it is more likely than not</li> <li>• the monetary value can</li> </ul>  |
| <b>Offsetting</b>  | <p>There has been no offsetting ( permitted by the FRS 102 SOF</p>   |
| <b>Grants and donations</b>                              | <p>Grants and donations are only criteria are met (5.10 to 5.12</p>  |
| <b>Legacies</b>  | <p>In the case of performance re that the charity has provided only occurs when the perform</p> <p>Legacies are included in the S grant of probate, the executor estate and any conditions att: charity or have been met.</p>  |
| <b>Government grants</b>                                 | <p>The charity has received gove</p>   |
| <b>Tax reclaims on donations and gifts</b>               | <p>Gift Aid receivable is included Any Gift Aid amount recovered treated as an addition to the s terms of the appeal have spe</p>  |
| <b>Contractual income and performance related grants</b> | <p>This is only included in the So services or met the performar</p>   |
| <b>Donated goods</b>                                     | <p>Donated goods are measured (exchanged) unless impractica</p> <p>The cost of any stock of good: the fair value of those gifts at receipt. In the reporting peric as an expense at the carrying</p> <p>Donated goods for resale are expected proceeds from sale from other trading activities' v sheet. On its sale the value o activities' and the proceeds fr activities'.</p> <p>Goods donated for on-going u and included in the SoFA as in</p> |

|  |  |
|--|--|
|  | Gifts in kind for use by the charity when receivable.  |
| <b>Donated services and facilities</b>               | Donated services and facilities the gift to the charity provider<br><br>Donated services and facilities with an equivalent amount recorded in the SOFA.  |
| <b>Support costs</b>                                 | The charity has incurred expenditure   |
| <b>Volunteer help</b>                                | The value of any voluntary help in the trustees' annual report.  |
| <b>Income from interest, royalties and dividends</b> | This is included in the accounts if it can be measured reliably.   |
| <b>Income from membership subscriptions</b>          | Membership subscriptions recorded in the SOFA.<br><br>Legacies.<br><br>Membership subscriptions where benefits are recognised as income from charitable activities.  |
| <b>Settlement of insurance claims</b>                | Insurance claims are only included if the criteria are met (5.10 to 5.12 in the SoFA).   |
| <b>Investment gains and losses</b>                   | This includes any realised or unrealised gain or loss resulting from the year.   |
| <b>2.3 EXPENDITURE AND LIABILITIES</b>               |  |
| <b>Liability recognition</b>                         | Liabilities are recognised where there is a constructive obligation commensurate with the obligation can be measured reliably.   |
| <b>Governance and support costs</b>                  | Support costs have been allocated to the SOFA.<br>Governance costs comprise all costs incurred in compliance with regulation and the SOFA.<br><br>Support costs include central categories on a basis consistent with the SOFA, such as floor areas, or per capita, staff costs. |
| <b>Grants with performance conditions</b>            | Where the charity gives a grant on the condition that the service or output to be provided is achieved, the recipient of the grant has provided the service or output.   |
| <b>Grants payable without performance conditions</b> | Where there are no conditions attached to the grant, the charity realistically avoid the commitment to pay the grant is recognised.  |
| <b>Redundancy cost</b>                               | The charity made no redundancy payments.   |

|   |   |
|---|---|
| <b>Deferred income</b>                          | No material item of deferred i  |
| <b>Creditors</b>                                | The charity has creditors whic discounts  |
| <b>Provisions for liabilities</b>               | A liability is measured on recc measured at the best estimat reporting date   |
| <b>Basic financial instruments</b>              | The charity accounts for basic paragraph 10.7 FRS102 SORP. 11.19, FRS102 SORP.  |
| <b>2.4 ASSETS</b>                               |   |
| <b>Tangible fixed assets for use by charity</b> | These are capitalised if they c<br><br>They are valued at cost.   |
| <b>Intangible fixed assets</b>                  | The depreciation rates and m<br>The charity has intangible fixe physical substance but are ide or legal rights. The amortisat<br><br>They are valued at cost.                                 |
| <b>Heritage assets</b>                          | The charity has heritage asse scientific, technological, geop maintained principally for the rates and methods used as di<br><br>They are valued at cost.                                     |
| <b>Investments</b>                              | Fixed asset investments in qu valued at initially at cost and end. The same treatment is a measured reliably in which ca<br><br>Investments held for resale or maturity date of less than 1 y |
| <b>Stocks and work in progress</b>              | Stocks held for sale as part of realisable value.<br><br>Goods or services provided as based on the service potentia<br><br>Work in progress is valued at                                     |
| <b>Debtors</b>                                  | Debtors (including trade debt settlement amount after any 1 they are measured at the casl   |
| <b>Current asset</b>                            | The charity has has investmei equivalents with a maturity d   |

**Current asset  
investments**

equivalents with a maturity of  
equivalents with a maturity of  
to meet short term cash comr

They are valued at fair value e

**POLICIES ADOPTED  
ADDITIONAL TO OR  
DIFFERENT FROM  
THOSE ABOVE**



by the charity except for those ticked "No" or "N/a". Where a detailed description is required, it should be provided in the box below.

Statement of Financial Activities (SoFA) when:

entitled to the resources;

that the trustees will receive the resources; and

be measured with sufficient reliability.

| Yes | No | N/a |
|-----|----|-----|
| ✓   |    |     |

of assets and liabilities, or income and expenses, unless required or permitted by FRS 102.

| Yes | No | N/a |
|-----|----|-----|
| ✓   |    |     |

is included in the SoFA when the general income recognition requirements of FRS102 SORP).

| Yes | No | N/a |
|-----|----|-----|
| ✓   |    |     |

related grants, income must only be recognised to the extent of the specified goods or services as entitlement to the grant is subject to the specified conditions are met (5.16 FRS 102 SORP).

| Yes | No | N/a |
|-----|----|-----|
|     |    | ✓   |

SoFA when receipt is probable, that is, when there has been sufficient evidence to establish that there are sufficient assets in the charity which are either within the control of the charity or held on its behalf.

| Yes | No | N/a |
|-----|----|-----|
|     |    | ✓   |

Government grants in the reporting period

| Yes | No | N/a |
|-----|----|-----|
|     |    | ✓   |

Income from a donation is considered to be part of that gift and is recognised in the same fund as the initial donation unless the donor or the charity has specified otherwise.

| Yes | No | N/a |
|-----|----|-----|
| ✓   |    |     |

Income from a SoFA once the charity has provided the related goods or services subject to the related conditions.

| Yes | No | N/a |
|-----|----|-----|
|     |    | ✓   |

measured at fair value (the amount for which the asset could be sold in the current market to do so).

| Yes | No | N/a |
|-----|----|-----|
|     |    | ✓   |

Income from stocks donated for distribution to beneficiaries is deemed to be recognised at the time of their receipt and they are recognised on the SoFA in which the stocks are distributed, they are recognised at the fair value of the stocks at distribution.

| Yes | No | N/a |
|-----|----|-----|
|     |    | ✓   |

Income from stocks measured at fair value on initial recognition, which is the fair value less the expected costs of sale, and recognised in 'Income from other trading' with the corresponding stock recognised in the balance sheet. If stock is charged against 'Income from other trading' on sale are also recognised as 'Income from other trading'.

| Yes | No | N/a |
|-----|----|-----|
|     |    | ✓   |

Income from stocks received by the charity are recognised as tangible fixed assets on the SoFA when receivable.

| Yes | No | N/a |
|-----|----|-----|
|     |    | ✓   |

arity are included in the SoFA as income from donations

| Yes | No | N/a |
|-----|----|-----|
|     |    | ✓   |

s are included in the SOFA when received at the value of  
d the value of the gift can be measured reliably.

| Yes | No | N/a |
|-----|----|-----|
|     |    | ✓   |

s that are consumed immediately are recognised as income  
cognised as an expense under the appropriate heading in

| Yes | No | N/a |
|-----|----|-----|
|     |    | ✓   |

nditure on support costs.

| Yes | No | N/a |
|-----|----|-----|
| ✓   |    |     |

elp received is not included in the accounts but is described

| Yes | No | N/a |
|-----|----|-----|
|     |    | ✓   |

ts when receipt is probable and the amount receivable can

| Yes | No | N/a |
|-----|----|-----|
|     |    | ✓   |

ceived in the nature of a gift are recognised in Donations and

| Yes | No | N/a |
|-----|----|-----|
|     |    | ✓   |

ich gives a member the right to buy services or other  
ome earned from the provision of goods and services as  
ies.

| Yes | No | N/a |
|-----|----|-----|
|     |    | ✓   |

uded in the SoFA when the general income recognition  
FRS102 SORP) and are included as an item of other income

| Yes | No | N/a |
|-----|----|-----|
|     |    | ✓   |

unrealised gains or losses on the sale of investments and  
1 revaluing investments to market value at the end of the

| Yes | No | N/a |
|-----|----|-----|
|     |    | ✓   |

re it is more likely than not that there is a legal or  
itting the charity to pay out resources and the amount of  
ad with reasonable certainty.

| Yes | No | N/a |
|-----|----|-----|
| ✓   |    |     |

ated between governance costs and other support.  
ll costs involving public accountability of the charity and its  
id good practice.

| Yes | No | N/a |
|-----|----|-----|
|     |    | ✓   |

functions and have been allocated to activity cost  
:nt with the use of resources, eg allocating property costs by  
f costs by the time spent and other costs by their usage.

| Yes | No | N/a |
|-----|----|-----|
|     |    | ✓   |

nt with conditions for its payment being a specific level of  
ed, such grants are only recognised in the SoFA once the  
ided the specified service or output.

| Yes | No | N/a |
|-----|----|-----|
|     |    | ✓   |

s attaching to the grant that enables the donor charity to  
ment, a liability for the full funding obligation must be

| Yes | No | N/a |
|-----|----|-----|
|     |    | ✓   |

ncy payments during the reporting period.

| Yes | No | N/a |
|-----|----|-----|
| ✓   |    |     |

Income has been included in the accounts.

| Yes | No | N/a |
|-----|----|-----|
| ✓   |    |     |

These are measured at settlement amounts less any trade

| Yes | No | N/a |
|-----|----|-----|
|     |    | ✓   |

Recognition at its historical cost and then subsequently  
the amount required to settle the obligation at the

| Yes | No | N/a |
|-----|----|-----|
| ✓   |    |     |

Financial instruments on initial recognition as per  
Subsequent measurement is as per paragraphs 11.17 to

| Yes | No | N/a |
|-----|----|-----|
|     |    | ✓   |

can be used for more than one year, and cost at least

| Yes | No | N/a |
|-----|----|-----|
|     |    | ✓   |

Methods used are disclosed in note 9.2.

Identifiable assets, that is, non-monetary assets that do not have  
market rates and methods used are disclosed in note 9.5

| Yes | No | N/a |
|-----|----|-----|
|     |    | ✓   |

| Yes | No | N/a |
|-----|----|-----|
|     |    | ✓   |

Assets, that is, non-monetary assets with historic, artistic,  
physical or environmental qualities that are held and  
their contribution to knowledge and culture. The depreciation  
is disclosed in note 9.6.1.4.

| Yes | No | N/a |
|-----|----|-----|
|     |    | ✓   |

| Yes | No | N/a |
|-----|----|-----|
|     |    | ✓   |

Unlisted shares, traded bonds and similar investments are  
measured subsequently at fair value (their market value) at the year  
ended. This is applied to unlisted investments unless fair value cannot be  
determined as it is measured at cost less impairment.

| Yes | No | N/a |
|-----|----|-----|
|     |    | ✓   |

Investments pending their sale and cash and cash equivalents with a  
maturity period of less than one year are treated as current asset investments

| Yes | No | N/a |
|-----|----|-----|
|     |    | ✓   |

Investments in non-charitable trade are measured at the lower of cost or net

| Yes | No | N/a |
|-----|----|-----|
|     |    | ✓   |

Investments in part of a charitable activity are measured at net realisable value  
less impairment provided by items of stock.

| Yes | No | N/a |
|-----|----|-----|
|     |    | ✓   |

Investments at cost less any foreseeable loss that is likely to occur on the contract.

| Yes | No | N/a |
|-----|----|-----|
|     |    | ✓   |

Trade receivables and loans receivable) are measured on initial recognition at  
trade discounts or amount advanced by the charity. Subsequently,  
they are measured at the amount of cash or other consideration expected to be received.

| Yes | No | N/a |
|-----|----|-----|
|     |    | ✓   |

Investments which it holds for resale or pending their sale and cash and cash  
equivalents with a maturity period of less than one year. These include cash on deposit and cash

| Yes | No | N/a |
|-----|----|-----|
|     |    |     |

|  |  |   |
|--|--|---|
|  |  | ✓ |
|--|--|---|

except where they qualify as basic financial instruments.

| Yes | No | N/a |
|-----|----|-----|
| ✓   |    |     |

---

---

## Note 3

## Analysis of income

|  |  | Unrestricted funds | Restricted income funds | Endowment funds |
|--|--|--------------------|-------------------------|-----------------|
| <b>Analysis</b>                          |  |                    |                         |                 |
| <b>Donations and legacies:</b>           | Donations and gifts  | 25,354             | -                       | -               |
|  | Gift Aid   | -                  | -                       | -               |
|  | Legacies   | -                  | -                       | -               |
|  | General grants provided by government/other charities                      | -                  | -                       | -               |
|  | Membership subscriptions and sponsorships which are in substance donations | -                  | -                       | -               |
|  | Donated goods, facilities and services                                     | -                  | -                       | -               |
|  | Other  | -                  | -                       | -               |
|  | <b>Total</b>   | 25,354             | -                       | -               |
| <b>Charitable activities:</b>            |  | -                  | -                       | -               |
|  |  | -                  | -                       | -               |
|  |  | -                  | -                       | -               |
|  | Other  | -                  | -                       | -               |
|  | <b>Total</b>   | -                  | -                       | -               |
| <b>Other trading activities:</b>         |  | -                  | -                       | -               |
|  |  | -                  | -                       | -               |
|  |  | -                  | -                       | -               |
|  | Other  | -                  | -                       | -               |
|  | <b>Total</b>   | -                  | -                       | -               |
| <b>Income from investments:</b>          | Interest income  | -                  | -                       | -               |
|  | Dividend income  | -                  | -                       | -               |
|  | Rental and leasing income  | -                  | -                       | -               |
|  | Other  | -                  | -                       | -               |
|  | <b>Total</b>   | -                  | -                       | -               |
| <b>Separate material item of income:</b> |  | -                  | -                       | -               |
|  |  | -                  | -                       | -               |
|  |  | -                  | -                       | -               |
|  |  | -                  | -                       | -               |
|  | <b>Total</b>   | -                  | -                       | -               |
| <b>Other:</b>                            | Conversion of endowment funds into income                                  | -                  | -                       | -               |
|  | Gain on disposal of a tangible fixed asset held for charity's own use      | -                  | -                       | -               |
|  | Gain on disposal of a programme related investment                         | -                  | -                       | -               |
|  |  | -                  | -                       | -               |

|   |   |   |   |
|---|---|---|---|
| Royalties from the exploitation of intellectual property rights | - | - | - |
| Other   | - | - | - |
| <b>Total</b>  | - | - | - |

**TOTAL INCOME**

|        |   |   |
|--------|---|---|
| 25,354 | - | - |
|--------|---|---|

**Other information:**

**All income in the prior year was unrestricted except for:**  
(please provide description and amounts)

|  |
|--|
|  |
|--|

**Where any endowment fund is converted into income in the reporting period, please give the reason for the conversion.**

|  |
|--|
|  |
|--|

**Within the income items above the following items are material:** (please disclose the nature, amount and any prior year amounts)

|  |
|--|
|  |
|--|

**(cont)**

| <b>Total funds<br/>£</b> | <b>Prior year<br/>£</b> |
|--------------------------|-------------------------|
| 25,354                   | 23,627                  |
| -                        | -                       |
| -                        | -                       |
| -                        | -                       |
| -                        | -                       |
| -                        | -                       |
| -                        | -                       |
| 25,354                   | 23,627                  |

|   |   |
|---|---|
| - | - |
| - | - |
| - | - |
| - | - |
| - | - |

|   |   |
|---|---|
| - | - |
| - | - |
| - | - |
| - | - |
| - | - |

|   |   |
|---|---|
| - | - |
| - | - |
| - | - |
| - | - |
| - | - |

|   |   |
|---|---|
| - | - |
| - | - |
| - | - |
| - | - |
| - | - |

|   |   |
|---|---|
| - | - |
| - | - |
| - | - |

|   |   |
|---|---|
| - | - |
| - | - |
| - | - |

|        |        |
|--------|--------|
| 25,354 | 23,627 |
|--------|--------|

|  |  |
|--|--|
|  |  |
|--|--|

|  |  |
|--|--|
|  |  |
|--|--|

|  |  |
|--|--|
|  |  |
|--|--|

**Note 4**

**Analysis of receipts of government grants**

|                           | <b>Description</b> |
|---------------------------|--------------------|
| <b>Government grant 1</b> |                    |
| <b>Government grant 2</b> |                    |
| <b>Government grant 3</b> |                    |
| <b>Other</b>              |                    |
|                           | <b>Total</b>       |

***Please provide details of any unfulfilled conditions and other contingencies attaching to grants that have been recognised in income.***

***Please give details of other forms of government assistance from which the charity has directly benefited.***

**(cont)**

| <b>This year</b> | <b>Last year</b> |
|------------------|------------------|
| <b>£</b>         | <b>£</b>         |
| -                | -                |
| -                | -                |
| -                | -                |
| -                | -                |
| -                | -                |

**Note 5****Donated goods, facilities and services****Seconded staff****Use of property****Other**

**Please provide details of the accounting policy for the recognition and valuation of donated goods, facilities and services.**

|  |
|--|
|  |
|--|

**Please provide details of any unfulfilled conditions and other contingencies attaching to resources from donated goods and services not recognised in income.**

|  |
|--|
|  |
|--|

**Please give details of other forms of other donated goods and services not recognised in the accounts, eg contribution of unpaid volunteers.**

|  |
|--|
|  |
|--|

**(cont)**

| <b>This year</b> | <b>Last year</b> |
|------------------|------------------|
| <b>£</b>         | <b>£</b>         |
| -                | -                |
| -                | -                |
| -                | -                |
| -                | -                |

## Note 6

## Analysis of expenditure

|   | Unrestricted<br>funds | Restricted<br>income<br>funds | Endowment<br>funds |
|---|-----------------------|-------------------------------|--------------------|
| <b>Analysis</b>   |                       |                               |                    |
| <b>Expenditure on raising funds:</b>                                    |                       |                               |                    |
| Incurring seeking donations   | 9,812                 | -                             | -                  |
| Incurring seeking legacies  | -                     | -                             | -                  |
| Incurring seeking grants  |                       | -                             | -                  |
| Operating membership schemes and social lotteries                       | -                     | -                             | -                  |
| Staging fundraising events  | -                     | -                             | -                  |
| Fundraising agents  | -                     | -                             | -                  |
| Operating charity shops   | -                     | -                             | -                  |
| Operating a trading company undertaking non-charitable trading activity | -                     | -                             | -                  |
| Advertising, marketing, direct mail and publicity                       | 428                   | -                             | -                  |
| Start up costs incurred in generating new source of future income       | -                     | -                             | -                  |
| Database development costs  | -                     | -                             | -                  |
| Other trading activities  |                       |                               |                    |
| Investment management costs:  | -                     | -                             | -                  |
| Portfolio management costs  | -                     | -                             | -                  |
| Cost of obtaining investment advice                                     | -                     | -                             | -                  |
| Investment administration costs   |                       | -                             | -                  |
| Intellectual property licencing costs                                   | -                     | -                             | -                  |
| Rent collection, property repairs and maintenance charges               | 13,137                | -                             | -                  |
|   | -                     | -                             | -                  |
| <b>Total expenditure on raising funds</b>                               | <b>23,377</b>         | <b>-</b>                      | <b>-</b>           |
| <b>Expenditure on charitable activities</b>                             | <b>21</b>             | <b>-</b>                      | <b>-</b>           |
|   | -                     | -                             | -                  |
|   | -                     | -                             | -                  |
|   | -                     | -                             | -                  |
| <b>Total expenditure on charitable activities</b>                       | <b>21</b>             | <b>-</b>                      | <b>-</b>           |

**Separate material item of expense**

|                        |              |          |          |
|------------------------|--------------|----------|----------|
| License Cost           |              | -        | -        |
| Computer Cost          | 461          | -        | -        |
| Motor vehicle expenses | 828          |          |          |
| Insurance              | 486          | -        | -        |
| Other costs            | 62           |          |          |
| Accountancy fees       | 750          | -        | -        |
| <b>Total</b>           | <b>2,587</b> | <b>-</b> | <b>-</b> |

**Other**

|                                |              |          |          |
|--------------------------------|--------------|----------|----------|
| Other general supplies         | 1,600        | -        | -        |
| Clothing                       | 24           | -        | -        |
| Books & Periodicals            | 100          |          |          |
| Sundry expense                 | 209          | -        | -        |
| Telephone                      | 63           | -        | -        |
| Bank charges                   | 1            | -        | -        |
| <b>Total other expenditure</b> | <b>1,997</b> | <b>-</b> | <b>-</b> |

**TOTAL EXPENDITURE**

|        |   |   |
|--------|---|---|
| 27,982 | - | - |
|--------|---|---|

**Other information:**

**Analysis of expenditure on charitable activities**

| Activity or programme | Activities undertaken directly   | Grant funding of activities | Support Costs |
|-----------------------|----------------------------------|-----------------------------|---------------|
|                       | £                                | £                           | £             |
| Activity 1            | Lease contribution               | -                           |               |
| Activity 2            | Travelling                       | -                           |               |
| Other                 | Printing, postage and stationery | -                           | 21            |
| <b>Total</b>          |                                  | -                           | 21            |

**Prior year expenditure on charitable activities can be analysed as follows:**

|  |
|--|
|  |
|--|

**Within the expenditure items above the following items are material: (please disclose the nature, amount and any prior year amounts)**

|  |
|--|
|  |
|--|

**(cont)**

| <b>Total funds<br/>£</b> | <b>Prior year<br/>£</b> |
|--------------------------|-------------------------|
| 9,812                    | 10,050                  |
| -                        | -                       |
| -                        | -                       |
| -                        | -                       |
| -                        | -                       |
| -                        | -                       |
| -                        | -                       |
| -                        | -                       |
| -                        | -                       |
| 428                      | 9                       |
| -                        | -                       |
| -                        | -                       |
| -                        | -                       |
| -                        | -                       |
| -                        | -                       |
| -                        | -                       |
| -                        | -                       |
| -                        | -                       |
| 13,137                   | 4,332                   |
| -                        | -                       |
| 23,377                   | 14,391                  |
| 21                       | 1,394                   |
| -                        | -                       |
| -                        | -                       |
| -                        | -                       |
| 21                       | 1,394                   |

|       |       |
|-------|-------|
| -     | 167   |
| 461   | 558   |
| 828   | 3,097 |
| 486   | 269   |
| 62    |       |
| 750   | 726   |
| 2,587 | 4,817 |

|       |       |
|-------|-------|
| 1,600 | 1,926 |
| 24    |       |
| 100   | 1,010 |
| 209   | 281   |
| 63    | 189   |
| 1     | -     |
| 1,997 | 3,406 |

|        |        |
|--------|--------|
| 27,982 | 24,008 |
|--------|--------|

| <b>Total this year</b> | <b>Total prior year</b> |
|------------------------|-------------------------|
| <b>£</b>               | <b>£</b>                |
| -                      |                         |
| -                      | 1,368                   |
| 21                     | 26                      |
| 21                     | 1,394                   |

|  |
|--|
|  |
|--|

|  |
|--|
|  |
|--|

**Section C****Notes to the accounts****Note 7                      Extraordinary items**

*Please explain the nature of each extraordinary item occurring in the period*

|                                 | <b>Description</b>   |
|---------------------------------|--|
| <b>Extraordinary item 1</b>     | <div style="border: 1px solid black; height: 50px;"></div> |
| <b>Extraordinary item 2</b>     | <div style="border: 1px solid black; height: 50px;"></div> |
| <b>Extraordinary item 3</b>     | <div style="border: 1px solid black; height: 50px;"></div> |
| <b>Extraordinary item 4</b>     | <div style="border: 1px solid black; height: 50px;"></div> |
| <b>Total extrordinary items</b> | <div style="border: 1px solid black; height: 50px;"></div> |

**(c)**

.

| <b>This year</b><br><b>£</b> | <b>Last year</b><br><b>£</b> |
|------------------------------|------------------------------|
| -                            | -                            |
| -                            | -                            |
| -                            | -                            |
| -                            | -                            |
| -                            | -                            |



**Section C****Notes to the accounts****Note 9 Support Costs**

*Please complete this note if the charity has analysed its expenses using activity categories and has support costs.*

| <b>Support cost (examples)</b> | <b>Raising funds<br/>£</b> | <b>Activity 1<br/>£</b> | <b>Activity 2<br/>£</b> | <b>Activity 3<br/>£</b> |
|--------------------------------|----------------------------|-------------------------|-------------------------|-------------------------|
| Governance                     | -                          | -                       |                         | -                       |
|                                | -                          | -                       |                         | -                       |
|                                | -                          | -                       |                         | -                       |
|                                | -                          | -                       |                         | -                       |
| Other                          | -                          | -                       |                         | -                       |
| <b>Total</b>                   | -                          | -                       |                         | -                       |

*Please provide details of the accounting policy adopted for the apportionment of costs between activities and any estimation techniques used to calculate their apportionment.*



| <b>Grand total</b><br><b>£</b> | <b>Basis of allocation</b> |
|--------------------------------|----------------------------|
|                                | <b>(Describe method)</b>   |
| -                              |                            |
| -                              |                            |
| -                              |                            |
| -                              |                            |
| -                              |                            |
| -                              |                            |

|  |
|--|
|  |
|--|





| <b>This year<br/>£</b> | <b>Last year<br/>£</b> |
|------------------------|------------------------|
| 0                      |                        |
| 0                      |                        |
| 0                      |                        |
| 750                    | 726                    |

**Note 11****Paid employees**

*Please complete this note if the charity has any employees.*

**11.1 Staff Costs**

|   | <b>This year<br/>£</b> |
|---|------------------------|
| Salaries and wages                          | -                      |
| Social security costs                       | -                      |
| Pension costs (defined contribution scheme) | -                      |
| Other employee benefits                     | -                      |
| <b>Total staff costs</b>                    | <b>-</b>               |

**Please provide details of expenditure on staff working for the charity whose contracts are with and are paid by a related party**

|  |
|--|
|  |
|--|

*Please give details of the number of employees whose total employee benefits (excluding pension costs) fell within each band of £10,000 from £60,000 upwards. If there are transactions, please enter 'true' in the box provided.*

**No employees received employee benefits (excluding employer pension costs) for the reporting period of more than £60,000**

|  |
|--|
|  |
|--|

| <b>Band</b>          | <b>Number of employees</b> |
|----------------------|----------------------------|
| £60,000 to £69,999   |                            |
| £70,000 to £79,999   |                            |
| £80,000 to £89,999   |                            |
| £90,000 to £99,999   |                            |
| £100,000 to £109,999 |                            |
|                      |                            |
|                      |                            |
|                      |                            |

**Please provide the total amount paid to key management personnel (includes trustees and senior management) for their services to the charity**

|  |
|--|
|  |
|--|

**11.2 Average head count in the year**

**The parts of the charity in which the employees work**

|                       | <b>This year<br/>Number</b> |
|-----------------------|-----------------------------|
| Fundraising           | -                           |
| Charitable Activities | -                           |
| Governance            | -                           |
| Other                 | -                           |

Total

**11.3 Ex-gratia payments to employees and others (excluding trustees)**

*Please complete if an ex-gratia payment is made.*

**Please explain the nature of the payment**

**Please state the legal authority or reason for making the payment**

**Please state the amount of the payment (or value of any waiver of a right to an asset)**

**11.4 Redundancy payments**

*Please complete if any redundancy or termination payment is made in the period.*

**Total amount of payment**

**The nature of the payment (cash, asset etc.)**

**The extent of redundancy funding at the balance sheet date**

**Please state the accounting policy for any redundancy or termination payments**

**(cont)**

| <b>Last year<br/>£</b> |
|------------------------|
| -                      |
| -                      |
| -                      |
| -                      |
| -                      |

|  |
|--|
|  |
|--|

***Including employer  
no such***

|  |
|--|
|  |
|--|

|  |
|--|
|  |
|  |
|  |
|  |
|  |
|  |
|  |
|  |
|  |
|  |

|  |
|--|
|  |
|--|

| <b>Last year<br/>Number</b> |
|-----------------------------|
| -                           |
| -                           |
| -                           |
| -                           |

-

**Note 12**                      **Defined contribution pension scheme or defined benefit accounted for as a defined contribution scheme.**

**12.1** *Please complete this note if a defined contribution pension scheme is operate*

**Amount of contributions recognised in the SOFA as an expense**

|  |
|--|
|  |
|--|

**Please explain the basis for allocating the liability and expense of defined contribution pension scheme between activities and between restricted and unrestricted funds.**

|  |
|--|
|  |
|--|

**12.2** *Please complete this section where the charity participates in a defined benefit is unable to ascertain its share of the underlying assets and liabilities.*

**Please confirm that although the scheme is accounted for as a defined contribution plan, it is a defined benefit plan.**

|  |
|--|
|  |
|--|

**Please provide such information as is available about the plan's surplus or deficit and the implications, if any, for the reporting charity**

|  |
|--|
|  |
|--|

**12.3** *Please complete this section where the charity participates in a multi-employe pension plan that is accounted for as a defined contribution plan.*

**Describe the extent to which the charity can be liable to the plan for other entities' obligations under the terms and conditions of the multi-employer plan**

|  |
|--|
|  |
|  |

**(cont)**

**t scheme**

**d.**

|  |
|--|
|  |
|  |
|  |

**it pension plan but**

|  |
|--|
|  |
|  |
|  |

**r defined benefit**

|  |
|--|
|  |
|  |
|  |





**Note 14****Tangible fixed assets**

*Please complete this note if the charity has any tangible fixed assets*

**14.1 Cost or valuation**

|                              | Freehold land & buildings | Other land & buildings | Plant, machinery and motor vehicles | Fixtures, fittings and equipment | Total |
|------------------------------|---------------------------|------------------------|-------------------------------------|----------------------------------|-------|
|                              | £                         | £                      | £                                   | £                                | £     |
| At the beginning of the year | -                         | -                      | -                                   | -                                | -     |
| Additions                    | -                         | -                      | -                                   | -                                | -     |
| Revaluations                 | -                         | -                      | -                                   | -                                | -     |
| Disposals                    | -                         | -                      | -                                   | -                                | -     |
| Transfers *                  | -                         | -                      | -                                   | -                                | -     |
| At end of the year           | -                         | -                      | -                                   | -                                | -     |

**14.2 Depreciation and impairments**

|                |          |          |          |          |          |
|----------------|----------|----------|----------|----------|----------|
| <b>**Basis</b> | SL or RB | SL or RB | SL or RB | SL or RB | SL or RB |
| <b>** Rate</b> |          |          |          |          |          |

|                          |   |   |   |   |   |
|--------------------------|---|---|---|---|---|
| At beginning of the year | - | - | - | - | - |
| Disposals                | - | - | - | - | - |
| Depreciation             | - | - | - | - | - |
| Impairment               | - | - | - | - | - |
| Transfers*               | - | - | - | - | - |
| At end of the year       | - | - | - | - | - |

**14.3 Net book value**

|   |   |   |   |   |   |
|---|---|---|---|---|---|
| Net book value at the beginning of the year | - | - | - | - | - |
| Net book value at the end of the year       | - | - | - | - | - |

**14.4 Impairment**

**Please provide a description of the events and circumstances that led to the recognition or reversal of an impairment loss.**

|  |
|--|
|  |
|--|

**14.5 Revaluation**

**If an accounting policy of revaluation is adopted, please provide:**

**the effective date of the revaluation**

|  |
|--|
|  |
|--|

**the name of independent valuer, if applicable**

|  |
|--|
|  |
|--|

**the methods applied and significant assumptions**

|  |
|--|
|  |
|--|

**the carrying amount that would have been recognised had the assets been carried under the cost model.**

|  |
|--|
|  |
|--|

**14.6 Other disclosures**

**(i) Please state the amount of borrowing costs, if any, capitalised in the construction of tangible fixed assets and the capitalisation rate used**

|  |
|--|
|  |
|--|

**(ii) Please provide the amount of contractual commitments for the acquisition of tangible fixed assets.**

|  |
|--|
|  |
|--|

**(iii) Details of the existence and carrying amounts of property, plant and equipment to which the charity has restricted title or that are pledged as security for liabilities.**

|  |
|--|
|  |
|--|

\* The "transfers" row is for movements between fixed asset categories.

\*\* Please indicate the method of depreciation by deleting the method not applicable (SL = straight

**(cont)**

Straight Line  
("SL") or  
Reducing  
Balance ("RB")



**Note 15 Intangible assets***Please complete this note if the charity has any intangible assets***15.1 Cost or valuation**

|                          | Research & development | Patents and trademarks | Other | Total |
|--------------------------|------------------------|------------------------|-------|-------|
|                          | £                      | £                      | £     | £     |
| At beginning of the year | -                      | -                      | -     | -     |
| Additions                | -                      | -                      | -     | -     |
| Disposals                | -                      | -                      | -     | -     |
| Revaluations             | -                      | -                      | -     | -     |
| Transfers *              | -                      | -                      | -     | -     |
| At end of the year       | -                      | -                      | -     | -     |

**15.2 Amortisation and impairments**

| **Basis | SL or RB | SL or RB | SL or RB | SL or RB | Straight Line ("SL") or Reducing Balance ("RB") |
|---------|----------|----------|----------|----------|---|
| ** Rate |          |          |          |          |   |

|                          |   |   |   |   |
|--------------------------|---|---|---|---|
| At beginning of the year | - | - | - | - |
| Disposals                | - | - | - | - |
| Amortisation             | - | - | - | - |
| Impairment               | - | - | - | - |
| Transfers*               | - | - | - | - |
| At end of year           | - | - | - | - |

**15.3 Net book value**

|   |   |   |   |   |
|---|---|---|---|---|
| Nat book value at the beginning of the year | - | - | - | - |
| Net book value at the end of the year       | - | - | - | - |

**15.4 Accounting policy***Please disclose the accounting policy for intangible fixed assets including:**Reasons for choosing amortisation rates**Policies for the recognition of any capital development*

|  |
|--|
|  |
|  |

**15.5 Impairment**

**Please provide a description of the events and circumstances that led to the recognition or reversal of an impairment loss.**

|  |
|--|
|  |
|--|

**15.6 Revaluation**

**If an accounting policy of revaluation is adopted, please provide:**

**the effective date of the revaluation**

|  |
|--|
|  |
|--|

**the name of independent valuer, if applicable**

|  |
|--|
|  |
|--|

**the methods applied**

|  |
|--|
|  |
|--|

**the carrying amount that would have been recognised had the assets been carried under the cost model.**

|  |
|--|
|  |
|--|

**15.7 Other disclosures**

**(i) If your intangible asset was acquired by way of grant, provide value on initial recognition and carrying amount of the asset.**

|  |
|--|
|  |
|--|

**(ii) Details of the carrying amounts of any intangible assets to which the charity has restricted title or that are pledged as security for liabilities.**

|  |
|--|
|  |
|--|

**(iii) Please provide the amount of contractual commitments for the acquisition of intangible assets.**

|  |
|--|
|  |
|--|

**(iv) State the amount of research and development expenditure recognised as expenditure in the year.**

|  |
|--|
|  |
|--|

**(vi) Please detail the headings in the SOFA in which a charge for amortisation of intangible assets is included.**

|  |
|--|
|  |
|--|

**(vii) For any material intangible assets, please provide a description, its carrying amount and any remaining amortisation period.**

|  |
|--|
|  |
|--|

\* The "transfers" row is for movements between fixed asset categories.

\*\* Please indicate the method of depreciation by deleting the method not applicable (SL = straight line; RB = reducing balance). Also please indicate the rate of depreciation: for straight line, what is the anticipated life of the asset (in years); for reducing balance, what is the percentage annual deduction

**Note 16** Heritage assets*Please complete this note if the charity has heritage assets***16.1 General disclosures for all charities holding heritage assets****(i) Explain the nature and scale of heritage assets held.**

|  |
|--|
|  |
|--|

**(ii) Explain the policy for the acquisition, preservation, management and disposal of heritage assets.**

|  |
|--|
|  |
|--|

**16.2 Cost or valuation**

|                          | Heritage asset<br>1<br>£ | Heritage asset<br>2<br>£ | Heritage asset<br>3<br>£ |
|--------------------------|--------------------------|--------------------------|--------------------------|
| At beginning of the year | -                        | -                        | -                        |
| Additions                | -                        | -                        | -                        |
| Disposals                | -                        | -                        | -                        |
| Revaluations             | -                        | -                        | -                        |
| Transfers *              | -                        | -                        | -                        |
| At end of the year       | -                        | -                        | -                        |

**16.3 Depreciation and impairments****\*\*Basis**

|  |  |  |  |
|--|--|--|--|
|  |  |  |  |
|--|--|--|--|

**\*\* Rate**

|  |  |  |  |
|--|--|--|--|
|  |  |  |  |
|--|--|--|--|

At beginning of the year

Disposals

Depreciation

Impairment

Transfers\*

At end of year

|   |   |   |
|---|---|---|
| - | - | - |
| - | - | - |
| - | - | - |
| - | - | - |
| - | - | - |
| - | - | - |

**16.4 Net book value**

Nat book value at the beginning of the year

Net book value at the end of the year

|   |   |   |
|---|---|---|
| - | - | - |
| - | - | - |

**16.5 Impairment**

*Please provide a description of the events and circumstances that led to the recognition or reversal of an impairment loss.*

|  |
|--|
|  |
|--|

**16.6 Revaluation**

*If an accounting policy of revaluation is adopted, please provide:*

*the effective date of the revaluation*

*the name of independent valuer, if applicable*

*qualifications of independent valuer*

*the methods applied and significant assumptions*

*any significant limitations on the valuation*

|  |
|--|
|  |
|  |
|  |
|  |
|  |

**16.7 Analysis of heritage assets by class or group distinguishing those at cost**

Carrying amount at the beginning of the period

Additions

Disposals

Depreciation/impairment

Revaluation

Carrying amount at the end of period

## 16.8 Heritage assets (where heritage assets are not recognised on the balance sheet)

(i) Explain the reason why heritage assets have not been recognised on the balance sheet.

(ii) Describe the significance and nature of heritage assets.

(iii) Disclose information that is helpful in assessing the value of heritage assets.

(iv) Explain the reason why it is not practicable to obtain a valuation of heritage assets.

|  |
|--|
|  |
|  |
|  |
|  |

## 16.9 Five year summary of heritage assets transactions

|                                    | 2015 | 2014 | 2013 |
|------------------------------------|------|------|------|
|                                    | £    | £    | £    |
| <b>Purchases</b>                   |      |      |      |
| Group A                            | -    | -    | -    |
| Group B                            | -    | -    | -    |
| Group C                            | -    | -    | -    |
| Other                              | -    | -    | -    |
| <b>Donations</b>                   |      |      |      |
| Group A                            | -    | -    | -    |
| Group B                            | -    | -    | -    |
| Group C                            | -    | -    | -    |
| Other                              | -    | -    | -    |
| <b>Total additions</b>             | -    | -    | -    |
| <b>Charge for impairment</b>       |      |      |      |
| Group A                            | -    | -    | -    |
| Group B                            | -    | -    | -    |
| Group C                            | -    | -    | -    |
| Other                              | -    | -    | -    |
| <b>Total charge for impairment</b> | -    | -    | -    |
| <b>Disposals</b>                   |      |      |      |
| Group A - carrying amount          | -    | -    | -    |
| Group B - carrying amount          | -    | -    | -    |
| Group C                            | -    | -    | -    |
| Other                              | -    | -    | -    |

**Total disposals**

|   |   |   |
|---|---|---|
| - | - | - |
|---|---|---|

**(cont)**

|  |
|--|
|  |
|  |

| <b>Heritage asset<br/>4<br/>£</b> | <b>Total<br/>£</b> |
|-----------------------------------|--------------------|
| -                                 | -                  |
| -                                 | -                  |
| -                                 | -                  |
| -                                 | -                  |
| -                                 | -                  |
| -                                 | -                  |

|  |  |   |
|--|--|---|
|  |  | Straight Line<br>("SL") or<br>Reducing<br>Balance<br>("RB") |
|  |  |   |

|   |   |
|---|---|
| - | - |
| - | - |
| - | - |
| - | - |
| - | - |
| - | - |

|   |   |
|---|---|
| - | - |
| - | - |

|  |
|--|
|  |
|--|

|  |
|--|
|  |
|  |
|  |
|  |
|  |

**and those at valuation**

| <b>At valuation<br/>Group A</b> | <b>At cost Group<br/>B</b> | <b>Total</b> |
|---------------------------------|----------------------------|--------------|
| <b>£</b>                        | <b>£</b>                   | <b>£</b>     |
| -                               | -                          | -            |
| -                               | -                          | -            |
| -                               | -                          | -            |
| -                               | -                          | -            |
| -                               | -                          | -            |
| -                               | -                          | -            |



|   |   |
|---|---|
| - | - |
|---|---|

**Note 17 Investment assets**

*Please complete this note if the charity has any investment assets.*

**17.1 Fixed assets investments (please provide for each class of investment)**

|  | Cash & cash equivalents | Listed investments | Investment properties | Social investments |
|--|-------------------------|--------------------|-----------------------|--------------------|
| Carrying (fair) value at beginning of period         | -                       | -                  | -                     | -                  |
| <b>Add:</b> additions to investments during period*  | -                       | -                  | -                     | -                  |
| <b>Less:</b> disposals at carrying value             | -                       | -                  | -                     | -                  |
| <b>Less: impairments</b>                             | -                       | -                  | -                     | -                  |
| <b>Add: Reversal of impairments</b>                  | -                       | -                  | -                     | -                  |
| <b>Add/(deduct):</b> transfer in/(out) in the period | -                       | -                  | -                     | -                  |
| <b>Add/(deduct):</b> net gain/(loss) on revaluation  | -                       | -                  | -                     | -                  |
| Carrying (fair) value at end of year                 | -                       | -                  | -                     | -                  |

**\*Please specify additions resulting from acquisitions through business combinations, if any.**

|  |
|--|
|  |
|--|

*Please note that Fair Value in this context is the amount for which an asset could be knowlegable and willing parties in an arm's length transaction. For traded securities value of the security quoted on the London Stock Exchange Daily Official List or equi assets where there is no market price on a traded market, it is the trustees' or value fair value.*

**17.2 Please provide a breakdown of investments shown above agreeing with balance sheet row B04 differentiating between those held at fair value and th at cost less impairment.**

**Analysis of investments**

**Cash or cash equivalents**

**Listed investments**

|  | Fair value at year end |
|--|------------------------|
|  | £                      |
|  | -                      |
|  | -                      |

|  |   |
|--|---|
| <b>Investment properties</b>                                     | - |
| <b>Social investments</b>  | - |
| <b>Other investments</b>   | - |
| <b>Total</b>   | - |
| <b>Grand total (Fair value at year end+Cost less impairment)</b> |   |

**17.3 If your charity holds investment properties, please complete the following**

|  |  |
|--|--|
| <b>(i) Explain the methods and significant assumptions in determining the fair value of investment property held by the charity</b>                              |  |
| <b>(ii) Name or independent valuer, if applicable, and relevant qualifications</b>   |  |
| <b>(iii) Provide details of any restrictions on the ability to realise investment property or on the remittance of income or disposal proceeds</b>               |  |
| <b>(iv) Explain any contractual obligations for the purchase, construction or development of investment property or for repairs, maintenance or enhancements</b> |  |

**17.4 Please provide a breakdown of current asset investments, if applicable, balance sheet.**

**Analysis of current asset investments**

- Cash or cash equivalents
- Listed investments
- Investment properties
- Social investments
- Other investments
- Total

| This year |
|-----------|
| £         |
| -         |
| -         |
| -         |
| -         |
| -         |
| -         |
| -         |

**17.5 Guarantees**

**Please provide details and amount of any guarantee made to or on behalf of a third party**

**Name of the entity or entities benefitting from those guarantees**

**Please explain how the guarantee furthers the charity's aims**

|  |  |
|--|--|
|  |  |
|  |  |
|  |  |

**17.6 Concessionary loans**

**Amount of concessionary loans made (*Multiple loans made may be disclosed in aggregate provided that such aggregation does not obscure significant information*).**

**Amount of concessionary loans received (*Multiple loans received may be disclosed in aggregate provided that such aggregation does not obscure significant information*).**

| Description  |
|--------------|
|              |
|              |
|              |
|              |
| <b>Total</b> |
|              |
| Description  |
|              |
|              |
|              |
| <b>Total</b> |

**Terms and conditions eg interest rate, security provided**

**Value of any concessionary loans which have been committed but not taken up at the reporting date**

**Amounts payable within 1 year**

**Amounts payable after more than 1 year**

**Amounts receivable within 1 year**

**Amounts receivable after more than 1 year**

### **17.7 Additional information**

**Please provide information about the significance of investments to the charity's financial position or performance eg. terms and conditions of loans or the use of hedging to manage financial risk.**

**For all investments measured at fair value, the basis for determining the value, including any assumptions applied when using a valuation technique.**

**Where a charity has provided financial assets as a form of security, the carrying amount of the financial asset pledged as security and the terms and conditions relating to its pledge.**

**(cont)**

| <b>Other</b> | <b>Total</b> |
|--------------|--------------|
| -            | -            |
| -            | -            |
| -            | -            |
| -            | -            |
| -            | -            |
| -            | -            |
| -            | -            |
| -            | -            |
| -            | -            |

|  |
|--|
|  |
|--|

***exchanged between  
s, the fair value is the  
ivalent. For other  
ers' best estimate of***

**the  
ose held**

|                             |
|-----------------------------|
|                             |
| <b>Cost less impairment</b> |
| <b>£</b>                    |
| -                           |
| -                           |

|  |   |
|--|---|
|  | - |
|  | - |
|  | - |
|  | - |
|  |   |
|  |   |

**ig note:**

|  |
|--|
|  |
|  |
|  |
|  |
|  |

**agreeing with the**

|                  |
|------------------|
| <b>Last year</b> |
| <b>£</b>         |
| -                |
| -                |
| -                |
| -                |
| -                |
| -                |
| -                |

|  |
|--|
|  |
|  |
|  |

|  | <b>This year £</b> | <b>Last year £</b> |
|--|--------------------|--------------------|
|  |                    |                    |
|  |                    |                    |
|  |                    |                    |
|  |                    |                    |
|  |                    |                    |

|  | <b>This year £</b> | <b>Last year £</b> |
|--|--------------------|--------------------|
|  |                    |                    |
|  |                    |                    |
|  |                    |                    |
|  |                    |                    |



**Section C**

**Notes to the accounts**

**Note 18 Stocks**

*Please complete this note if the charity holds any stock items*

**18.1 Please state the carrying amount of stock and work in progress analysed by activities.**

|                                  | Stock            |            | Donated goods    |            |
|----------------------------------|------------------|------------|------------------|------------|
|                                  | For distribution | For resale | For distribution | For resale |
|                                  | £                | £          | £                | £          |
| <b>Charitable activities:</b>    |                  |            |                  |            |
| <i>Opening</i>                   | -                | -          | -                | -          |
| <i>Added in period</i>           | -                | -          | -                | -          |
| <i>Expensed in period</i>        | -                | -          | -                | -          |
| <i>Impaired</i>                  | -                | -          | -                | -          |
| <i>Closing</i>                   | -                | -          | -                | -          |
|                                  |                  |            |                  |            |
| <b>Other trading activities:</b> |                  |            |                  |            |
| <i>Opening</i>                   | -                | -          | -                | -          |
| <i>Added in period</i>           | -                | -          | -                | -          |
| <i>Expensed in period</i>        | -                | -          | -                | -          |
| <i>Impaired</i>                  | -                | -          | -                | -          |
| <i>Closing</i>                   | -                | -          | -                | -          |
|                                  |                  |            |                  |            |
| <b>Other:</b>                    |                  |            |                  |            |
| <i>Opening</i>                   | -                | -          | -                | -          |
| <i>Added in period</i>           | -                | -          | -                | -          |
| <i>Expensed in period</i>        | -                | -          | -                | -          |
| <i>Impaired</i>                  | -                | -          | -                | -          |
| <i>Closing</i>                   | -                | -          | -                | -          |
| <b>Total this year</b>           | -                | -          | -                | -          |
| <b>Total previous year</b>       | -                | -          | -                | -          |

**18.2 Please specify the carrying amount of any stocks pledged as security for liabilities**

|  |
|--|
|  |
|--|





**Section C****Notes to the accounts****Note 19 Debtors and prepayments**

*Please complete this note if the charity has any debtors or prepayments.*

**19.1 Analysis of debtors**

Trade debtors

Prepayments and accrued income

Other debtors

**Total**

*Please complete 19.2 where a material debtor is recoverable more than a year*

**19.2 Analysis of debtors recoverable in more than 1 year (included in debtors)**

Trade debtors

Prepayments and accrued income

Other debtors

**Total**

**(cont)**

| <b>This year</b> | <b>Last year</b> |
|------------------|------------------|
| <b>£</b>         | <b>£</b>         |
| -                | -                |
| -                | -                |
| 3,160            | 3,000            |
| 3,160            | 3,000            |

*after the reporting date.*

*s above)*

| <b>This year</b> | <b>Last year</b> |
|------------------|------------------|
| <b>£</b>         | <b>£</b>         |
| -                | -                |
| -                | -                |
| -                | -                |
| -                | -                |
| -                | -                |

**Section C****Notes to the accounts****Note 20****Creditors and accruals**

*Please complete this note if the charity has any creditors or accruals.*

**20.1 Analysis of creditors**

|  | Amounts falling due within one year |                |
|--|-------------------------------------|----------------|
|  | This year<br>£                      | Last year<br>£ |
| Accruals for grants payable  | -                                   | -              |
| Bank loans and overdrafts  | -                                   | -              |
| Trade creditors  | -                                   | -              |
| Payments received on account for contracts or performance-related grants | -                                   | -              |
| Accruals and deferred income   | 930                                 | 930            |
| Taxation and social security   | -                                   | -              |
| Other creditors  | -                                   | -              |
| <b>Total</b>   | <b>930</b>                          | <b>930</b>     |

**20.2 Deferred income**

*Please complete this note if the charity has deferred income.*

*Please explain the reasons why income is deferred.*

**Movement in deferred income account**

**Balance at the start of the reporting period**

**Amounts added in current period**

**Amounts released to income from previous periods**

**Balance at the end of the reporting period**

**(cont)**

| <b>Amounts falling due after more than one year</b> |                        |
|---|------------------------|
| <b>This year<br/>£</b>                              | <b>Last year<br/>£</b> |
| -   | -                      |
| -   | -                      |
| -   | -                      |
| -   | -                      |
| -   | -                      |
| -   | -                      |
| -   | -                      |
| -   | -                      |
| -   | -                      |

|  |
|--|
|  |
|--|

| <b>This year<br/>£</b> | <b>Last year<br/>£</b> |
|------------------------|------------------------|
| -                      | -                      |
| -                      | -                      |
| -                      | -                      |
| -                      | -                      |

**Note 21 Provisions for liabilities and charges**

*Please complete this note if you have included in charity expenditure any provision made when the charity has a liability of uncertain timing or amount.*

**21.1 Please provide:**

- a brief description of any obligations on the balance sheet and the expected amount and timing of resulting payments;
- an indication of the uncertainties about the amount or timing of those outflows; and
- the amount of any expected reimbursement, stating the amount of any asset that has been recognised for that expected reimbursement.

|  |
|--|
|  |
|  |
|  |

**21.2 Movements in recognised provisions and funding commitment during the**

|  |
|--|
| <b>Balance at the start of the reporting period</b>                |
| <b>Amounts added in current period</b>                             |
| <b>Amounts charged against the provision in the current period</b> |
| <b>Unused amounts reversed during the period</b>                   |
| <b>Balance at the end of the reporting period</b>                  |

**21.3 For any funding commitment that is not recognised as a liability or provision, provide details of commitment made, the time frame of that commitment, any performance-related conditions and details of how the commitment will be funded (with contracts for capital expenditure separately identified).**

|  |
|--|
|  |
|--|

**21.4 Where unrestricted funds have been designated to a fund commitment, please disclose the nature of any amounts designated and the likely timing of that expenditure.**

|  |
|--|
|  |
|--|

**(cont)**

*visions. A provision is*

|  |
|--|
|  |
|  |
|  |
|  |

**period**

| <b>This year<br/>£</b> | <b>Last year<br/>£</b> |
|------------------------|------------------------|
| -                      | -                      |
| -                      | -                      |
| -                      | -                      |
| -                      | -                      |
| -                      | -                      |

|  |
|--|
|  |
|  |
|  |

|  |
|--|
|  |
|  |
|  |

**Note 22 Other disclosures for debtors, creditors and other basic financial instruments**


**22.1 Please provide information about the significance of financial instruments (eg. debtors, creditors, investments etc) to the charity's financial position or performance, for example, the terms and conditions of loans or the use of hedging to manage financial risk.**

**22.2 If the charity has provided financial assets as a form of security, the carrying amount of the financial assets pledged as security and the terms and conditions related to its pledge should be given here.**

|  |
|--|
|  |
|  |

**(cont)**

**ial instruments**



**Note 23 Contingent liabilities and contingent assets**

**23.1 Contingent liabilities**

Where the charity has contingent liabilities, please complete the following section where the possibility of their existence is remote.

| Description of item including its legal nature.<br>Please describe any security provided in connection to the liability. | Estimate of financial impact |
|--|------------------------------|
|  |                              |
|  |                              |
|  |                              |
|  |                              |

**23.2 Contingent assets**

Where the charity has contingent assets, please complete the following section where the possibility of their existence is probable

| Description of item | Estimate of financial impact |
|---------------------|------------------------------|
|                     |                              |
|                     |                              |
|                     |                              |
|                     |                              |

**23.4 Other disclosures for contingent assets and/or liabilities**

Please provide the following information where practicable:

Explain any uncertainties relating to the amount or timing of settlement; and the possibility of any reimbursement

Where it is not practical to make one or more of these disclosures, please state this fact

|  |
|--|
|  |
|  |

**(cont)**

**ction unless the**

**nancial effect**

|  |
|--|
|  |
|  |
|  |
|  |
|  |
|  |

**n when their existence is**

**nancial effect**

|  |
|--|
|  |
|  |
|  |
|  |
|  |

|  |
|--|
|  |
|  |
|  |

**Section C****Notes to the accounts****Note 24****Cash at bank and in hand**

|   |  |
|---|--|
| <b>Short term cash investments (less than 3 months maturity date)</b> |  |
| <b>Short term deposits</b>  |  |
| <b>Cash at bank and on hand</b>                                       |  |
| <b>Other</b>  |  |
| <b>Total</b>  |  |

**(cont)**

| <b>This year<br/>£</b> | <b>Last year<br/>£</b> |
|------------------------|------------------------|
| -                      | -                      |
| -                      | -                      |
| 3,366                  | 6,004                  |
| -                      | -                      |
| 3,366                  | 6,004                  |

**Note 25 Fair value of assets and liabilities**

**25.1 Please provide details of the charity's exposure to credit risk (the risk of incurring a loss due to a debtor not paying what is owed) , liquidity risk (the risk of not being able to meet short term financial demands) and market risk (the risk that the value of an investment will fall due to changes in the market) arising from financial instruments to which the charity is exposed at the end of the reporting period and explain how the charity manages those risks.**

|  |
|--|
|  |
|--|

**25.2 Please give details of the amount of change in the fair value of basic financial instruments (debtors, creditors, investments (see section 11, FRS 102 SORP)) measured at fair value through the SoFA that is attributable to changes in credit risk.**

|  |
|--|
|  |
|--|

**(cont)**

|  |
|--|
|  |
|  |
|  |
|  |

**Section C**

**Notes to the accounts**

**Note 26**

**Events after the end of the reporting period**

*Please complete this note events (not requiring adjustment to the accounts) h  
the end of the reporting period but before the accounts are authorised which i  
that arose after the end of the reporting period.*

**Please provide details of the nature of the event**

**Provide an estimate of the financial effect of the  
event or a statement that such an estimate cannot  
be made**

**(cont)**

*ave occurred after  
relate to conditions*

|  |
|--|
|  |
|--|

|  |
|--|
|  |
|--|

**Note 27** Charity funds**27.1 Details of material funds held and movements during the CURRENT reporting period**

*Please give details of the movements of material individual funds in the reporting period together with a balancing figure if figure below should reconcile to 'Total funds' in the balance sheet.*

*\* Key: PE - permanent endowment funds; EE - expendible endowment funds; R - restricted income funds, including special trusts; UR - unrestricted funds*

| <b>Fund names</b>  | <b>Type PE, EE<br/>R or UR *</b> | <b>Purpose and Restrictions</b> | <b>Fund<br/>balances<br/>brought<br/>forward<br/>£</b> | <b>Income<br/>£</b> | <b>Expenditure<br/>£</b> |
|--------------------|----------------------------------|---------------------------------|--|---------------------|--------------------------|
|                    |                                  |                                 | -  | -                   | -                        |
|                    |                                  |                                 | -  | -                   | -                        |
|                    |                                  |                                 | -  | -                   | -                        |
|                    |                                  |                                 | -  | -                   | -                        |
|                    |                                  |                                 | -  | -                   | -                        |
|                    |                                  |                                 | -  | -                   | -                        |
|                    |                                  |                                 | -  | -                   | -                        |
|                    |                                  |                                 | -  | -                   | -                        |
|                    |                                  |                                 | -  | -                   | -                        |
|                    |                                  |                                 | -  | -                   | -                        |
| <b>Other funds</b> | <b>N/a</b>                       | <b>N/a</b>                      | -  | -                   | -                        |
|                    |                                  | <b>Total Funds</b>              | -  | -                   | -                        |



**Note 27 Charity funds (cont)**
**27.2 Details of material funds held and movements during the PREVIOUS reporting period**

*Please give details of the movements of material individual funds in the reporting period together with a balancing figure if figure below should reconcile to 'Total funds' in the balance sheet.*

*\* Key: PE - permanent endowment funds; EE - expendible endowment funds; R - restricted income funds, including special trusts; UR - unrestricted funds*

| <b>Fund names</b>  | <b>Type PE, EE<br/>R or UR *</b> | <b>Purpose and Restrictions</b> | <b>Fund<br/>balances<br/>brought<br/>forward<br/>£</b> | <b>Income<br/>£</b> | <b>Expenditure<br/>£</b> |
|--------------------|----------------------------------|---------------------------------|--|---------------------|--------------------------|
|                    |                                  |                                 | -  | -                   | -                        |
|                    |                                  |                                 | -  | -                   | -                        |
|                    |                                  |                                 | -  | -                   | -                        |
|                    |                                  |                                 | -  | -                   | -                        |
|                    |                                  |                                 | -  | -                   | -                        |
|                    |                                  |                                 | -  | -                   | -                        |
|                    |                                  |                                 | -  | -                   | -                        |
|                    |                                  |                                 | -  | -                   | -                        |
|                    |                                  |                                 | -  | -                   | -                        |
|                    |                                  |                                 | -  | -                   | -                        |
| <b>Other funds</b> | <b>N/a</b>                       | <b>N/a</b>                      | -  | -                   | -                        |
|                    |                                  | <b>Total Funds</b>              | -  | -                   | -                        |



**Section C****Notes to the accounts****Note 27****Charity funds (cont)****27.3 Transfers between funds**

|  | <b>Reason for transfer and where endowment is con<br/>income, legal power for its conversion</b> |
|--|--|
| Between unrestricted and<br>restricted funds |  |
| Between endowment and<br>restricted funds    |  |
| Between endowment and<br>unrestricted funds  |  |
|  |  |

**27.4 Designated funds**

| <b>Planned use</b> | <b>Purpose of the designation</b> |
|--------------------|-----------------------------------|
|                    |                                   |
|                    |                                   |
|                    |                                   |
|                    |                                   |
|                    |                                   |
|                    |                                   |

**(cont)**

| <b>verted to</b> | <b>Amount</b> |
|------------------|---------------|
|                  |               |
|                  |               |
|                  |               |
|                  |               |

|  | <b>Amount</b> |
|--|---------------|
|  |               |
|  |               |
|  |               |
|  |               |
|  |               |
|  |               |

## Note 28

## Transactions with trustees and related parties

*If the charity has any transactions with related parties (other than the trustee expenses) details of such transactions should be provided in this note. If there are no transactions to report, please enter "False" in the box or "False" if there are transactions to report.*

## 28.1 Trustee remuneration and benefits

None of the trustees have been paid any remuneration or received any other benefits in connection with their employment with their charity or a related entity (True or False)

*In the period the charity has paid trustees remuneration and benefits. Please give the details of any remuneration or other benefits paid to a trustee by the charity or any institution in the period.*

| Name of trustee | Legal authority (eg order, governing document) | Amounts paid |                      |
|-----------------|--|--------------|----------------------|
|                 |  | This year    |                      |
|                 |  | Remuneration | Pension contribution |
|                 |  | £            | £                    |
|                 |  |              |                      |
|                 |  |              |                      |
|                 |  |              |                      |
|                 |  |              |                      |

*Please give details of why remuneration or other benefits were paid.*

*Where an ex gratia payment has been made to a trustee, provide an explanation of the nature of the payment.*

## 28.2 Trustees' expenses

*If the charity has paid trustees expenses for fulfilling their duties, details of such transactions should be provided in this note. If there are no transactions to report, please enter "True" in the box below. If there are transactions to report, please enter "False".*

No trustee expenses have been incurred (True or False)

| Type of expenses reimbursed | This year |
|-----------------------------|-----------|
|                             |           |

|                         |  |
|-------------------------|--|
| Travel                  |  |
| Subsistence             |  |
| Accommodation           |  |
| Other (please specify): |  |
|                         |  |
| <b>TOTAL</b>            |  |

Please provide the number of trustees reimbursed for expenses or who had expenses paid by the charity

### 28.3 Transaction(s) with related parties

*Please give details of any transaction undertaken by (or on behalf of) the charity in w/ interest, including where funds have been held as agent for related parties. If there a enter 'true' in the box provided.*

There have been no related party transactions in the reporting period (True or False)

| Name of the trustee or related party | Relationship to charity | Description of the transaction(s) | Amount | Balance at period end |
|--------------------------------------|-------------------------|-----------------------------------|--------|-----------------------|
|                                      |                         |                                   | £      | £                     |
|                                      |                         |                                   |        |                       |
|                                      |                         |                                   |        |                       |
|                                      |                         |                                   |        |                       |
|                                      |                         |                                   |        |                       |

*In relation to the transactions above, please provide the terms and conditions, including any security and the nature of any payment (consideration) to be provided in settlement.*

*For any related party, please provide details of any guarantees given or received.*

**(cont)**

*ses explained in guidance notes)  
ns to report, please enter "True"*

from an

*e amount of, and legal authority  
ion or company connected with it.*

| <b>aid or benefit value</b>  |                  |              |
|--|------------------|--------------|
| <b>ear</b>   | <b>Last year</b> |              |
| <b>Redundancy<br/>(including<br/>loss of<br/>office)/ex<br/>gratia</b> | <b>Other</b>     | <b>TOTAL</b> |
|  | <b>£</b>         | <b>£</b>     |
|  |                  |              |
|  |                  |              |
|  |                  |              |
|  |                  |              |
|  |                  |              |

*nsactions should be provided in  
If there are transactions to*

| <b>year</b> | <b>Last year</b> |
|-------------|------------------|
| <b>£</b>    | <b>£</b>         |
|             |                  |

|  |  |
|--|--|
|  |  |
|  |  |
|  |  |
|  |  |
|  |  |
|  |  |

|  |
|--|
|  |
|--|

**which a related party has a material  
are no such transactions, please**

|  |
|--|
|  |
|--|

| <b>Provision for bad debts at period end</b> | <b>Amounts written off during reporting period</b> |
|--|--|
| <b>£</b>                                     | <b>£</b>   |
|  |  |
|  |  |
|  |  |
|  |  |

|  |
|--|
|  |
|--|

|  |
|--|
|  |
|--|

## Note 29

## Additional Disclosures

The following are significant matters which are not covered in other notes and need to be included to provide a proper understanding of the accounts. If there is insufficient room here, please add a separate sheet.

Included in debtors is an amount of £3,000 lent to a business operated by the trustees. This loan was offered and taken to protect the business from failure, which could have resulted in 14 paid employees losing their jobs. The debt was per and agreement with the Community Interest Company whereby a £20,000 facility was in place.

5<sup>th</sup> June 2022

To whom it may concern:

**1174775 TABERNACLE MINISTRIES**

We have carried out an independent review of the record keeping and financial statements for the above charity for the year ended in 2021. In our opinion they represent accurately the financial position of the charity.

We carried this review out as accountants but not as Registered Auditors.

Should there be any queries with regards to the accounts, please contact me directly.

Charles Walker

Senior Partner.

TaxAssist Accountants Franchises are owned and operated under licence.

**Bedford**

**P** 73a Tavistock Street  
Bedford  
MK40 2RR  
**T** 01234 331 777  
**E** bedford@taxassist.co.uk  
Charles Walker Associates (Beds) LTD

**Huntingdon & St. Neots**

**P** 129 High Street  
Huntingdon  
PE29 3NE  
**T** 01480 592 001  
**E** huntingdon@taxassist.co.uk  
Charles Walker Associates (Hunts) LTD

**Northampton Central**

**P** Suite 6, Beckett House  
14 Billing Road  
Northampton NN1 5AW  
**T** 01604 356040  
**E** northampton-central@taxassist.co.uk  
Charles Walker Associates (Nptn) LTD