



Part of the  
Baptist family

## Epsom Baptist Church CIO

### Trustees' Annual Report for 2023

Epsom Baptist Church is a Charitable Incorporated Organisation (CIO) registered with the Charity Commission on 14<sup>th</sup> July 2017. Epsom Baptist Church is also known as Epsom Church. The public address details displayed on the Register of Charities are correct. The address at the foot of this page is the same address that we use as our Charity's administrative headquarters. Our CIO is a subsidiary body of Baptists Together (formerly the Baptist Union of GB). All our Charity's members, as well as Trustees, are entitled to vote under our governance document. Excluding Trustees, about 20 Church volunteers carried out charitable activities on behalf of the CIO in the UK.

The purpose of Epsom Baptist Church CIO is the advancement of the Christian Faith according to the principles of the Baptist denomination. In addition, the Church may also advance education and carry out other charitable purposes in the United Kingdom and / or other parts of the world. We continue to work in close cooperation with other local Churches through Churches Together in Epsom (CTiE).

The Trustees in post during 2023 were: Mike Thornton (Minister and Chair), Handley Hammond (Church Secretary), David Waddell (Church Treasurer), Stewart Bowman (from the AGM), Wendy Gonzalez Criollo, Mike Parker (until the AGM), Ewen Mackay (from the AGM) and XX – Trustee with dispensation.

The Trustees are responsible for safeguarding the finances and property owned by Epsom Baptist Church CIO.

There were three Ordinary Church Members' Meetings during 2023, one incorporating the Annual General Meeting (AGM). They were held on 20<sup>th</sup> March 2023, November 5<sup>th</sup>, and the AGM on 27<sup>th</sup> November 2023.

Our Minister, Mike Thornton, was appointed Moderator in late 2023 for London Baptists (formerly London Baptist Association). His role is to Chair the Board of Directors for London and represent London Baptists nationally.

Numbers attending have been fairly consistent over the year and have recovered somewhat since the lockdowns. During the year we welcomed two new members into formal membership and several others have joined the congregation. The total membership at the end of 2023 was 59.

In addition to supporting partners through BMS World Mission and the Baptist Union Home Mission Fund, we provided support for the work of Vision Peoples in Mission UK Trust (registered Charity number 1113819) helping Kenyans who are disadvantaged and poverty stricken, by meeting their practical, medical and spiritual needs, International Needs (registered Charity number 1175526) and Spinnaker Trust (registered Charity 1111351). We also supported the work of Dnipro Hope Mission (registered Charity number 1177504) in Ukraine, including the gifting of finance for them to buy a second minibus to provide needed supplies to people near the frontline.

We have been running our toddler group, Giggles, on Thursday mornings during term time, offering a range of activities for young children and providing a welcoming space for their parents and carers.

Lisa Bell, our youth worker, continued supporting Spinnaker Trust (registered Charity 1111351) and schools' ministry. Our Minister, Mike Thornton, continued to work part-time for the Chaplaincy team at Epsom & St. Helier University Hospitals Trust.

Much of our income is through regular giving of Members. This is augmented by rental income through letting the manse, and through hiring out of the Church Hall and car park. A contactless payment device is now available to support giving during our services.

No building project is currently being considered. Instead, we have decided to upgrade the attractiveness of the existing buildings and site. In 2023 the Borough Council published plans to build a large number of residences in the areas around the Church. So, we are very aware that we need to reconsider how best we can improve our service to the growing nearby community.

In the opinion of the Trustees, the Church is financially sound and has adequate resources to finance its operations for the foreseeable future. However, expenditure still exceeds income and the present substantial reserves are declining.

At the end of 2023, in addition to the minister and Youth Worker, the Church employed an Office Administrator. No employee has received more than £60K during this reporting period. The total amount spent on the employee payroll was £70,585.54 (wages & salaries, £53,721.7, and pension contributions £16,863.84). None of our staff work on behalf of our Charity outside the UK.

All members providing services for children have obtained the required levels of DBS checks. There were no serious incidents during 2023 that needed to be reported to the Commission.

Handley Hammond  
Church Secretary

August 2024

---

**EPSOM BAPTIST CHURCH CIO**  
**FINANCIAL STATEMENT FOR THE QUARTER ENDED 31ST DECEMBER 2023**

**GENERAL RECEIPTS AND PAYMENTS ACCOUNT**

	<i>Note</i>	<b>2023</b>	<b>2022</b>
<b>Receipts</b>			
Regular giving		48257	44674
Other gifts and donations including SumUp	3	3787	2309
Gift Aid		10019	9618
Interest on bank deposits		3227	2165
Rents and contributions for use of premises		61538	56147
Insurance settlements		0	0
HMRC Job Retention Scheme grant		0	0
Targeted collections for other causes (excludes SumUp)	2	4716	2122
Error Corrections		2913	3042
		<u>134457</u>	<u>120076</u>
<b>Payments</b>			
Ministry	4	98773	94872
Mission	5	20113	9875
Upkeep of church premises and equipment	6	11582	14780
Administration	7	13357	12834
Error Corrections		1879	3053
		<u>145704</u>	<u>135414</u>
<b>Operating Surplus/Loss for the Year</b>		-11247	-15338
Investment expenditure (equities)		-19200	-19200
<b>Total Surplus/Loss for the Year</b>		<u>-30447</u>	<u>-34538</u>
<b>Balance brought forward 1st January 2023</b>		120185	154723
<b>Balance carried forward 31st December 2023</b>		<u>89738</u>	<u>120185</u>

**STATEMENT OF ASSETS AND LIABILITIES AT 31ST MARCH 2023**

	<b>2023</b>	<b>2022</b>
<b>ASSETS</b>		
Bank balances	<u>89738</u>	<u>120185</u>
<b>REPRESENTING BALANCE ON THE FOLLOWING ACCOUNTS</b>		
General account	49738	80185
New church building fund	40000	40000
	<u>89738</u>	<u>120185</u>
Other monetary assets - Gift Aid recoverable	19288	9727
Non-monetary assets held for Church's own use	8 <u>2380377</u>	<u>2357509</u>

**The accounts and statement of assets and liabilities set out on pages 1 & 2 relating to the year ending 31 December 2023 are as approved by the trustees**

Signed

Treasurer

Date:

**EPSOM BAPTIST CHURCH CIO**  
**NOTES TO THE ACCOUNTS - QUARTER ENDED 31ST DECEMBER 2023**

**1 Basis of accounts:** These accounts have been prepared on a "receipts and payments" basis and accord with S.42(3) Charities Act 1993

**2 Donations to Other Causes**

	<b>2023</b>		<b>2022</b>	
	<b>Targeted Donations Received</b>	<b>Donations Paid in Year</b>	<b>Targeted Donations Received</b>	<b>Donations Paid in Year</b>
Vision Peoples in Mission / Korogocho Mission		1250		518
Baptist Missionary Service World Mission	265	1815		1850
Baptist Union Home Mission Fund		1550		1850
Dnipro Hope Mission - Ukraine	5705	11350	2190	3670
Spinnaker Trust		0		0
International Needs		0		0
Open Doors		0		0
Others (Foodbank)	20	20		0
	<u>5990</u>	<u>15985</u>	<u>2190</u>	<u>7888</u>

**3 SumUp Donations Received (gross)**

Weekly Collection	614	204
Giggles donations	96	9
Targeted (Dnipro)	1100	248
Targeted Small donations (BMS, Foodbank)	130	
	<u>1940</u>	<u>461</u>

**4 Ministry**

Stipends, wages and employment costs	74369	71531
Minister's Accommodation	24149	23125
Travel & Subsistence	154	217
Visiting Speakers	100	0
	<u>98773</u>	<u>94872</u>

**5 Mission**

Given to Other Causes (see Note 2 above)	15985	7888
Evangelism (including Giggles)	729	460
Children and Youth Work	1930	561
Publicity	434	459
Refreshments and Catering	386	240
Sundry Expenses	650	268
	<u>20113</u>	<u>9875</u>

**6 Upkeep of Church Premises and Equipment**

Light, Heat and Water	6434	9422
Insurances	2630	2308
Equipment	873	462
Repairs and Maintenance	1645	2587
Legal Fees	0	0
	<u>11582</u>	<u>14780</u>

**7 Administration**

Staff wages and employment costs	9048	8308
Training and Development	20	472
General Expenses	0	140
Licensing & Software	843	763
Communications	874	958
Professional Fees	1165	1225
Stationery and Consumables	634	60
Subscriptions	772	909
	<u>13357</u>	<u>12834</u>

**8 Non-monetary assets held for the Church's own use**

**a) Equities acquired through CCLA Investment Management**

The CBF Church of England UK Equity Fund (accumulation)	27119	16078
The CBF Church of England Global Equity Fund (accumulation)	28259	16432
(Latest valuations based on unit 'mid' price on 31 December 2023)		

**b) Property**

The church is the beneficial owner (subject to the relevant trusts) of the following assets, the legal title to which is held by the church's custodian trustee, the Baptist Union Corporation Ltd.

Church premises and hall at 6 Church Street, Epsom, KT17 4NY	1500000	1500000
House at Framandos, 3 Avenue Road, Epsom, KT18 7RD	800000	800000
The church also owns equipment, fittings etc estimated value:	25000	25000
	<u>2380377</u>	<u>2357509</u>

2023			Targeted Donations Gift Aid (not GASDS)	Regular Gifts paid direct - Gift Aid (See AE+ for analysis)	Gift Aid Cheques (See AE+ for analysis)	Donations - Gift- Aid	Collections - Small Cash Donations	Small Cash Donations Targeted	Collections - Cheques and large cash donations	Regular gifts paid direct - Non Gift Aid	Charities Trust
January - Metro	8182.10	0.00	2965.00	0.00	0.00	0.00	0.00	0.00	0.00	280.00	64.75
February - Metro	15254.02	0.00	2405.00	0.00	80.00	53.76	0.00	0.00	0.00	100.00	64.75
March -Metro	24825.68	1500.00	6485.00	0.00	0.00	55.00	45.00	0.00	0.00	100.00	74.75
April - Metro	8435.45	1000.00	3155.00	0.00	0.00	140.00	0.00	1000.00	300.00	74.75	
May - Metro	3634.44	0.00	1905.00	0.00	0.00	30.10	0.00	0.00	100.00	74.75	
June - Metro	6877.50	0.00	2540.00	0.00	0.00	0.00	0.00	0.00	100.00	74.75	
July-Metro	27746.05	0.00	2110.00	0.00	0.00	165.00	0.00	200.00	180.00	74.75	
August-Metro	4439.47	0.00	2140.00	0.00	0.00	0.00	0.00	0.00	100.00	74.75	
September-Metro	9615.84	0.00	2020.00	0.00	0.00	222.39	0.00	0.00	150.00	74.75	
October - Metro	15802.50	0.00	2540.00	0.00	0.00	0.00	0.00	0.00	340.00	99.75	
November - Metro	21704.11	0.00	2307.18	0.00	0.00	112.93	0.00	0.00	150.00	99.75	
December - Metro	15712.15	0.00	2577.00	0.00	0.00	96.50	0.00	0.00	280.00	99.75	
Total Bankings 2023	162229.31	2500.00	33149.18	0.00	80.00	875.68	45.00	1200.00	2180.00	952.00	

[illegible]

		0.00	
		0.00	
<b>January Total</b>		12404.59	1896.26
1-Feb-23 EDF Energy (Electricity)	DD	212.00	
2-Feb-23 Tesco (re pool table)	Card	12.50	
2-Feb-23 Enterprise car rental (re pool table, £200 deposit)	Card	253.88	
2-Feb-23 The Old Moat Garden Centre	Card	4.75	
3-Feb-23 Sainsbury's (re pool table)	Card	26.18	
6-Feb-23 Mrs S Millard (Payroll)	SO	30.00	
7-Feb-23 LBA Home Mission 2022 Q4 Tithe	Online	400.00	
7-Feb-23 BMS 2022 Q4 Tithe	Online	400.00	
7-Feb-23 Dnipro 2022 Q4 Tithe	Online	400.00	
7-Feb-23 VPM 2022 Q4 Tithe	Online	350.00	
8-Feb-23 Jonathan Sumberg (re pool table)	Online	40.00	
10-Feb-23 EDF Energy (Church Gas)	DD	261.00	
13-Feb-23 Mrs D Thornton (Stamford Green Road)	SO	1625.00	
13-Feb-23 Pret	Card	1.50	
14-Feb-23 Mike Salary	Online	1896.26	1896.26
14-Feb-23 MS Office	Card	220.32	
16-Feb-23 Pozitive Energy (Hall Gas)	DD	426.80	
20-Feb-23 Nest (Lisa's pension)	DD	123.92	
21-Feb-23 Lisa - December Expenses	Online	32.29	
21-Feb-23 Lisa - January & February Expenses	Online	88.80	
22-Feb-23 Chapter 2 (Farsi Bible)	Card	17.45	
23-Feb-23 Bella Salary	Online	253.11	
23-Feb-23 Julia Salary	Online	697.88	
23-Feb-23 CCLA (CBF funds)	SO	1600.00	
23-Feb-23 HMRC	Online	1486.96	
23-Feb-23 Lisa Salary	Online	1821.90	
28-Feb-23 Apple.com - Mike's cloud storage	Card	0.79	
28-Feb-23 Baptist Pension Fund (Mike's Pension)	DD	1281.40	
28-Feb-23 Mike (repay O2 bill they took from his card in error)	Online	8.00	
28-Feb-23 Julia Expenses (mostly printer cartridges)	Online	419.15	
		0.00	
		0.00	
		0.00	
		0.00	
		0.00	
		0.00	
		0.00	
		0.00	
		0.00	
		0.00	
		0.00	
		0.00	
		0.00	
		0.00	
		0.00	
		0.00	
		0.00	
		0.00	
		0.00	
<b>February Total</b>		14391.84	1896.26
1-Mar-23 EDF Energy (Church and Hall Electricity)	DD	212.00	

[illegible]



24-Apr-23 HMRC	Online	922.60	
24-Apr-23 Lisa Salary	Online	1822.10	
25-Apr-23 Julia Expenses	Online	38.60	
25-Apr-23 Lisa Expenses	Online	227.50	
27-Apr-23 Apple.com - Mike's cloud storage	Card	0.79	
28-Apr-23 Castle Water	DD	28.25	
28-Apr-23 Baptist Pension Fund (Mike's Pension)	DD	1281.40	
		0.00	
		0.00	
		0.00	
		0.00	
		0.00	
		0.00	
		0.00	
		0.00	
		0.00	
		0.00	
		0.00	
		0.00	
		0.00	
<b>April Total</b>		<b>11921.91</b>	<b>1896.46</b>
2-May-23 Thames Water	DD	77.11	1896.26
2-May-23 BT Group	DD	66.08	
2-May-23 Lyreco (A4 paper)	Online	50.88	
2-May-23 J Marshall (Hall porch roof)	Online	1300.00	
2-May-23 TLR Installations (Boiler service verification)	Online	1.00	
3-May-23 Epsom & Ewell Borough Council	DD	319.00	
3-May-23 EDF Energy (Church and Hall Electricity)	DD	212.00	
5-May-23 Mrs S Millard (Payroll)	SO	30.00	
9-May-23 Assembly Rooms (Ben S)	Card	19.78	
9-May-23 TLR Installations (Boiler service)	Online	191.00	
10-May-23 EDF Energy (Church Gas)	DD	261.00	
11-May-23 New Wine	Card	1295.00	
12-May-23 Mrs D Thornton (Stamford Green Road)	SO	1625.00	
15-May-23 Mike Salary	Online	1896.26	
16-May-23 Simply Business Insurance (Framandos Insurance)	Online	597.38	
16-May-23 Churches Together in Epsom subscription	Online	84.00	
19-May-23 Nest (Lisa's pension)	DD	123.92	
23-May-23 Bella Salary	Online	164.19	
23-May-23 Julia Salary	Online	348.95	
23-May-23 CCLA (CBF funds)	SO	1600.00	
23-May-23 HMRC	Online	923.00	
23-May-23 Lisa Salary	Online	1821.90	
24-May-23 O2	DD	9.38	

25-May-23 Pozitive Energy (Hall Gas)	DD	115.12	
30-May-23 BT Group	DD	71.76	
30-May-23 Castle Water	DD	28.25	
30-May-23 Apple.com - Mike's cloud storage	Card	0.79	
30-May-23 Baptist Pension Fund (Mike's Pension)	DD	1281.40	
		0.00	
		0.00	
		0.00	
		0.00	
		0.00	
		0.00	
		0.00	
		0.00	
		0.00	
		0.00	
		0.00	
		0.00	
		0.00	
		0.00	
<b>May Total</b>		14514.15	1896.26
1-Jun-23 Epsom & Ewell Borough Council	DD	319.00	1896.46
1-Jun-23 Thames Water	DD	77.11	
1-Jun-23 Bruce Embleton	Online	805.00	
2-Jun-23 Church 123 domain renewal	DD	18.00	
5-Jun-23 EDF Energy (Church and Hall Electricity)	DD	212.00	
5-Jun-23 Mrs S Millard (Payroll)	SO	30.00	
6-Jun-23 M J Sims (Giggles expenses)	Online	112.48	
6-Jun-23 Julia - May Expenses	Online	26.28	
6-Jun-23 Lisa - New Wine Expenses	Online	56.50	
6-Jun-23 B&H Sound (radio mic licence)	Online	142.80	
12-Jun-23 EDF Energy (Church Gas)	DD	261.00	
12-Jun-23 Mrs D Thornton (Stamford Green Road)	SO	1625.00	
12-Jun-23 Pret	Card	1.35	
14-Jun-23 Mike Salary	Online	1896.46	
14-Jun-23 Cranleigh golf and country club	Card	6.10	
20-Jun-23 Lisa - paper cutter	Online	48.50	
22-Jun-23 Nest (Lisa's pension)	DD	123.92	
23-Jun-23 Bella Salary	Online	253.11	
23-Jun-23 Julia Salary	Online	574.68	
23-Jun-23 CCLA (CBF funds)	SO	1600.00	
23-Jun-23 HMRC	Online	922.80	
23-Jun-23 Lisa Salary	Online	1821.90	
26-Jun-23 O2	DD	9.38	
27-Jun-23 Apple.com - Mike's cloud storage	Card	0.79	
28-Jun-23 Castle Water	DD	28.25	
28-Jun-23 Pozitive Energy (Hall Gas)	DD	113.16	

28-Jun-23 Baptist Pension Fund (Mike's Pension)	DD	1281.40	
29-Jun-23 BT Group	DD	64.74	
29-Jun-23 WH Smith (card for Bella)	Card	2.85	
29-Jun-23 Hotel Chocolate (Gift for Bella)	Card	14.95	
29-Jun-23 The Flowersmit (Gift for Bella)	Card	25.00	
30-Jun-23 Coffee No 1 (Bella exit interview)	Card	9.95	
		0.00	
		0.00	
		0.00	
		0.00	
		0.00	
		0.00	
		0.00	
		0.00	
		0.00	
		0.00	
		0.00	
		0.00	
		0.00	
		0.00	
June Total		12484.46	1896.46
3-Jul-23 Epsom & Ewell Borough Council	DD	319.00	1896.26
3-Jul-23 Thames Water	DD	77.11	
3-Jul-23 EDF Energy (Church and Hall Electricity)	DD	212.00	
5-Jul-23 Mrs S Millard (Payroll)	SO	30.00	
7-Jul-23 Julia - June Expenses	Online	19.86	
10-Jul-23 EDF Energy (Church Gas)	DD	1.00	
12-Jul-23 Mrs D Thornton (Stamford Green Road)	SO	1625.00	
12-Jul-23 Pret	Card	3.15	
14-Jul-23 Mike Salary	Online	1896.26	
17-Jul-23 Mike - repay for lunch with Ben	Online	21.00	
17-Jul-23 Julia - Rechargeable battery	Online	14.98	
18-Jul-23 Assembly Rooms	Card	6.40	
19-Jul-23 BMS (Paul and Sarah Brown)	Online	265.00	
20-Jul-23 Nest (Lisa's pension)	DD	123.92	
21-Jul-23 Pozitive Energy (Hall Gas)	DD	28.71	
24-Jul-23 O2	DD	9.38	
24-Jul-23 Bella Salary	Online	519.94	
24-Jul-23 CCLA (CBF funds)	SO	1600.00	
24-Jul-23 Julia Salary	Online	820.97	
24-Jul-23 Lisa Salary	Online	1821.90	
24-Jul-23 HMRC	Online	923.00	
24-Jul-23 WH Smith (card)	Card	2.85	
26-Jul-23 M J Sims (Giggles expenses)	Online	49.99	
26-Jul-23 Lisa - March to July Expenses	Online	72.09	
26-Jul-23 Julia - July Expenses	Online	17.96	
27-Jul-23 Apple.com - Mike's cloud storage	Card	0.79	
28-Jul-23 Castle Water	DD	28.25	
28-Jul-23 Baptist Pension Fund (Mike's Pension)	DD	1281.40	
31-Jul-23 BT Group	DD	64.74	
		0.00	
		0.00	

[illegible]

[illegible]

[illegible]

[illegible]

		0.00	
		0.00	
<b>November Total</b>		15636.85	1902.26
1-Dec-23 Epsom & Ewell Borough Council	DD	319.00	
1-Dec-23 EDF Energy (Church and Hall Electricity)	DD	173.00	
4-Dec-23 Co-Op Epsom Station	Card	3.00	
4-Dec-23 Lisa Expenses (Oct - Nov)	Online	239.83	
5-Dec-23 Mrs S Millard (Payroll)	SO	30.00	
5-Dec-23 Julia Expenses (Oct - Nov)	Online	111.25	
5-Dec-23 Lisa Expenses (Dec)	Online	26.13	
6-Dec-23 Bible Society (Christmas booklets)	Card	36.00	
7-Dec-23 Card Factory (Stan Birthday Card)	Card	1.99	
7-Dec-23 SW Railway	Card	3.40	
11-Dec-23 EDF Energy (Church Gas)	DD	1.00	
11-Dec-23 TFL	Card	7.50	
11-Dec-23 TFL (Refunded on 18/12)	Card	7.50	
11-Dec-23 TFL	Card	9.90	
12-Dec-23 Mrs D Thornton (Stamford Green Road)	SO	1911.00	
12-Dec-23 DHM (re Minibus)	Online	10000.00	
12-Dec-23 Targeted donations to Foodbank	Online	19.66	
12-Dec-23 Julia Expenses (Dec)	Online	21.51	
13-Dec-23 Deposit to 7-day notice account	Online	5000.00	
14-Dec-23 Mike Salary	Online	1902.46	1902.46
14-Dec-23 M J Sims (Giggles expenses)	Online	99.20	
15-Dec-23 Pozitive Energy (Hall Gas Nov)	Online	103.65	
18-Dec-23 Study gateway	Card	6.55	
19-Dec-23 Nest (Lisa's pension)	DD	123.92	
20-Dec-23 Castle Water	DD	40.11	
20-Dec-23 Cappadocia Epsom (Staff Christmas lunch)	Card	114.53	
22-Dec-23 Julia Salary	Online	865.80	
22-Dec-23 HMRC	Online	1036.22	
22-Dec-23 Lisa Salary	Online	1821.90	
27-Dec-23 O2 (Error to be corrected)	DD	52.42	
27-Dec-23 CCLA (CBF funds)	SO	1600.00	
27-Dec-23 Apple.com - Mike's cloud storage	Card	0.99	
28-Dec-23 Baptist Pension Fund (Mike's Pension)	DD	1281.40	
29-Dec-23 H Hammond (Refunded on 29/12)	Online	71.70	
		0.00	
		0.00	
		0.00	
		0.00	
		0.00	
		0.00	
		0.00	
		0.00	
		0.00	
		0.00	
		0.00	
		0.00	
		0.00	
		0.00	
<b>December Total</b>		27042.52	1902.46



		2023	
		Total	Pastor and assistant stipends
January		12404.59	1896.26
February		14391.84	1896.26
March		12389.91	1896.46
April		11921.91	1896.46
May		14514.15	1896.26
June		12484.46	1896.46
July		11856.65	1896.26
August		10563.54	1926.46
September		14757.98	1902.26
October		11939.34	1902.46
November		15636.85	1902.26
December		27042.52	1902.46
Total Bank Payments for 2023		169903.74	22810.32
Q1		39186.34	5688.98
Q2		38920.52	5689.18
Q3		37178.17	5724.98
Q4		54618.71	5707.18
Total		169903.74	22810.32
		Total	Pastor and assistant stipends
<b>Summary for Receipts and Payments Account</b>			
Ministry		98772.77	22810.32
Mission		20112.99	
Premises and Equipment		11581.88	
Administration		13356.90	
Subtotal - Revenue Expenses		143824.54	
Error Corrections		1879.20	
CLA investments		19200.00	
Transfers to LBPB/Baptists Together		5000.00	
Transfer to Deposit		0.00	
Total Paid out of Bank		169903.74	
<b>Other Causes</b>	<b>Raised</b>	<b>Given</b>	

Dnipro - Ukraine	0	11350.00	22810.32
International Needs	0	0.00	
Vision Peoples in Mission/ K Mission	0	1250.00	
BMS	0	1815.00	
HMF	0	1550.00	
Others	0	19.66	
	0	15984.66	
<b>Ministry</b>			
Salaries plus NIC and Pension Contributions		74369.06	
Manse Rent Council Tax and Water		24149.30	
Travel & Subsistence		154.41	
Visiting Speakers		100.00	
		98772.77	
<b>Mission</b>			
Given to Other Causes( see above)		15984.66	
Evangelism and Outreach		728.76	
Children and Youth Work		1929.87	
Publicity		433.64	
Refreshments and Catering		386.49	
Sundry Expenses		649.57	
		20112.99	
<b>Upkeep of Church Premises and Equipment</b>			
Light, Heat and Water		6433.70	
Insurances		2630.49	
Equipment		872.99	
Repairs and Maintenance		1644.70	
Legal Fees		0.00	
		11581.88	
<b>Administration</b>			
Staff Salaries		9048.38	
Training & Development		20.00	
General Expenses		0.00	
Licensing & Software		843.12	
Communications		874.22	
Professional fees		1165.00	
Stationery and Consumables		634.39	
Subscriptions		771.79	
		13356.90	
Error Corrections		1879.20	
CCLA Investments		19200.00	
<b>Total Expenses</b>		164903.74	
Transfers to deposit accounts		5000.00	
<b>Total Expenses Plus Transfer to deposit</b>		169903.74	

Youth Worker Salary

PAYE & NIC

MINISTRY

Staff Pensions

Mike Renumeration

Travel & Subsistence

Visiting Speakers

Dnipro

International Needs

Vision peoples in mission

308.00

1625.00

123.92

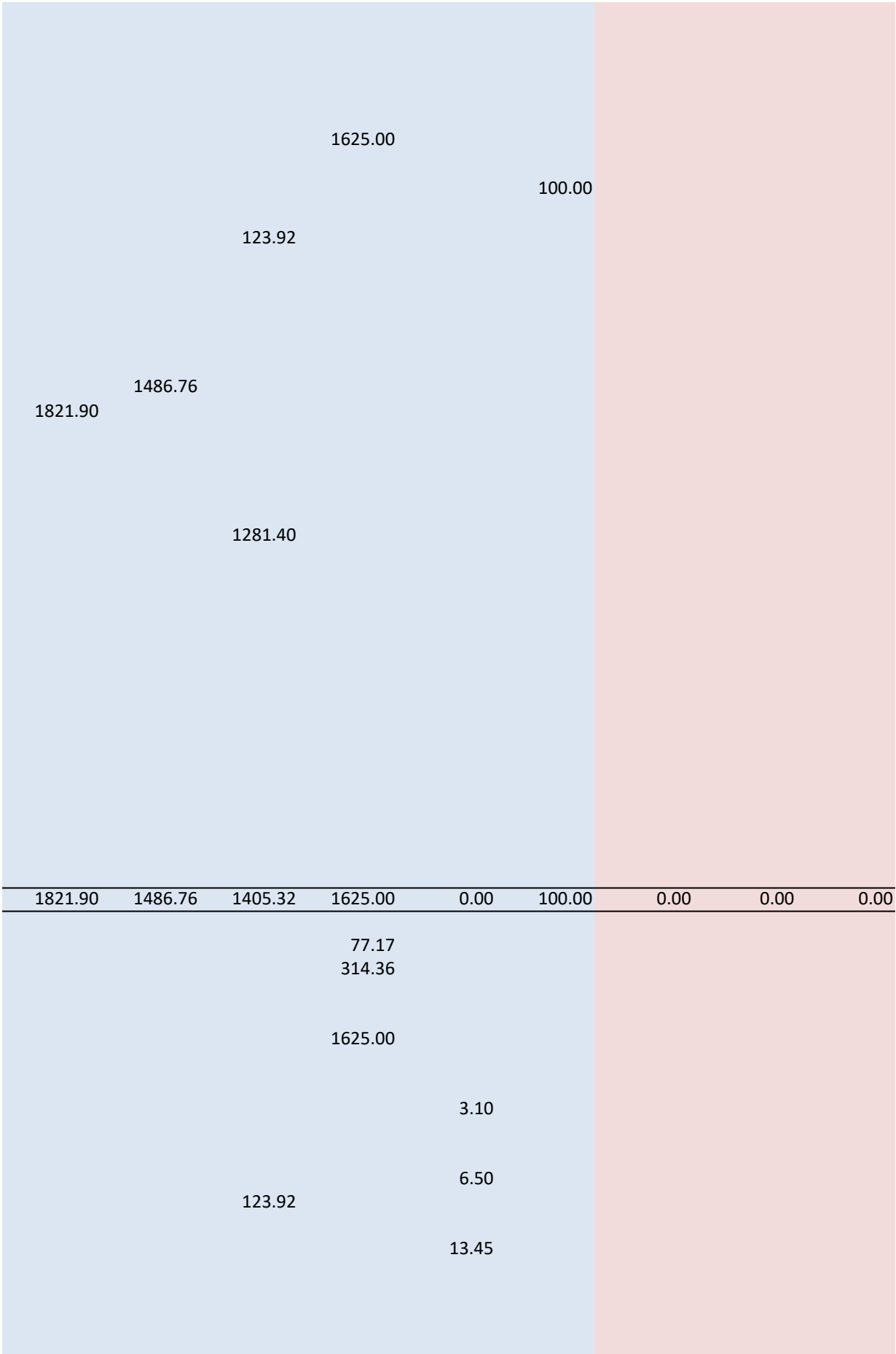
50.00


1821.90

1486.96

1281.40

1821.90	1486.96	1405.32	1933.00	0.00	0.00	50.00	0.00	0.00





[illegible]

1281.40								
1821.90	922.80	1405.32	2021.11	7.45	0.00	0.00	0.00	0.00
			319.00					
			77.11					
			1625.00					
				3.15				
				21.00				
				6.40				
		123.92						
1821.90								
	923.00							
		1281.40						



1821.90	923.00	1405.32	2021.11	30.55	0.00	0.00	0.00	0.00
			319.00					
			77.11					
			1625.00					
		123.92						
		892.80						
1821.90								
				1.53				
		1281.40						


1821.90	892.80	1405.32	2021.11	1.53	0.00	0.00	0.00	0.00					
			319.00										
			77.11										
			1625.00										
			123.92										
1821.90	917.00												
						400.00							
			1281.40										

1821.90	917.00	1405.32	2021.11	0.00	0.00	400.00	0.00	400.00
			319.00					
			77.11					
				19.02				
				6.08				
			1911.00					
		123.92						
1821.90	916.80							
		1281.40		16.90				

1821.90	916.80	1405.32	2307.11	42.00	0.00	0.00	0.00	0.00

1821.90	917.00	1405.32	2307.11	0.00	0.00	500.00	0.00	500.00
319.00								
3.00								
3.40								
7.50								
9.90								
1911.00						10000.00		
123.92								
1036.22								
1821.90								
1281.40								
1821.90	1036.22	1405.32	2230.00	23.80	0.00	10000.00	0.00	0.00


Youth Worker Salary	PAYE & NIC	Staff Pensions	Mike Renumeration	Travel & Subsistence	Visiting Speakers	Dnipro	International Needs	Vision peoples in mission
1821.90	1486.96	1405.32	1933.00	0.00	0.00	50.00	0.00	0.00
1821.90	1486.96	1405.32	1625.00	6.25	0.00	400.00	0.00	350.00
1821.90	1486.76	1405.32	1625.00	0.00	100.00	0.00	0.00	0.00
1822.10	922.60	1405.32	2016.53	23.05	0.00	0.00	0.00	0.00
1821.90	923.00	1405.32	2021.11	19.78	0.00	0.00	0.00	0.00
1821.90	922.80	1405.32	2021.11	7.45	0.00	0.00	0.00	0.00
1821.90	923.00	1405.32	2021.11	30.55	0.00	0.00	0.00	0.00
1821.90	892.80	1405.32	2021.11	1.53	0.00	0.00	0.00	0.00
1821.90	917.00	1405.32	2021.11	0.00	0.00	400.00	0.00	400.00
1821.90	916.80	1405.32	2307.11	42.00	0.00	0.00	0.00	0.00
1821.90	917.00	1405.32	2307.11	0.00	0.00	500.00	0.00	500.00
1821.90	1036.22	1405.32	2230.00	23.80	0.00	10000.00	0.00	0.00
21863.00	12831.90	16863.84	24149.30	154.41	100.00	11350.00	0.00	1250.00
5465.70	4460.68	4215.96	5183.00	6.25	100.00	450.00	0.00	350.00
5465.90	2768.40	4215.96	6058.75	50.28	0.00	0.00	0.00	0.00
5465.70	2732.80	4215.96	6063.33	32.08	0.00	400.00	0.00	400.00
5465.70	2870.02	4215.96	6844.22	65.80	0.00	10500.00	0.00	500.00
21863.00	12831.90	16863.84	24149.30	154.41	100.00	11350.00	0.00	1250.00
Youth Worker Salary	PAYE & NIC	Staff Pensions	Mike Renumeration	Travel & Subsistence	Visiting Speakers	Dnipro	International Needs	Vision peoples in mission
21863.00	12831.90	16863.84	24149.30	154.41	100.00	11350.00	0.00	1250.00



MISSION	
BMS	
LBA Home Mission	
Open Doors	
Sinnaker Trust	
Other Donations	
Evangelism	
Children and Youth Work	
Publicity	
Refreshments and Catering	
	3.00
	45.00
	53.90
	75.98
	9.24




0.00	0.00	0.00	0.00	0.00	0.00	101.90	0.00	85.22
400.00	400.00				19.50	2.00		
					76.80	8.00		
							7.95	21.46
400.00	400.00	0.00	0.00	0.00	96.30	10.00	7.95	21.46



16.26 15.09  
126.42 101.08

0.00 0.00 0.00 0.00 0.00 142.68 154.98 0.00 15.09

1295.00



9.95

0.00	0.00	0.00	0.00	0.00	112.48	56.50	18.00	17.79
------	------	------	------	------	--------	-------	-------	-------

15.86


265.00

49.99

23.10

48.99

265.00	0.00	0.00	0.00	0.00	73.09	48.99	0.00	15.86
--------	------	------	------	------	-------	-------	------	-------







0.00	0.00	0.00	0.00	0.00	2.70	89.21	0.00	5.30
							9.00	
							43.69	
750.00	750.00							

750.00	750.00	0.00	0.00	0.00	0.00	0.00	52.69	0.00
					187.32	52.51		
					14.99	10.14		91.57
				19.66				16.51
					99.20			
0.00	0.00	0.00	0.00	19.66	301.51	62.65	0.00	108.08

BMS	LBA Home Mission	Open Doors	Sinnaker Trust	Other Donations	Evangelism	Children and Youth Work	Publicity	Refreshments and Catering
0.00	0.00	0.00	0.00	0.00	0.00	101.90	0.00	85.22
400.00	400.00	0.00	0.00	0.00	96.30	10.00	7.95	21.46
0.00	0.00	0.00	0.00	0.00	0.00	0.00	60.00	117.69
0.00	0.00	0.00	0.00	0.00	142.68	154.98	0.00	15.09
0.00	0.00	0.00	0.00	0.00	0.00	1295.00	0.00	0.00
0.00	0.00	0.00	0.00	0.00	112.48	56.50	18.00	17.79
265.00	0.00	0.00	0.00	0.00	73.09	48.99	0.00	15.86
0.00	0.00	0.00	0.00	0.00	0.00	0.00	0.00	0.00
400.00	400.00	0.00	0.00	0.00	0.00	110.64	295.00	0.00
0.00	0.00	0.00	0.00	0.00	2.70	89.21	0.00	5.30
750.00	750.00	0.00	0.00	0.00	0.00	0.00	52.69	0.00
0.00	0.00	0.00	0.00	19.66	301.51	62.65	0.00	108.08
1815.00	1550.00	0.00	0.00	19.66	728.76	1929.87	433.64	386.49
400.00	400.00	0.00	0.00	0.00	96.30	111.90	67.95	224.37
0.00	0.00	0.00	0.00	0.00	255.16	1506.48	18.00	32.88
665.00	400.00	0.00	0.00	0.00	73.09	159.63	295.00	15.86
750.00	750.00	0.00	0.00	19.66	304.21	151.86	52.69	113.38
1815.00	1550.00	0.00	0.00	19.66	728.76	1929.87	433.64	386.49
BMS	LBA Home Mission	Open Doors	Sinnaker Trust	Other Donations	Evangelism	Children and Youth Work	Publicity	Refreshments and Catering
1815.00	1550.00	0.00	0.00	19.66	728.76	1929.87	433.64	386.49

1815.00

1550.00

0.00

0.00

19.66

728.76

1929.87

433.64

386.49

Sundry	PREMISES AND EQUIPMENT					Admin Wages & Employment Costs	Training & Development	General Expenses
	Utilities	Insurances	Equipment	Maintenance	Legal fees			
	212.00							
	261.00							
	481.84					171.01		
			8.00			403.68		
	18.09							





	28.25								
16.00	819.78	0.00	0.00	0.00	0.00	1039.90	0.00	0.00	
				1300.00 1.00					
	212.00			191.00					
	261.00								
		597.38							
						164.19 348.95			





2.85  
14.95  
25.00

42.80    614.41    0.00    0.00    0.00    0.00    827.79    0.00    0.00

212

1.00

28.71

519.94

820.97

2.85

28.25

Category	Sub-category	Value
Category 1 (Pink)	Sub-category 1.1	2.85
	Sub-category 1.2	269.96
	Sub-category 1.3	0.00
	Sub-category 1.4	0.00
Category 2 (Green)	Sub-category 2.1	0.00
	Sub-category 2.2	0.00
	Sub-category 2.3	0.00
	Sub-category 2.4	0.00
Category 3 (Orange)	Sub-category 3.1	1340.91
	Sub-category 3.2	0.00
	Sub-category 3.3	0.00
	Sub-category 3.4	0.00
Total		212.00
Category 1 (Pink)	Sub-category 1.1	1.00
	Sub-category 1.2	28.25
	Sub-category 1.3	526.76
Total		20.00

[illegible]

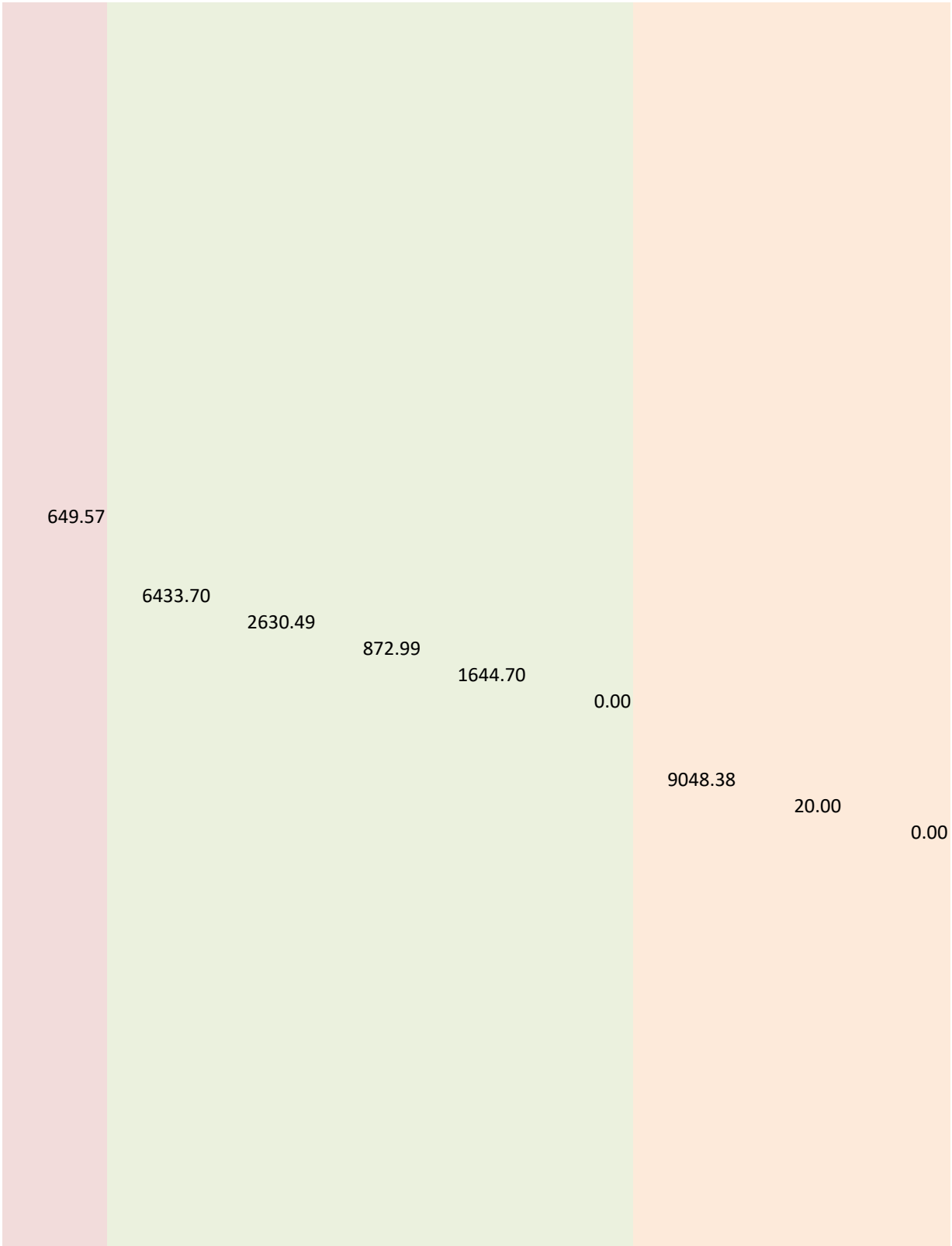
	2017	2018	2019	2020	2021	2022	2023	2024	2025
34.70	459.07	2033.11	0.00	0.00	0.00	68.47	0.00	0.00	0.00
10.00	173.00	1.00	484.91	19.64	90.30	848.33			





Sundry						Admin Wages & Employment Costs		
	Utilities	Insurances	Equipment	Maintenance	Legal fees		Training & Development	General Expenses
	0.00	972.93	0.00	8.00	0.00	574.69	0.00	0.00
	150.01	899.80	0.00	14.79	0.00	950.99	0.00	0.00
	1.99	817.09	0.00	150.00	44.70	793.72	0.00	0.00
	16.00	819.78	0.00	0.00	0.00	1039.90	0.00	0.00
	0.00	616.37	597.38	0.00	1492.00	513.14	0.00	0.00
	42.80	614.41	0.00	0.00	0.00	827.79	0.00	0.00
	2.85	269.96	0.00	0.00	0.00	1340.91	0.00	0.00
	0.00	241.25	0.00	0.00	0.00	526.76	20.00	0.00
	34.70	459.07	2033.11	0.00	0.00	68.47	0.00	0.00
	10.00	193.64	0.00	575.21	0.00	848.33	0.00	0.00
	238.70	211.64	0.00	124.99	108.00	697.88	0.00	0.00
	152.52	317.76	0.00	0.00	0.00	865.80	0.00	0.00
	649.57	6433.70	2630.49	872.99	1644.70	9048.38	20.00	0.00
	152.00	2689.82	0.00	172.79	44.70	2319.40	0.00	0.00
	58.80	2050.56	597.38	0.00	1492.00	2380.83	0.00	0.00
	37.55	970.28	2033.11	0.00	0.00	1936.14	20.00	0.00
	401.22	723.04	0.00	700.20	108.00	2412.01	0.00	0.00
	649.57	6433.70	2630.49	872.99	1644.70	9048.38	20.00	0.00
Sundry						Admin Wages & Employmentnet Cc		
	Utilities	Insurances	Equipment	Maintenance	Legal fees		Training & Development	General Expenses
	649.57							
	6433.70	2630.49	872.99	1644.70	0.00	9048.38	20.00	0.00





ADMINISTRATION

Licensing & Software

Communications

Professional fees

Consumables &  
Stationery

Subscriptions

Error Corrections

CCLA investments

Transfers out to  
LBPB/Baptists  
Together

Transfer to Metro  
deposit

30.00

2.38

362.50


8.00

1600.00

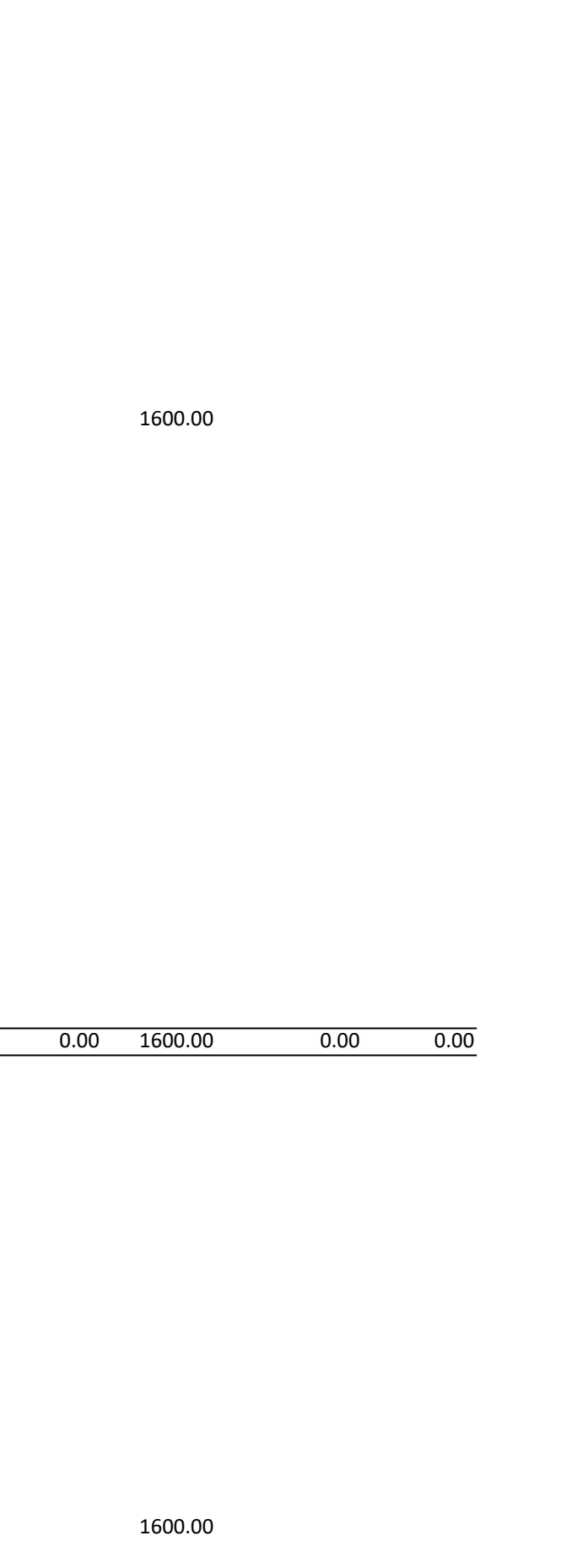

0.79

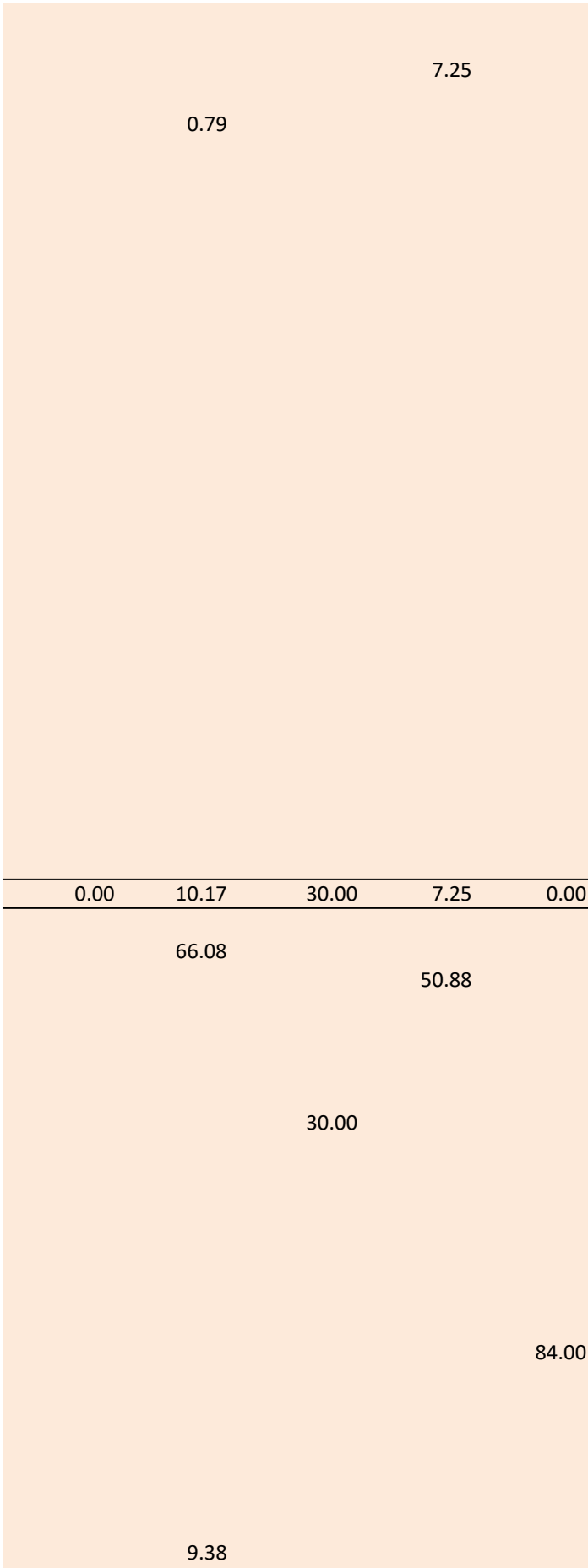
64.74

0.00	73.53	30.00	2.38	362.50	0.00	1600.00	0.00	0.00
					200.00			



0.00	140.58	30.00	0.00	298.70	0.00	1600.00	0.00	0.00
------	--------	-------	------	--------	------	---------	------	------





0.00	10.17	30.00	7.25	0.00	0.00	1600.00	0.00	0.00
------	-------	-------	------	------	------	---------	------	------

1600.00

71.76

0.79

0.00

148.01

30.00

50.88

84.00

0.00

1600.00

0.00

0.00

805.00

30.00

18.44


142.80

48.50


1600.00


9.38

0.79




142.80	74.91	835.00	66.94	0.00	0.00	1600.00	0.00	0.00
--------	-------	--------	-------	------	------	---------	------	------





0.00	74.91	30.00	36.94	0.00	0.00	1600.00	0.00	0.00
------	-------	-------	-------	------	------	---------	------	------



30.00


1600.00

10.68


0.99

64.74





0.00	76.41	30.00	0.00	0.00	0.00	1600.00	0.00	0.00
------	-------	-------	------	------	------	---------	------	------



444.00


30.00

6.59

7.82

0.99

1600.00



444.00	8.81	30.00	0.00	6.59	0.00	1600.00	0.00	0.00
--------	------	-------	------	------	------	---------	------	------

59.92

30.00

11.16

6.75


1600.00

9.38

42.42

0.99

58.74



0.00	129.03	30.00	53.58	6.75	0.00	1600.00	0.00	0.00
------	--------	-------	-------	------	------	---------	------	------

36.00	75.66	30.00	1.00	6.70	1600.00	1600.00	0.00	0.00					
		30.00	19.68										
			1.00										
					7.50								
			5.00										
						5000							
				6.55									
	52.42					1600.00							
	0.99												
					71.70								
0.00	53.41	30.00	25.68	6.55	79.20	1600.00	5000.00	0.00					

Licensing & Software	Communications	Professional fees	Consumables & Stationery	Subscriptions	Error Corrections	CCLA investments	Transfers out to LBPB/Baptists Together	Transfer to Metro deposit
0.00	73.53	30.00	2.38	362.50	0.00	1600.00	0.00	0.00
220.32	8.79	30.00	389.74	0.00	200.00	1600.00	0.00	0.00
0.00	140.58	30.00	0.00	298.70	0.00	1600.00	0.00	0.00
0.00	10.17	30.00	7.25	0.00	0.00	1600.00	0.00	0.00
0.00	148.01	30.00	50.88	84.00	0.00	1600.00	0.00	0.00
142.80	74.91	835.00	66.94	0.00	0.00	1600.00	0.00	0.00
0.00	74.91	30.00	36.94	0.00	0.00	1600.00	0.00	0.00
0.00	76.41	30.00	0.00	0.00	0.00	1600.00	0.00	0.00
444.00	8.81	30.00	0.00	6.59	0.00	1600.00	0.00	0.00
0.00	129.03	30.00	53.58	6.75	0.00	1600.00	0.00	0.00
36.00	75.66	30.00	1.00	6.70	1600.00	1600.00	0.00	0.00
0.00	53.41	30.00	25.68	6.55	79.20	1600.00	5000.00	0.00
843.12	874.22	1165.00	634.39	771.79	1879.20	19200.00	5000.00	0.00
220.32	222.90	90.00	392.12	661.20	200.00	4800.00	0.00	0.00
142.80	233.09	895.00	125.07	84.00	0.00	4800.00	0.00	0.00
444.00	160.13	90.00	36.94	6.59	0.00	4800.00	0.00	0.00
36.00	258.10	90.00	80.26	20.00	1679.20	4800.00	5000.00	0.00
843.12	874.22	1165.00	634.39	771.79	1879.20	19200.00	5000.00	0.00
								0.00
Licensing & Software	Communications	Professional fees	Consumables & Stationery	Subscriptions	Error Corrections	CCLA investments	Transfers out to LBPB/Baptists T	Transfer to Metro deposit
843.12	874.22	1165.00	634.39	771.79	1879.20	19200.00	5000.00	0.00

843.12

874.22

1165.00

634.39

771.79

1879.20

19200.00

5000.00

3813.6

## Cash Book Summary 2023

		2023	
Metro Current Account		Bankings	Payments
Balance at Bank			
	Jan	8182.10	12404.59
	Feb	15254.02	14391.84
	Mar	24825.68	12389.91
	Apr	8435.45	11921.91
	May	3634.44	14514.15
	Jun	6877.50	12484.46
	Jul	27746.05	11856.65
	Aug	4439.47	10563.54
	Sep	9615.84	14757.98
	Oct	15802.50	11939.34
	Nov	21704.11	15636.85
	Dec	15712.15	27042.52
		<u>162229.31</u>	<u>169903.74</u>

### INTEREST EARNED BY DEPOSIT ACCOUNTS

	Total	Q1	Q2	Q3	Q4
BT 7 day	583.34	202.25	149.33	155.21	76.55
BT 3 month	1644.11	165.46	167.97	651.25	659.43
BT 1 yr fixed	999.99	-	999.99		
<b>Total Interest</b>	<b>3227.44</b>	<b>367.71</b>	<b>1317.29</b>	<b>806.46</b>	<b>735.98</b>

### CASH AT BANKS 12/31/2023

Metrobank current account balance at 31/12/2023	15,182.43
BT 7 day balance at 31/12/2023	15,757.70
BT 3 month balance at 31/12/2023	58,797.77
BT fixed 1 year balance at 31/12/2023	0.00
<b>Total Cash at Banks as at 31/12/2023</b>	<b>89,737.90</b>



**Book Balance****22856.86**

18634.37

19496.55

31932.32

28445.86

17566.15

11959.19

27848.59

21724.52

16582.38

20445.54

26512.80

**15182.43****Metro Deposit Account****Date****Description****Withdrawals****Deposits****Balance**

12/31/2020

5,000.00

4/1/2021 Withdrawal to current

5,000.00

-

-

-

-

-

-

**London Baptist Property Board**

<b>Date</b>	<b>Description</b>	<b>Withdrawal</b>	<b>Deposits</b>	<b>Balance</b>
12/31/2020				1,103.60
6/30/2021	No interest paid			1,103.60
9/30/2021	Interest paid late		0.82	1,104.42
??	Interest		0.83	1,105.25
1/18/2022	Withdrawn to Metro	1105.25		-
	Account closed			-
				-

**Baptist Together 7-day notice account**  
**Customer Reference: 9795**  
**Account Number: GE022**

**Baptist Togeth**  
**Customer Refi**  
**Account Num1**

Date	Description	Withdrawals	Deposits	Balance	Date
10/1/2020	Opening Balance			-	10/1/2020
1/13/2021	Deposit made		10,000.00	10,000.00	1/13/2021
1/13/2021	Deposit made for 1 year fixed		100,000.00	110,000.00	3/31/2021
2/1/2021	Transferred to 1 Year fixed	100,000.00		10,000.00	6/3/2021
3/10/2021	Withdrawn to Metro	7,500.00		2,500.00	6/30/2021
5/14/2021	Withdrawn to Metro	2,500.00		-	8/10/2021
6/30/2021	Interest		13.90	13.90	9/30/2021
8/10/2021	Transferred from 3 month		20,000.00	20,013.90	12/31/2021
11/15/2021	Withdrawn to Metro	10,000.00		10,013.90	2/1/2022
12/31/2021	Interest		13.92	10,027.82	2/1/2022
2/9/2022	Transferred from 3 month		14,000.00	24,027.82	2/9/2022
3/4/2022	Withdrawn to Metro	10,000.00		14,027.82	3/31/2022
6/8/2022	Withdrawn to Metro	10,000.00		4,027.82	6/30/2022
6/30/2022	Interest		49.84	4,077.66	7/1/2022
8/5/2022	Withdrawn to Metro	4,000.00		77.66	8/31/2022
8/31/2022	Transferred from 3 month		6,000.00	6,077.66	9/30/2022
9/30/2022	Interest		15.73	6,093.39	11/1/2022
10/7/2022	Withdrawn to Metro	6,000.00		93.39	12/31/2022
11/1/2022	Transferred from 3 month		15,000.00	15,093.39	1/3/2023
12/31/2022	Interest		80.97	15,174.36	3/31/2023
1/3/2023	Transferred from 3 month		15,000.00	30,174.36	6/30/2023
2/10/2023	Withdrawn to Metro	10,000.00		20,174.36	7/1/2023
3/31/2023	Interest		202.25	20,376.61	9/30/2023
6/30/2023	Interest		149.33	20,525.94	12/31/2023
9/30/2023	Interest		155.21	20,681.15	
10/5/2023	Withdrawn to Metro	10,000.00		10,681.15	
12/13/2023	Deposit made		5,000.00	15,681.15	
12/31/2023	Interest		76.55	15,757.70	
				<b>15,757.70</b>	
Total held on deposit at end of Q4		<b>74,555.47</b>			

1er 3-month notice account  
 erence: 9795  
 ber: NE004

Baptist Togeth  
 Customer Refi  
 Account Numl

Description	Withdrawals	Deposits	Balance	Date
Opening Balance			-	
Deposit made		45,000.00	45,000.00	2/1/2021
Interest		42.90	45,042.90	1/31/2022
Withdrawn to Metro	10,000.00		35,042.90	2/1/2022
Interest		47.19	35,090.09	2/1/2022
Transferred to 7 day	20,000.00		15,090.09	
Interest		26.98	15,117.07	Baptist Togeth
Interest		18.20	15,135.27	Customer Refi
Transferred from 1 Year fixed		10,999.99	26,135.26	Account Numl
Transferred from 1 Year fixed		90,000.00	116,135.26	Date
Transferred to 7 day	14,000.00		102,135.26	
Interest		159.55	102,294.81	7/1/2022
Interest		330.99	102,625.80	6/30/2023
Transferred to 1 year fixed	50,000.00		52,625.80	7/1/2023
Transferred to 7 day	6,000.00		46,625.80	7/1/2023
Interest		249.09	46,874.89	
Transferred to 7 day	15,000.00		31,874.89	
Interest		278.77	32,153.66	
Transferred to 7 day	15,000.00		17,153.66	
Interest		165.46	17,319.12	
Interest		167.97	17,487.09	
Transferred from 1 Year fixed		40,000.00	57,487.09	
Interest		651.25	58,138.34	
Interest		659.43	58,797.77	
			58,797.77	
			58,797.77	
			<b>58,797.77</b>	

**1er 1 yr fixed account**

reference: 9795

number: G02E001

Description	Withdrawals	Deposits	Balance
Opening balance			-
Deposit made		100,000.00	100,000.00
Interest		999.99	100,999.99
Transfer to 3 month	10,999.99		90,000.00
Transfer to 3 month	90,000.00		-

**1er 1 year fixed 30/06/2023**

reference: 9795

number: G07E001

Description	Withdrawals	Deposits	Balance
Opening balance			-
Transferred from 3 month		50,000.00	50,000.00
Interest		999.99	50,999.99
Withdrawn to Metro	10,999.99		40,000.00
Transfer to 3 month	40,000.00		-

**CBF Church of England UK Equity Fund**  
GB00B04FH327

Date	Shares Purchased	Total Shares	End Quarter Valuation	End Month Mid Price
		0.00		
4/6/2021	285.67	285.67		
5/25/2021	220.02	505.69		
6/29/2021	214.00	719.69	2,669.04	
7/27/2021	208.17	927.86		
8/24/2021	200.99	1,128.85		
9/28/2021	205.91	1,334.76	5,175.80	
10/26/2021	205.80	1,540.56		
11/30/2021	201.12	1,741.68		
12/29/2021	195.77	1,937.45	7,949.36	
1/25/2022	215.59	2,153.04		
3/1/2022	218.77	2,371.81		
3/29/2022	221.10	2,592.91	9,438.45	364.01
4/26/2022	223.42	2,816.33		
5/24/2022	236.53	3,052.86		
6/28/2022	240.43	3,293.29	10,736.45	326.01
7/26/2022	231.70	3,524.99		
8/30/2022	230.16	3,755.15		
9/27/2022	243.39	3,998.54	12,764.14	319.22
10/25/2022	248.55	4,247.09		
11/29/2022	227.13	4,474.22		
12/28/2022	234.13	4,708.35	16,077.60	341.47
1/24/2023	220.31	4,928.66		
2/28/2023	218.32	5,146.98		
3/28/2023	227.67	5,374.65	19,299.29	359.08
4/25/2023	214.19	5,588.84		
5/30/2023	218.52	5,807.36		
6/27/2023	224.38	6,031.74	21,844.55	362.16
7/25/2023	216.33	6,248.07		
8/29/2023	223.80	6,471.87		
9/26/2023	224.50	6,696.37	23,862.51	356.35
10/24/2023	232.40	6,928.77		
12/31/2023		6,928.77	27,118.51	391.39

**CBF Church of England Global Equity I**  
GB00B29KQ176

Date	Shares Purchased	Total Shares
		0.00
4/6/2021	210.57	210.57
5/25/2021	163.88	374.45
6/29/2021	156.12	530.57
7/27/2021	151.87	682.44
8/24/2021	148.95	831.39
9/28/2021	151.34	982.73
10/26/2021	148.63	1,131.36
11/30/2021	144.64	1,276.00
12/29/2021	143.36	1,419.36
1/25/2022	156.47	1,575.83
3/1/2022	158.68	1,734.51
3/29/2022	152.73	1,887.24
4/26/2022	158.15	2,045.39
5/24/2022	167.86	2,213.25
6/28/2022	166.24	2,379.49
7/26/2022	158.80	2,538.29
8/30/2022	154.95	2,693.24
9/27/2022	158.31	2,851.55
10/25/2022	162.09	3,013.64
11/29/2022	160.17	3,173.81
12/28/2022	163.35	3,337.16
1/24/2023	155.71	3,492.87
2/28/2023	156.12	3,648.99
3/28/2023	157.60	3,806.59
4/25/2023	152.71	3,959.30
5/30/2023	151.85	4,111.15
6/27/2023	153.13	4,264.28
7/25/2023	147.69	4,411.97
8/29/2023	149.85	4,561.82
9/26/2023	149.50	4,711.32
10/24/2023	153.39	4,864.71
12/31/2023		4,864.71

End Quarter  
Valuation

End  
Month  
Mid Price

# The CBF Church of England Equity Fund

2,719.91

Key facts

Fund overview

Fund documents

For Diocese use on

5,185.96

Accumulation ▾

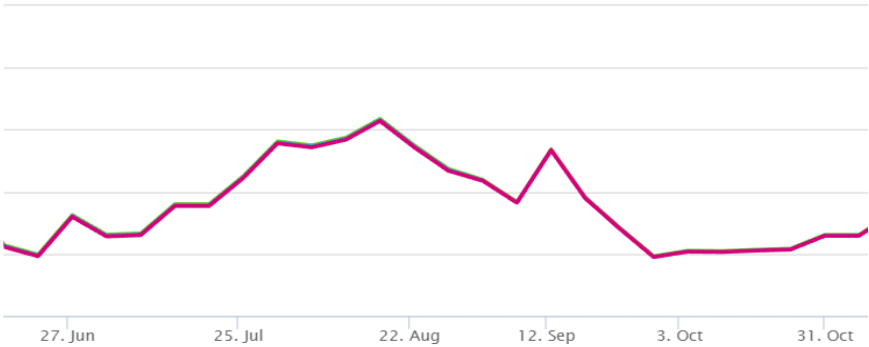
Zoom 1m 3m 6m YTD 1y All

7,899.73

9,851.20 521.99

11,204.78 470.89

14,082.09 493.84



16,431.51 492.38

19,562.83 513.92

22,730.74 533.05

Key facts

Fund overview

Fund documents

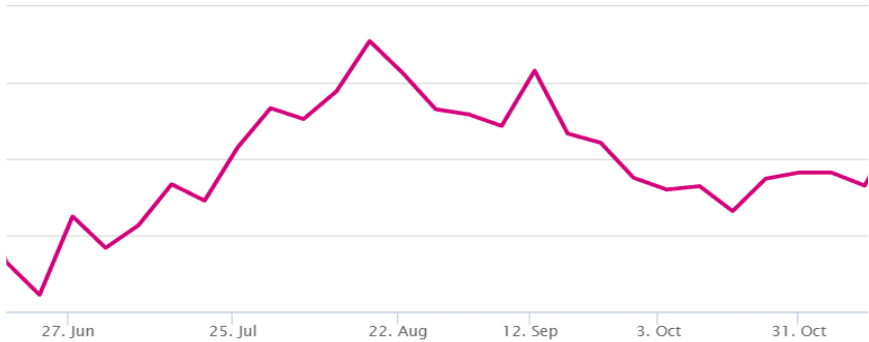
For Diocese use only

25,211.69 535.13

Accumulation ▾

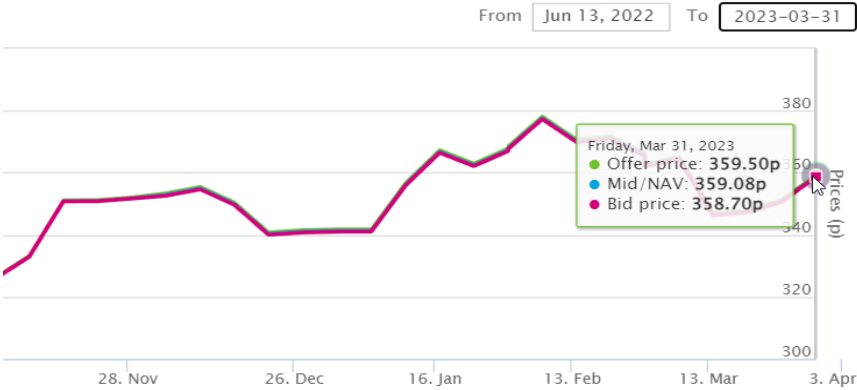
Zoom 1m 3m 6m YTD 1y All

28,258.61 580.89



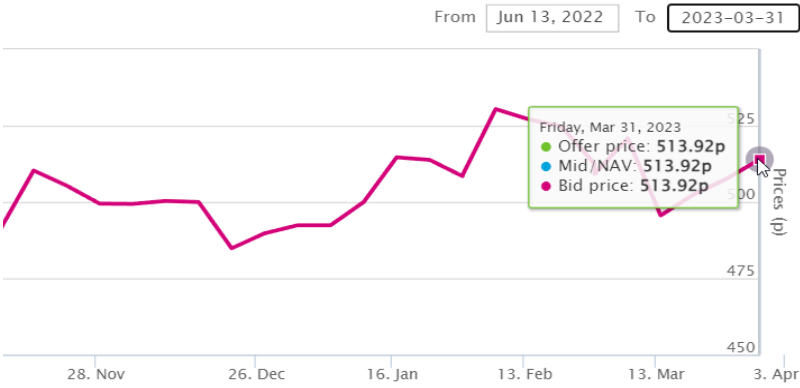
# land UK

ly Ready to invest?



# and Global

) Ready to invest?





Date Paid in	Description	Total	Gift Aid		Non Gift Aid	
			Small Cash Donations	Cheques- Gift Aid	Large cash donations	Cheques - Non Gift Aid
2/7/2023	January collections	53.76	53.76			
3/16/2023	Dnipro collection	45.00	45.00			
3/16/2023	Feb - March collections	55.00	55.00			
		0.00				
<b>Total Quarter 1</b>		153.76	153.76	0.00	0.00	0.00
4/18/2023	April collections	1140.00	140.00			1000.00
5/23/2023	May collections	30.10	30.10			
		0.00				
		0.00				
<b>Total Quarter 2</b>		1170.10	170.10	0.00	0.00	1000.00
7/10/2023	June collections	305.00	105.00			200.00
7/10/2023	July collections	60.00	60.00			
9/28/2023	Aug - Sep collections	222.39	222.39			
		0.00				
<b>Total Quarter 3</b>		587.39	387.39	0.00	0.00	200.00
11/13/2023	Oct collections	112.93	112.93			
12/14/2023	Nov - Dec collections	96.50	96.50			
		0.00				
		0.00				
<b>Total Quarter 4</b>		209.43	209.43	0.00	0.00	0.00
<b>TOTAL</b>		<b>2120.68</b>	<b>920.68</b>	<b>0.00</b>	<b>0.00</b>	<b>1200.00</b>

Gift Aid

Date	Details	Donated	Fee	Received	Donations - Gift Aided	Targeted large donations Gift Aided	Targeted Small Donations
1/8/2023	Dnipro	50.00	0.85	49.15			
		0.00	0.00	0.00			
1/12/2023	Giggles	5.00	0.08	4.92			
1/12/2023	Giggles	1.00	0.02	0.98			
1/15/2023	Collection	20.00	0.34	19.66			
		0.00	0.00	0.00			
1/19/2023	Giggles	1.00	0.02	0.98			
1/19/2023	Giggles	2.00	0.03	1.97			
1/22/2023	Collection	20.00	0.34	19.66			
		0.00	0.00	0.00			
1/26/2023	Giggles	2.00	0.03	1.97			
		0.00	0.00	0.00			
2/2/2023	Giggles	1.00	0.02	0.98			
2/2/2023	Giggles	1.00	0.02	0.98			
2/2/2023	Giggles	4.00	0.07	3.93			
		0.00	0.00	0.00			
2/9/2023	Giggles	2.00	0.03	1.97			
2/9/2023	Giggles	1.00	0.02	0.98			
2/9/2023	Giggles	1.00	0.02	0.98			
2/12/2023	Collection	10.00	0.17	9.83			
		0.00	0.00	0.00			
2/19/2023	Collection	20.00	0.34	19.66			
		0.00	0.00	0.00			
2/26/2023	Collection	10.00	0.17	9.83			
		0.00	0.00	0.00			
3/12/2023	Collection	50.00	0.85	49.15			
3/12/2023	Dnipro	50.00	0.85	49.15			
3/12/2023	Dnipro	1000.00	16.90	983.10		1000.00	
3/12/2023	Dnipro	30.00	0.51	29.49			30.00
3/12/2023	Dnipro	30.00	0.51	29.49			30.00
		0.00	0.00	0.00			
3/16/2023	Giggles	6.00	0.10	5.90			
3/16/2023	Giggles	1.00	0.02	0.98			
3/19/2023	Collection	20.00	0.34	19.66			
		0.00	0.00	0.00			
		0.00	0.00	0.00			
		0.00	0.00	0.00			
		0.00	0.00	0.00			
		0.00	0.00	0.00			
		0.00	0.00	0.00			
<b>Q1</b>	<b>TOTALS</b>	<b>1338.00</b>	<b>22.65</b>	<b>1315.35</b>	<b>0.00</b>	<b>1000.00</b>	<b>60.00</b>
4/20/2023	Giggles	1.00	0.02	0.98			
4/23/2023	Collection	20.00	0.34	19.66			
		0.00	0.00	0.00			
4/27/2023	Giggles	1.00	0.02	0.98			

	0.00	0.00	0.00				
5/11/2023 Giggles	1.00	0.02	0.98				
5/11/2023 Giggles	1.00	0.02	0.98				
5/11/2023 Giggles	1.00	0.02	0.98				
5/14/2023 Collection	20.00	0.34	19.66				
	0.00	0.00	0.00				
5/25/2023 Giggles	1.00	0.02	0.98				
5/28/2023 Collection	100.00	1.69	98.31				
	0.00	0.00	0.00				
6/4/2023 Cake Sale for BMS	10.00	0.17	9.83				10.00
6/4/2023 Cake Sale for BMS	10.00	0.17	9.83				10.00
6/4/2023 Cake Sale for BMS	5.00	0.08	4.92				5.00
6/4/2023 Cake Sale for BMS	10.00	0.17	9.83				10.00
6/4/2023 Cake Sale for BMS	5.00	0.08	4.92				5.00
6/4/2023 Cake Sale for BMS	10.00	0.17	9.83				10.00
6/8/2023 Giggles	1.00	0.02	0.98				
6/11/2023 Collection	20.00	0.34	19.66				
6/22/2023 Giggles	1.00	0.02	0.98				
6/22/2023 Giggles	1.00	0.02	0.98				
6/22/2023 Giggles	2.00	0.03	1.97				
6/22/2023 Giggles	1.00	0.02	0.98				
6/22/2023 Giggles	1.00	0.02	0.98				
<b>Q2 TOTALS</b>	<b>223.00</b>	<b>3.80</b>	<b>219.20</b>	<b>0.00</b>	<b>0.00</b>	<b>50.00</b>	
6/29/2023 Giggles	2.50	0.04	2.46				
6/29/2023 Giggles	3.00	0.05	2.95				
6/29/2023 Giggles	1.00	0.02	0.98				
7/6/2023 Giggles	1.00	0.02	0.98				
7/6/2023 Giggles	1.00	0.02	0.98				
7/9/2023 Collection	20.00	0.34	19.66				
7/13/2023 Giggles	3.00	0.05	2.95				
8/6/2023 Collection	20.00	0.34	19.66				
9/3/2023 Collection	20.00	0.34	19.66				
9/7/2023 Giggles	2.00	0.03	1.97				
9/10/2023 Collection	20.00	0.34	19.66				
9/10/2023 Collection	10.00	0.17	9.83				
9/21/2023 Giggles	1.00	0.02	0.98				
9/21/2023 Giggles	1.00	0.02	0.98				
9/24/2023 Collection	10.00	0.17	9.83				
9/24/2023 Foodbank	10.00	0.17	9.83				10.00
9/24/2023 Collection	10.00	0.17	9.83				
9/24/2023 Foodbank	10.00	0.17	9.83				10.00
9/24/2023 Collection	10.00	0.17	9.83				
<b>Q3 TOTALS</b>	<b>155.50</b>	<b>2.65</b>	<b>152.85</b>	<b>0.00</b>	<b>0.00</b>	<b>20.00</b>	

9/28/2023 Giggles	2.00	0.03	1.97				
9/28/2023 Giggles	1.00	0.02	0.98				
9/28/2023 Giggles	1.00	0.02	0.98				
10/1/2023 Collection	20.00	0.34	19.66				
10/1/2023 Collection	50.00	0.85	49.15				
10/5/2023 Giggles	2.00	0.03	1.97				
10/5/2023 Giggles	1.00	0.02	0.98				
10/5/2023 Giggles	1.00	0.02	0.98				
10/15/2023 Collection	10.00	0.17	9.83				
10/19/2023 Giggles	1.00	0.02	0.98				
10/19/2023 Giggles	1.00	0.02	0.98				
10/29/2023 Collection	20.00	0.34	19.66				
10/29/2023 Collection	2.00	0.03	1.97				
10/29/2023 Collection	1.00	0.02	0.98				
10/29/2023 Collection	1.00	0.02	0.98				
11/2/2023 Giggles	2.00	0.03	1.97				
11/2/2023 Giggles	1.00	0.02	0.98				
11/9/2023 Giggles	1.00	0.02	0.98				
11/9/2023 Giggles	2.00	0.03	1.97				
11/9/2023 Giggles	2.00	0.03	1.97				
11/9/2023 Giggles	1.00	0.02	0.98				
11/16/2023 Giggles	1.00	0.02	0.98				
11/16/2023 Giggles	2.00	0.03	1.97				
11/16/2023 Giggles	2.00	0.03	1.97				
11/16/2023 Giggles	1.00	0.02	0.98				
11/19/2023 Collection	10.00	0.17	9.83				
11/23/2023 Giggles	2.00	0.03	1.97				
11/26/2023 Collection	20.00	0.34	19.66				
11/26/2023 Collection	50.00	0.85	49.15				
11/30/2023 Giggles	1.00	0.02	0.98				
11/30/2023 Giggles	2.00	0.03	1.97				
11/30/2023 Giggles	2.00	0.03	1.97				
12/7/2023 Giggles	1.00	0.02	0.98				
12/7/2023 Giggles	1.00	0.02	0.98				
12/14/2023 Giggles	1.00	0.02	0.98				
12/14/2023 Giggles	2.00	0.03	1.97				
12/14/2023 Giggles	2.00	0.03	1.97				
<b>Q4 TOTALS</b>	<b>223.00</b>	<b>3.79</b>	<b>219.21</b>	<b>0.00</b>	<b>0.00</b>	<b>0.00</b>	

Q1	TOTALS	1338.00	22.65	1315.35	0.00	1000.00	60.00
Q2	TOTALS	223.00	3.80	219.20	0.00	0.00	50.00
Q3	TOTALS	155.50	2.65	152.85	0.00	0.00	20.00
Q4	TOTALS	223.00	3.79	219.21	0.00	0.00	0.00
2023 TOTALS		1939.50	32.89	1906.61	0.00	1000.00	130.00

Non Gift Aid

Small Donations	Large Donations Non gift aid	Giggles	Targeted	Payout date	Paid out total
			50.00		
				1/10/2023	49.15
		5.00			
20.00		1.00			
				1/17/2023	25.56
		1.00			
20.00		2.00			
				1/24/2023	22.61
		2.00			
				1/31/2023	1.97
		1.00			
		1.00			
		4.00			
				2/7/2023	5.89
		2.00			
		1.00			
10.00		1.00			
				2/14/2023	13.76
20.00					
				2/21/2023	19.66
10.00					
				2/28/2023	9.83
50.00					
			50.00		
				3/14/2023	1140.38
		6.00			
20.00		1.00			
				3/21/2023	26.54
150.00	0.00	28.00	100.00		1315.35
		1.00			
20.00					
				4/25/2023	20.64
		1.00			

				<b>5/2/2023</b>	<b>0.98</b>
		1.00			
		1.00			
		1.00			
20.00				<b>5/16/2023</b>	<b>22.60</b>
		1.00			
	100.00			<b>5/30/2023</b>	<b>99.29</b>
				<b>6/6/2023</b>	<b>49.16</b>
		1.00			
20.00				<b>6/13/2023</b>	<b>20.64</b>
		1.00			
		1.00			
		2.00			
		1.00			
		1.00			
				<b>6/27/2023</b>	<b>5.89</b>
<b>60.00</b>	<b>100.00</b>	<b>13.00</b>	<b>0.00</b>		<b>219.20</b>
		2.50			
		3.00			
		1.00		<b>7/3/2023</b>	<b>6.39</b>
		1.00			
		1.00			
20.00				<b>7/10/2023</b>	<b>21.62</b>
		3.00			
				<b>7/17/2023</b>	<b>2.95</b>
20.00				<b>8/7/2023</b>	<b>19.66</b>
20.00				<b>9/4/2023</b>	<b>19.66</b>
		2.00			
20.00					
10.00				<b>9/11/2023</b>	<b>31.46</b>
		1.00			
		1.00			
10.00					
10.00					
10.00				<b>9/25/2023</b>	<b>51.11</b>
<b>120.00</b>	<b>0.00</b>	<b>15.50</b>	<b>0.00</b>		<b>152.85</b>

		2.00			
		1.00			
		1.00			
20.00					
	50.00				
			10/2/2023	72.74	
		2.00			
		1.00			
		1.00			
			10/9/2023	3.93	
10.00					
			10/16/2023	9.83	
		1.00			
		1.00			
			10/23/2023	1.96	
20.00					
2.00					
1.00					
1.00					
			10/30/2023	23.59	
		2.00			
		1.00			
			11/6/2023	2.95	
		1.00			
		2.00			
		2.00			
		1.00			
			11/13/2023	5.90	
		1.00			
		2.00			
		2.00			
		1.00			
10.00					
			11/20/2023	15.73	
		2.00			
20.00					
50.00					
			11/27/2023	70.78	
		1.00			
		2.00			
		2.00			
			12/4/2023	4.92	
		1.00			
		1.00			
			12/11/2023	1.96	
		1.00			
		2.00			
		2.00			
			12/18/2023	4.92	
134.00	50.00	39.00	0.00	219.21	



150.00	0.00	28.00	100.00	1315.35
60.00	100.00	13.00	0.00	219.20
120.00	0.00	15.50	0.00	152.85
134.00	50.00	39.00	0.00	219.21
464.00	150.00	95.50	100.00	1906.61

**Free Giving Calculation 2023**

	<b>Total</b>	<b>Q1</b>	<b>Q2</b>	<b>Q3</b>	<b>Q4</b>
Gift Aid regular direct payments	33149.18	11855.00	7600.00	6270.00	7424.18
Gift Aid small donations scheme	875.68	108.76	170.10	387.39	209.43
Targeted donations - Gift Aid + GASDS	2545.00	1545.00	1000.00	0.00	0.00
SumUp church donations - GA + GASDS	464.00	150.00	60.00	120.00	134.00
SumUp target donations - GA + GASDS	1130.00	1060.00	50.00	20.00	0.00
Other Gift Aid Donations (incl cheques)	80.00	80.00	0.00	0.00	0.00
Total Gift Aid Receipts	38243.86	14798.76	8880.10	6797.39	7767.61
Tax to be reclaimed	9560.97	3699.69	2220.03	1699.35	1941.90
Gross Gift Aid Receipts	47804.83	18498.45	11100.13	8496.74	9709.51
Non Gift Aid regular direct payments	2180.00	480.00	500.00	430.00	770.00
Non Gift Aid weekly collections	1200.00	0.00	1000.00	200.00	0.00
Non Gift Aid - targeted donations	2170.84	2000.00	0.00	170.84	0.00
Non Gift Aid - other free will gifts	0.00	0.00	0.00	0.00	0.00
SumUp church donations - Non Gift Aid	150.00	0.00	100.00	0.00	50.00
SumUp targeted donations - Non Gift Aid	100.00	100.00	0.00	0.00	0.00
Stewardship	9900.00	1350.00	1350.00	1350.00	5850.00
Charities Trust	952.00	204.25	224.25	224.25	299.25
Gross Income for purpose of tithe	64457.67	22632.70	14274.38	10871.83	16678.76
Less targeted Donations passed on to charities	5990.00				
Less SumUp fees	31.16				
Church Free Income including Tax Reclaimable	<b>58436.50</b>				
Church tithe 10% thereof	<b>5843.65</b>				

**Payments to Charities 2023 (tithe payments only)**

	<b>Total</b>	<b>Q1</b>	<b>Q2</b>	<b>Q3</b>	<b>Q4</b>
BMS World Mission	1550.00	400.00	0.00	400.00	750.00
LBA Home Mission	1550.00	400.00	0.00	400.00	750.00
VPM	1250.00	350.00	0.00	400.00	500.00
Dnipro	1350.00	450.00	0.00	400.00	500.00
Spinnaker Trust	0.00	0.00	0.00	0.00	0.00
International Needs	0.00	0.00	0.00	0.00	0.00
Open Doors	0.00	0.00	0.00	0.00	0.00
Total	5700.00	1600.00	0.00	1600.00	2500.00

re. 2022

	5843.65 Total due for 2023 income
Paid (2023 income)	
1150.00	
1150.00	
900.00	
900.00	
0.00	
0.00	
0.00	
4100.00	4100.00 Total paid in 2023 re 2023 income
	<b>1743.65</b> To pay re 2023 income

**EPSOM BAPTIST CHURCH CIO**  
**BUDGET FORECAST 2023**

<b>Receipts</b>	<b>Receipts Year 2023 Actual</b>	<b>Receipts 2023 Budget</b>	<b>Receipts 2022 Actuals</b>	<b>Receipts 2022 Budget</b>
Regular giving	48257	49000	44674	49000
Other gifts and donations including SumUp	3787	2500	2309	1500
Gift Aid	10019	9500	9618	12200
Interest on bank deposits	3227	2000	2165	1250
Rents and contributions for use of premises	61538	62000	56147	56185
Insurance settlements	0		0	0
HMRC Job Retention Scheme grant	0		0	0
Targeted collections for other causes (excludes	4716		2122	0
Error Corrections	2913		3042	0
<b>Total Receipts</b>	<b>134457</b>	<b>125000</b>	<b>120076</b>	<b>120135</b>

<b>Payments</b>	<b>Payments Year 2023 Actual</b>	<b>Payments 2023 Budget</b>	<b>Payments 2022 Actuals</b>	<b>Payments 2022 Budget</b>
<b>Ministry</b>				
Stipends, wages and employment costs	74369	79270	71531	79270
Minister's Accommodation	24149	23500	23125	22011
Travel & Subsistence	154	300	217	600
Visiting Speakers	100		0	150
	<b>98773</b>	<b>103070</b>	<b>94872</b>	<b>102031</b>

<b>Mission</b>				
Donations to Other Causes	15985	8000	7888	6270
Evangelism (including Giggles)	729	300	460	500
Children and Youth Work	1930	600	561	500
Publicity	434	500	459	2000
Refreshments and Catering	386	300	240	700
Sundry Expenses	650	200	268	500
	<b>20113</b>	<b>9900</b>	<b>9875</b>	<b>10470</b>

<b>Upkeep of Church Premises</b>				
Light, Heat and Water	6434	9500	9422	4600
Insurances	2630	2400	2308	2100
Equipment	873	500	462	500
Repairs and Maintenance	1645	5000	2587	3000
Legal Fees	0		0	0
	<b>11582</b>	<b>17400</b>	<b>14780</b>	<b>10200</b>

<b>Administration</b>				
Staff wages and employment costs	9048	9000	8308	18462
Training and Development	20	1200	472	1200
General Expenses	0	150	140	750
Licensing & Software	843	800	763	800
Communications	874	1000	958	1600
Professional Fees	1165	1300	1225	1500
Stationery and Consumables	634	500	60	2400
Subscriptions	772	950	909	945
	<b>13357</b>	<b>14900</b>	<b>12834</b>	<b>27657</b>

Error Corrections	1879		3053	
<b>Total Payments</b>	<b>145704</b>	<b>145270</b>	<b>135414</b>	<b>150358</b>

<b>Surplus</b>	<b>-11247</b>	<b>-20270</b>	<b>-15338</b>	<b>-30223</b>
----------------	---------------	---------------	---------------	---------------

When doing 2024 budget, use actual figures to November and estimate December

**Epsom Baptist Church CIO – Company No. CE011319 – Charity No. 1173824**

**Annual Report and Accounts**

Period ended 31/12/2023

**CONTENTS**

Company Information	page 2
Directors Report	page 3
Profit and Loss Account	page 4
Balance Sheet	page 5
Independent Examiner's Statement	page 6
Notes to the Accounts	page 7

**Epsom Baptist Church CIO**  
**Charity Information**

**Trustees**

Michael Thornton  
Wendy Gonzalez Criollo  
David James Waddell  
Handley Charles Dibben Hammond  
Ewen MacKay  
Stewart Bowman  
XX – Trustee with Dispensation

**Bankers**

Metro Bank  
One Southampton Row, London WC1B 5HA

**Company Registered Number**

CE011319

**Charity Number**

1173824

**Epsom Baptist Church CIO**  
**Directors Report**

The trustees present their annual report and accounts for the period ended 31 December 2023.

**Principal Activities**

The organisation was engaged in charitable and religious activities.

**Trustees**

The trustees who served between 1 January 2023 and the date of this report were as follows:

Name	Date Appointed	Date Resigned
Michael Thornton		
Wendy Gonzalez Criollo		
David James Waddell		
Michael Parker		22/11/2023
Handley Charles Dibben Hammond		
Ewen MacKay	22/11/2023	
Stewart Bowman	22/11/2023	
XX – Trustee with Dispensation		

The company is a Charitable Incorporated Organisation so the trustees do not hold any shares in the company or receive any dividend payments.


**Small Company Special Provisions**

The report of the trustees has been prepared in accordance with the special provisions of part 15 of the Companies Act 2006 relating to small companies.

This annual report was approved by the board on 18 June 2024.



Michael Thornton  
Chair



David James Waddell  
Treasurer



**Epsom Baptist Church CIO****Income and Expenditure Account for the period from 1 January 2023 to 31 December 2023**

	Notes	2023 £	2022 £
<b>Income :</b>			
Gift Aided Donations		39097	38956
Manse Rent		25141	23118
Hall and Office Rental		23637	22524
Car Park Rental		16940	15376
Non Gift Aided Donations		16595	10071
Gift Aid Tax Refund		9774	9727
Interest		3507	2205
<b>Total Income</b>		<b>134691</b>	<b>121977</b>
<b>Expenses :</b>			
Wages and Salaries		66556	66014
Rent in lieu of Manse		20358	19500
Pensions		16864	13809
Tithes and Other Donations to Third Parties		16172	7938
Light and Heat		5102	7996
Council Tax, Water and other Service Charges		4002	3470
Property Management Fees		3450	3300
Repairs and Maintenance		3163	3380
Insurance Premiums		2439	1991
Events, Hospitality and Entertaining		562	294
Memberships and other Subscriptions		1263	1156
Accountancy and Payroll		1200	1165
Equipment Expensed		1158	506
Telephone and Fax		756	866
Stationery and Printing		577	56
Advertising and PR		407	432
Information and Publications		361	213
Travel and Subsistence		230	217
Software		204	206
Staff Training and Welfare		149	525
Broadband and Internet		114	129
Freelance/Self Employed Workers		100	0
Cleaning		45	60
Bank Charges		34	(77)
Sundries		1245	948
<b>Total Expenditure</b>		<b>146511</b>	<b>134094</b>
<b>Surplus/(Deficit) for the period</b>		<b>(11820)</b>	<b>(12117)</b>
Gains/(Losses) on Equities		3668	(2540)
<b>Retained Surplus/(Deficit) for the period</b>		<b>(8152)</b>	<b>(14657)</b>
Income and Expenditure account brought forward		2477161	2491818
Income and Expenditure account carried forward		2469009	2477161

**Epsom Baptist Church CIO**  
**Balance Sheet as at 31 December 2023**

	Notes	2023 £	2022 £
<b>Current Assets:</b>			
Equipment		25000	25000
Property		2300000	2300000
Equity Funds		55377	32509
Debtors		9956	10221
Prepayments		2849	2313
Bank Deposits		89738	120185
<b>Total Assets</b>		<b>2482920</b>	<b>2490228</b>
<b>Current Liabilities:</b>			
Creditors – Amount falling due within one year	4	2939	2928
Accruals and Deferred Income received in advance		10972	10139
<b>Total Liabilities</b>		<b>13911</b>	<b>13067</b>
<b>Net Assets</b>		<b>2469009</b>	<b>2477161</b>
<b>Capital and Reserves:</b>	5		
Called up share capital		0	0
Income and Expenditure Account		2469009	2477161
<b>Surplus Funds</b>		<b>2469009</b>	<b>2477161</b>
<b>Application of Assets to Funds</b>			
General Fund		2467009	2475161
Building Fund		2000	2000
<b>Total Assets</b>		<b>2469009</b>	<b>2477161</b>

For the period ending 31 December 2023 the company was entitled to exemption under section 477(2) of the Companies Act 2006.

The members have not required the company to obtain an audit in accordance with section 476 of the Companies Act 2006.

The trustees acknowledge their responsibility for complying with the requirements of the Act with respect to accounting records and for the preparation of accounts which includes:


- (i) Ensuring that the company keeps proper accounting records which comply with section 386; and

- (ii) Preparing accounts which give a true and fair view of the state of affairs of the company as at the end of the financial year, and of its profit and loss for the financial year, in accordance with the requirements of Section 393, and which otherwise comply with the requirements of the Companies Act relating to accounts, so far as applicable to the company.

These accounts have been prepared in accordance with the provisions applicable to companies subject to the small companies regime.



Michael Thornton  
Chair



David James Waddell  
Treasurer

Approved by the board on 10<sup>th</sup> June 2024

#### Independent Examiner's Statement

Epsom Baptist Church CIO is a Charitable Incorporated Organisation and is a Registered Charity. The charity's trustees consider that an audit is not required for this year under section 43(2) of the Charities Act 1993. In connection with my examination no matter has come to my attention which gives me reasonable cause to believe that in any material respect the requirements:

- (a) To keep accounting records in accordance with section 41 of the 1993 Act; and
- (b) To prepare accounts which accord with the accounting records and comply with the accounting requirements of the 1993 Act

have not been met; or to which, in my opinion, attention should be drawn in order to obtain a proper understanding of the accounts to be reached.



Bruce Embleton MSc ICPA  
Faith in Finance Limited  
8 Old James Street  
Nunhead  
London  
SE15 3TS  
25 June 2024

## **Epsom Baptist Church CIO**

### **Notes to the Accounts for the period 1 January 2022 to 31 December 2022**

#### **1. Accounting Policies**

##### **Accounting Convention**

The accounts have been prepared under the historical cost convention.

#### **2. Reserved Funds**

The charity has a Building Fund but there are no other reserved funds at this time.

#### **3. Charitable Incorporated Organisation**

The company is a Charitable Incorporated Organisation without shareholders. As a result no taxes are payable on its surplus funds and there are no dividends payable to shareholders.

#### **4. Creditors – Amount falling due within one year**

Accountancy and Payroll Fees	840
Other Trade Creditors	362
Bank Loans and Overdrafts	0
Loans from Trustees	0
Corporation Tax	0
VAT	0
Salaries & Pensions	0
Charitable Donations	1737

#### **5. Share Capital**

Due to the company's status as a Charitable Incorporated Organisation there is no authorised share capital whether issued or not.

