

# Advocacy West Wales — Eiriolaeth Gorllewin Cymru



## ANNUAL REPORT 2020 - 2021

**Registered Office**  
**Advocacy West Wales—Eiriolaeth**  
**Gorllewin Cymru**  
**36/38 High Street**  
**Haverfordwest**  
**SA61 2DA**

**Tel/Fax: 01437 762935**  
**Registered Charity No: 1172200**

## **Chair's Report 2020-2021**

For the second year COVID has been a major challenge, although thankfully, the risk management measures put in place across the organisation have continued to limit the disruption to our clients. Our amazing team have continued to provide a service including face to face working and, as you will hear, the numbers of referrals and levels of activity are at pre-COVID levels or above. I cannot stress enough the commitment and good will shown by all team members throughout this episode. This has been recognised by our Commissioners in their quarterly reviews.

In recognition of their efforts we have obtained a grant from The Tudor Trust to fund several healthy, recreational days out to enhance the “well-being” of the whole team.

Since the merger in March 2020, Advocacy West Wales-Eiriolaeth Gorllewin Cymru (AWW-EGC) has nearly doubled in size, from 13 to 22 members of staff.

We have appointed a Finance Officer, Temitope Adebayo to assist the Chief Officer in preparing the management accounts, preparation and monitoring of the budget and preparing reports for funders and Commissioners. Some of this work was previously outsourced, and I must thank Denise Davies of SMART Bookkeeping for her diligence over the years.



Three Supervisors have been appointed from the team, Andrea Potter, Ed Latter and Nia Williams, to provide professional/clinical support and supervision in each of the three counties. Kate Bailey continues as Assistant Manager, supporting the Chief Officer in team and community service development whilst holding a small advocacy caseload.

As reported by Mike Harries, our Independent Examiner, we continue to be a financially well run and sustainable organisation. For this I must credit the effective team of Mike, our Treasurer Carolyn Oakley and Finance Officer Temitope.

As well as receiving grants from The Lloyds Bank Foundation, I must also thank The Tudor Trust for their funding of the Carmarthenshire “Drop-In” Service, Hywel Dda for funding the pilot Ceredigion “All Ages” Community Advocacy Service, and Pembrokeshire People First and Pembrokeshire County Council for their funding support to the Pembrokeshire Advocacy Service for People with a Learning Disability and Autistic People

As a result of changes in work practices, such as adopting a mix of office working and working from home, we have moved to a smaller, but more modern and comfortable office in Carmarthen at Yr Atom, also in King Street. This will be easily accessible to meet clients in a comfortable, relaxed environment. It will also enable informal “networking” with other community organisations. Thanks to Sue Blanter, the Office Manager, and Peggy Spooner, Project Worker, for this smooth and well organised operation earlier this month.

Looking forward, we are hopeful that we are successful in the recent tender for the Independent Mental Health Advocacy (IMHA) contract with Hywel Dda University Health Board.

Over the last six months there have been major changes to the Board of Trustees, with resignations from Dinah Davies our Vice Chair and former Chair of Eiriol, David Jones and Huw Michael, both former Trustees of Eiriol. I would like to thank them for their commitment and hard work during the merger process and subsequent integration of the two organisations.

I must also pay tribute to Andrew Armstrong, our longest serving Trustee of 14 years, who has retired to Wiltshire. We thank Andrew for his valuable contributions over the years and wish he and his wife a happy retirement in a county with some excellent breweries.

Thanks also to my fellow Trustees, Helen Buckland, Jane Kelso, Carolyn Oakley and Emlyn Schiavone, whose support and advice I value highly.

We will of course welcome enquiries from anyone with an interest in mental health willing to contribute their time as a Trustee of the organisation.



Andrew Watters  
Chairperson, AWW-EGC

### **TREASURER'S REPORT FOR THE YEAR ENDING 31 MARCH 2021**

The year ending 31 March 2021 marked the end of the first year of the merged organisation. (The merger between Eriol and AWW took place at the end of February 2020.) Obviously the pandemic created many problems and uncertainties for the new AWW-EGC and the successful integration, and indeed survival, of the organisation reflects the strength and good management of the staff and the generosity of our funders.

Total income for the year was £656,001 (AWW £390,505 in 2020). Total expenditure was £516,275 (AWW £382,971 in 2020) giving a surplus for the year of £139,726 (AWW surplus £7,534 in 2020). Total funds carried forward were £315,315 (AWW £139,197 in 2020). The surplus of restricted funds in part relates to early receipt of funds which will cover the cost of projects going into 2021-22.

AWW-EGC is financially very sound and is held in high regard by the Health Board and other funders. They are confident that their funds will be put to very good use by providing excellent advocacy services across the three counties of Pembrokeshire, Carmarthenshire and Ceredigion. We would like to thank everyone who has provided funding. Lloyds Foundation for core costs which continue to fund the Information Officer and Project Development worker. Funds from Tudor Trust continue to fund service development work in Carmarthenshire.

In April of this year AWW-EGC appointed Temitope Adebayo as Finance Officer. The size and complexity of the organisation made it necessary to move this role in house as there are now many different departments which all need to be monitored both individually and collectively. We thank Denise at Smart Bookkeeping for her work over the years and now welcome Temitope in her new role. She will provide regular management accounts for the Trustees and Chief Officer, Natasha Fox. This will ensure ongoing up to date financial information is available. We also thank Sue Blantern, Office Manager, for her input with bookkeeping and payroll. Thank you to all the staff for delivering excellent front line advocacy services to those who need it.

Again, we must thank Mike Harris FCCA, of L M Griffiths and Co, for producing the final accounts. Last, but certainly not least, a big thank you to Natasha for all her very hard work, planning, managing and leading the organisation. Her bid writing skills have contributed hugely to the financial stability of AWW-EGC, providing employment for many people and an ever-growing number of service users.

As Treasurer, I am confident that AWW-EGC will continue to go from strength to strength over the coming years.

Carolyn Oakley, Treasurer AWW-EGC

## **CHIEF OFFICER'S REPORT APRIL 2020 - MARCH 2021**

It has been another year full of developments here at AWW-EGC. I hope that you will enjoy reading about some of the achievements and challenges.

The organisation has developed over the last 18 months such that our employee team has doubled and we have 8 services currently being provided across the West Wales area. This makes us the largest provider of both statutory and non-statutory Independent Advocacy services in the region.

The organisation has seen further development this year with three new services:

The Tudor Trust funded advocacy service in Carmarthenshire, involving the establishment of drop-in advocacy services in Llanelli and Ammanford (2020-2023), the new Ceredigion All Ages Community Mental Health Advocacy Service (2020-2021), the Independent Advocacy Service for People with a Learning Disability and Autistic People in Pembrokeshire (2021).

**Covid-19 Pandemic:** The impact of the pandemic has continued to be felt across Wales, within AWW-EGC and, most importantly by the people we support.

After an initial period of remote working, the organisation worked to make a return to face to face working. This required extensive risk assessment and guidance, provision of PPE, protocols in settings, training, and more recently vaccination for our team and Lateral Flow Testing arrangements. We were one of the first third sector organisations to make a return to face to face working and to ensure that this remains our default position.

We were able to be involved in a sector wide response in the creation of an England and Wales wide Advocacy Leaders' Network. That network has pulled together in the biggest pieces of collaborative work across the sector, to provide much needed guidance during the pandemic, support for leaders, the compiling of surveys around the impact of the pandemic and changes among services for the people we support, and a report Valuing Voices: Protecting Rights Through the Pandemic and Beyond.

During this period our Team was supported to be based from home with all the challenges and some advantages that this brings. It has led to significant investment into our IT systems including a new client case management database. Thank you to Chris Hill and his team at Blue Door and to the AWW-EGC working party for their work in developing, testing and rolling out this new platform.

Feedback from clients and across the sector has been that technology is another tool in the toolkit of advocacy and in no way replaces the value of one to one in person advocacy – having your advocate alongside you in the room. We continue to work with clients who are denied in person hearings and significant meetings and who feel disadvantaged as a result. Our role is to advocate both individually and systemically to ensure that these do not become new norms and remain temporary adjustments for health protection reasons.

**Quote from a service user;**

'back then we were his only real care and support and thank you.'

Recovery, as a team, an organisation and for our work with clients, will continue well into next year. This

has been very resource intensive but we were fortunate to secure a Coronavirus Recovery Grant from the Community Foundation Wales (assisted by existing funder Lloyds Bank Foundation) which will go some way to recovering some of the costs of team time, technology investment and protective equipment required during this period.

We are also grateful to have received a Wellbeing Grant to support our employee team from Tudor Trust. The first Wellbeing day took place on 29 June and involved a lovely team walk in Ffynnone Woods followed by a picnic at Castell Newydd Emlyn in the grounds of the castle. The team will also benefit from a Team Beach Day and an activity day as part of our work to bring the team back together after COVID. More recently we have seen the development of workplace Wellbeing Champion Roles.

During this period we began working towards our Silver Investors in Carers Award.

**Training and Development Focus:** for AWW-EGC and the wider sector: 2020-2021 saw us lead a sector wide skills and knowledge development training series, some provided in-house with the more technical rights based training being provided by leading lawyers in the field of Mental Health and Mental Capacity Legislation and Social Care Law. Several advocates enrolled on the new Level 4 Independent Advocacy Qualification which we were involved in the development of, with other providers, Qualifications Wales, Social Care Wales and City and Guilds.

**Post-Merger Review and Development – November 2020:** The merger between AWW and Eiriol took place in March just weeks before the first COVID lockdown. The team and Trustees came together in November 2020 to undertake a review of the merger, its outcomes and future development of the organisation. Thanks must go to Angie Darlington of West Wales Action for Mental Health who facilitated that meeting. Further work to develop the Trustee Board will take place now that we are able to come together in person and October will see a Planning and Development Opportunities Meeting for the organisation.

As part of the development work since the merger we have strengthened our management structure with the development of the Assistant Manager role (Kate Bailey), the creation of three new supervisor roles drawn from our experienced advocacy team (Andrea Potter, Nia Williams and Ed Latter), a project development officer role (Peggy Spooner), as well as an additional client caseworker role (Sue Williams). More recently we have welcomed Temitope Adebayo to the role of Finance Officer and taken our finance provision back in house.

These roles, some of which have been partially supported by recent core cost grant funding, including from Lloyds Bank Foundation, have significantly enhanced management, development and support within the organisation, reducing workloads on managers whilst balancing that with our commitment to the provision of the maximum possible frontline advocacy services.

**Arrivals and Departures:** We welcomed a number of new team members during this period.

Kate Isherwood and Shelly Newton transferred from Pembrokeshire People First in January 2021 to provide the Independent Advocacy Service for People with a Learning Disability and Autistic People. Kate retired in May 2021 and we wish her well in her retirement and thank her for her valuable contribution in her short time with us. That service is now supported by Shelly Newton and Pete Irvine. The transfer of this service to AWW sees the effective amalgamation of the longest established local independent advocacy providers into one organisation AWW-EGC.

With our successful bid for a Community Mental Health Advocacy Service in Ceredigion, we welcomed Ceridwen Kabir to the team in January 2021. This service is available to people across the full age range including children and young people.

We said goodbye to Ceredigion advocate Jo Creasey and her role was taken up by Rachel Watt in Ceredigion in January 2021.

More recently we welcomed Temitope Adebayo to the role of Finance Officer, Amy Tynan to the Tudor Trust Drop-in Advocacy role and Natalie Sen to a cover role across Carmarthenshire and Pembrokeshire.

**Welsh Language Development:** A number of our colleagues are engaged in Welsh language training to enhance the level of available Welsh language provision already provided by our Welsh speaking colleagues. Additional support has been in place in the form of a Welsh Speakers' Lunch Club.

**Further achievements this year have been:** AWW-EGC continues to be a very active member of the Three County Advocacy Strategy Network. As Chief Officer I chaired the Network for over 3 full years during some of the most exciting and intensive times. This now involves attendance at the All Wales Chairs' Network. The networks have been crucial in providing mutual support and development over this last year. I stepped down as Chair of the regional network in the Spring of 2021 but continue to contribute to the National Chairs' Network.

It comes around every 3 years – the latter part of this reporting period saw us preparing for the reaccreditation of our Quality Performance Mark. We were awarded the QPM with an exemplary report. The report can be found on our website for those who are interested in reading more about how we ensure the highest quality of advocacy provision.


**Developments in Partnership Working:** The Resilience Hub (TRH) – the collaborative work undertaken in the Network and the perceived value of TRH has led to 2 new applications to join the Hub. We are working with both organisations to build independence, resilience, quality and professionalism in their advocacy services.

---

I will briefly detail the key aspects of services for which I have management responsibility. The Community Mental Health Advocacy Service in both Pembrokeshire and Carmarthenshire, the Carers' service in Carmarthenshire and the Service for People with a Learning Disability and Autistic People will be reported on by Kate Bailey. Pete Irvine will report on the Integrated Care Funding Development Advocate Role. Ed Latter will report on the new All Ages project in Ceredigion.

**Independent Mental Health Advocacy (IMHA):** The service has been impacted by Covid-19 during the whole of this reporting period. Initially the reduced admissions and restrictions to accessing wards resulted in a substantial reduction in referrals into the service. However with the return to face to face working in June 2020 service has recovered to pre-Covid levels.

This service continues to receive incredibly good feedback from clients and commissioners/other stakeholders alike. Thanks must go to the dedicated team across AWW-EGC in providing this service and continuing to strongly advocate client views and seek to uphold their



We worked with almost 700 people in our IMHA service last year .

rights and entitlements in an increasingly difficult environment in health and social services.

We continue to work to improve delivery with ongoing training, awareness training to referrers, better ways of working. Covid-19 saw the recommissioning of IMHA delayed for a 12 month period with a rollover for a like period. We await the outcome of the recent tender process at the point of going to print. With this and the regional IPA services also expected to go out to tender in late 2021 there will be no let up on our drive to ensure quality advocacy services in West Wales.

**Ceredigion Independent Professional Advocacy:** The project was commissioned from October 2019 as a partnership between AWW, Eiriol and PPF. Following the merger between AWW and Eiriol the partnership continued with PPF until they withdrew from independent advocacy work to focus on their core work. We sought a new partner in Age Cymru Dyfed who came on board to deliver the CIPA service with us from January 2021. Funding for this service has been extended to end March 2022.

The service continues to see regular referrals across a range of care and support needs and issues. Implementing new services in an area previously almost devoid of advocacy has been challenging, particularly so during a pandemic, but the service has been essential in this time to enable people to access services, safeguard individuals and protect rights.

At the time of writing this report it is understood that there is a commitment from local authority commissioners in the three counties to a regional commissioning process for advocacy under the Social Services and Wellbeing Act with a proposal to go out to tender this autumn with a contract start date of April 2022. We will be approaching the tender on a partnership basis.

**Quote from service user;**

'You are the only one who has constantly been there for me and I don't think that I would still have been here if it hadn't been for you and all your support. Thank you so much and I really do mean it.'

**Thanks and Acknowledgments:** The organisation is grateful to Pembrokeshire Association of Voluntary Services for continuing to host our Haverfordwest office and to Smart Bookkeeping and Mike Harries of LM Griffiths for assisting our Treasurer Carolyn Oakley and I in robustly maintaining our financial management arrangements.

Thanks go to our funders including Hywel Dda University Health Board, Ceredigion and Carmarthenshire County Councils, the Lloyds Foundation, the Tudor Trust, the Community Foundation Wales, Enhancing Pembrokeshire (Pembrokeshire County Council), and West Wales Care Partnership (Integrated Care Funding).

Finally, I would like to give special thanks to our entire team here at Advocacy West Wales-Eiriolaeth Gorllewin Cymru for their dedication and expertise, and the strong team spirit that they display. They have shown remarkable adaptability and resilience during this period. I look forward to working with the whole team over the next year and to see the organisation continue to go from strength to strength for the benefit of those who so need and rely upon our services.



With the very best of wishes to everyone involved with AWW-EGC.

## **COMMUNITY REPORT APRIL 2020 - MARCH 2021**

Everyone will be aware that one of the greatest impacts on the community service and our world over this period has been the COVID-19 pandemic.

For a short period of time in April and May 2020 at the initial lockdown, referrals into the community service decreased slightly. From June 2020 referral levels increased and continue to do so.

During the early stages of the first lockdown service was provided remotely. Following planning and risk assessment we gradually reintroduced face to face working in June 2020 for essential work that could not be carried out remotely. Through ongoing process of risk assessment we quickly returned to a default position of face to face visiting for all our clients. It was clear to us that the people we support were keen for services to be face to face, although a much wider use of technology continues so that there can be a blended approach of greater choice for those we support.

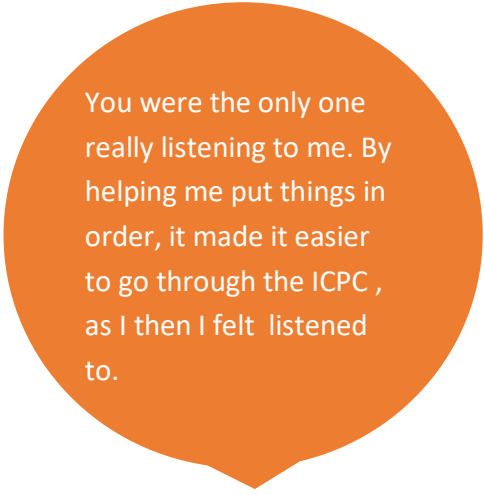
Our community service has also gone through extensive change following our merger with Eiriol in March 2020. From 1<sup>st</sup> January 2021 the independent advocacy service for people with a learning disability and autistic people transferred to AWW-EGC from Pembrokeshire People First with 2 advocates joining the team here. As a result, it has been an incredibly challenging time but also a very exciting season. It has been brilliant to see all our community services embrace the challenges they have faced and come out stronger. I would like to take this opportunity to thank all the advocates within the team as it has been down to their commitment, determination and professionalism that we are able to provide the services we do.

I will take this opportunity to provide a more specific update for all our community services:

### **The Community Mental Health Advocacy Service Pembrokeshire**

Apart from a short drop in referrals at the beginning of this reporting period the service has been consistently running at or very near to capacity. This is a very busy service with increasing demand. Post-merger we continued to review both community services within Pembrokeshire and Carmarthenshire. Within Pembrokeshire this led to the very welcome development of a client case worker role. We were very happy to have Sue Williams join our team in this role from September 2020. Kate Bailey stepped back from most of her direct advocacy role, to take a lead on community team development and management, and we welcomed Kate Roberts to the team in November 2020 to join Rebecca Arnold in the community.

There have been several developments following the introduction of our client case worker and this has supported an increase in the capacity of the service. Now processing new referrals and all initial contact is carried out by the client case worker. Weekly allocation meetings were introduced to support the service. Low level advocacy and signposting /referring can be carried out by the client case worker. Currently she will also keep in touch with clients if there is any delay in a 1:1 advocate being available to them. We will continue to work with the team and our clients to try and avoid the need for a formal



You were the only one really listening to me. By helping me put things in order, it made it easier to go through the ICPC, as I then I felt listened to.

waiting list at this point.

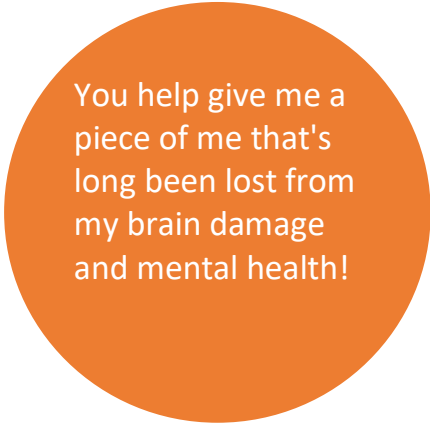
### **The Community Mental Health Advocacy Service Carmarthenshire,**

This has been a very long standing and well-established service within Carmarthenshire. We have worked with the team to build on this over the year. Initially it was a steep learning curve for all the advocates that came across to AWW-EGC as they had a lot of new computer systems and a database to learn how to use. It was essential to have these systems in place especially as the pandemic very quickly impacted on the service. Only a couple of weeks into the merger and the whole team at AWW-EGC was based at home due to the pandemic. I would say for everyone in the organisation it has been a challenging year but for the team who joined us right at the beginning of this it was very difficult in the early days.

As the months went on we developed new ways of working and continued to meet online to review the community service. We then focused on promoting the advocacy service within the local Community Mental Health Teams (CMHT). We needed to promote the service and increase referrals but felt this was especially true to re-establish our relationship with the local CMHT in an aim to increase referrals from them. I am pleased to report we achieved the desired affect and the service has seen an increase in referrals for people within the local CMHT. In recent months there have been considerable cover challenges with one advocate off long term. I would like to sincerely thank Claire Singleton, Peggy Spooner, Andrea Potter and the wider team for their dedication and hard work in keeping this service running.

### **Carers' Advocacy Service in Carmarthenshire**

One of the initial tasks we undertook post-merger was to review the Carers' Advocacy Service. Initially all three advocates provided both Carers and Community Mental Health Advocacy. However, whilst reviewing the Carers' Service we saw the rate of referrals were very low. We have made significant changes to address this. Our part time advocate Elaine Lewis took on the challenge to be AWW-EGC Carers' Advocate. She has worked closely with Peggy Spooner our Project Development Officer to redevelop the service and promote this within the local community. Their hard work has really paid off and we now have a clear identifiable service with increasing referrals. My thanks goes out to them both for all the hard work they have put in to achieve this.



You help give me a piece of me that's long been lost from my brain damage and mental health!

### **Service for People with a Learning Disability and Autistic People**

The service came across to AWW-EGC in January 2021. This has been an exciting development to establish advocacy for people with learning disabilities and autistic people within a specific advocacy organisation. We have a centralised first point of contact so Sue Williams our client case worker receives all referrals and makes initial contact. This has helped all referring agencies to be able to utilise the same referral process for all our advocacy services in Pembrokeshire. We continue to keep this service under review and look to work with our Project Development Officer to explore further funding opportunities to enable us to increase capacity of the service and the sustainability of its funding.

Across all community services we have seen an increase in the number and complexity of safeguarding

referrals this year, particularly for parents with children in safeguarding processes. Anecdotally, this appears to correlate to the COVID-19 pandemic and the impact of this on support services and individual families.

Kate Bailey

Assistant Manager AWW-EGC.



We worked with  
over 1100 people  
in our Community  
Service last year

### **Ceredigion All Ages Service December 2020 – Present**

2020 saw a major improvement for community Advocacy in west Wales with the establishment of a fully funded service for Ceredigion. This resulted in service users in that county being able to access Advocacy on an equitable level with service users in Carmarthenshire and Pembrokeshire. This service has been provided by Edward Latter and Ceridwen Kabir, who we are delighted to welcome to AWW-EGC.

Our predominant focus has been to raise awareness of the service amongst service users, the Community Mental Health Team, the Local Authority and other third sector organisations. This has been broadly successful and is evidenced in the number of referrals we have received. Huge thanks must go to Peggy Spooner for helping organise remote awareness raising sessions.

A unique feature of this service is that is accessible to all ages, meaning working with young people under the age of eighteen. This has been a fascinating insight into how mental health difficulties can manifest differently in children, and also a challenge from an Advocacy point of view in ensuring young people's voices are heard as opposed to that of concerned parents. Ceridwen comes with a wealth of experience working with children in London and has a creative and unique approach which has proved extremely successful in that regard. This includes working closely with Jayne and Sue to develop online means of accessing Advocacy for younger people who use the digital communications as their first port of call. The aim for the next twelve months is to continue to grow the service, hopefully leading to more secure funding for it in the future.

Covid 19 Pandemic – As with all services we have continued to offer one to one Advocacy where appropriate following Welsh Government guidelines where required. It has been a core concern of service users that other services follow suit, and much Advocacy has been based around asking the services to engage with their users face to face.

Ed Latter, Professional Lead, Ceredigion.

### **ICF Advocacy Development Dec 2019—March 2021**

This post was hosted within AWW throughout this AGM report period. It's focus was on developing quality and resilience across the advocacy sector in West Wales and in particular leading in the drafting of an Advocacy Strategy in line with the commissioning requirements of both the regional Local Authorities and the Health Board.

As most of the aims of the Project had been met by December 2020, the hours on the Project transitionally reduced through till the end of the Project in April 2021. A draft strategy had been produced and sent to the West Wales Care Partnership for their ratification prior to going out to wider consultation.

With the support of Natasha, a training programme was also arranged and delivered for advocates both regionally and nationally.

I would like to thank Natasha and the whole team at AWW for their generous support through what was for everyone a very challenging time.

Pete Irvine, former Advocacy Development Worker.



### **Trustees**

Andy Watters, Chair

Carolyn Oakley, Treasurer

Jane Kelso, Trustee

Andrew Armstrong, Trustee

Helen Butland , Trustee

Dinah Davies, Trustee *(resigned July 21)*

Huw Michael, Trustee *(resigned August 21)*

David Jones, Trustee *(resigned August 21)*

Emlyn Sciavone, Trustee

~~~~~

### **Staff Team**

Natasha Fox, Chief Officer

Kate Bailey, Deputy Manager

Sue Blanter, Office Manager/Administrator

Andrea Potter IMHA Carmarthenshire

Nia Williams, IMHA, Carmarthenshire

Sarah Thomas, IMHA, Carmarthenshire

Sue Williams, IMHA, Carmarthenshire

Ed Latter, IMHA Pembrokeshire

Ian Rees, IMHA Carmarthenshire

Rebecca Arnold, Community Advocate/IMHA Pembrokeshire

Jayne Edwards, Information Officer

Jo Creasey IMHA/CIPA *(resigned December 20)*

Clare Singleton, Community Advocate, Carmarthenshire

Peggy Spooner, Client Caseworker/Project Development worker

Elaine Lewis, Carers Advocate /IMHA

Ellie-Jay Thomas, Advocate *(resigned August 21)*

Pete Irvine, LD Community Advocate

Kate Roberts, Community Advocate, Pembrokeshire *(from November 2020)*

Shelly Newton, LD Community Advocate

Kate Isherwood, LD advocate *(Jan-May 21)*

Rachel Watt , IMHA/CIPA *(from Jan 21)*

Ceridwen Kabir, Community Advocate Ceredigion *(from Jan 21)*

Temitope Adebayo, Finance Officer *(from March 21)*

Amy Tynan, Community Advocate, Carmarthenshire *(from July 21)*

Natalie Sen, IMHA/Community Carmarthenshire *(from July 21)*



Advocacy West Wales  
Eiriolaeth Gorllewin Cymru

*A voice when you need it most*  
*Llais pan fydd ei angen arnoch fwyaf*



GIG  
CYMRU  
NHS  
WALES

Bwrdd Iechyd Prifysgol  
Hywel Dda  
University Health Board



Llywodraeth Cymru  
Welsh Government



CYNGOR SIR  
CEREDIGION  
COUNTY COUNCIL



LLOYDS BANK  
FOUNDATION  
England & Wales



Community  
Foundation  
Wales

the  
Tudortrust



wwcp

Partneriaeth Gofal Gorllewin Cymru  
West Wales Care Partnership

**CHARITY REGISTRATION NUMBER: 1172200**

**REPORTS AND FINANCIAL STATEMENTS  
FOR THE YEAR ENDED 31 MARCH 2021  
FOR  
ADVOCACY WEST WALES - EIRIOLAETH GORLLEWIN CYMRU**

L M Griffiths & Co Limited  
Chartered Certified Accountants  
1&2 Merlins Court  
Winch Lane  
Haverfordwest  
Pembrokeshire  
SA61 1SB

**ADVOCACY WEST WALES - EIRIOLAETH GORLLEWIN CYMRU**  
**FINANCIAL STATEMENTS**  
**for the year ended 31 March 2021**

**CONTENTS**

|                                   | Page   |
|-----------------------------------|--------|
| Report of the Trustees            | 1 - 4  |
| Independent Examiner's Report     | 5      |
| Statement of Financial Activities | 6      |
| Balance Sheet                     | 7      |
| Notes to the Accounts             | 8 - 12 |

**ADVOCACY WEST WALES - EIRIOLAETH GORLLEWIN CYMRU**  
**TRUSTEES' REPORT**  
**31 March 2021**

**Structure, Governance and Management**

Advocacy West Wales - Eiriolaeth Gorllewin Cymru (AWW-ECG) is a charitable incorporated organisation governed by a Constitution, dated 9 November 2016 and registered with the Charity Commission 1 April 2017 - number 1172200. This was amended on 20th February 2020 following the merger of AWW with EGC. At this point all of the assets, liabilities, services and employees were transferred from EGC to the newly merged charity.

The constitution provides for an executive committee of not less than 4 nor more than 15 members including Chair and Vice-Chair. Of these, not less than 3 and not more than 12 members are to be elected at the annual general meeting and hold office from the conclusion of that meeting. The executive committee may in addition appoint up to a maximum of 4 co-opted members providing that not more than one third of the executive committee is made up of co-opted members.

The executive committee shall hold at least 6 ordinary meetings each year.

**History**

Advocacy West Wales - Eiriolaeth Gorllewin Cymru was conceived in 1995 from a service users group and started providing advocacy services in 1998.

In March 1998, Advocacy West Wales became a registered charity - number 1068440.

On 1 July 2009, it changed its name from Mental Health Advocacy in Pembrokeshire to Mental Health Advocacy Providers then again On 22 October 2014 to Advocacy West Wales. This change was made to reflect changes and restructuring in the provision and commissioning of services which have led to the provision of advocacy not only in Pembrokeshire but also in the surrounding counties. Upon its merger on 20 February 2020 the charity name was changed to Advocacy West Wales - Eiriolaeth Gorllewin Cymru (AWW-ECG)

Registered Charity 1068440 was dissolved at its AGM Wed 20 September 2017, all assets, services, employees and liabilities of that charity having been transferred 1 April 2018 to Advocacy West Wales, CIO - registered number 1172200.

**Objectives and activities for the public benefit**

Advocacy West Wales - Eiriolaeth Gorllewin Cymru's objects, as set out in the governing document, are to promote improved mental health and well-being of people of all ages living in West Wales, and those areas of Wales commissioning advocacy in partnership with commissioners in West Wales, through the provision of a range of services including comprehensive independent advocacy, education, training and awareness raising.

The charity carries out these objects by:

- (i) providing advocacy services for adults experiencing mental health issues, for older people with mental health issues and/or dementia, for adults with a learning disability or autism, and for children and young people with mental health issues.
- (ii) a commitment to raising awareness of all independent forms of advocacy and other forms of advocacy. The long term aim is that independent advocacy is seen as an essential service for all people with a range of care and support needs and people experiencing the effects of disadvantages and disengagement.
- (iii) being an integral participant in developing advocacy services and promoting awareness of needs for people with a range of care and support needs both locally and in the wider West Wales arena.

The Trustees confirm that they have referred to the guidance contained in the Charity Commission's general guidance on public benefit when reviewing the Charity's aims and objectives and in planning future activities.

**ADVOCACY WEST WALES - EIRIOLAETH GORLLEWIN CYMRU**  
**TRUSTEES REPORT**  
**31 March 2021**

**Achievements and Performance**

Advocacy West Wales (AWW) changed its name to Advocacy West Wales - Eiriolaeth Gorllewin Cymru (AWW-EGC) in November 2019

Advocacy West Wales (AWW) has continued the provision of advocacy services to each of the following:

- adults including older people in Pembrokeshire and in Carmarthenshire including Carers (since 1/3/20)
  - IMHA Service in Carmarthenshire, Ceredigion and Pembrokeshire
  - Independent Professional Advocacy in Ceredigion
  - ICF Development Advocacy (to 31.3.21) funded by WWCP to support regional commissioning of Independent Professional Advocacy
  - All ages Community Mental Health, Ceredigion from December 2020
  - Adults with a learning disability or autism, Pembrokeshire (following a transfer from PPF 1/1/2021)
- AWW-EGC merged with Eiriol Mental Health Advocacy from 1/3/20

**Financial Review**

Advocacy West Wales is predominantly reliant on contracts for its services.

Funds were received from:

Hywel Dda University Health Board, NHS Wales, Ceredigion County Council, Lloyds Bank Foundation, Carmarthenshire County Council, Tudor Trust, Enhancing Pembrokeshire.

Advocacy West Wales has also been fortunate in attracting a few donations.

Total income for the year was £656,001.

**Reserves Policy**

The current policy is to hold reserves equivalent to:

3 months working capital to accommodate the provision of restricted projects pending the receipt of associated restricted income.

At the end of the financial year, general unrestricted reserves were £75,628 and restricted reserves amounted to £203,295

**Future Developments**

AWW-EGC propose to tender with other providers in the region when the Independent Professional Advocacy tender across the 3 counties of Pembrokeshire, Carmarthenshire and Ceredigion is published in the autumn of 2021.

**ADVOCACY WEST WALES - EIRIOLAETH GORLLEWIN CYMRU**  
**TRUSTEES' REPORT**  
**31 March 2021**

**STATEMENT OF TRUSTEES RESPONSIBILITIES**

The trustees are responsible for preparing the Report of the Trustees and the financial statements in accordance with applicable law and United Kingdom Accounting Standards (United Kingdom Generally Accepted Accounting Practice).

The law applicable to charities in England and Wales, the Charities Act 2011, Charity (Accounts and Reports) Regulations 2008 and the provisions of the trust deed, requires the trustees to prepare financial statements for each financial year which give a true and fair view of the charity and of the incoming resources and application of resources, including the income and expenditure, of the charity for that period. In preparing those financial statements the trustees are required to:

- Select suitable accounting policies and then apply them consistently;
- observe the methods and principles in the Charity SORP;
- make judgements and estimates that are reasonable and prudent;
- Prepare the financial statements on a going concern basis unless it is inappropriate to presume that the charity will continue in operation.

The trustees are responsible for keeping proper accounting records which disclose with reasonable accuracy at any time the financial position of the charity and to enable them to ensure that the financial statements comply with the Charities Act 2011, the Charity (Accounts and Reports) Regulations 2008 and the provisions of the trust deed. They are also responsible for safeguarding the assets of the charity and hence for taking reasonable steps for the prevention and detection of fraud and other irregularities.

ON BEHALF OF THE BOARD

.....  
A Watters, Chairperson

Date: .....

**ADVOCACY WEST WALES - EIRIOLAETH GORLLEWIN CYMRU**  
**TRUSTEES REPORT**  
**31 March 2021**

The trustees are pleased to present their report together with the financial statements of the charity for the year ended 31 March 2021.

**REFERENCE & ADMINISTRATIVE DETAILS**

Registered Charity number 1172200

Registered office 36/38 High Street, Haverfordwest, Pembrokeshire, SA61 2DA

Trustees

|                  |                                |
|------------------|--------------------------------|
| Andy Watters     | Chair                          |
| Isabel Stevenson | Vice Chair (resigned 20/08/20) |
| Carolyn Oakley   | Treasurer                      |
| Barbara Wilson   | (resigned 01/04/20)            |
| Jane Kelso       |                                |
| Andrew Armstrong | (resigned 19/05/21)            |
| Helen Butland    |                                |
| Dinah Davies     | (resigned 01/07/21)            |
| Huw Michael      | (resigned 01/08/21)            |
| David Jones      | (resigned 01/08/21)            |
| Emlyn Sciafone   |                                |

Accountants L M Griffiths & Co Ltd  
Chartered Certified Accountants  
1&2 Merlins Court, Winch Lane, Haverfordwest, SA61 1SB

Bankers CAF Bank Ltd  
25 Kings Hill Avenue, Kings Hill, West Malling, Kent

**ADVOCACY WEST WALES - EIRIOLAETH GORLLEWIN CYMRU**  
**INDEPENDENT EXAMINER'S REPORT**  
**31 March 2021**

**Independent examiner's report to the trustees of Advocacy West Wales - Eiriolaeth Gorllewin Cymru**

I report to the charity trustees on my examination of the accounts of Advocacy West Wales - Eiriolaeth Gorllewin Cymru (the Trust) for the year ended 31 March 2021.

**Responsibilities and basis of report**

As the charity trustees of the Trust you are responsible for the preparation of the accounts in accordance with the requirements of the Charities Act 2011 (the Act)

I report in respect of my examination of the Trust's accounts carried out under section 145 of the Act and in carrying out my examination I have followed all applicable Directions given by the Charity Commission under section 145(5)(b) of the Act.

**Independent examiner's statement**

Since your charity's gross income exceeded £250,000 your examiner must be a member of a listed body, I can confirm that I am qualified to undertake the examination because I am a registered member of ACCA which is one of the listed bodies.

I have completed my examination. I confirm that no material matters have come to my attention in connection with the examination giving me cause to believe that in any material respect:

- 1 accounting records were not kept in respect of the Trust as required by section 130 of the Act; or
- 2 the accounts do not accord with those records; or
- 3 the accounts do not comply with the applicable requirements concerning the form and content of accounts set out in the Charities (Accounts and Reports) Regulations 2008 other than any requirement that the accounts give a "true and fair" view which is not a matter considered as part of an independent examination.

I have no concerns and come across no other matters in connection with the examination to which attention should be drawn in this report to enable a proper understanding of the accounts to be reached.

Michael Harries FCCA  
L M Griffiths & Co Ltd  
1&2 Merlins Court  
Winch Lane  
Haverfordwest  
Pembrokeshire  
SA61 1SB

**ADVOCACY WEST WALES - EIRIOLAETH GORLLEWIN CYMRU**  
**STATEMENT OF FINANCIAL ACTIVITIES**  
for the year ended 31 March 2021

|                                                       | Notes | Unrestricted<br>funds | Designated<br>&<br>Restricted<br>funds | Total<br>funds<br>2021 | Total<br>funds<br>2020 |
|-------------------------------------------------------|-------|-----------------------|----------------------------------------|------------------------|------------------------|
|                                                       |       | £                     | £                                      | £                      | £                      |
| <b>INCOMING RESOURCES</b>                             |       |                       |                                        |                        |                        |
| <b>Incoming resources from generated funds:</b>       |       |                       |                                        |                        |                        |
| Voluntary income                                      | 3     | 47,422                | -                                      | 47,422                 | 81,744                 |
| Investment income                                     | 4     | 52                    | -                                      | 52                     | 22                     |
| <b>Incoming resources from charitable activities:</b> |       |                       |                                        |                        |                        |
| Grants & contracts                                    | 5     | -                     | 608,527                                | 608,527                | 308,739                |
| <b>Total incoming resources</b>                       |       | 47,474                | 608,527                                | 656,001                | 390,505                |
| <b>RESOURCES EXPENDED</b>                             |       |                       |                                        |                        |                        |
|                                                       | 15    |                       |                                        |                        |                        |
| <b>Charitable activities</b>                          |       | 83,004                | 433,271                                | 516,275                | 382,971                |
| <b>Total resources expended</b>                       |       | 83,004                | 433,271                                | 516,275                | 382,971                |
| <b>NET INCOMING RESOURCES before transfers</b>        |       | (35,530)              | 175,256                                | 139,726                | 7,534                  |
| <b>Gross transfers between funds</b>                  | 12&13 | 64,737                | (64,737)                               | -                      | -                      |
| <b>Net incoming /(outgoing) resources</b>             |       | 29,207                | 110,519                                | 139,726                | 7,534                  |
| <b>RECONCILIATION OF FUNDS</b>                        |       |                       |                                        |                        |                        |
| <b>Funds brought forward</b>                          |       | 46,421                | 92,776                                 | 139,197                | 131,663                |
| <b>TOTAL FUNDS CARRIED FORWARD</b>                    | 12    | 75,628                | 203,295                                | 278,923                | 139,197                |

**ADVOCACY WEST WALES - EIRIOLAETH GORLLEWIN CYMRU**  
**BALANCE SHEET**  
As at 31 March 2021

|                                               | Notes | Unrestricted<br>funds | Restricted<br>income<br>funds | Total this<br>year<br>2021<br>£ | Total last<br>year<br>2020<br>£ |
|-----------------------------------------------|-------|-----------------------|-------------------------------|---------------------------------|---------------------------------|
|                                               |       | £                     | £                             |                                 |                                 |
| <b>FIXED ASSETS</b>                           |       |                       |                               |                                 |                                 |
| Tangible assets                               | 9     | -                     | 545                           | 545                             | 558                             |
|                                               |       | -                     | 545                           | 545                             | 558                             |
| <b>CURRENT ASSETS</b>                         |       |                       |                               |                                 |                                 |
| Debtors : Amounts falling due within one year | 10    | 296                   | 39,480                        | 39,776                          | -                               |
| Cash at bank and in hand                      |       | 75,332                | 165,809                       | 241,141                         | 150,516                         |
|                                               |       | 75,628                | 205,289                       | 280,917                         | 150,516                         |
| <b>CREDITORS</b>                              |       |                       |                               |                                 |                                 |
| Amounts falling due within one year           | 11    | -                     | 2,539                         | 2,539                           | 11,877                          |
| <b>NET CURRENT ASSETS</b>                     |       | 75,628                | 202,750                       | 278,378                         | 138,639                         |
| <b>TOTAL ASSETS LESS CURRENT LIABILITIES</b>  |       | 75,628                | 203,295                       | 278,923                         | 139,197                         |
| <b>FUNDS</b>                                  | 12    |                       |                               |                                 |                                 |
| Unrestricted funds                            |       | 75,628                | -                             | 75,628                          | 71,293                          |
| Restricted funds                              |       | -                     | 203,295                       | 203,295                         | 67,904                          |
| <b>TOTAL FUNDS</b>                            |       | 75,628                | 203,295                       | 278,923                         | 139,197                         |

The financial statements were approved by the trustees on \_\_\_\_\_ and were signed on its behalf by:

\_\_\_\_\_  
A Watters, Chair

\_\_\_\_\_  
C Oakley, Treasurer

**ADVOCACY WEST WALES - EIRIOLAETH GORLLEWIN CYMRU**  
**NOTES TO THE ACCOUNTS**  
**31 March 2021**

**1 Basis of preparation**

**1.1 Basis of accounting**

The financial statements of the charity, which is a public benefit entity under FRS 102, have been prepared in accordance with the Charities SORP (FRS 102) "Accounting and Reporting by Charities: Statement of Recommended Practice applicable to charities preparing their accounts in accordance with the Financial Reporting Standard applicable in the UK and Republic of Ireland (FRS 102) (effective 1 January 2015) Financial Reporting Standard 102, the Financial Reporting Standard applicable in the UK and Republic of Ireland and the Charities Act 2011. The financial statements have been prepared under the historical cost convention.

**1.2 Change in basis of accounting**

There has been no change to the accounting policies (valuation rules and methods of accounting) since last year.

**1.3 Changes to previous accounts**

No changes have been made to accounts for previous years.

**2 Accounting policies**

**2.1 Incoming resources**

**Recognition of incoming resources**

These are included in the Statement of Financial Activities (SoFA) when:

- the charity becomes entitled to the resources;
- the trustees are virtually certain they will receive the resources; and
- the monetary value can be measured with sufficient reliability.

**Incoming resources with related expenditure**

Where incoming resources have related expenditure (as with fundraising or contract income) the incoming resources and related expenditure are reported gross in the SoFA.

**Grants and donations**

Grants and donations are only included in the SoFA when the charity has unconditional entitlement to the resources.

**Tax reclaims on donations and gifts**

Incoming resources from tax reclaims are included in the SoFA at the same time as the gift to which they relate.

**Contractual income and performance related grants**

This is only included in the SoFA once the related goods or services have been delivered.

**Gifts in kind**

Gifts in kind are accounted for at a reasonable estimate of their value to the charity or the amount actually realised.

Gifts in kind for sale or distribution are included in the accounts as gifts only when sold or distributed by the charity.

Gifts in kind for use by the charity are included in the SoFA as incoming resources when receivable.

**Donated services and facilities**

These are only included in incoming resources (with an equivalent amount in resources expended) where the benefit to the charity is reasonably quantifiable, measurable and material. The value placed on these resources is the estimated value to the charity of the service or facility received.

**Volunteer help**

The value of any voluntary help received is not included in the accounts but is described in the trustees' annual report.

**Investment income**

This is included in the accounts when receivable.

**Investment gains and losses**

This includes any gain or loss on the sale of investments and any gain or loss resulting from revaluing investments to market value at the end of the year.

**2.2 Expenditure & liabilities**

**Liability recognition**

Liabilities are recognised as soon as there is a legal or constructive obligation committing the charity to pay out resources.

**Governance costs**

Include costs of the preparation and examination of statutory accounts, the costs of trustee meetings and cost of any legal advice to trustees on governance or constitutional matters.

**2.3 Assets**

**Tangible fixed assets for use by charity**

These are capitalised if they can be used for more than one year, and cost at least £100. They are valued at cost or a reasonable value on receipt. Depreciation is provided at the following annual rates in order to write off each asset over its estimated useful life.

Fixture and fittings - 10 % Straight Line

Computer equipment - 33 % Straight Line

**ADVOCACY WEST WALES - EIRIOLAETH GORLLEWIN CYMRU**  
**NOTES TO THE ACCOUNTS**  
**31 March 2021**

| 3 VOLUNTARY INCOME | 2021         |              |        | 2020   |
|--------------------|--------------|--------------|--------|--------|
|                    | Designated   |              | Total  | Total  |
|                    | Unrestricted | & Restricted |        |        |
|                    | Funds        | Funds        |        |        |
|                    | £            | £            | £      | £      |
| Other income       | 47,024       | -            | 47,024 | 81,744 |
|                    | 47,024       | -            | 47,024 | 81,744 |

| 4 INVESTMENT INCOME      | 2021 | 2020 |
|--------------------------|------|------|
|                          | £    | £    |
| Deposit account interest | 52   | 22   |

| 5 GRANTS & CONTRACTS | 2021         |              |         | 2020    |
|----------------------|--------------|--------------|---------|---------|
|                      | Designated   |              | Total   | Total   |
|                      | Unrestricted | & Restricted |         |         |
|                      | Funds        | Funds        |         |         |
|                      | £            | £            | £       | £       |
| Community P          | -            | 77,183       | 77,183  | 72,304  |
| Community C          | -            | 93,174       | 93,174  | -       |
| Community Ceredigion | -            | 67,576       | 67,576  | -       |
| ICF                  | -            | 3,757        | 3,757   | -       |
| IMHA                 | -            | 198,257      | 198,257 | 200,280 |
| Carers               | -            | 35,996       | 35,996  | -       |
| PPF                  | -            | 49,000       | 49,000  | 14,140  |
| Ceredigion CIPA      | -            | 70,247       | 70,247  | 14,935  |
| Tudor                | -            | 13,337       | 13,337  | -       |
| Sue Evans/CYP        | -            | -            | -       | 7,080   |
|                      | -            | 608,527      | 608,527 | 308,739 |

| 6 NET INCOMING/(OUTGOING) RESOURCES      | 2021  | 2020  |
|------------------------------------------|-------|-------|
|                                          | £     | £     |
| Net resources are stated after charging: |       |       |
| Accountancy fees                         | 3,174 | 1,140 |
| Depreciation                             | 612   | 834   |

**7 TRUSTEES' REMUNERATION AND BENEFITS**

There were no trustees' remuneration or other benefits for the year ended 31 March 2021 nor for the year ended 31 March 2020.

|                                       | 2021 | 2020 |
|---------------------------------------|------|------|
|                                       | £    | £    |
| Trustees' expenses                    | 22   | 979  |
| Number of trustees receiving expenses | 1    | 2    |

**ADVOCACY WEST WALES - EIRIOLAETH GORLLEWIN CYMRU**  
**NOTES TO THE ACCOUNTS**  
**31 March 2021**

|                      |             |             |
|----------------------|-------------|-------------|
| <b>8 STAFF COSTS</b> | <b>2021</b> | <b>2020</b> |
|                      | £           | £           |

|                    |         |         |
|--------------------|---------|---------|
| Wages and salaries | 430,594 | 325,385 |
|--------------------|---------|---------|

|                                                                         |             |             |
|-------------------------------------------------------------------------|-------------|-------------|
| The average monthly number of employees during the year was as follows: | <b>2021</b> | <b>2020</b> |
|-------------------------------------------------------------------------|-------------|-------------|

|           |    |    |
|-----------|----|----|
| Full time | 2  | 1  |
| Part time | 19 | 17 |
|           | 21 | 18 |

There were no employees with salaries in excess of £60,000

**9 TANGIBLE FIXED ASSETS**

|                       | Fixtures<br>and fittings<br>£ | Computer<br>equipment<br>£ | Total<br>£ |
|-----------------------|-------------------------------|----------------------------|------------|
| <b>COST</b>           |                               |                            |            |
| At 1 April 2020.      | 1,190                         | 21,117                     | 22,307     |
| Additions             | -                             | 599                        | 599        |
|                       | 1,190                         | 21,716                     | 22,906     |
| At 31 March 2021      |                               |                            |            |
| <b>DEPRECIATION</b>   |                               |                            |            |
| At 1 April 2020       | 1,190                         | 20,559                     | 21,749     |
| Charge for year       | -                             | 612                        | 612        |
|                       | 1,190                         | 21,171                     | 22,361     |
| At 31 March 2021      |                               |                            |            |
| <b>NET BOOK VALUE</b> |                               |                            |            |
| At 31 March 2021      | -                             | 545                        | 545        |
| At 31 March 2020      | -                             | 558                        | 558        |

|                                                        |             |             |
|--------------------------------------------------------|-------------|-------------|
| <b>10 DEBTORS: AMOUNTS FALLING DUE WITHIN ONE YEAR</b> | <b>2021</b> | <b>2020</b> |
|                                                        | £           | £           |

|                                      |        |   |
|--------------------------------------|--------|---|
| Amounts falling due within one year: | 39,776 | - |
|                                      | 39,776 | - |

|                                                          |             |             |
|----------------------------------------------------------|-------------|-------------|
| <b>11 CREDITORS: AMOUNTS FALLING DUE WITHIN ONE YEAR</b> | <b>2021</b> | <b>2020</b> |
|                                                          | £           | £           |

|                 |       |        |
|-----------------|-------|--------|
| Accruals        | 1,194 | 1,468  |
| Other creditors | 1,345 | 10,409 |
|                 | 2,539 | 11,877 |

**ADVOCACY WEST WALES - EIRIOLAETH GORLLEWIN CYMRU**  
**NOTES TO THE ACCOUNTS**  
**31 March 2021**

**12 MOVEMENT IN FUNDS**

|                           | <b>At 01.04.20</b> | <b>Funds brought forward at 01.04.20<br/>£</b> | <b>Net movement in funds<br/>£</b> | <b>Transfers between funds<br/>£</b> | <b>At 31.03.21<br/>£</b> |
|---------------------------|--------------------|------------------------------------------------|------------------------------------|--------------------------------------|--------------------------|
| <b>Unrestricted funds</b> |                    |                                                |                                    |                                      |                          |
| General fund              | -                  | 46,421                                         | (35,530)                           | 64,737                               | 75,628                   |
| <b>Restricted funds</b>   |                    |                                                |                                    |                                      |                          |
| Restricted income funds   | -                  | 92,776                                         | 175,256                            | (64,737)                             | 203,295                  |
| <b>TOTAL FUNDS</b>        | <b>-</b>           | <b>139,197</b>                                 | <b>139,726</b>                     | <b>-</b>                             | <b>278,923</b>           |

Net movements in funds, included in the above are as follows:

|                           | <b>Incoming resources<br/>£</b> | <b>Resources expended<br/>£</b> | <b>Movement in funds<br/>£</b> |
|---------------------------|---------------------------------|---------------------------------|--------------------------------|
| <b>Unrestricted funds</b> |                                 |                                 |                                |
| General fund              | 47,474                          | 83,004                          | (35,530)                       |
| <b>Restricted funds</b>   |                                 |                                 |                                |
| Restricted income funds   | 608,527                         | 433,271                         | 175,256                        |
| <b>TOTAL FUNDS</b>        | <b>656,001</b>                  | <b>516,275</b>                  | <b>139,726</b>                 |

**13 TRANSFERS BETWEEN FUNDS**

Transfers were made from WCVA, Ceredigion CIPA, ICF and IMHA to unrestricted income by way of a charge made to restricted funds for central support services

**14 FUND DEFICITS**

As at the year end 31 March 2021, no funds were in a deficit position

**ADVOCACY WEST WALES - EIRIOLAETH GORLLEWIN CYMRU**  
**NOTES TO THE ACCOUNTS**  
**31 March 2021**

**15 DETAILED ANALYSIS OF STATEMENT OF FINANCIAL ACTIVITIES**

|                                                         | Unrestricted funds |               | Designated funds | Restricted Funds |                  |                   |                 |                |               |              |               |                |               | 2021           | 2020           |
|---------------------------------------------------------|--------------------|---------------|------------------|------------------|------------------|-------------------|-----------------|----------------|---------------|--------------|---------------|----------------|---------------|----------------|----------------|
|                                                         | <u>Reserves</u>    | <u>Eiriol</u> | <u>Sue</u>       | <u>Community</u> | <u>Community</u> | <u>Community-</u> |                 |                |               |              |               | <u>Ceredig</u> |               | <u>Total</u>   | <u>Total</u>   |
|                                                         | £                  | £             | Evans/CYP        | P                | C                | Ceredigion        | ICF             | IMHA           | Carers        | H/Cymru      | PPF           | ion            | Tudor         | funds          | funds          |
|                                                         | £                  | £             | £                | £                | £                | £                 | £               | £              | £             |              |               | CIPA           | £             | £              | £              |
| <b>INCOMING RESOURCES</b>                               |                    |               |                  |                  |                  |                   |                 |                |               |              |               |                |               |                |                |
| Voluntary & other income                                | 47,024             |               |                  | 77,183           | 93,174           | 67,576            | 267             | 198,257        | 35,996        |              | 49,000        | 70,247         | 13,337        | 652,061        | 390,483        |
| Government Grants                                       | 398                |               |                  |                  |                  |                   | 3,490           |                |               |              |               |                |               | 3,888          |                |
| Investment income                                       | 52                 |               |                  | -                | -                | -                 | -               | -              | -             |              | -             | -              | -             | 52             | 22             |
| <b>Total incoming resources</b>                         | <b>47,474</b>      | <b>-</b>      | <b>-</b>         | <b>77,183</b>    | <b>93,174</b>    | <b>67,576</b>     | <b>3,757</b>    | <b>198,257</b> | <b>35,996</b> | <b>-</b>     | <b>49,000</b> | <b>70,247</b>  | <b>13,337</b> | <b>656,001</b> | <b>390,505</b> |
| <b>RESOURCES EXPENDED</b>                               |                    |               |                  |                  |                  |                   |                 |                |               |              |               |                |               |                |                |
| <b>Charitable activities</b>                            |                    |               |                  |                  |                  |                   |                 |                |               |              |               |                |               |                |                |
| Salaries & wages                                        | 50,804             |               |                  | 43,317           | 63,269           | 11,112            | 24,330          | 131,101        | 23,733        |              | 4,599         | 28,200         | 6,680         | 387,145        | 302,079        |
| Travel expenses                                         | 1,246              |               |                  | 388              | 145              | 393               | 45              | 4,356          | 251           |              | 162           | 376            | 10            | 7,372          | 15,573         |
| Training / Recruitment                                  | 369                |               |                  | 203              | 198              | -                 | 376             | 370            | 459           |              |               | 14             | 150           | 2,139          | 2,222          |
| CRB Checks                                              | 47                 |               |                  | 97               |                  | 47                |                 | 19             |               |              |               | 28             |               | 238            | 51             |
| Subscriptions                                           | 270                |               |                  |                  |                  |                   |                 |                |               |              |               |                |               | 270            | 185            |
|                                                         | 52,736             | -             | -                | 44,005           | 63,612           | 11,552            | 24,751          | 135,846        | 24,443        | -            | 4,761         | 28,618         | 6,840         | 397,164        | 320,110        |
| <b>Support costs</b>                                    |                    |               |                  |                  |                  |                   |                 |                |               |              |               |                |               |                |                |
| Salaries & wages                                        | 2,978              |               |                  | 5,067            | 5,112            | 5,863             | 178             | 13,024         | 2,376         |              | 3,236         | 4,601          | 1,014         | 43,449         | 23,306         |
| Training                                                | 1,753              |               |                  | 11               |                  | 18                |                 | 12             |               |              | 22            |                |               | 1,816          | 1,393          |
| Rent                                                    | 5,070              |               |                  | 1,550            | 1,595            | -                 | 360             | 3,637          | 496           |              | 120           | 1,038          | 538           | 14,404         | 9,282          |
| Heat & light                                            | 226                |               |                  |                  | 206              |                   |                 | 299            | 81            |              |               |                | 50            | 862            | 414            |
| Room hire                                               | -                  |               |                  | -                |                  | -                 | -               | -              |               |              | -             |                |               | -              | 254            |
| Cleaning                                                | 23                 |               |                  | 112              | 71               |                   |                 | 284            | 57            |              |               | 49             |               | 596            | 167            |
| Insurance                                               | 2,965              |               |                  |                  |                  |                   |                 |                |               |              |               |                |               | 2,965          | 3,158          |
| Telephone                                               | 1,498              |               |                  | 690              | 666              | 169               | 50              | 2,382          | 412           |              | 78            | 346            | 148           | 6,439          | 5,021          |
| Postage, stationery & advertising                       | 997                |               |                  | 234              | 184              | 300               |                 | 738            | 117           | -            | 24            | 239            | 41            | 2,874          | 1,749          |
| Website & computing costs                               | 922                |               |                  | 830              | 946              | 222               |                 | 1,570          | 357           | 11           | 13            | 535            | 14            | 5,420          | 2,836          |
| Equipment                                               | 1,188              |               |                  | 135              | 908              | 653               |                 | 804            | 510           | 602          | 512           | 93             | 6             | 5,411          | 392            |
| Professional fees                                       | 9,030              |               |                  |                  | 9                | 12                |                 |                | 9             |              |               | 21,488         |               | 30,548         | 11,639         |
| Bank charges                                            | 69                 |               |                  |                  |                  |                   |                 |                |               |              |               |                |               | 69             | 65             |
| AGM/Staff welfare                                       | 100                |               |                  | 75               | 50               | -                 | 25              | 150            | 25            |              |               |                | 25            | 450            | 232            |
| Accountancy                                             | 3,174              |               |                  |                  |                  |                   |                 |                |               |              |               |                |               | 3,174          | 1,140          |
| Trustees' expenses                                      | 22                 |               |                  |                  |                  |                   |                 |                |               |              |               |                |               | 22             | 979            |
| Depreciation - fixtures & fittings                      |                    |               |                  |                  |                  |                   |                 |                |               |              |               |                |               | -              | -              |
| Depreciation - computer eqpt                            | 253                |               |                  | 150              |                  |                   |                 | 209            |               |              |               |                |               | 612            | 834            |
|                                                         | 30,268             | -             | -                | 8,854            | 9,747            | 7,237             | 613             | 23,109         | 4,440         | 613          | 4,005         | 28,389         | 1,836         | 119,111        | 62,861         |
| <b>Total resources expended</b>                         | <b>83,004</b>      | <b>-</b>      | <b>-</b>         | <b>52,859</b>    | <b>73,359</b>    | <b>18,789</b>     | <b>25,364</b>   | <b>158,955</b> | <b>28,883</b> | <b>613</b>   | <b>8,766</b>  | <b>57,007</b>  | <b>8,676</b>  | <b>516,275</b> | <b>382,971</b> |
| <b>NET INCOMING/OUTGOING RESOURCES before transfers</b> | <b>(35,530)</b>    | <b>-</b>      | <b>-</b>         | <b>24,324</b>    | <b>19,815</b>    | <b>48,787</b>     | <b>(21,607)</b> | <b>39,302</b>  | <b>7,113</b>  | <b>(613)</b> | <b>40,234</b> | <b>13,240</b>  | <b>4,661</b>  | <b>139,726</b> | <b>7,534</b>   |
| Gross transfers between funds                           | 92,054             | (27,317)      | (3,430)          | (11,933)         | (4,835)          | (2,834)           | (2,000)         | (31,560)       | (3,840)       | 613          | (1,000)       | (1,518)        | (2,400)       | -              | -              |
| Net incoming/(outgoing) resources                       | -                  | -             | -                | -                | -                | -                 | -               | -              | -             | -            | -             | -              | -             | 139,726        | 7,534          |
| Funds brought forward                                   | 19,104             | 27,317        | 3,430            | 33,078           | -                | -                 | 27,275          | 27,946         | -             | -            | -             | 1,047          |               | 139,197        | 131,663        |
| <b>Funds carried forward</b>                            | <b>75,628</b>      | <b>-</b>      | <b>-</b>         | <b>45,469</b>    | <b>14,980</b>    | <b>45,953</b>     | <b>3,668</b>    | <b>35,688</b>  | <b>3,273</b>  | <b>-</b>     | <b>39,234</b> | <b>12,769</b>  | <b>2,261</b>  | <b>278,923</b> | <b>139,197</b> |

**CHARITY REGISTRATION NUMBER: 1172200**

**REPORTS AND FINANCIAL STATEMENTS  
FOR THE YEAR ENDED 31 MARCH 2021  
FOR  
ADVOCACY WEST WALES - EIRIOLAETH GORLLEWIN CYMRU**

L M Griffiths & Co Limited  
Chartered Certified Accountants  
1&2 Merlins Court  
Winch Lane  
Haverfordwest  
Pembrokeshire  
SA61 1SB

**ADVOCACY WEST WALES - EIRIOLAETH GORLLEWIN CYMRU**  
**FINANCIAL STATEMENTS**  
**for the year ended 31 March 2021**

**CONTENTS**

|                                   | Page   |
|-----------------------------------|--------|
| Report of the Trustees            | 1 - 4  |
| Independent Examiner's Report     | 5      |
| Statement of Financial Activities | 6      |
| Balance Sheet                     | 7      |
| Notes to the Accounts             | 8 - 12 |

**ADVOCACY WEST WALES - EIRIOLAETH GORLLEWIN CYMRU**  
**TRUSTEES' REPORT**  
**31 March 2021**

**Structure, Governance and Management**

Advocacy West Wales - Eiriolaeth Gorllewin Cymru (AWW-ECG) is a charitable incorporated organisation governed by a Constitution, dated 9 November 2016 and registered with the Charity Commission 1 April 2017 - number 1172200. This was amended on 20th February 2020 following the merger of AWW with EGC. At this point all of the assets, liabilities, services and employees were transferred from EGC to the newly merged charity.

The constitution provides for an executive committee of not less than 4 nor more than 15 members including Chair and Vice-Chair. Of these, not less than 3 and not more than 12 members are to be elected at the annual general meeting and hold office from the conclusion of that meeting. The executive committee may in addition appoint up to a maximum of 4 co-opted members providing that not more than one third of the executive committee is made up of co-opted members.

The executive committee shall hold at least 6 ordinary meetings each year.

**History**

Advocacy West Wales - Eiriolaeth Gorllewin Cymru was conceived in 1995 from a service users group and started providing advocacy services in 1998.

In March 1998, Advocacy West Wales became a registered charity - number 1068440.

On 1 July 2009, it changed its name from Mental Health Advocacy in Pembrokeshire to Mental Health Advocacy Providers then again On 22 October 2014 to Advocacy West Wales. This change was made to reflect changes and restructuring in the provision and commissioning of services which have led to the provision of advocacy not only in Pembrokeshire but also in the surrounding counties. Upon its merger on 20 February 2020 the charity name was changed to Advocacy West Wales - Eiriolaeth Gorllewin Cymru (AWW-ECG)

Registered Charity 1068440 was dissolved at its AGM Wed 20 September 2017, all assets, services, employees and liabilities of that charity having been transferred 1 April 2018 to Advocacy West Wales, CIO - registered number 1172200.

**Objectives and activities for the public benefit**

Advocacy West Wales - Eiriolaeth Gorllewin Cymru's objects, as set out in the governing document, are to promote improved mental health and well-being of people of all ages living in West Wales, and those areas of Wales commissioning advocacy in partnership with commissioners in West Wales, through the provision of a range of services including comprehensive independent advocacy, education, training and awareness raising.

The charity carries out these objects by:

- (i) providing advocacy services for adults experiencing mental health issues, for older people with mental health issues and/or dementia, for adults with a learning disability or autism, and for children and young people with mental health issues.
- (ii) a commitment to raising awareness of all independent forms of advocacy and other forms of advocacy. The long term aim is that independent advocacy is seen as an essential service for all people with a range of care and support needs and people experiencing the effects of disadvantages and disengagement.
- (iii) being an integral participant in developing advocacy services and promoting awareness of needs for people with a range of care and support needs both locally and in the wider West Wales arena.

The Trustees confirm that they have referred to the guidance contained in the Charity Commission's general guidance on public benefit when reviewing the Charity's aims and objectives and in planning future activities.

**ADVOCACY WEST WALES - EIRIOLAETH GORLLEWIN CYMRU**  
**TRUSTEES REPORT**  
**31 March 2021**

**Achievements and Performance**

Advocacy West Wales (AWW) changed its name to Advocacy West Wales - Eiriolaeth Gorllewin Cymru (AWW-EGC) in November 2019

Advocacy West Wales (AWW) has continued the provision of advocacy services to each of the following:

- adults including older people in Pembrokeshire and in Carmarthenshire including Carers (since 1/3/20)
  - IMHA Service in Carmarthenshire, Ceredigion and Pembrokeshire
  - Independent Professional Advocacy in Ceredigion
  - ICF Development Advocacy (to 31.3.21) funded by WWCP to support regional commissioning of Independent Professional Advocacy
  - All ages Community Mental Health, Ceredigion from December 2020
  - Adults with a learning disability or autism, Pembrokeshire (following a transfer from PPF 1/1/2021)
- AWW-EGC merged with Eiriol Mental Health Advocacy from 1/3/20

**Financial Review**

Advocacy West Wales is predominantly reliant on contracts for its services.

Funds were received from:

Hywel Dda University Health Board, NHS Wales, Ceredigion County Council, Lloyds Bank Foundation, Carmarthenshire County Council, Tudor Trust, Enhancing Pembrokeshire.

Advocacy West Wales has also been fortunate in attracting a few donations.

Total income for the year was £656,001.

**Reserves Policy**

The current policy is to hold reserves equivalent to:

3 months working capital to accommodate the provision of restricted projects pending the receipt of associated restricted income.

At the end of the financial year, general unrestricted reserves were £75,628 and restricted reserves amounted to £203,295

**Future Developments**

AWW-EGC propose to tender with other providers in the region when the Independent Professional Advocacy tender across the 3 counties of Pembrokeshire, Carmarthenshire and Ceredigion is published in the autumn of 2021.

**ADVOCACY WEST WALES - EIRIOLAETH GORLLEWIN CYMRU**  
**TRUSTEES' REPORT**  
**31 March 2021**

**STATEMENT OF TRUSTEES RESPONSIBILITIES**

The trustees are responsible for preparing the Report of the Trustees and the financial statements in accordance with applicable law and United Kingdom Accounting Standards (United Kingdom Generally Accepted Accounting Practice).

The law applicable to charities in England and Wales, the Charities Act 2011, Charity (Accounts and Reports) Regulations 2008 and the provisions of the trust deed, requires the trustees to prepare financial statements for each financial year which give a true and fair view of the charity and of the incoming resources and application of resources, including the income and expenditure, of the charity for that period. In preparing those financial statements the trustees are required to:

- Select suitable accounting policies and then apply them consistently;
- observe the methods and principles in the Charity SORP;
- make judgements and estimates that are reasonable and prudent;
- Prepare the financial statements on a going concern basis unless it is inappropriate to presume that the charity will continue in operation.

The trustees are responsible for keeping proper accounting records which disclose with reasonable accuracy at any time the financial position of the charity and to enable them to ensure that the financial statements comply with the Charities Act 2011, the Charity (Accounts and Reports) Regulations 2008 and the provisions of the trust deed. They are also responsible for safeguarding the assets of the charity and hence for taking reasonable steps for the prevention and detection of fraud and other irregularities.

ON BEHALF OF THE BOARD

.....  
A Watters, Chairperson

Date: .....

**ADVOCACY WEST WALES - EIRIOLAETH GORLLEWIN CYMRU**  
**TRUSTEES REPORT**  
**31 March 2021**

The trustees are pleased to present their report together with the financial statements of the charity for the year ended 31 March 2021.

**REFERENCE & ADMINISTRATIVE DETAILS**

Registered Charity number 1172200

Registered office 36/38 High Street, Haverfordwest, Pembrokeshire, SA61 2DA

Trustees

|                  |                                |
|------------------|--------------------------------|
| Andy Watters     | Chair                          |
| Isabel Stevenson | Vice Chair (resigned 20/08/20) |
| Carolyn Oakley   | Treasurer                      |
| Barbara Wilson   | (resigned 01/04/20)            |
| Jane Kelso       |                                |
| Andrew Armstrong | (resigned 19/05/21)            |
| Helen Butland    |                                |
| Dinah Davies     | (resigned 01/07/21)            |
| Huw Michael      | (resigned 01/08/21)            |
| David Jones      | (resigned 01/08/21)            |
| Emlyn Sciafone   |                                |

Accountants L M Griffiths & Co Ltd  
Chartered Certified Accountants  
1&2 Merlins Court, Winch Lane, Haverfordwest, SA61 1SB

Bankers CAF Bank Ltd  
25 Kings Hill Avenue, Kings Hill, West Malling, Kent

**ADVOCACY WEST WALES - EIRIOLAETH GORLLEWIN CYMRU**  
**INDEPENDENT EXAMINER'S REPORT**  
**31 March 2021**

**Independent examiner's report to the trustees of Advocacy West Wales - Eiriolaeth Gorllewin Cymru**

I report to the charity trustees on my examination of the accounts of Advocacy West Wales - Eiriolaeth Gorllewin Cymru (the Trust) for the year ended 31 March 2021.

**Responsibilities and basis of report**

As the charity trustees of the Trust you are responsible for the preparation of the accounts in accordance with the requirements of the Charities Act 2011 (the Act)

I report in respect of my examination of the Trust's accounts carried out under section 145 of the Act and in carrying out my examination I have followed all applicable Directions given by the Charity Commission under section 145(5)(b) of the Act.

**Independent examiner's statement**

Since your charity's gross income exceeded £250,000 your examiner must be a member of a listed body, I can confirm that I am qualified to undertake the examination because I am a registered member of ACCA which is one of the listed bodies.

I have completed my examination. I confirm that no material matters have come to my attention in connection with the examination giving me cause to believe that in any material respect:

- 1 accounting records were not kept in respect of the Trust as required by section 130 of the Act; or
- 2 the accounts do not accord with those records; or
- 3 the accounts do not comply with the applicable requirements concerning the form and content of accounts set out in the Charities (Accounts and Reports) Regulations 2008 other than any requirement that the accounts give a "true and fair" view which is not a matter considered as part of an independent examination.

I have no concerns and come across no other matters in connection with the examination to which attention should be drawn in this report to enable a proper understanding of the accounts to be reached.

Michael Harries FCCA  
L M Griffiths & Co Ltd  
1&2 Merlins Court  
Winch Lane  
Haverfordwest  
Pembrokeshire  
SA61 1SB

**ADVOCACY WEST WALES - EIRIOLAETH GORLLEWIN CYMRU**  
**STATEMENT OF FINANCIAL ACTIVITIES**  
for the year ended 31 March 2021

|                                                       | Notes | Unrestricted<br>funds | Designated<br>&<br>Restricted<br>funds | Total<br>funds<br>2021 | Total<br>funds<br>2020 |
|-------------------------------------------------------|-------|-----------------------|----------------------------------------|------------------------|------------------------|
|                                                       |       | £                     | £                                      | £                      | £                      |
| <b>INCOMING RESOURCES</b>                             |       |                       |                                        |                        |                        |
| <b>Incoming resources from generated funds:</b>       |       |                       |                                        |                        |                        |
| Voluntary income                                      | 3     | 47,422                | -                                      | 47,422                 | 81,744                 |
| Investment income                                     | 4     | 52                    | -                                      | 52                     | 22                     |
| <b>Incoming resources from charitable activities:</b> |       |                       |                                        |                        |                        |
| Grants & contracts                                    | 5     | -                     | 608,527                                | 608,527                | 308,739                |
| <b>Total incoming resources</b>                       |       | 47,474                | 608,527                                | 656,001                | 390,505                |
| <b>RESOURCES EXPENDED</b>                             |       |                       |                                        |                        |                        |
|                                                       | 15    |                       |                                        |                        |                        |
| <b>Charitable activities</b>                          |       | 83,004                | 433,271                                | 516,275                | 382,971                |
| <b>Total resources expended</b>                       |       | 83,004                | 433,271                                | 516,275                | 382,971                |
| <b>NET INCOMING RESOURCES before transfers</b>        |       | (35,530)              | 175,256                                | 139,726                | 7,534                  |
| <b>Gross transfers between funds</b>                  | 12&13 | 64,737                | (64,737)                               | -                      | -                      |
| <b>Net incoming /(outgoing) resources</b>             |       | 29,207                | 110,519                                | 139,726                | 7,534                  |
| <b>RECONCILIATION OF FUNDS</b>                        |       |                       |                                        |                        |                        |
| <b>Funds brought forward</b>                          |       | 46,421                | 92,776                                 | 139,197                | 131,663                |
| <b>TOTAL FUNDS CARRIED FORWARD</b>                    | 12    | 75,628                | 203,295                                | 278,923                | 139,197                |

**ADVOCACY WEST WALES - EIRIOLAETH GORLLEWIN CYMRU**  
**BALANCE SHEET**  
As at 31 March 2021

|                                               | Notes | Unrestricted<br>funds | Restricted<br>income<br>funds | Total this<br>year<br>2021<br>£ | Total last<br>year<br>2020<br>£ |
|-----------------------------------------------|-------|-----------------------|-------------------------------|---------------------------------|---------------------------------|
|                                               |       | £                     | £                             |                                 |                                 |
| <b>FIXED ASSETS</b>                           |       |                       |                               |                                 |                                 |
| Tangible assets                               | 9     | -                     | 545                           | 545                             | 558                             |
|                                               |       | -                     | 545                           | 545                             | 558                             |
| <b>CURRENT ASSETS</b>                         |       |                       |                               |                                 |                                 |
| Debtors : Amounts falling due within one year | 10    | 296                   | 39,480                        | 39,776                          | -                               |
| Cash at bank and in hand                      |       | 75,332                | 165,809                       | 241,141                         | 150,516                         |
|                                               |       | 75,628                | 205,289                       | 280,917                         | 150,516                         |
| <b>CREDITORS</b>                              |       |                       |                               |                                 |                                 |
| Amounts falling due within one year           | 11    | -                     | 2,539                         | 2,539                           | 11,877                          |
| <b>NET CURRENT ASSETS</b>                     |       | 75,628                | 202,750                       | 278,378                         | 138,639                         |
| <b>TOTAL ASSETS LESS CURRENT LIABILITIES</b>  |       | 75,628                | 203,295                       | 278,923                         | 139,197                         |
| <b>FUNDS</b>                                  | 12    |                       |                               |                                 |                                 |
| Unrestricted funds                            |       | 75,628                | -                             | 75,628                          | 71,293                          |
| Restricted funds                              |       | -                     | 203,295                       | 203,295                         | 67,904                          |
| <b>TOTAL FUNDS</b>                            |       | 75,628                | 203,295                       | 278,923                         | 139,197                         |

The financial statements were approved by the trustees on \_\_\_\_\_ and were signed on its behalf by:

\_\_\_\_\_  
A Watters, Chair

\_\_\_\_\_  
C Oakley, Treasurer

**ADVOCACY WEST WALES - EIRIOLAETH GORLLEWIN CYMRU**  
**NOTES TO THE ACCOUNTS**  
**31 March 2021**

**1 Basis of preparation**

**1.1 Basis of accounting**

The financial statements of the charity, which is a public benefit entity under FRS 102, have been prepared in accordance with the Charities SORP (FRS 102) "Accounting and Reporting by Charities: Statement of Recommended Practice applicable to charities preparing their accounts in accordance with the Financial Reporting Standard applicable in the UK and Republic of Ireland (FRS 102) (effective 1 January 2015) Financial Reporting Standard 102, the Financial Reporting Standard applicable in the UK and Republic of Ireland and the Charities Act 2011. The financial statements have been prepared under the historical cost convention.

**1.2 Change in basis of accounting**

There has been no change to the accounting policies (valuation rules and methods of accounting) since last year.

**1.3 Changes to previous accounts**

No changes have been made to accounts for previous years.

**2 Accounting policies**

**2.1 Incoming resources**

**Recognition of incoming resources**

These are included in the Statement of Financial Activities (SoFA) when:

- the charity becomes entitled to the resources;
- the trustees are virtually certain they will receive the resources; and
- the monetary value can be measured with sufficient reliability.

**Incoming resources with related expenditure**

Where incoming resources have related expenditure (as with fundraising or contract income) the incoming resources and related expenditure are reported gross in the SoFA.

**Grants and donations**

Grants and donations are only included in the SoFA when the charity has unconditional entitlement to the resources.

**Tax reclaims on donations and gifts**

Incoming resources from tax reclaims are included in the SoFA at the same time as the gift to which they relate.

**Contractual income and performance related grants**

This is only included in the SoFA once the related goods or services have been delivered.

**Gifts in kind**

Gifts in kind are accounted for at a reasonable estimate of their value to the charity or the amount actually realised.

Gifts in kind for sale or distribution are included in the accounts as gifts only when sold or distributed by the charity.

Gifts in kind for use by the charity are included in the SoFA as incoming resources when receivable.

**Donated services and facilities**

These are only included in incoming resources (with an equivalent amount in resources expended) where the benefit to the charity is reasonably quantifiable, measurable and material. The value placed on these resources is the estimated value to the charity of the service or facility received.

**Volunteer help**

The value of any voluntary help received is not included in the accounts but is described in the trustees' annual report.

**Investment income**

This is included in the accounts when receivable.

**Investment gains and losses**

This includes any gain or loss on the sale of investments and any gain or loss resulting from revaluing investments to market value at the end of the year.

**2.2 Expenditure & liabilities**

**Liability recognition**

Liabilities are recognised as soon as there is a legal or constructive obligation committing the charity to pay out resources.

**Governance costs**

Include costs of the preparation and examination of statutory accounts, the costs of trustee meetings and cost of any legal advice to trustees on governance or constitutional matters.

**2.3 Assets**

**Tangible fixed assets for use by charity**

These are capitalised if they can be used for more than one year, and cost at least £100. They are valued at cost or a reasonable value on receipt. Depreciation is provided at the following annual rates in order to write off each asset over its estimated useful life.

Fixture and fittings - 10 % Straight Line

Computer equipment - 33 % Straight Line

**ADVOCACY WEST WALES - EIRIOLAETH GORLLEWIN CYMRU**  
**NOTES TO THE ACCOUNTS**  
**31 March 2021**

| 3 VOLUNTARY INCOME | 2021         |              |        | 2020   |
|--------------------|--------------|--------------|--------|--------|
|                    | Designated   |              | Total  | Total  |
|                    | Unrestricted | & Restricted |        |        |
|                    | Funds        | Funds        |        |        |
|                    | £            | £            | £      | £      |
| Other income       | 47,024       | -            | 47,024 | 81,744 |
|                    | 47,024       | -            | 47,024 | 81,744 |

| 4 INVESTMENT INCOME      | 2021 | 2020 |
|--------------------------|------|------|
|                          | £    | £    |
| Deposit account interest | 52   | 22   |

| 5 GRANTS & CONTRACTS | 2021         |              |         | 2020    |
|----------------------|--------------|--------------|---------|---------|
|                      | Designated   |              | Total   | Total   |
|                      | Unrestricted | & Restricted |         |         |
|                      | Funds        | Funds        |         |         |
|                      | £            | £            | £       | £       |
| Community P          | -            | 77,183       | 77,183  | 72,304  |
| Community C          | -            | 93,174       | 93,174  | -       |
| Community Ceredigion | -            | 67,576       | 67,576  | -       |
| ICF                  | -            | 3,757        | 3,757   | -       |
| IMHA                 | -            | 198,257      | 198,257 | 200,280 |
| Carers               | -            | 35,996       | 35,996  | -       |
| PPF                  | -            | 49,000       | 49,000  | 14,140  |
| Ceredigion CIPA      | -            | 70,247       | 70,247  | 14,935  |
| Tudor                | -            | 13,337       | 13,337  | -       |
| Sue Evans/CYP        | -            | -            | -       | 7,080   |
|                      | -            | 608,527      | 608,527 | 308,739 |

| 6 NET INCOMING/(OUTGOING) RESOURCES      | 2021  | 2020  |
|------------------------------------------|-------|-------|
|                                          | £     | £     |
| Net resources are stated after charging: |       |       |
| Accountancy fees                         | 3,174 | 1,140 |
| Depreciation                             | 612   | 834   |

**7 TRUSTEES' REMUNERATION AND BENEFITS**

There were no trustees' remuneration or other benefits for the year ended 31 March 2021 nor for the year ended 31 March 2020.

|                                       | 2021 | 2020 |
|---------------------------------------|------|------|
|                                       | £    | £    |
| Trustees' expenses                    | 22   | 979  |
| Number of trustees receiving expenses | 1    | 2    |

**ADVOCACY WEST WALES - EIRIOLAETH GORLLEWIN CYMRU**  
**NOTES TO THE ACCOUNTS**  
**31 March 2021**

|                      |             |             |
|----------------------|-------------|-------------|
| <b>8 STAFF COSTS</b> | <b>2021</b> | <b>2020</b> |
|                      | £           | £           |

|                    |         |         |
|--------------------|---------|---------|
| Wages and salaries | 430,594 | 325,385 |
|--------------------|---------|---------|

|                                                                         |             |             |
|-------------------------------------------------------------------------|-------------|-------------|
| The average monthly number of employees during the year was as follows: | <b>2021</b> | <b>2020</b> |
|-------------------------------------------------------------------------|-------------|-------------|

|           |    |    |
|-----------|----|----|
| Full time | 2  | 1  |
| Part time | 19 | 17 |
|           | 21 | 18 |

There were no employees with salaries in excess of £60,000

**9 TANGIBLE FIXED ASSETS**

|                       | Fixtures<br>and fittings<br>£ | Computer<br>equipment<br>£ | Total<br>£ |
|-----------------------|-------------------------------|----------------------------|------------|
| <b>COST</b>           |                               |                            |            |
| At 1 April 2020.      | 1,190                         | 21,117                     | 22,307     |
| Additions             | -                             | 599                        | 599        |
|                       | 1,190                         | 21,716                     | 22,906     |
| At 31 March 2021      |                               |                            |            |
| <b>DEPRECIATION</b>   |                               |                            |            |
| At 1 April 2020       | 1,190                         | 20,559                     | 21,749     |
| Charge for year       | -                             | 612                        | 612        |
|                       | 1,190                         | 21,171                     | 22,361     |
| At 31 March 2021      |                               |                            |            |
| <b>NET BOOK VALUE</b> |                               |                            |            |
| At 31 March 2021      | -                             | 545                        | 545        |
| At 31 March 2020      | -                             | 558                        | 558        |

|                                                        |             |             |
|--------------------------------------------------------|-------------|-------------|
| <b>10 DEBTORS: AMOUNTS FALLING DUE WITHIN ONE YEAR</b> | <b>2021</b> | <b>2020</b> |
|                                                        | £           | £           |

|                                      |        |   |
|--------------------------------------|--------|---|
| Amounts falling due within one year: | 39,776 | - |
|                                      | 39,776 | - |

|                                                          |             |             |
|----------------------------------------------------------|-------------|-------------|
| <b>11 CREDITORS: AMOUNTS FALLING DUE WITHIN ONE YEAR</b> | <b>2021</b> | <b>2020</b> |
|                                                          | £           | £           |

|                 |       |        |
|-----------------|-------|--------|
| Accruals        | 1,194 | 1,468  |
| Other creditors | 1,345 | 10,409 |
|                 | 2,539 | 11,877 |

**ADVOCACY WEST WALES - EIRIOLAETH GORLLEWIN CYMRU**  
**NOTES TO THE ACCOUNTS**  
**31 March 2021**

**12 MOVEMENT IN FUNDS**

|                           | <b>At 01.04.20</b> | <b>Funds brought forward at 01.04.20<br/>£</b> | <b>Net movement in funds<br/>£</b> | <b>Transfers between funds<br/>£</b> | <b>At 31.03.21<br/>£</b> |
|---------------------------|--------------------|------------------------------------------------|------------------------------------|--------------------------------------|--------------------------|
| <b>Unrestricted funds</b> |                    |                                                |                                    |                                      |                          |
| General fund              | -                  | 46,421                                         | (35,530)                           | 64,737                               | 75,628                   |
| <b>Restricted funds</b>   |                    |                                                |                                    |                                      |                          |
| Restricted income funds   | -                  | 92,776                                         | 175,256                            | (64,737)                             | 203,295                  |
| <b>TOTAL FUNDS</b>        | <b>-</b>           | <b>139,197</b>                                 | <b>139,726</b>                     | <b>-</b>                             | <b>278,923</b>           |

Net movements in funds, included in the above are as follows:

|                           | <b>Incoming resources<br/>£</b> | <b>Resources expended<br/>£</b> | <b>Movement in funds<br/>£</b> |
|---------------------------|---------------------------------|---------------------------------|--------------------------------|
| <b>Unrestricted funds</b> |                                 |                                 |                                |
| General fund              | 47,474                          | 83,004                          | (35,530)                       |
| <b>Restricted funds</b>   |                                 |                                 |                                |
| Restricted income funds   | 608,527                         | 433,271                         | 175,256                        |
| <b>TOTAL FUNDS</b>        | <b>656,001</b>                  | <b>516,275</b>                  | <b>139,726</b>                 |

**13 TRANSFERS BETWEEN FUNDS**

Transfers were made from WCVA, Ceredigion CIPA, ICF and IMHA to unrestricted income by way of a charge made to restricted funds for central support services

**14 FUND DEFICITS**

As at the year end 31 March 2021, no funds were in a deficit position

**ADVOCACY WEST WALES - EIRIOLAETH GORLLEWIN CYMRU**  
**NOTES TO THE ACCOUNTS**  
**31 March 2021**

**15 DETAILED ANALYSIS OF STATEMENT OF FINANCIAL ACTIVITIES**

|                                                         | Unrestricted funds |               | Designated funds | Restricted Funds |                  |                   |                 |                |               |              |               |                |               | 2021           | 2020           |
|---------------------------------------------------------|--------------------|---------------|------------------|------------------|------------------|-------------------|-----------------|----------------|---------------|--------------|---------------|----------------|---------------|----------------|----------------|
|                                                         | <u>Reserves</u>    | <u>Eiriol</u> | <u>Sue</u>       | <u>Community</u> | <u>Community</u> | <u>Community-</u> |                 |                |               |              |               | <u>Ceredig</u> |               | <u>Total</u>   | <u>Total</u>   |
|                                                         | £                  | £             | Evans/CYP        | P                | C                | Ceredigion        | ICF             | IMHA           | Carers        | H/Cymru      | PPF           | ion            | Tudor         | funds          | funds          |
|                                                         | £                  | £             | £                | £                | £                | £                 | £               | £              | £             |              |               | CIPA           | £             | £              | £              |
| <b>INCOMING RESOURCES</b>                               |                    |               |                  |                  |                  |                   |                 |                |               |              |               |                |               |                |                |
| Voluntary & other income                                | 47,024             |               |                  | 77,183           | 93,174           | 67,576            | 267             | 198,257        | 35,996        |              | 49,000        | 70,247         | 13,337        | 652,061        | 390,483        |
| Government Grants                                       | 398                |               |                  |                  |                  |                   | 3,490           |                |               |              |               |                |               | 3,888          |                |
| Investment income                                       | 52                 |               |                  | -                | -                | -                 | -               | -              | -             |              | -             | -              | -             | 52             | 22             |
| <b>Total incoming resources</b>                         | <b>47,474</b>      | <b>-</b>      | <b>-</b>         | <b>77,183</b>    | <b>93,174</b>    | <b>67,576</b>     | <b>3,757</b>    | <b>198,257</b> | <b>35,996</b> | <b>-</b>     | <b>49,000</b> | <b>70,247</b>  | <b>13,337</b> | <b>656,001</b> | <b>390,505</b> |
| <b>RESOURCES EXPENDED</b>                               |                    |               |                  |                  |                  |                   |                 |                |               |              |               |                |               |                |                |
| <b>Charitable activities</b>                            |                    |               |                  |                  |                  |                   |                 |                |               |              |               |                |               |                |                |
| Salaries & wages                                        | 50,804             |               |                  | 43,317           | 63,269           | 11,112            | 24,330          | 131,101        | 23,733        |              | 4,599         | 28,200         | 6,680         | 387,145        | 302,079        |
| Travel expenses                                         | 1,246              |               |                  | 388              | 145              | 393               | 45              | 4,356          | 251           |              | 162           | 376            | 10            | 7,372          | 15,573         |
| Training / Recruitment                                  | 369                |               |                  | 203              | 198              | -                 | 376             | 370            | 459           |              |               | 14             | 150           | 2,139          | 2,222          |
| CRB Checks                                              | 47                 |               |                  | 97               |                  | 47                |                 | 19             |               |              |               | 28             |               | 238            | 51             |
| Subscriptions                                           | 270                |               |                  |                  |                  |                   |                 |                |               |              |               |                |               | 270            | 185            |
|                                                         | 52,736             | -             | -                | 44,005           | 63,612           | 11,552            | 24,751          | 135,846        | 24,443        | -            | 4,761         | 28,618         | 6,840         | 397,164        | 320,110        |
| <b>Support costs</b>                                    |                    |               |                  |                  |                  |                   |                 |                |               |              |               |                |               |                |                |
| Salaries & wages                                        | 2,978              |               |                  | 5,067            | 5,112            | 5,863             | 178             | 13,024         | 2,376         |              | 3,236         | 4,601          | 1,014         | 43,449         | 23,306         |
| Training                                                | 1,753              |               |                  | 11               |                  | 18                |                 | 12             |               |              | 22            |                |               | 1,816          | 1,393          |
| Rent                                                    | 5,070              |               |                  | 1,550            | 1,595            | -                 | 360             | 3,637          | 496           |              | 120           | 1,038          | 538           | 14,404         | 9,282          |
| Heat & light                                            | 226                |               |                  |                  | 206              |                   |                 | 299            | 81            |              |               |                | 50            | 862            | 414            |
| Room hire                                               | -                  |               |                  | -                |                  | -                 | -               | -              |               |              | -             |                |               | -              | 254            |
| Cleaning                                                | 23                 |               |                  | 112              | 71               |                   |                 | 284            | 57            |              |               | 49             |               | 596            | 167            |
| Insurance                                               | 2,965              |               |                  |                  |                  |                   |                 |                |               |              |               |                |               | 2,965          | 3,158          |
| Telephone                                               | 1,498              |               |                  | 690              | 666              | 169               | 50              | 2,382          | 412           |              | 78            | 346            | 148           | 6,439          | 5,021          |
| Postage, stationery & advertising                       | 997                |               |                  | 234              | 184              | 300               |                 | 738            | 117           | -            | 24            | 239            | 41            | 2,874          | 1,749          |
| Website & computing costs                               | 922                |               |                  | 830              | 946              | 222               |                 | 1,570          | 357           | 11           | 13            | 535            | 14            | 5,420          | 2,836          |
| Equipment                                               | 1,188              |               |                  | 135              | 908              | 653               |                 | 804            | 510           | 602          | 512           | 93             | 6             | 5,411          | 392            |
| Professional fees                                       | 9,030              |               |                  |                  | 9                | 12                |                 |                | 9             |              |               | 21,488         |               | 30,548         | 11,639         |
| Bank charges                                            | 69                 |               |                  |                  |                  |                   |                 |                |               |              |               |                |               | 69             | 65             |
| AGM/Staff welfare                                       | 100                |               |                  | 75               | 50               | -                 | 25              | 150            | 25            |              |               |                | 25            | 450            | 232            |
| Accountancy                                             | 3,174              |               |                  |                  |                  |                   |                 |                |               |              |               |                |               | 3,174          | 1,140          |
| Trustees' expenses                                      | 22                 |               |                  |                  |                  |                   |                 |                |               |              |               |                |               | 22             | 979            |
| Depreciation - fixtures & fittings                      |                    |               |                  |                  |                  |                   |                 |                |               |              |               |                |               | -              | -              |
| Depreciation - computer eqpt                            | 253                |               |                  | 150              |                  |                   |                 | 209            |               |              |               |                |               | 612            | 834            |
|                                                         | 30,268             | -             | -                | 8,854            | 9,747            | 7,237             | 613             | 23,109         | 4,440         | 613          | 4,005         | 28,389         | 1,836         | 119,111        | 62,861         |
| <b>Total resources expended</b>                         | <b>83,004</b>      | <b>-</b>      | <b>-</b>         | <b>52,859</b>    | <b>73,359</b>    | <b>18,789</b>     | <b>25,364</b>   | <b>158,955</b> | <b>28,883</b> | <b>613</b>   | <b>8,766</b>  | <b>57,007</b>  | <b>8,676</b>  | <b>516,275</b> | <b>382,971</b> |
| <b>NET INCOMING/OUTGOING RESOURCES before transfers</b> | <b>(35,530)</b>    | <b>-</b>      | <b>-</b>         | <b>24,324</b>    | <b>19,815</b>    | <b>48,787</b>     | <b>(21,607)</b> | <b>39,302</b>  | <b>7,113</b>  | <b>(613)</b> | <b>40,234</b> | <b>13,240</b>  | <b>4,661</b>  | <b>139,726</b> | <b>7,534</b>   |
| Gross transfers between funds                           | 92,054             | (27,317)      | (3,430)          | (11,933)         | (4,835)          | (2,834)           | (2,000)         | (31,560)       | (3,840)       | 613          | (1,000)       | (1,518)        | (2,400)       | -              | -              |
| Net incoming/(outgoing) resources                       | -                  | -             | -                | -                | -                | -                 | -               | -              | -             | -            | -             | -              | -             | 139,726        | 7,534          |
| Funds brought forward                                   | 19,104             | 27,317        | 3,430            | 33,078           | -                | -                 | 27,275          | 27,946         | -             | -            | -             | 1,047          |               | 139,197        | 131,663        |
| <b>Funds carried forward</b>                            | <b>75,628</b>      | <b>-</b>      | <b>-</b>         | <b>45,469</b>    | <b>14,980</b>    | <b>45,953</b>     | <b>3,668</b>    | <b>35,688</b>  | <b>3,273</b>  | <b>-</b>     | <b>39,234</b> | <b>12,769</b>  | <b>2,261</b>  | <b>278,923</b> | <b>139,197</b> |