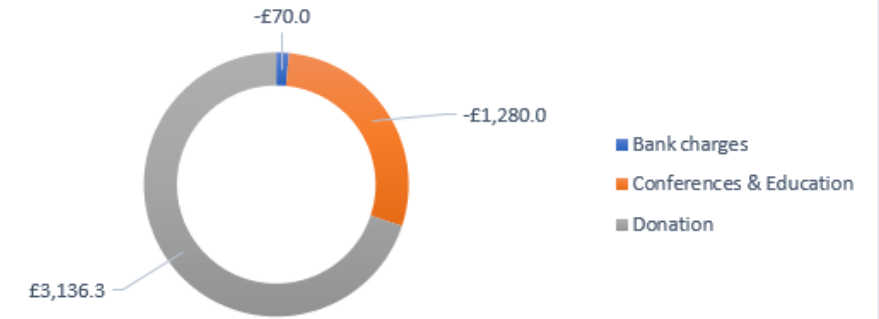


WScE Financial update

P&L Summary

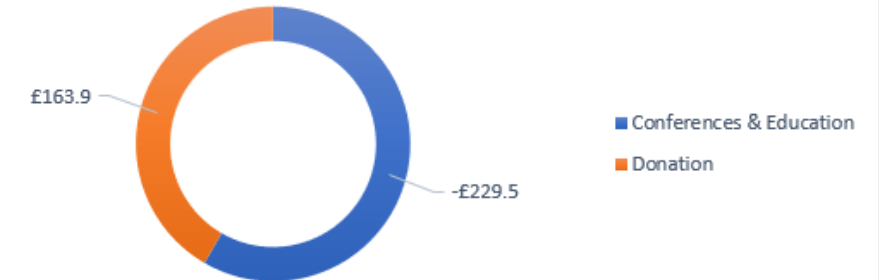
Exp. & Don 19-20		Sum of Amount
Bank charges	-£	70.0
Conferences & Education	-£	1,280.0
Donation	£	3,136.3
Grand Total	£	1,786.3

Expenses and Donations 04/2019-03/2020



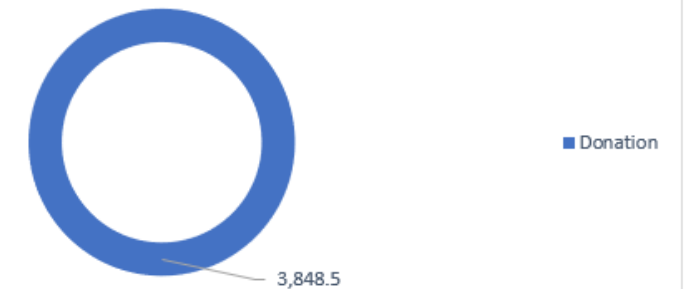
Exp. & Don 20-21		Sum of Amount
Conferences & Education	-£	229.5
Donation	£	163.9
Grand Total	-£	65.6

Expenses and Donations 04/2020-03/2021



Exp. & Don 21-22		Sum of Amount 2
Donation		3,848.5
Grand Total		3,848.5

Expenses and Donations 04/2021-07/2021



WSCe Financial update

Financial statements

	18-19	19-20	Var.	20-21	Var.	21-22 July YTD	Var.
Profit and Loss account							
Donations	3,827.81	3,136.27	-18%	163.90	-95%	3,848.51	2248%
Expenses	(1,439.33)	(1,350.00)	-6%	(229.50)	-83%		-100%
Operating income	2,388.48	1,786.27	-25%	(65.60)	-104%	3,848.51	5967%
<i>ROS</i>	62.4%	57.0%		-40.0%		100.0%	
Balance sheet							
Current Assets							
Cash	11,286.12	13,072.39		13,006.79		16,855.30	
Non Current Liabilities and retained earnings							
Retained earnings	11,286.12	13,072.39		13,006.79		16,855.30	