



Financial Report 2023-2024

AGM – Overview of Accounts 2023 - 2024

Bank Balances at Year end 31 March 2024

Bank Balances	March 2024	March 2023
Current	£ 6,641.29	£ 6,751.79
Deposit	£ 16,977.87	£ 15,974.00

At year end our bank balances had improved by approximately £1,000. We had an overall deficit of over £6,700. This allows for depreciation of assets and increases in value of some fixed assets Our income is increased compared to last year but is still not at pre-COVID levels. Our expenses have increased slightly, largely due to increased spending on Repairs & Maintenance. Our bank balances are reflecting some of these features, but as the balances were not all reconciled on the 31st March, and the value of property is not realised until the property is sold, the bank balances do not necessarily reflect the accounts at this stage.

Overview of the year in terms of income:

- Hall Hire and classes provided an income of nearly £12,000. The increased use of the hall facilities for camping has also increased the income.
- Sport income continues to be slow to recover.
- The Bar income continues to show an upward trend.

Expenditure:

Expenditure for the year stands at over £42,500, which is an increase of about £5,500 compared to the last 2 years. About £1,000 is increased bar expenditure, which is more than offset by their increased profits. £3,000 increase in grounds maintenance costs and £2,000 increase in repairs and maintenance costs and \$1,500 increases in Rates and water account a substantial part of the increase. Reductions in the expenditure on the playground offset some of the increases elsewhere.

Therefore, the total income for the year was £36,721 and total expenditure £42,520 leaving deficit of just under £6,000 for the year, excluding depreciation.

From the balance sheet, we have fixed assets of £510,410 current assets of £22,032. Our current assets have fallen by nearly £20,000 over the past few years due to the investment in the hall infrastructure and falling income from lettings



Financial Report 2023-2024

Surplus/Loss Statement




INCLUDING BAR	Year to 31st March 2020	Year to 31st March 2021	Year to 31st March 2022	Year to 31st March 2023	Year to 31st March 2024
Hall Hire & Classes	15145.59	642.5	12721.49	10566.75	11815.50
Camping	1280.75	0	0	458.5	736.00
Sport Income					
Cricket	2580.24	0	0	102.75	478.50
Football	707.50	525	875	970	555.00
Tennis	1213.23	550	1444.98	1199.73	550.00
Total Sport Income	4500.97	1075.00	2319.98	2272.48	1583.50
Filming			1320	0	0.00
Skittles	408.00	0.00	240.00	168.00	0.00
Allotments	600.00	495	105	480	215.00
Other Income	775.09	1152.67	148.29	148.27	2510.73
Social Club Barrellage					
Bar	13211.45	734.59	13411.1	17531.67	18440.93
Total Income	35921.85	4099.76	30265.86	31625.67	35301.66
Expenditure					
Rent, Rates & Water	2187.38	1245.96	515.08	886.32	2491.83
Insurance	1540.80	1784.92	1877.79	1985.14	2412.31
Heat,Light & Power	2762.79	2438.39	2826.09	2986.31	5045.41
Field Lease	3515.89	3515.47	3999.88	4000.08	4000.97
TV Licence					
Repairs & Maintenance	3868.23	761.54	5927.04	5630.8	7609.07
Printing & Stationary					
Ground Maintenance	2857.77	1206	342.52	180	3060.39
Cleaning	1951.00	1697.5	1455.84	2176.5	2453.17
Fire & Safety	387.30	324	413.94	396	707.22
Waste	753.18	238.79	902.18	983.23	1449.10
Playground	103.20	103.2	7684.03	5180.23	110.00
Bar	7773.99	661.58	8358.22	10873.28	11869.09
Miscellaneous	1237.74	1349.01	3457.94	1539.79	1185.64
Bank Charges			17.4	106.14	126.17
Asset Write Off					
Debt Write Off					
VAT Balance from Prev Year					
Total Expenditure	28939.27	15326.36	37777.95	36923.82	42520.37
Operating Profit/Loss	6982.58	-11226.60	-7512.09	-5298.15	-7218.71
Other Income					
Bank Interest Total			4.5	65.07	296.94
Currents A/C	0	0	0	0	0
Deposit A/C	27.24	11.39	n/a	n/a	n/a
Play Area A/C	6.85	1.64	n/a	n/a	n/a
Brewery Account	20.13	4.63	n/a	n/a	n/a
Donations	0	20627	8000	0	185.00
Gift Aid Refunds	0	0	0	0	0.00
Events & Fund Raising	3998.15	0	0	7670.46	6591.50
Events Expenses	-3160.77	0	0	-4580.27	-5607.83
Water Supply Interruption	0	330.96	0	0	103.19
Way Leave	0	299.14	148.29	148.27	148.27
Total	891.6	21274.76	8148.29	3238.46	1420.13
GrossSurplus to Expenditure	7874.18	10048.16	640.70	-1994.62	-5604.83
Less Depreciation					
Tennis Club Floodlights	-922.34	-763.79	-695.05	-695.05	
Play Area and Equipment	-55.27	-785.87	-715.14	-715.14	-715.14
Furnitue,Fixtures and Fittings	-15.72	-369.74	-336.46	-336.46	-336.46
Mower	-949.00	-156.39	-142.32	-142.32	
Roller	-188.86	-143.36	-130.46	-130.46	
Heating Boiler	-173.12	-80.20	-72.98	-72.98	-72.98
Cricket Square Covers	-96.84	-120.70	-109.83	-109.83	
Water Softener	-145.75	-45.77	-41.65	-41.65	-41.65
Hand Driers	-446.49	-13.02	-11.85	-11.85	-11.85
Total	-2993.39	-2478.83	-2255.73	-2255.73	-1178.08
SURPLUS/LOSS TO CAPITAL AND RESERVES	4880.79	7569.33	-1615.03	-4250.35	-6782.91

Bar Account Included in Profit & Loss Statement					
Takings	13211.45	734.59	13411.1	17531.67	18440.93
Expenditure					
Wells & Young					
Other	7773.99	661.58	8358.22	10873.28	11869.09
Total	7773.99	661.58	8358.22	10873.28	11869.09
Surplus/Loss	5437.46	73.01	5052.88	6658.39	6571.84






Financial Report 2023-2024

Fixed Assets		31/03/2020	31/03/2021	31/03/2022	31/03/2023	31/03/2024
Freehold Property	£	433,373.18	£ 442,040.64	£ 450,881.46	£ 459,899.08	£ 469,097.07
Land Gibbs Horn	£	4,235.32	£ 4,362.38	£ 4,493.25	£ 4,583.11	£ 4,674.77
Car Park	£	10,457.01	£ 9,411.31	£ 8,470.18	£ 8,639.59	£ 8,812.38
Ramp & Path	£	17,227.75	£ 16,366.37	£ 15,548.05	£ 15,859.01	£ 16,176.19
Patio	£	9,750.45	£ 8,872.91	£ 8,074.35	£ 8,235.84	£ 8,400.55
Water Softener	£	508.53	£ 462.76	£ 421.11	£ 429.53	£ 438.12
Hand Driers	£	144.64	£ 131.62	£ 119.77	£ 122.17	£ 124.61
Play Area and Equipment	£	8,731.90	£ 7,946.03	£ 7,230.88	£ 7,375.50	£ 7,523.01
Heating Boiler	£	891.07	£ 810.87	£ 737.89	£ 752.65	£ 767.70
Furniture & Fixtures	£	4,108.21	£ 3,738.47	£ 3,402.01	£ 3,470.05	£ 3,539.45
Total Fixed Assets	£	489,428.06	£ 494,143.36	£ 499,378.95	£ 509,366.53	£ 519,553.86
Current Assets						
Debtors	-£	2,445.48	£ 65.00	£ -	£ -	£ -
Bank Current Account	£	5,942.56	£ -	£ 6,383.40	£ 6,511.07	£ 6,641.29
Bank Deposit Account	£	17,848.14	£ -	£ 16,318.60	£ 16,644.97	£ 16,977.87
HSBC Play Area Accounts	£	3,441.34	£ -	£ -	£ -	£ -
Brewery Deposit Account				£ -	£ -	£ -
Stock at Valuation	£	10,046.80	£ -		£ -	£ 500.00
Cash	£	350.00	£ 350.00	£ 350.00	£ 357.00	£ 364.14
	£	300.00	£ 50.00	£ 500.00	£ 510.00	£ 520.20
					£ -	£ -
Total Current Assets	£	35,483.36	£ 465.00	£ 23,552.00	£ 24,023.04	£ 25,003.50
Current Liabilities						
Creditors Control Account	£	-	£ -		£ -	£ -
Interest Free Loans	£	-	£ -		£ -	£ -
VAT Liability	£	-	£ -		£ -	£ -
					£ -	£ -
Total Current Liabilities	£	-	£ -	£ -	£ -	£ -
					£ -	£ -
Current Assets less Current Liabilities	£	35,483.36	£ 465.00	£ 23,552.00	£ 24,023.04	£ 24,503.50
					£ -	£ -
Total Assets less Current Liabilities	£	524,911.42	£ 494,608.36	£ 522,930.95	£ 533,389.57	£ 544,057.36
					£ -	£ -
Capital & Reserves						
Reserves	£	-	£ -	£ -	£ -	£ -
P&L Account	£	-	£ -	£ -	£ -	£ -
					£ -	£ -
Total Capital & Reserves	£	524,911.42	£ 494,608.36	£ 522,930.95	£ 533,389.57	£ 544,057.36

Audited by	Treasurer for BVHRT	Chair of BVHRT
Michael Crystal	David New	David Daniel
		



Financial Report 2023-2024

Audited by Michael Crystal	Treasurer for BVHRT David New	Chair of BVHRT David Daniel
		

The remainder of this page is intentionally blank.

2

Mr Michael Crystal
Yew Bank Cottage
Cuttle Lane
Biddestone
Wiltshire
SN14 7DF

Mr D J New
The Treasurer
Biddestone Village Hall & Recreation Trust
11 Little Challows
Biddestone
Chippenham
SN14 7DU

Tuesday, Sunday, 08 September 2024

Dear Mr. New,


As requested I have carried out an independent audit of the books of the account for the Year Ending March 31, 2024.

I am happy that the profit and loss account for the year end represents and accurate picture of transactions during that time.

I would make the following comments regarding the balance sheet:

The value of the fixed assets have been amended to take into account the work done to improve the assets over the past few years. The Boules Piste is still not included so check that this is not now an asset for the Village Hall.

Yours sincerely



Mike Crystal.