

BIDDESTONE VILLAGE HALL AND RECREATION TRUST

England & Wales · Charity number 1167177

Details

Other names BVH&RT;

Status Registered

Legal form Charitable company

Company number [09445502](#)

Registered 2016-05-18

Register [View on the Charity Commission register](#)

Contact

Address The School
The Green
Biddestone
The Green
Chippenham
England

Phone 07710 674238

Activities

Objects: THE PROVISION AND MAINTENANCE OF A VILLAGE HALL (HEREINAFTER CALLED "THE TRUST PROPERTY") FOR THE USE OF THE INHABITANTS OF THE PARISH OF BIDDESTONE AND SLAUGHTERFORD AND THE HAMLETS OF HARTHAM AND GIDDEA HALL AS DEFINED BY POSTCODES SN13 0QB, SN13 OPY, SN13 0PZ, SN13 0PU, SN14 7ER, SN14 7ES IN THE COUNTY OF WILTS (HEREINAFTER CALLED "THE AREA OF BENEFIT") WITHOUT DISTINCTION OR POLITICAL, RELIGIOUS OR OTHER OPINIONS, INCLUDING USE FOR MEETINGS, LECTURES, AND CLASSES AND FOR OTHER FORMS OF RECREATIONAL AND LEISURE TIME OCCUPATION WITH THE OBJECT OF IMPROVING THE CONDITIONS OF LIFE FOR THE SAID INHABITANTS.

Activities: The provision and maintenance of a village hall for the use of the inhabitants of the Parish of Biddestone and Slaughterford and the hamlets of Hartham and Giddea Hall without distinction of political, religious or other opinions, including use for meetings, lectures and classes and other forms of recreation and leisure with the object of improving the conditions of life for inhabitants.

Classification

- **How:** Provides Buildings/facilities/open Space
- **What:** Education/training, Arts/culture/heritage/science, Amateur Sport, Recreation
- **Who:** Children/young People, Elderly/old People, Other Defined Groups

Geography

- Wiltshire

Finances

| Period end | Income | Expenditure | Assets | Employees |
|------------|---------|-------------|--------|-----------|
| 2025-03-31 | £55,380 | £51,197 | - | - |
| 2024-03-31 | £35,302 | £42,520 | - | - |
| 2023-03-31 | £34,938 | £36,923 | - | - |
| 2022-03-31 | £38,439 | £37,777 | - | - |
| 2021-03-31 | £0 | £0 | - | - |

Trustees

| Name | Role | Appointed |
|--------------------------------|-------|------------|
| David John Daniel | Chair | 2021-03-10 |
| Alison Jane Stratton | | 2026-01-01 |
| DAVID JOHN NEW | | 2021-03-10 |
| David Arthur Pearce | | 2024-04-16 |
| Helen Mary Luise Perrett Mrs | | 2026-04-01 |
| Jacqueline Needham | | 2024-04-16 |
| Mary in der Rieden | | 2024-04-16 |
| Susan Brown | | 2025-01-01 |
| Valerie Margaret Spencer-Jones | | 2021-05-13 |

BIDDESTONE VILLAGE HALL AND RECREATION TRUST

England & Wales - Charity number 1167177

Accounts

Mr Michael Crystal
Yew Bank Cottage
Cuttle Lane
Biddestone
Wiltshire
SN14 7DF

Mr D J New
The Treasurer
Biddestone Village Hall & Recreation Trust
11 Little Challows
Biddestone
Chippenham
SN14 7DU

Tuesday, 21 October 2025

Dear Mr. New,


As requested I have carried out an independent audit of the books of the account for the Year Ending March 31, 2025.

I am happy that the profit and loss account for the year end represents and accurate picture of transactions during that time.

I would make the following comments regarding the balance sheet:

The value of the fixed assets have been amended to take into account the work done to improve the assets over the past few years. The Boules Piste is still not included and you have checked that this is not an asset for the Village Hall.

Yours sincerely

A handwritten signature in black ink, appearing to read 'M. Crystal', written in a cursive style.

Mike Crystal.



AGM – Overview of Accounts 2024-2025

Bank Balances at Year end 31 March 2025

| Bank Balances | March 2025 | March 2024 |
|---------------|-------------|-------------|
| Current | £ 5,732.07 | £ 6,641.29 |
| Deposit | £ 18,729.62 | £ 16,977.87 |

At year end our bank balances had improved by approximately £1,000. Our current account is down but there is more in the deposit account. We had an overall surplus of over £4,000. This allows for depreciation of assets and increases in value of some fixed assets. Because we have deleted fixed assets that are the responsibility of the tennis or cricket clubs, this has decreased the amount of depreciation we are showing. Our income is increased compared to last year but is still not at pre-COVID levels. Our expenses have increased. Utilities are costing nearly double what we spent in the preceding year. Our bank balances are reflecting some of these features, but as the balances were not all reconciled on the 31st March, and the value of property is not realised until the property is sold, the bank balances do not necessarily reflect the accounts at this stage.

Overview of the year in terms of income:

- Hall Hire and classes provided an income of over £12,000. The increased use of the hall facilities for camping has also increased the income.
- Sport income continues to be slow to recover.
- The Bar income continues to show an upward trend.

Expenditure:

Expenditure for the year stands at over £37,000, which is an increase of nearly £9,000 compared to the last year. Increased bar expenditure is more than offset by their increased profits.

The total income for the year was £55,379 and total expenditure £51,196 leaving surplus of just over £4,000 for the year, excluding depreciation.

From the balance sheet, we have fixed assets of £519,553 current assets of £26,860. Our current assets have increased by about £4,000.



Financial Report 2024-2025

Surplus/Loss Statement




| INCLUDING BAR | 31st Mar | Year to 31st March 2022 | Year to 31st March 2023 | Year to 31st March 2024 | Year to 31st March 2025 |
|---|----------|----------------------------|----------------------------|----------------------------|----------------------------|
| Hall Hire & Classes | | 12721.49 | 10566.75 | 11815.50 | 12150.75 |
| Camping | | 0 | 458.5 | 736.00 | 621.75 |
| Sport Income | | | | | |
| Cricket | | 0 | 102.75 | 478.50 | 107.50 |
| Football | | 875 | 970 | 555.00 | 225.00 |
| Tennis | | 1444.98 | 1199.73 | 550.00 | 4566.10 |
| Total Sport Income | | 2319.98 | 2272.48 | 1583.50 | 4898.60 |
| Filming | | 1320 | 0 | 0.00 | 2100.00 |
| Skittles | | 240.00 | 168.00 | 0.00 | 768.00 |
| Allotments | | 105 | 480 | 215.00 | 240.00 |
| Other Income | | 148.29 | 148.27 | 2510.73 | 198.36 |
| Social Club Barrellage | | | | | |
| Bar | | 13411.1 | 17531.67 | 18440.93 | 34402.27 |
| Total Income | | 30265.86 | 31625.67 | 35301.66 | 55379.73 |
| Expenditure | | | | | |
| Rent, Rates & Water | | 515.08 | 886.32 | 2491.83 | 5698.29 |
| Insurance | | 1877.79 | 1985.14 | 2412.31 | 2399.93 |
| Heat,Light & Power | | 2826.09 | 2986.31 | 5045.41 | 8415.54 |
| Field Lease | | 3999.88 | 4000.08 | 4000.97 | 3999.98 |
| TV Licence | | | | | |
| Repairs & Maintenance | | 5927.04 | 5630.8 | 7609.07 | 5060.97 |
| Printing & Stationary | | | | | |
| Ground Maintenance | | 342.52 | 180 | 3060.39 | 203.99 |
| Cleaning | | 1455.84 | 2176.5 | 2453.17 | 2791.93 |
| Fire & Safety | | 413.94 | 396 | 707.22 | 441.60 |
| Waste | | 902.18 | 983.23 | 1449.10 | 1810.49 |
| Playground | | 7684.03 | 5180.23 | 110.00 | 0.00 |
| Bar | | 8358.22 | 10873.28 | 11869.09 | 19243.36 |
| Miscellaneous | | 3457.94 | 1539.79 | 1185.64 | 989.18 |
| Bank Charges | | 17.4 | 106.14 | 126.17 | 141.60 |
| Asset Write Off | | | | | |
| Debt Write Off | | | | | |
| VAT Balance from Prev Year | | | | | |
| Total Expenditure | | 37777.95 | 36923.82 | 42520.37 | 51196.86 |
| Operating Profit/Loss | # | -7512.09 | -5298.15 | -7218.71 | 4182.87 |
| Other Income | | | | | |
| Bank Interest Total | | 4.5 | 65.07 | 296.94 | 314.06 |
| Currents A/C | 0 | 0 | 0 | 0 | 0 |
| Deposit A/C | 6 | n/a | n/a | n/a | n/a |
| Play Area A/C | 3 | n/a | n/a | n/a | n/a |
| Brewery Account | 2 | n/a | n/a | n/a | n/a |
| Donations | # | 8000 | 0 | 185.00 | 0.00 |
| Gift Aid Refunds | # | 0 | 0 | 0.00 | 0.00 |
| Events & Fund Raising | # | 0 | 7670.46 | 6591.50 | 5079.30 |
| Events Expenses | # | 0 | -4580.27 | -5607.83 | -5358.95 |
| Water Supply Interruption | # | 0 | 0 | 103.19 | 0.00 |
| Way Leave | # | 148.29 | 148.27 | 148.27 | 148.36 |
| Total | # | 8148.29 | 3238.46 | 1420.13 | -131.29 |
| Gross Surplus to Expenditure | # | 640.70 | -1994.62 | -5604.83 | 4365.64 |
| Less Depreciation | | | | | |
| Tennis Club Floodlights | 0 | -695.05 | -695.05 | | |
| Play Area and Equipment | 0 | -715.14 | -715.14 | -715.14 | -715.14 |
| Furnitue,Fixtures and Fittings | 0 | -336.46 | -336.46 | -336.46 | -336.46 |
| Mower | 0 | -142.32 | -142.32 | | |
| Roller | 0 | -130.46 | -130.46 | | |
| Heating Boiler | 0 | -72.98 | -72.98 | -72.98 | -72.98 |
| Cricket Square Covers | 0 | -109.83 | -109.83 | | |
| Water Softener | 0 | -41.65 | -41.65 | -41.65 | -41.65 |
| Hand Driers | 0 | -11.85 | -11.85 | -11.85 | -11.85 |
| Total | 0 | -2255.73 | -2255.73 | -1178.08 | -1178.08 |
| SURPLUS/LOSS TO CAPITAL AND RESERVES | # | -1615.03 | -4250.35 | -6782.91 | 3187.56 |

| Bar Account Included in Profit & Loss Statement | | | | | |
|--|---|----------------|-----------------|-----------------|-----------------|
| Takings | # | 13411.1 | 17531.67 | 18440.93 | 34402.27 |
| Expenditure | | | | | |
| Wells & Young | 0 | | | | |
| Other | # | 8358.22 | 10873.28 | 11869.09 | 19243.36 |
| Total | # | 8358.22 | 10873.28 | 11869.09 | 19243.36 |
| Surplus/Loss | # | 5052.88 | 6658.39 | 6571.84 | 15158.91 |



Financial Report 2024-2025

| Fixed Assets | 31/30/2022 | 31/30/2023 | 31/30/2024 | 31/30/2025 |
|---|---------------------|---------------------|---------------------|---------------------|
| Freehold Property | £ 450,881.46 | £ 459,899.08 | £ 469,097.07 | £ 478,479.01 |
| Land Gibbs Horn | £ 4,493.25 | £ 4,583.11 | £ 4,674.77 | £ 4,768.27 |
| Car Park | £ 8,470.18 | £ 8,639.59 | £ 8,812.38 | £ 8,988.62 |
| Ramp & Path | £ 15,548.05 | £ 15,859.01 | £ 16,176.19 | £ 16,499.71 |
| Patio | £ 8,074.35 | £ 8,235.84 | £ 8,400.55 | £ 8,568.56 |
| Water Softener | £ 421.11 | £ 429.53 | £ 438.12 | £ 446.89 |
| Hand Driers | £ 119.77 | £ 122.17 | £ 124.61 | £ 127.10 |
| Play Area and Equipment | £ 7,230.88 | £ 7,375.50 | £ 7,523.01 | £ 7,673.47 |
| Heating Boiler | £ 737.89 | £ 752.65 | £ 767.70 | £ 783.06 |
| Furniture & Fixtures | £ 3,402.01 | £ 3,470.05 | £ 3,539.45 | £ 3,610.24 |
| Total Fixed Assets | £ 499,378.95 | £ 509,366.53 | £ 519,553.86 | £ 529,944.94 |
| Current Assets | | | | |
| Debtors | £ - | £ - | £ - | £ - |
| Bank Current Account | £ 5,732.07 | £ 5,846.71 | £ 5,963.65 | £ 6,082.92 |
| Bank Deposit Account | £ 18,729.62 | £ 19,104.21 | £ 19,486.30 | £ 19,876.02 |
| HSBC Play Area Accounts | £ - | £ - | £ - | £ - |
| Brewery Deposit Account | £ - | £ - | £ - | £ - |
| Stock at Valuation | £ - | £ - | £ - | £ - |
| Cash | £ 350.00 | £ 357.00 | £ 364.14 | £ 371.42 |
| | £ 500.00 | £ 510.00 | £ 520.20 | £ 530.60 |
| Total Current Assets | £ 25,311.69 | £ 25,817.92 | £ 26,334.28 | £ 26,860.97 |
| Current Liabilities | | | | |
| Creditors Control Account | £ - | £ - | £ - | £ - |
| Interest Free Loans | £ - | £ - | £ - | £ - |
| VAT Liability | £ - | £ - | £ - | £ - |
| Total Current Liabilities | £ - | £ - | £ - | £ - |
| Current Assets less Current Liabilities | £ 25,311.69 | £ 25,817.92 | £ 26,334.28 | £ 26,860.97 |
| Total Assets less Current Liabilities | £ 524,690.64 | £ 535,184.46 | £ 545,888.15 | £ 556,805.91 |
| Capital & Reserves | | | | |
| Reserves | £ - | £ - | £ - | £ - |
| P&L Account | £ - | £ - | £ - | £ - |
| Total Capital & Reserves | £ 524,690.64 | £ 535,184.46 | £ 545,888.15 | £ 556,805.91 |

| | | |
|--|---|---|
| Audited by Michael Crystal  | Treasurer for BVHRT David New  | Chair of BVHRT David Daniel  |
|--|---|---|

BIDDESTONE VILLAGE HALL AND RECREATION TRUST

England & Wales - Charity number 1167177

Accounts



AGM – Overview of Accounts 2023 - 2024

Bank Balances at Year end 31 March 2024

| Bank Balances | March 2024 | March 2023 |
|---------------|-------------|-------------|
| Current | £ 6,641.29 | £ 6,751.79 |
| Deposit | £ 16,977.87 | £ 15,974.00 |

At year end our bank balances had improved by approximately £1,000. We had an overall deficit of over £6,700. This allows for depreciation of assets and increases in value of some fixed assets Our income is increased compared to last year but is still not at pre-COVID levels. Our expenses have increased slightly, largely due to increased spending on Repairs & Maintenance. Our bank balances are reflecting some of these features, but as the balances were not all reconciled on the 31st March, and the value of property is not realised until the property is sold, the bank balances do not necessarily reflect the accounts at this stage.

Overview of the year in terms of income:

- Hall Hire and classes provided an income of nearly £12,000. The increased use of the hall facilities for camping has also increased the income.
- Sport income continues to be slow to recover.
- The Bar income continues to show an upward trend.

Expenditure:

Expenditure for the year stands at over £42,500, which is an increase of about £5,500 compared to the last 2 years. About £1,000 is increased bar expenditure, which is more than offset by their increased profits. £3,000 increase in grounds maintenance costs and £2,000 increase in repairs and maintenance costs and \$1,500 increases in Rates and water account a substantial part of the increase. Reductions in the expenditure on the playground offset some of the increases elsewhere.

Therefore, the total income for the year was £36,721 and total expenditure £42,520 leaving deficit of just under £6,000 for the year, excluding depreciation.

From the balance sheet, we have fixed assets of £510,410 current assets of £22,032. Our current assets have fallen by nearly £20,000 over the past few years due to the investment in the hall infrastructure and falling income from lettings



Financial Report 2023-2024

Surplus/Loss Statement

| INCLUDING BAR | Year to 31st March 2020 | Year to 31st March 2021 | Year to 31st March 2022 | Year to 31st March 2023 | Year to 31st March 2024 |
|---|----------------------------|----------------------------|----------------------------|----------------------------|----------------------------|
| Hall Hire & Classes | 15145.59 | 642.5 | 12721.49 | 10566.75 | 11815.50 |
| Camping | 1280.75 | 0 | 0 | 458.5 | 736.00 |
| Sport Income | | | | | |
| Cricknet | 2580.24 | 0 | 0 | 102.75 | 478.50 |
| Football | 707.50 | 525 | 875 | 970 | 555.00 |
| Tennis | 1213.23 | 550 | 1444.98 | 1199.73 | 550.00 |
| Total Sport Income | 4500.97 | 1075.00 | 2319.98 | 2272.48 | 1583.50 |
| Filming | | | 1320 | 0 | 0.00 |
| Skittles | 408.00 | 0.00 | 240.00 | 168.00 | 0.00 |
| Allotments | 600.00 | 495 | 105 | 480 | 215.00 |
| Other Income | 775.09 | 1152.67 | 148.29 | 148.27 | 2510.73 |
| Social Club Barrellage | | | | | |
| Bar | 13211.45 | 734.59 | 13411.1 | 17531.67 | 18440.93 |
| Total Income | 35921.85 | 4099.76 | 30265.86 | 31625.67 | 35301.66 |
| Expenditure | | | | | |
| Rent, Rates & Water | 2187.38 | 1245.96 | 515.08 | 886.32 | 2491.83 |
| Insurance | 1540.80 | 1784.92 | 1877.79 | 1985.14 | 2412.31 |
| Heat,Light & Power | 2762.79 | 2438.39 | 2826.09 | 2986.31 | 5045.41 |
| Field Lease | 3515.89 | 3515.47 | 3999.88 | 4000.08 | 4000.97 |
| TV Licence | | | | | |
| Repairs & Maintenance | 3868.23 | 761.54 | 5927.04 | 5630.8 | 7609.07 |
| Printing & Stationary | | | | | |
| Ground Maintenance | 2857.77 | 1206 | 342.52 | 180 | 3060.39 |
| Cleaning | 1951.00 | 1697.5 | 1455.84 | 2176.5 | 2453.17 |
| Fire & Safety | 387.30 | 324 | 413.94 | 396 | 707.22 |
| Waste | 753.18 | 238.79 | 902.18 | 983.23 | 1449.10 |
| Playground | 103.20 | 103.2 | 7684.03 | 5180.23 | 110.00 |
| Bar | 7773.99 | 661.58 | 8358.22 | 10873.28 | 11869.09 |
| Miscellaneous | 1237.74 | 1349.01 | 3457.94 | 1539.79 | 1185.64 |
| Bank Charges | | | 17.4 | 106.14 | 126.17 |
| Asset Write Off | | | | | |
| Debt Write Off | | | | | |
| VAT Balance from Prev Year | | | | | |
| Total Expenditure | 28939.27 | 15326.36 | 37777.95 | 36923.82 | 42520.37 |
| Operating Profit/Loss | 6982.58 | -11226.60 | -7512.09 | -5298.15 | -7218.71 |
| Other Income | | | | | |
| Bank Interest Total | | | 4.5 | 65.07 | 296.94 |
| Currents A/C | 0 | 0 | 0 | 0 | 0 |
| Deposit A/C | 27.24 | 11.39 | n/a | n/a | n/a |
| Play Area A/C | 6.85 | 1.64 | n/a | n/a | n/a |
| Brewery Account | 20.13 | 4.63 | n/a | n/a | n/a |
| Donations | 0 | 20627 | 8000 | 0 | 185.00 |
| Gift Aid Refunds | 0 | 0 | 0 | 0 | 0.00 |
| Events & Fund Raising | 3998.15 | 0 | 0 | 7670.46 | 6591.50 |
| Events Expenses | -3160.77 | 0 | 0 | -4580.27 | -5607.83 |
| Water Supply Interruption | 0 | 330.96 | 0 | 0 | 103.19 |
| Way Leave | 0 | 299.14 | 148.29 | 148.27 | 148.27 |
| Total | 891.6 | 21274.76 | 8148.29 | 3238.46 | 1420.13 |
| Gross Surplus to Expenditure | 7874.18 | 10048.16 | 640.70 | -1994.62 | -5604.83 |
| Less Depreciation | | | | | |
| Tennis Club Floodlights | -922.34 | -763.79 | -695.05 | -695.05 | |
| Play Area and Equipment | -55.27 | -785.87 | -715.14 | -715.14 | -715.14 |
| Furnitue,Fixtures and Fittings | -15.72 | -369.74 | -336.46 | -336.46 | -336.46 |
| Mower | -949.00 | -156.39 | -142.32 | -142.32 | |
| Roller | -188.86 | -143.36 | -130.46 | -130.46 | |
| Heating Boiler | -173.12 | -80.20 | -72.98 | -72.98 | -72.98 |
| Cricket Square Covers | -96.84 | -120.70 | -109.83 | -109.83 | |
| Water Softener | -145.75 | -45.77 | -41.65 | -41.65 | -41.65 |
| Hand Driers | -446.49 | -13.02 | -11.85 | -11.85 | -11.85 |
| Total | -2993.39 | -2478.83 | -2255.73 | -2255.73 | -1178.08 |
| SURPLUS/LOSS TO CAPITAL AND RESERVES | 4880.79 | 7569.33 | -1615.03 | -4250.35 | -6782.91 |

| Bar Account Included in Profit & Loss Statement | | | | | |
|---|----------------|---------------|----------------|-----------------|-----------------|
| Takings | 13211.45 | 734.59 | 13411.1 | 17531.67 | 18440.93 |
| Expenditure | | | | | |
| Wells & Young | | | | | |
| Other | 7773.99 | 661.58 | 8358.22 | 10873.28 | 11869.09 |
| Total | 7773.99 | 661.58 | 8358.22 | 10873.28 | 11869.09 |
| Surplus/Loss | 5437.46 | 73.01 | 5052.88 | 6658.39 | 6571.84 |






Financial Report 2023-2024

| Fixed Assets | 31/03/2020 | 31/03/2021 | 31/03/2022 | 31/03/2023 | 31/03/2024 |
|---|---------------------|---------------------|---------------------|---------------------|---------------------|
| Freehold Property | £ 433,373.18 | £ 442,040.64 | £ 450,881.46 | £ 459,899.08 | £ 469,097.07 |
| Land Gibbs Horn | £ 4,235.32 | £ 4,362.38 | £ 4,493.25 | £ 4,583.11 | £ 4,674.77 |
| Car Park | £ 10,457.01 | £ 9,411.31 | £ 8,470.18 | £ 8,639.59 | £ 8,812.38 |
| Ramp & Path | £ 17,227.75 | £ 16,366.37 | £ 15,548.05 | £ 15,859.01 | £ 16,176.19 |
| Patio | £ 9,750.45 | £ 8,872.91 | £ 8,074.35 | £ 8,235.84 | £ 8,400.55 |
| Water Softener | £ 508.53 | £ 462.76 | £ 421.11 | £ 429.53 | £ 438.12 |
| Hand Driers | £ 144.64 | £ 131.62 | £ 119.77 | £ 122.17 | £ 124.61 |
| Play Area and Equipment | £ 8,731.90 | £ 7,946.03 | £ 7,230.88 | £ 7,375.50 | £ 7,523.01 |
| Heating Boiler | £ 891.07 | £ 810.87 | £ 737.89 | £ 752.65 | £ 767.70 |
| Furniture & Fixtures | £ 4,108.21 | £ 3,738.47 | £ 3,402.01 | £ 3,470.05 | £ 3,539.45 |
| Total Fixed Assets | £ 489,428.06 | £ 494,143.36 | £ 499,378.95 | £ 509,366.53 | £ 519,553.86 |
| Current Assets | | | | | |
| Debtors | -£ 2,445.48 | £ 65.00 | £ - | £ - | £ - |
| Bank Current Account | £ 5,942.56 | £ - | £ 6,383.40 | £ 6,511.07 | £ 6,641.29 |
| Bank Deposit Account | £ 17,848.14 | £ - | £ 16,318.60 | £ 16,644.97 | £ 16,977.87 |
| HSBC Play Area Accounts | £ 3,441.34 | £ - | £ - | £ - | £ - |
| Brewery Deposit Account | | | £ - | £ - | £ - |
| Stock at Valuation | £ 10,046.80 | £ - | £ - | £ - | £ 500.00 |
| Cash | £ 350.00 | £ 350.00 | £ 350.00 | £ 357.00 | £ 364.14 |
| | £ 300.00 | £ 50.00 | £ 500.00 | £ 510.00 | £ 520.20 |
| | | | | £ - | £ - |
| Total Current Assets | £ 35,483.36 | £ 465.00 | £ 23,552.00 | £ 24,023.04 | £ 25,003.50 |
| Current Liabilities | | | | | |
| Creditors Control Account | £ - | £ - | £ - | £ - | £ - |
| Interest Free Loans | £ - | £ - | £ - | £ - | £ - |
| VAT Liability | £ - | £ - | £ - | £ - | £ - |
| | | | £ - | £ - | £ - |
| Total Current Liabilities | £ - | £ - | £ - | £ - | £ - |
| | | | | £ - | £ - |
| Current Assets less Current Liabilities | £ 35,483.36 | £ 465.00 | £ 23,552.00 | £ 24,023.04 | £ 24,503.50 |
| | | | | £ - | £ - |
| Total Assets less Current Liabilities | £ 524,911.42 | £ 494,608.36 | £ 522,930.95 | £ 533,389.57 | £ 544,057.36 |
| | | | | £ - | £ - |
| Capital & Reserves | | | | | |
| Reserves | £ - | £ - | £ - | £ - | £ - |
| P&L Account | £ - | £ - | £ - | £ - | £ - |
| | | | | £ - | £ - |
| Total Capital & Reserves | £ 524,911.42 | £ 494,608.36 | £ 522,930.95 | £ 533,389.57 | £ 544,057.36 |

| | | |
|-------------------------------|----------------------------------|--------------------------------|
| Audited by Michael Crystal | Treasurer for BVHRT David New | Chair of BVHRT David Daniel |
| | | |



Financial Report 2023-2024

| | | |
|--|---|---|
| Audited by Michael Crystal | Treasurer for BVHRT David New | Chair of BVHRT David Daniel |
|  |  |  |

The remainder of this page is intentionally blank.

2

Mr Michael Crystal
Yew Bank Cottage
Cuttle Lane
Biddestone
Wiltshire
SN14 7DF

Mr D J New
The Treasurer
Biddestone Village Hall & Recreation Trust
11 Little Challows
Biddestone
Chippenham
SN14 7DU

Tuesday, Sunday, 08 September 2024

Dear Mr. New,


As requested I have carried out an independent audit of the books of the account for the Year Ending March 31, 2024.

I am happy that the profit and loss account for the year end represents and accurate picture of transactions during that time.

I would make the following comments regarding the balance sheet:

The value of the fixed assets have been amended to take into account the work done to improve the assets over the past few years. The Boules Piste is still not included so check that this is not now an asset for the Village Hall.

Yours sincerely



Mike Crystal.

BIDDESTONE VILLAGE HALL AND RECREATION TRUST

England & Wales - Charity number 1167177

Accounts

Mr Michael Crystal
Yew Bank Cottage
Cuttle Lane
Biddestone
Wiltshire
SN14 7DF

Mr D J New
The Treasurer
Biddestone Village Hall & Recreation Trust
11 Little Challows
Biddestone
Chippenham
SN14 7DU

Tuesday, Thursday, 12 October 2023

Dear Mr. New,


As requested I have carried out an independent audit of the books of the account for the Year Ending March 31, 2023.

I am happy that the profit and loss account for the year end represents and accurate picture of transactions during that time.

I would make the following comments regarding the balance sheet:

The value of the fixed assets have been amended to take into account the work done to improve the assets over the past few years. The Boules Piste is not yet included so check that this is not now an asset for the Village Hall.

Yours sincerely



Mike Crystal.



AGM – Overview of Accounts 2022-2023

Bank Balances at Year end 31 March 2021

| Bank Balances | March 2023 | March 2022 |
|---------------|-------------|-------------|
| Current | £ 6,751.79 | £ 8,174.96 |
| Deposit | £ 15,974.00 | £ 20,357.06 |
| Playground | £ 0.00 | £ 0.01 |
| Brewery | £ 0.00 | £ 10,052.67 |

At year end we had an overall deficit of over £7,700. This allows for depreciation of assets and increases in value of some fixed assets. It also reflects the removal of certain items from the asset sheet, e.g. mower, rollers etc. Our expenses were reduced due to lower expenditure on the playground and refurbishment of the hall. Our bank balances are reflecting some of these features, but as the balances were not all reconciled on the 31st March, and the value of property is not realised until the property is sold, the bank balances do not reflect the accounts at this stage. In addition, spending allocated to the previous financial year had not been paid out.

Overview of the year in terms of income:

- Hall Hire and classes provided an income of over £10,000. This income is not at pre-COVID levels due to a reduction in party bookings and several of our regular users no longer using the hall post COVID. The initial post COVID increase in lettings in 2021-2022 has faded.
- Sport income is also slow to recover post COVID.
- The Bar income has increased greatly this year.

Expenditure:

Expenditure for the year stands at nearly £37,000, which is almost the same as the previous year. It is about £10,000 higher than pre-COVID levels reflecting our investment in the hall infrastructure and facilities and the increased utilities costs.

Therefore, the total income for the year was £31,700 and total expenditure £36,900 leaving deficit of over £5,000 for the year, excluding depreciation.

From the balance sheet, we have fixed assets of £510,410 current assets of £22,032. Our current assets have fallen by nearly £20,000 over the past few years due to the investment in the hall infrastructure and falling income from lettings. I have written off the Brewery Loan as a liability, and removed some of the fixed assets which are the property of the cricket club (e.g. mower and roller).



Financial Report 2022-2023




Surplus/Loss Statement

| INCLUDING BAR | Year to 31st March 2019 | Year to 31st March 2020 | Year to 31st March 2021 | Year to 31st March 202022 | Year to 31st March 202023 |
|---|----------------------------|----------------------------|----------------------------|------------------------------|------------------------------|
| Infl Hire & Classes | 14878.42 | 15145.99 | 842.5 | 12721.49 | 10385.25 |
| Camping | 338.00 | 1280.75 | 0 | 0 | 468.50 |
| Sport Income | | | | | |
| Cricketer | 3236.15 | 2580.24 | 0 | 0 | 102.75 |
| Football | 2130.00 | 707.00 | 525 | 875 | 970.00 |
| Tennis | 2306.75 | 1213.23 | 550 | 1444.80 | 1189.73 |
| Total Sport Income | 7872.90 | 4500.27 | 1075.00 | 2319.58 | 2272.48 |
| Fishing | | | | 1320 | 0.00 |
| Skittles | 444.00 | 408.00 | 0.00 | 240.00 | 148.00 |
| Alotments | 210.00 | 600.00 | 495 | 105 | 480.00 |
| Other Income | 408.12 | 775.08 | 1152.67 | 148.28 | 148.27 |
| Social Club Barrelets | | | | | |
| Bar | 14071.40 | 13211.45 | 734.50 | 13411.1 | 17787.67 |
| Total Income | 38021.84 | 35821.85 | 4059.78 | 30285.88 | 31700.17 |
| Expenditure | | | | | |
| Rent, Rates & Water | 4575.98 | 5187.38 | 1245.98 | 515.08 | 888.32 |
| Insurance | 1587.81 | 1560.80 | 1784.80 | 1877.79 | 1985.14 |
| Heat, Light & Power | 2025.23 | 2762.70 | 2435.30 | 2826.09 | 2988.31 |
| Field Lease | 5835.44 | 3515.89 | 3515.47 | 3999.88 | 4000.08 |
| TV Licence | | | | | |
| Repairs & Maintenance | 772.40 | 3068.23 | 761.54 | 5827.04 | 5630.80 |
| Printing & Stationery | | | | | |
| Ground Maintenance | 1330.80 | 2877.77 | 1206 | 842.50 | 180.00 |
| Cleaning | 1952.55 | 1951.00 | 1897.5 | 1455.84 | 2178.50 |
| Fire & Safety | 1013.82 | 387.30 | 324 | 413.94 | 398.00 |
| Waste | 488.61 | 753.18 | 238.79 | 802.18 | 883.23 |
| Playground | 657.38 | 103.20 | 103.2 | 7684.03 | 5180.23 |
| Bar | 9248.40 | 7773.99 | 881.58 | 8388.22 | 10873.28 |
| Miscellaneous | 3294.87 | 1257.74 | 1849.01 | 3457.94 | 1639.79 |
| Bank Charges | | | | 17.4 | 100.14 |
| Asset Write Off | | | | | |
| Debt Write Off | | | | | |
| VAT Balance from Prev Year | | | | | |
| Total Expenditure | 28850.49 | 28930.27 | 19326.38 | 37777.85 | 36923.82 |
| Operating Profit/loss | 89148.78 | 4882.58 | -11226.60 | -7612.08 | -6223.65 |
| Other Income | | | | | |
| Bank Interest Total | | | | | |
| Currents A/C | 0 | 0 | 0 | 0 | 0 |
| Deposit A/C | 11.19 | 27.24 | 11.39 | 4.5 | 65.07 |
| Play Area A/C | 14.20 | 6.55 | 1.64 | n/a | 0 |
| Revolving Account | 4.87 | 20.15 | 4.83 | n/a | 0 |
| Donations | 0 | 0 | 206.27 | 800.00 | 0.00 |
| Gift Aid Refunds | 0 | 0 | 0 | 0 | 0.00 |
| Events & Fund Raising | 8285 | 3998.15 | 0 | 0 | 7670.48 |
| Events Expenses | -8878.95 | -3160.77 | 0 | 0 | -6580.27 |
| Water Supply Interruption | 151.82 | 0 | 330.90 | 0 | 0.00 |
| Way Leave | 149.2 | 0 | 295.14 | 148.28 | 148.27 |
| Total | 2737.51 | 891.4 | 21274.78 | 8148.28 | 3239.48 |
| Gross Surplus to Expenditure | -17691.55 | 7874.10 | 10048.18 | 640.70 | -1985.19 |
| Less Depreciation | | | | | |
| Tennis Club Floodlights | 822.34 | 822.34 | 703.78 | 685.85 | 702.77 |
| Play Area and Equipment | -85.27 | -85.27 | -728.87 | -715.14 | -723.09 |
| Furniture, Fixtures and Fittings | -15.72 | -15.72 | -389.74 | -338.48 | -640.20 |
| Mower | -848.00 | -848.00 | -150.36 | -142.32 | 0.00 |
| Roller | -108.00 | -108.00 | -142.30 | -130.48 | 0.00 |
| Hoisting Boiler | -173.12 | -173.12 | -80.20 | -72.98 | 1262.11 |
| Croquet Tables and Covers | 86.84 | 86.84 | 120.79 | 108.83 | 0.00 |
| Water Softener | -145.75 | -145.75 | -45.77 | -41.65 | -42.11 |
| Hand Drains | -446.49 | -446.49 | -13.02 | -11.85 | -11.98 |
| Total | -2993.39 | -2993.39 | -2478.83 | -2355.73 | -558.04 |
| SURPLUS/LOSS TO CAPITAL AND RESERVES | -39884.84 | 4880.79 | 7569.33 | -1816.03 | -2543.23 |

| Bar Account Included in Profit & Loss Statement | | | | | |
|---|----------------|----------------|----------------|----------------|-----------------|
| Income | 14071.4 | 13211.45 | 734.50 | 13411.1 | 17787.67 |
| Expenditure | | | | | |
| Wells & Young | | | | | |
| Other | 9248.40 | 7773.99 | 881.58 | 8388.22 | 10873.28 |
| Total | 9248.40 | 7773.99 | 881.58 | 8388.22 | 10873.28 |
| Surplus/loss | 4824.91 | 5437.46 | -147.08 | 5022.88 | 6914.39 |



Financial Report 2022-2023

| Audited by | Treasurer for BVHRT | Chair of BVHRT |
|--|--|---|
| Michael Crystal  | David New  | David Daniel  |

The remainder of this page is intentionally blank.



Financial Report 2022-2023

| Fixed Assets | £ | 31/03/2019 | 31/03/2020 | 31/03/2021 | 31/03/2022 | 31/03/2023 |
|--|----------|-------------------|---------------------|---------------------|---------------------|---------------------|
| Freehold Property | £ | 424,875.67 | £ 433,373.18 | £ 442,040.64 | £ 450,881.46 | £ 459,899.08 |
| Land Gibbs Horn | £ | 4,111.96 | £ 4,236.32 | £ 4,362.38 | £ 4,493.25 | £ 4,583.11 |
| Car Park | £ | 11,618.91 | £ 10,457.01 | £ 9,411.31 | £ 8,470.18 | £ 7,623.16 |
| Ramp & Path | £ | 18,134.46 | £ 17,227.75 | £ 16,366.37 | £ 15,548.05 | £ 13,993.24 |
| Patio | £ | 10,714.78 | £ 9,750.46 | £ 8,872.91 | £ 8,074.35 | £ 7,266.91 |
| Tennis Club Floodlights | £ | 9,325.85 | £ 8,486.52 | £ 7,722.74 | £ 7,027.69 | £ 6,324.92 |
| Water Softener | £ | 658.82 | £ 508.53 | £ 462.76 | £ 421.11 | £ 379.00 |
| Hand Dryers | £ | 158.94 | £ 144.64 | £ 131.62 | £ 119.77 | £ 107.80 |
| Play Area and Equipment | £ | 9,595.49 | £ 8,731.90 | £ 7,946.03 | £ 7,230.88 | £ 6,507.80 |
| Mower | £ | 1,909.54 | £ 1,737.68 | £ 1,581.29 | £ 1,438.97 | - |
| Roller | £ | 1,750.46 | £ 1,592.92 | £ 1,449.55 | £ 1,319.09 | - |
| Heating Boiler | £ | 979.19 | £ 891.07 | £ 810.87 | £ 737.69 | £ 2,000.00 |
| Cricket Square Covers | £ | 1,473.71 | £ 1,341.08 | £ 1,220.38 | £ 1,110.55 | - |
| Furniture & Fixtures | £ | 4,514.52 | £ 4,108.21 | £ 3,738.47 | £ 3,402.01 | £ 3,061.81 |
| Total Fixed Assets | £ | 499,722.31 | £ 602,586.25 | £ 506,117.32 | £ 510,275.26 | £ 511,746.84 |
| Current Assets | | | | | | |
| Debtors | £ | 2,575.15 | £ 2,445.48 | £ 65.00 | £ 2,932.50 | £ 1,693.75 |
| Bank Current Account | £ | 8,217.52 | £ 5,942.56 | £ 7,497.04 | £ 8,174.96 | £ 6,751.79 |
| Bank Deposit Account | £ | 10,319.35 | £ 17,848.14 | £ 20,354.08 | £ 20,357.05 | £ 15,974.00 |
| HSBC Play Area Accounts | £ | 3,433.94 | £ 3,441.34 | £ 3,443.00 | £ 0.01 | - |
| Brewery Deposit Account | £ | 10,025.13 | £ 10,046.80 | £ 10,051.43 | £ 10,052.67 | - |
| Stock at Valuation | £ | 350.00 | £ 350.00 | £ 350.00 | £ 350.00 | £ 500.00 |
| Cash | £ | 300.00 | £ 300.00 | £ 50.00 | £ 500.00 | £ 500.00 |
| Total Current Assets | £ | 28,070.79 | £ 40,374.32 | £ 41,680.53 | £ 36,502.19 | £ 22,032.04 |
| Current Liabilities | | | | | | |
| Creditors Control Account | £ | - | £ - | £ - | - | - |
| Interest Free Loans | £ | 10,933.00 | £ 10,933.00 | £ 10,933.00 | £ 10,933.00 | 0 |
| Brewery Loan | £ | - | £ - | £ - | - | - |
| VAT Liability | £ | 10,933.00 | £ 10,933.00 | £ 10,933.00 | £ 10,933.00 | 0 |
| Total Current Liabilities | £ | 17,137.79 | £ 29,441.32 | £ 30,747.53 | £ 25,569.19 | £ 22,032.04 |
| Current Assets less Current Liabilities | £ | 516,860.10 | £ 532,027.57 | £ 536,864.85 | £ 535,844.45 | £ 533,778.88 |
| Total Assets less Current Liabilities | £ | 516,860.10 | £ 532,027.57 | £ 536,864.85 | £ 535,844.45 | £ 533,778.88 |
| Capital & Reserves | | | | | | |
| Reserves | £ | - | £ - | £ - | £ - | - |
| P&L Account | £ | 527,793.10 | £ 542,960.57 | £ 547,797.85 | £ 546,777.45 | £ 533,778.88 |

| | | |
|--|---|--|
| Audited by Michael Crystal  | Treasurer for BVHRT David New  | Chair of BVHRT David Daniel  |
|--|---|--|

BIDDESTONE VILLAGE HALL AND RECREATION TRUST

England & Wales - Charity number 1167177

Accounts

Yew Bank House
Cuttle Lane
Biddestone
Near Chippenham
Wiltshire
SN14 7DF

21st June 2022

Mr D J New
The Treasurer
Biddestone Village Hall and Recreational Trust
Yatton Road
Biddestone
Wiltshire
SN14 7BZ

Dear Mr. New

As requested, I have carried out an independent audit of the books of account for the year ended 31st March 2022 for the Trust as above.

I am happy that the Profit and Loss Account for that year end represents an accurate picture of the transactions during that time.

I would make the following comments regarding the Balance Sheet:

The non-fixed assets are now subject to depreciation, as recommended by the previous auditor of the accounts. This provides a more accurate picture of the value of the assets of the Trust.

The value of the fixed assets are still shown, however, as the value on the invoice for the items at time of purchase. These are, in some cases, 19 years out of date. It may be more prudent to amalgamate the items into one entry, as recommended by the previous auditor, as the values are interdependent. An independent valuation could then be undertaken to provide a more accurate picture.

Yours Faithfully



Mr. M B Chrystal



AGM – Overview of Accounts 2021-2022

Bank Balances at Year end 31 March 2022

| Bank Balances | March 2022 | March 2021 |
|---------------|-------------|-------------|
| Current | £ 8,174.96 | £ 7,947.04 |
| Deposit | £ 20,357.05 | £ 20,354.06 |
| Playground | £ 0.01 | £ 3,443.00 |
| Brewery | £ 10,052.67 | £ 10,051.43 |

At year end we had a surplus of £665. This allows for depreciation of assets and increases in value of some fixed assets. Our bank balances show very little change from this time last year with the exception of the Playground account, which has been used to invest in new play equipment.

Overview of the year in terms of income:

- Hall Hire and classes provided an income of over £12,700. This reflects a return to using the hall after COVID, but we are not yet up to pre-COVID levels.
- Sport income has been slow to revive since COVID, but some increase is apparent. The Sport income appears lower than pre COVID, due to the Hall offsetting income from Cricket against grounds maintenance.
- The Bar income has shown a significant increase since last year.

Expenditure:

Expenditure for the year stands at £37,777.95, There are 2 major investments which the trusts have committed the hall to. One is the refurbishment of the kitchen and the other is replacement of play equipment in the playground. These investments are spread over this and next financial year, with about £9,000 coming from this financial year.

Therefore, the total income for the year was £30,290 and total expenditure £37,777 leaving a net loss of £7,487 for the year, excluding depreciation.

From the balance sheet, we have fixed assets of £510,275 and current assets of £42,493, both slightly increased from last year. We have liabilities of £10,933 [which is the brewery loan], but as this is now over 6 years without being claimed, I am going to propose that we write this off for future accounts.






Financial Report 2021-2022

Surplus/Loss Statement

| | Year to 21st March 2017 | Year to 21st March 2018 | Year to 21st March 2019 | Year to 21st March 2020 | Year to 31st March 2021 | Year to 21st March 2022 |
|---|----------------------------|----------------------------|----------------------------|----------------------------|----------------------------|----------------------------|
| Income | | | | | | |
| Ball Hire & Loans | 14504.99 | 15799.81 | 14970.42 | 15145.59 | 542.5 | 12741.06 |
| Contribution | 899.52 | 857.25 | 300.00 | 1250.75 | 0 | 0.00 |
| Royal Income | | | | | | |
| Crickets | 5148.50 | 2522.29 | 4291.10 | 2549.21 | 0 | 11.81 |
| Football | 3770.00 | 1890.18 | 2130.00 | 707.50 | 629 | 675.00 |
| Tennis | 703.00 | 706.00 | 2306.75 | 1215.25 | 634 | 1444.58 |
| Table Tennis | 5025.50 | 2522.25 | 7972.19 | 4141.12 | 1675.00 | 2319.88 |
| Training | | | | | | |
| Classes | 657.19 | 463.10 | 493.00 | 405.00 | 11.01 | 260.00 |
| Subsistence | 830.12 | 462.00 | 210.00 | 830.00 | 145 | 105.00 |
| Other Income | 1984.08 | 1324.25 | 409.12 | 776.50 | 7142.83 | 165.29 |
| Special Club Donations | | | | | | |
| Net | 11851.94 | 13289.40 | 16671.40 | 13211.45 | 754.89 | 18411.11 |
| Total Income | 91701.17 | 30622.00 | 36221.04 | 35021.85 | 40391.24 | 31294.66 |
| Expenditure | | | | | | |
| Repairs | | | | | | |
| Heating, Gas & Water | 4276.76 | 1829.58 | 4573.50 | 2157.55 | 1241.91 | 174.01 |
| Insurance | 1652.87 | 1659.20 | 1557.11 | 1542.80 | 1700.10 | 1677.79 |
| Heating Light & Power | 2623.90 | 2175.44 | 2821.29 | 2710.29 | 2426.39 | 2626.00 |
| Public Liability | 3993.78 | 2654.58 | 3625.44 | 3515.89 | 3816.47 | 3599.88 |
| TV Licence | 0.00 | | | | | |
| Repairs & Maintenance | 1048.25 | 2313.00 | 777.40 | 3989.21 | 761.54 | 2427.04 |
| Printing & Stationery | 0.00 | | | | | |
| Ground Maintenance | 3217.56 | 2769.30 | 1330.00 | 2857.77 | 1208 | 842.10 |
| Cleaning | 1460.00 | 2110.00 | 1962.58 | 1967.58 | 1697.5 | 1425.94 |
| Fuel & Safety | 550.40 | 895.41 | 1013.67 | 897.31 | 324 | 413.94 |
| Waste | 441.80 | 472.11 | 469.51 | 753.15 | 238.79 | 502.18 |
| Playground | 1699.00 | 0.00 | 897.35 | 105.20 | 113.27 | 1681.00 |
| Net | 7177.44 | 8272.21 | 8248.88 | 7773.98 | 661.50 | 8255.22 |
| Reservations | 1009.58 | 2754.49 | 3295.67 | 1237.79 | 1248.01 | 1487.54 |
| Dark Charges | 0.00 | | | | | 17.40 |
| Appl. White Off | 0.00 | | | | | |
| Club Water Off | 0.00 | | | | | |
| VAT Refund on Beer Wine Food | | | | | | |
| Total Expenditure | 21001.18 | 16901.09 | 26850.49 | 28009.27 | 15329.28 | 9777.56 |
| Operating Profit/Loss | 7169.97 | 13720.91 | 9370.55 | 6992.58 | 15062.00 | 21517.10 |
| Other Income | | | | | | |
| Bank Interest Total | | | | | | 4.00 |
| Currents A/C | 0 | 0 | 0 | 0 | 0 | 0 |
| Deposit A/C | 8.91 | 10.24 | 11.11 | 27.24 | 11.29 | 118 |
| Play Area A/C | 2.81 | 1.50 | 14.20 | 0.85 | 1.64 | 118 |
| Barrow Account | 2.01 | 4.54 | 4.07 | 20.13 | 4.80 | 118 |
| Donations | 1528 | 80 | 0 | 0 | 20607 | 9000.00 |
| Gift Aid Returns | 15.01 | 76.06 | 0 | 0 | 0 | 0.00 |
| Events & Fund Raising | 1980.11 | 2690 | 6265 | 3996.15 | 0 | 0.00 |
| Investment Income | -2509.53 | -2621.08 | -3878.09 | -3190.77 | 0 | 0.00 |
| Water Meters Information | 1859.11 | 0 | 163.92 | 0 | 330.94 | 0.00 |
| Way Leave | 149.2 | 149.2 | 149.2 | 0 | 299.14 | 149.20 |
| Total | 6461.23 | 2442.17 | 2737.51 | 691.6 | 21274.78 | 9149.28 |
| Grants/Charges to Expenditure | 11871.17 | 7811.84 | 17891.84 | 3874.18 | 10040.18 | 895.70 |
| Less Depreciation | | | | | | |
| Table Club Highlights | 0 | -1075.96 | 827.36 | -267.34 | -713.79 | -625.05 |
| Play Area and Equipment | 0 | 61.73 | 65.27 | 65.27 | -705.07 | 715.14 |
| Furniture, Fixtures and Fittings | 0 | -17.27 | -15.72 | -15.72 | -593.74 | 396.48 |
| Mowers | 0 | -1042.55 | -949.00 | -949.00 | 199.30 | -142.32 |
| Hedger | 0 | -207.53 | -168.99 | -168.99 | 163.36 | -130.46 |
| Leasing Boker | 0 | 100.14 | 173.52 | 173.52 | -60.20 | -72.95 |
| Crickets Square Covers | 0 | -160.42 | -66.84 | -66.84 | 120.70 | 169.89 |
| Water Offsets | 0 | -165.17 | -145.75 | -145.75 | 48.77 | -61.65 |
| Hand Drums | 0 | -401.65 | -449.40 | -449.40 | 13.00 | -11.85 |
| Total | 0 | -1388.44 | -3963.28 | -3963.28 | 3479.51 | 2066.78 |
| SURPLUS/LOSS TO CAPITAL AND RESERVES | 11511.57 | 15939.07 | 12408.76 | 6999.36 | 15022.82 | 19520.32 |



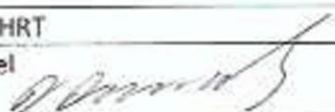
| Bar Account included in Profit & Loss Statement | | | | | | |
|--|-----------------|----------------|----------------|-----------------|---------------|-----------------|
| Takeings | 11851.94 | 13289.4 | 16671.4 | 13211.45 | 754.89 | 18411.10 |
| Expenditure | | | | | | |
| Water & Young | 0 | | | | | |
| Other | 7177.44 | 8272.2 | 8248.88 | 7773.98 | 661.50 | 8255.22 |
| Total | 11851.94 | 13289.4 | 16671.4 | 13211.45 | 754.89 | 18411.10 |
| Surplus/Loss | 4654.5 | 3997.2 | 4824.51 | 5437.46 | 79.01 | 5055.90 |

| | | |
|---|--|--|
| Audited by Michael Crystal  | Treasurer for BVHRT David New  | Chair of BVHRT David Daniel  |
|---|--|--|



Financial Report 2021-2022

| Fixed Assets | £ | 31/03/2018 | 31/03/2019 | 31/03/2020 | 31/03/2021 | 31/03/2022 |
|--|---|-------------------|---------------------|---------------------|---------------------|---------------------|
| Freehold Property | £ | 416,544.77 | £ 424,875.67 | £ 433,373.18 | £ 442,040.64 | £ 450,881.46 |
| Land Gibbs Horn | £ | 3,992.19 | £ 4,111.96 | £ 4,235.32 | £ 4,362.38 | £ 4,493.25 |
| Car Park | £ | 12,909.89 | £ 11,818.91 | £ 10,457.01 | £ 9,411.31 | £ 8,470.18 |
| Ramp & Path | £ | 19,068.92 | £ 18,134.48 | £ 17,227.76 | £ 16,366.37 | £ 15,548.05 |
| Patio | £ | 11,774.49 | £ 10,714.78 | £ 9,750.45 | £ 8,872.91 | £ 8,074.35 |
| Tennis Club Floodlights | £ | 10,248.19 | £ 9,325.85 | £ 8,486.52 | £ 7,722.74 | £ 7,027.69 |
| Water Softener | £ | 814.09 | £ 558.82 | £ 508.53 | £ 462.78 | £ 421.11 |
| Hand Driers | £ | 174.65 | £ 158.94 | £ 144.64 | £ 131.62 | £ 119.77 |
| Play Area and Equipment | £ | 10,544.50 | £ 9,595.49 | £ 8,731.90 | £ 7,946.03 | £ 7,230.88 |
| Mower | £ | 2,098.39 | £ 1,909.54 | £ 1,737.68 | £ 1,581.29 | £ 1,438.97 |
| Roller | £ | 1,823.58 | £ 1,750.46 | £ 1,582.92 | £ 1,449.55 | £ 1,319.09 |
| Heating Boiler | £ | 1,076.04 | £ 979.19 | £ 891.07 | £ 810.87 | £ 737.89 |
| Cricket Square Covers | £ | 1,619.47 | £ 1,473.71 | £ 1,341.08 | £ 1,220.38 | £ 1,110.55 |
| Furniture & Fixtures | £ | 4,961.01 | £ 4,514.52 | £ 4,108.21 | £ 3,738.47 | £ 3,402.01 |
| Total Fixed Assets | £ | 497,570.18 | £ 499,722.31 | £ 502,586.25 | £ 506,117.32 | £ 510,275.26 |
| Current Assets | | | | | | |
| Debtors | £ | 3,423.67 | £ 2,575.15 | -£ 2,445.48 | £ 65.00 | £ 3,058.50 |
| Bank Current Account | £ | 5,363.48 | £ 6,217.52 | £ 5,942.56 | £ - | £ 8,174.96 |
| Bank Deposit Account | £ | 28,858.97 | £ 10,319.35 | £ 17,848.14 | £ - | £ 20,367.05 |
| HSBC Play Area Accounts | £ | 4,088.99 | £ 3,433.94 | £ 3,441.34 | £ - | £ 0.01 |
| Brewery Deposit Account | £ | - | £ - | £ - | £ - | £ 10,052.67 |
| Stock at Valuation | £ | 10,012.39 | £ 10,025.13 | £ 10,046.80 | £ - | £ - |
| Cash | £ | 300.00 | £ 350.00 | £ 350.00 | £ 350.00 | £ 350.00 |
| | £ | 250.00 | £ 300.00 | £ 300.00 | £ 50.00 | £ 500.00 |
| Total Current Assets | £ | 50,295.50 | £ 33,221.09 | £ 35,483.36 | £ 465.00 | £ 42,493.19 |
| Current Liabilities | | | | | | |
| Creditors Control Account | £ | - | £ - | £ - | £ - | £ - |
| Interest Free Loans | £ | - | £ - | £ - | £ - | £ - |
| Brewery Loan | £ | 10,933.00 | £ 10,933.00 | £ 10,933.00 | £ 10,933.00 | £ 10,933.00 |
| VAT Liability | £ | - | £ - | £ - | £ - | £ - |
| Total Current Liabilities | £ | 10,933.00 | £ 10,933.00 | £ 10,933.00 | £ 10,933.00 | £ 10,933.00 |
| Current Assets less Current Liabilities | £ | 39,362.50 | £ 22,288.09 | £ 24,550.36 | -£ 10,468.00 | £ 31,560.19 |
| Total Assets less Current Liabilities | £ | 536,932.68 | £ 522,010.40 | £ 527,136.61 | £ 495,649.32 | £ 541,835.45 |
| Capital & Reserves | | | | | | |
| Reserves | £ | - | £ - | £ - | £ - | £ - |
| P&L Account | £ | - | £ - | £ - | £ - | £ - |
| Total Capital & Reserves | £ | 547,865.68 | £ 532,943.40 | £ 538,069.61 | £ 506,582.32 | £ 652,768.45 |

| | | |
|---|--|--|
| Audited by Michael Crystal  | Treasurer for BVHRT David New  | Chair of BVHRT David Daniel  |
|---|--|--|