

COMPASS CHURCH WELLINGBOROUGH

Trustees' Annual Report for the year ended 31 October 2024

The trustees present their report with the financial statements of the charity for the year ended 31 October 2024. The trustees have adopted the provisions of the Statement of Recommended Practice (SORP) 'Accounting and Reporting by Charities'.

Reference and Administrative details

Charity Name:	Compass Church Wellingborough	
Charity Registration Number:	1166118	
Charity's Principal Address:	2-4 Meadow Close Wellingborough Northants NN8 4BH	
Trustees:	Mr Paul Cooper	(Chairman)
	Mr Ian Askew	(Treasurer)
	Mr Kyle McGilley	(Secretary)
Independent Examiner:	Mr Neil Gray FCA 2 Bader Way Northampton NN2 7FZ	
Bankers:	NatWest 41 Weston Favell Centre Northampton NN3 8JZ	

Structure, Governance and Management

Governing Document

The charity operates in accordance with its governing document, the Foundation Constitution, adopted on 17 March 2016. It is registered as a Charitable Incorporated Organisation (CIO).

Structure and Management

Responsibility for the leadership and direction of the church rests with the trustees, including the Pastor. Working closely with the elders, the trustees oversee all aspects of church governance. While the trustee board and eldership are distinct entities, there is overlap in membership, and both operate with a unified purpose. Together, they are responsible for shaping and implementing policies that support the church's objectives. The trustees hold the authority to appoint or remove members of the trustee board.

Trustee Appointment

New trustees are appointed by resolution at a properly convened meeting of the existing trustees. Individuals are selected from within the church membership, based on their dedication to the church and the value of their professional knowledge and skills.

Objectives and Activities

Charitable Objectives

The charity's principal purpose is the advancement of the Christian faith for the public benefit. This is achieved through a range of means, including:

Establishing and supporting a local church that serves and positively influences the community by sharing the gospel of Jesus Christ and promoting Christian belief.

Providing and maintaining suitable premises and facilities for worship, religious teaching, and associated church activities.

Holding regular services and meetings such as Sunday worship, small groups, prayer gatherings, youth and children's programmes, leadership development, and adult discipleship. These activities span all age groups and focus on worship, prayer, and the study of scripture to foster a deeper understanding of biblical principles.

Engaging in mission and outreach, offering pastoral support, building community connections, and developing relationships with other churches sharing similar values.

Activities

In carrying out its activities, the trustees have considered the Charity Commission's guidance on public benefit.

Compass Church has continued to grow as a local church with strong foundations, positively impacting the community of Wellingborough, Northamptonshire, and extending its reach beyond.

Over the course of the year, the church has pursued its objectives through a variety of means: regular worship and prayer, gospel outreach, discipleship and training for adults, ministry to children and youth, pastoral care, community engagement, and collaboration with churches both in the UK and abroad.

Achievements and Performance

Premises

Since August 2022, the church has occupied leased premises at 2–4 Meadow Close, Wellingborough. The site, covering more than 6,000 square feet, is now the primary location for church activities, including Sunday services, youth and children's programmes, small groups, training sessions, and community events. As a vibrant and active church, Compass Church remains committed to nurturing individuals in their faith and equipping them for ministry and outreach—both within the church and to those yet to encounter the Christian message.

Worship & Prayer

Compass Church gathers weekly for Sunday services and throughout the week in small home-based "Core Groups," where the focus remains on worship, studying the Word, and prayer.

Monthly prayer meetings continued, providing a dedicated space to seek God's will together. These gatherings affirm our belief that prayer is powerful and transformative—impacting both individual lives and the world around us. We were encouraged to welcome many who joined us in pursuit of God's presence and direction. Our dedicated worship nights offered a unique opportunity for spiritual depth, creating a more intimate environment than the typical Sunday service. These evenings enabled heartfelt encounters with God, deepening the sense of connection and belonging among our church family.

Discipleship & Training

Sunday services combine worship, prayer, and Bible-based teaching to promote faith and Christ-centred living. Each service also includes an evangelistic aspect, making space for those exploring Christianity.

Throughout the week, church members meet in Core Groups—small house gatherings designed to promote spiritual growth and deeper personal connection. These meetings offer space for honesty, encouragement,

prayer, shared learning, and often, laughter. Rooted in scripture and fellowship, Core Groups embody the spirit of church as family and provide opportunities for communion, the use of spiritual gifts, and mutual care. We also ran regular midweek Bible studies, providing an opportunity to explore the scriptures more deeply. These sessions helped participants grow in understanding, discover more about God's character and calling, and journey in faith together.

The Compass Members Course (CMC), a 10-week programme, was delivered several times during the year in response to growing attendance. The course emphasised the biblical model of church as a body where meaningful connection and discipleship thrive in community. CMC offers insight into our beliefs and culture, strengthens relational bonds, and ensures new members are aligned with the church's vision and values. As a result, 84 individuals became members of Compass Church following completion of the course this year.

At Compass Church, we uphold full immersion baptism as a biblical command and a natural next step after a salvation experience. Three baptism courses were held during the year, culminating in the baptism of 28 individuals.

In October 2024, the church hosted its second successful run of the Marriage Course (Alpha International), attended by six couples. Planning is underway to expand this area of ministry, with potential future courses on parenting, relationships, and family life.

Children's & Youth Work

Children and young people are a vital part of Compass Church's vision and community. Each Sunday, our Kids Church programmes run concurrently with the main service, led by dedicated leaders and supported by church volunteers and Youth team members.

In response to church growth and increased demand, we undertook classroom renovations to optimise space—creating an additional room and resizing others for better capacity. Each classroom now comfortably accommodates up to 24 children.

At the start of the year, we offered five classes spanning Babies/Toddlers to Year 6/7. By September 2024, with new classroom space, we expanded to six groups:

- Babies & Toddlers (0–2 years)
- Nursery & Reception (3–5 years)
- Year 1 & 2 (5–7 years)
- Year 3 & 4 (7–9 years)
- Year 5 & 6 (9–11 years)
- Year 7 & 8 (11–13 years)

Kids Church provides a fun and dynamic environment where children enjoy games, Bible stories, and engaging lessons that encourage faith development and friendships.

This year, we launched a bi-monthly Sunday School programme designed to provide consistent, academically rooted Bible education. This complements our regular sessions and caters to children eager to learn more deeply. The use of a Q&A memorisation format helps children retain key truths and understand the fundamentals of Christian faith in a structured yet enjoyable way.

In the summer, several of our Youth attended a 3-night residential camp at Newgale Lodge, Pembrokeshire, organised by our Kids Church leadership team. The event blended outdoor activities, fun, spiritual teaching, Bible study, and worship song writing workshops.

Juniors also took part in a 2-night sleepover at the church, with food, games, spiritual activities, and Bible teaching—all contributing to a memorable and faith-filled experience.

Community Outreach

Having a dedicated church building has enabled the expansion of our community outreach:

Weekly Friday evening sessions during school term time welcomed Juniors (Years 3–6) and Youth (Years 7–11) from both the church and local community. These gatherings provide a safe and encouraging environment for fun, friendship, and spiritual development through games, Bible study, worship, and open discussion—equipping young people to embrace their God-given potential.

A new ministry, Rooted, was launched this year to support sixth-formers and college-age individuals (16–25) transitioning into adulthood. Meeting fortnightly on Monday evenings during term time, 'Rooted' offers biblical teaching, practical discipleship, community outreach opportunities and relational growth. It is open to the wider community and aims to empower young adults to grow, connect and make a difference.

Coffee & Chat mornings were held monthly, giving visitors an opportunity to enjoy fellowship, refreshments, and conversation in a warm and welcoming environment.

A range of seasonal outreach events and services took place throughout the year, using our new venue to build relationships with the wider Wellingborough community. These events were designed to meet people where they are, offer practical support and connection, and share the message of Jesus in an accessible and engaging way. Highlights included:

- A Christmas of Many Parts (three in-house drama performances, free admission)
- Live Nativity with friendly animals and the Christmas story (free admission)
- Christmas Eve Carol Service
- Easter Family Fun Day featuring a small animal experience (free admission)
- Women's Night (Fish & Chip Supper)
- Men's Event (Fish & Chip Supper)
- Free coach trip to the Franklin Graham "God Loves You" Tour in London
- Quiz Night Fundraiser
- Women's Breakfast
- Light Party (31 October) for ages 3–11, with games, crafts, dancing and refreshments (free admission)

In October 2024, Compass Church recorded its first Live Worship Album, featuring original worship songs written by members of our church community. The album, rich in uplifting lyrics and melodies, is intended for use in personal devotion, evangelism and church worship. It has been made widely accessible through major music streaming platforms.

Itinerant Ministry Work & Church Relationships

Our Senior Pastor and his wife continue to serve as leaders within Ministers Fellowship Global (MFG)—a non-denominational, relational network for church leaders. MFG offers connection, support and accountability without hierarchical control, and exists to strengthen ministers and Christian leaders across the world.

Compass Church maintains strong, ongoing relationships with fellow MFG-affiliated churches, both in the UK and internationally. Our leaders participate in the Ministers Fellowship Global (MFG) Regional Conferences twice annually in the UK, offering opportunities for teaching, fellowship and mutual encouragement. We were honoured to host the Regional Conference in November 2023 and we look forward to hosting again during the 2024/2025 cycle.

In May 2024, leaders from Compass Church attended the 5-day MFG International Conference in Athens, joining with church leaders from around the world for worship, strategic discussions, cultural exchange, and ministry opportunities within diverse church communities. The next international conference is scheduled for May 2025 in Romania, with leaders from our church planning to attend once again.

Our commitment to international ministry continues through overseas visits to support fellow MFG churches. Ministry trips in 2023/2024 included travel to Athens Greece, Zambia, and Brazil, where our leaders served and

encouraged local church teams. Additionally, Compass Church leaders regularly speak at and support MFG-affiliated churches across the UK, strengthening unity and collaboration.

Our church is organising a Ministry Trip in April 2025 to visit and support an MFG church in Kenya. This will be a meaningful opportunity for members of our congregation to sign up and travel to Kenya, where they can serve, assist, encourage and bless the local church community in practical ways. Participants will be responsible for covering their own costs but will be encouraged to organise fundraising activities to help meet these expenses. This approach ensures the trip will not place any financial burden on church funds.

Financial Review

Financial Support

Financial support to individuals is always approached with care and responsibility. Gifts are only provided to recipients personally known to the leadership and facing genuine hardship outside of their control, ensuring that all financial support is responsibly stewarded.

This year, the church also funded a group of overseas leaders to attend the MFG International Conference, providing them with encouragement, spiritual renewal, and an opportunity to connect with the wider church family.

Reserves Policy

The Trustees have implemented a formal Financial Reserves Policy to ensure Compass Church Wellingborough can sustainably fulfil its mission, mitigate financial risk and respond to unforeseen challenges. The Policy is reviewed by Trustees every 2 years reflecting financial sustainability and changing reserves.

Income, and Gift Aid — both regular and one-off — has been sufficient to cover operational costs.

Overall Financial Position

The charity's financial position has strengthened significantly over the year, reflecting growth in both membership and regular attendance. This has been accompanied by a marked increase in income, supported not only by faithful giving but also by successful fundraising efforts. Expenditure has naturally increased to support the church's expanding ministries, activities, and infrastructure. The trustees are satisfied that the charity is being managed prudently and remains in a strong and sustainable position to support its mission and future development.

Principal Funding Sources

The majority of the church's funding comes from its members and regular attendees in the form of tithes, offerings and donations. Gift Aid continues to be a vital source of additional income. Fundraising for specific Church equipment, events and activities is also encouraged.

Importantly, the church's activities are powered by a dedicated volunteer base, which helps keep operational expenses low while significantly advancing the church's mission. The trustees are confident in the church's ability to meet its short- and medium-term financial commitments.

Plans for the Future

The charity remains committed to furthering its mission in the coming year. As the church continues to experience significant growth, the Trustees and leadership team acknowledge that the current premises are approaching capacity. Plans may need to be explored for expanding the facility, relocating, or adopting creative solutions to accommodate the growing congregation.


While financial caution is essential, the outlook for continued growth — both in income and activity — is strong. Fundraising for future facility improvements and ministry expansion is ongoing.


Beyond finances and facilities, our core vision remains unchanged: to faithfully and effectively share the “Good News” of Jesus Christ with as many people as possible.

Declarations

The trustees declare that they have approved the trustees’ report above.

Signed on behalf of the charity’s trustees

Signature(s) 
Paul Cooper
(Chair)


Ian Mark Askew
(Treasurer)

Date 31/07/25

31/07/25



CHARITY COMMISSION
FOR ENGLAND AND WALES

Compass Church Wellingborough			Charity No (if any)	1166118	
Annual accounts for the period					
Period start date	01/11/2023	To	Period end date	31/10/2024	

Section A Statement of financial activities

Recommended categories by activity	Guidance Notes	Unrestricted funds £ F01	Restricted income funds £ F02	Endowment funds £ F03	Total funds £ F04	Prior year funds £ F05
Incoming resources (Note 3)						
Income and endowments from:						
Donations and legacies	S01	288,854	-	-	288,854	195,226
Charitable activities	S02	11,182	50,562	-	61,744	10,049
Other trading activities	S03	-	-	-	-	-
Investments	S04	-	-	-	-	-
Separate material item of income	S05	-	-	-	-	-
Other	S06	-	-	-	-	-
Total	S07	300,036	50,562	-	350,598	205,275
Resources expended (Note 6)						
Expenditure on:						
Raising funds	S08	-	-	-	-	-
Charitable activities	S09	202,318	-	-	202,318	162,153
Separate material item of expense	S10	-	-	-	-	-
Other	S11	21,180	-	-	21,180	11,927
Total	S12	223,498	-	-	223,498	174,080
Net income/(expenditure) before investment gains/(losses)	S13	76,538	50,562	-	127,100	31,195
Net gains/(losses) on investments	S14	-	-	-	-	-
Net income/(expenditure)	S15	76,538	50,562	-	127,100	31,195
Extraordinary items	S16	-	-	-	-	-
Transfers between funds	S17	-	-	-	-	-
Other recognised gains/(losses):						
Gains and losses on revaluation of fixed assets for the charity's own use	S18	-	-	-	-	-
Other gains/(losses)	S19	-	-	-	-	-
Net movement in funds	S20	76,538	50,562	-	127,100	31,195
Reconciliation of funds:						
Total funds brought forward	S21	180,322	-	-	180,322	149,127
Total funds carried forward	S22	256,860	50,562	-	307,422	180,322

Section B Balance sheet

Guidance Notes

Fixed assets

Intangible assets	(Note 15)
Tangible assets	(Note 14)
Heritage assets	(Note 16)
Investments	(Note 17)
Total fixed assets	

	Unrestricted funds £ F01	Restricted income funds £ F02	Endowment funds £ F03	Total this year £ F04	Total last year £ F05
B01	-	-	-	-	-
B02	142,500	-	-	142,500	69,792
B03	-	-	-	-	-
B04	-	-	-	-	-
B05	142,500	-	-	142,500	69,792

Current assets

Stocks	(Note 18)
Debtors	(Note 19)
Investments	(Note 17.4)
Cash at bank and in hand	(Note 24)
Total current assets	

B06	-	-	-	-	-
B07	122,848	-	-	122,848	56,904
B08	-	-	-	-	-
B09	93,279	50,562	-	143,841	87,358
B10	216,127	50,562	-	266,689	144,262

Creditors: amounts falling due within one year (Note 20)

B11	101,767	-	-	101,767	33,732
-----	---------	---	---	---------	--------

Net current assets/(liabilities)

B12	114,360	50,562	-	164,922	110,530
-----	---------	--------	---	---------	---------

Total assets less current liabilities

B13	256,860	50,562	-	307,422	180,322
-----	---------	--------	---	---------	---------

Creditors: amounts falling due after one year (Note 20)

Provisions for liabilities

B14	-	-	-	-	-
B15	-	-	-	-	-

Total net assets or liabilities

B16	256,860	50,562	-	307,422	180,322
-----	---------	--------	---	---------	---------

Funds of the Charity

Endowment funds (Note 27)

B17	-			-	-
-----	---	--	--	---	---

Restricted income funds (Note 27)

B18		50,562		50,562	-
-----	--	--------	--	--------	---

Unrestricted funds

B19	256,860		-	256,860	180,322
-----	---------	--	---	---------	---------



Revaluation reserve

B20				-	
-----	--	--	--	---	--

Total funds

B21	256,860	50,562	-	307,422	180,322
-----	---------	--------	---	---------	---------

Signed by one or two trustees on behalf of all the trustees

Signature	Print Name	Date of approval dd/mm/yyyy
	PAUL COOPER	31/7/25
	IAN ASKE	31/7/25

Section C Notes to the accounts

Note 1 Basis of preparation

This section should be completed by all charities.

1.1 Basis of accounting

These accounts have been prepared under the historical cost convention with items recognised at cost or transaction value unless otherwise stated in the relevant note(s) to these accounts.

The accounts have been prepared in accordance with:

- and with*

✓

 the Statement of Recommended Practice: Accounting and Reporting by Charities preparing their accounts in accordance with the Financial Reporting Standard applicable in the UK and Republic of Ireland (FRS 102) issued on 16 July 2014
- and with*

✓

 the Financial Reporting Standard applicable in the United Kingdom and Republic of Ireland (FRS 102)
- and with the Charities Act 2011.

The charity constitutes a public benefit entity as defined by FRS 102.*

* -Tick as appropriate

1.2 Going concern

If there are material uncertainties related to events or conditions that cast significant doubt on the charity's ability to continue as a going concern, please provide the following details or state "Not applicable", if appropriate:

An explanation as to those factors that support the conclusion that the charity is a going concern;	Not applicable
Disclosure of any uncertainties that make the going concern assumption doubtful;	Not applicable
Where accounts are not prepared on a going concern basis, please disclose this fact together with the basis on which the trustees prepared the accounts and the reason why the charity is not regarded as a going concern.	Not applicable

1.3 Change of accounting policy

The accounts present a true and fair view and the accounting policies adopted are those outlined in note { }.

Yes*	<input checked="" type="checkbox"/>	* -Tick as appropriate
No*	<input checked="" type="checkbox"/>	

Please disclose:

(i) the nature of the change in accounting policy;	Not applicable
(ii) the reasons why applying the new accounting policy provides more reliable and more relevant information; and	Not applicable
(iii) the amount of the adjustment for each line affected in the current period, each prior period presented and the aggregate amount of the adjustment relating to periods before those presented, 3.44 FRS 102 SORP.	Not applicable

1.4 Changes to accounting estimates

No changes to accounting estimates have occurred in the reporting period (3.46 FRS 102 SORP).

Yes*	<input checked="" type="checkbox"/>	* -Tick as appropriate
No*	<input checked="" type="checkbox"/>	

Please disclose:

(i) the nature of any changes;	Not applicable
(ii) the effect of the change on income and expense or assets and liabilities for the current period; and	Not applicable
(iii) where practicable, the effect of the change in one or more future periods.	Not applicable

1.5 Material prior year errors

No material prior year error have been identified in the reporting period (3.47 FRS 102 SORP).

Yes*	<table border="1"><tr><td>✓</td></tr></table>	✓	* -Tick as appropriate
✓			
No*	<table border="1"><tr><td>✓</td></tr></table>	✓	
✓			

Please disclose:

(i) the nature of the prior period error;	Not applicable
(ii) for each prior period presented in the accounts, the amount of the correction for each account line item affected; and	Not applicable
(iii) the amount of the correction at the beginning of the earliest prior period presented in the accounts.	Not applicable

Note 2 Accounting policies

Please complete this note when first reporting under FRS2102. Section 35 of FRS102, requires 3 reconciliations to be presented, if all are applicable.

2.1 RECONCILIATION WITH PREVIOUS GENERALLY ACCEPTED ACCOUNTING PRACTICE

Please provide a description of the nature of each change in accounting policy

Reconciliation of funds per previous GAAP to funds determined under FRS 102

	Start of period £	End of period £
Fund balances as previously stated		
<i>Adjustments:</i>		

Fund balance as restated

Reconciliation of net income/(net expenditure) per previous GAAP to net income/(net expenditure) under FRS 102

	End of period £
Net income/(expenditure) as previously stated	
<i>Adjustments:</i>	

Previous period net income/(expenditure)
as restated

Note 2

Accounting policies

2.2 INCOME

This standard list of accounting policies has been applied by the charity except for those ticked "No" or "N/a". Where a different or additional policy has been adopted then this is detailed in the box below.

Recognition of income	These are included in the Statement of Financial Activities (SoFA) when: <ul style="list-style-type: none"> the charity becomes entitled to the resources; it is more likely than not that the trustees will receive the resources; and the monetary value can be measured with sufficient reliability. 	Yes <input checked="" type="checkbox"/>	No <input checked="" type="checkbox"/>	N/a <input checked="" type="checkbox"/>
Offsetting	There has been no offsetting of assets and liabilities, or income and expenses, unless required or permitted by the FRS 102 SORP or FRS 102.	Yes <input checked="" type="checkbox"/>	No <input checked="" type="checkbox"/>	N/a <input checked="" type="checkbox"/>
Grants and donations	Grants and donations are only included in the SoFA when the general income recognition criteria are met (5.10 to 5.12 FRS102 SORP).	Yes <input checked="" type="checkbox"/>	No <input checked="" type="checkbox"/>	N/a <input checked="" type="checkbox"/>
Legacies	In the case of performance related grants, income must only be recognised to the extent that the charity has provided the specified goods or services as entitlement to the grant only occurs when the performance related conditions are met (5.16 FRS 102 SORP). Legacies are included in the SOFA when receipt is probable, that is, when there has been grant of probate, the executors have established that there are sufficient assets in the estate and any conditions attached to the legacy are either within the control of the charity or have been met.	Yes <input checked="" type="checkbox"/>	No <input checked="" type="checkbox"/>	N/a <input checked="" type="checkbox"/>
Government grants	The charity has received government grants in the reporting period	Yes <input checked="" type="checkbox"/>	No <input checked="" type="checkbox"/>	N/a <input checked="" type="checkbox"/>
Tax reclaims on donations and gifts	Gift Aid receivable is included in income when there is a valid declaration from the donor. Any Gift Aid amount recovered on a donation is considered to be part of that gift and is treated as an addition to the same fund as the initial donation unless the donor or the terms of the appeal have specified otherwise.	Yes <input checked="" type="checkbox"/>	No <input checked="" type="checkbox"/>	N/a <input checked="" type="checkbox"/>
Contractual income and performance related grants	This is only included in the SoFA once the charity has provided the related goods or services or met the performance related conditions.	Yes <input checked="" type="checkbox"/>	No <input checked="" type="checkbox"/>	N/a <input checked="" type="checkbox"/>
Donated goods	Donated goods are measured at fair value (the amount for which the asset could be exchanged) unless impractical to do so. The cost of any stock of goods donated for distribution to beneficiaries is deemed to be the fair value of those gifts at the time of their receipt and they are recognised on receipt. In the reporting period in which the stocks are distributed, they are recognised as an expense at the carrying amount of the stocks at distribution. Donated goods for resale are measured at fair value on initial recognition, which is the expected proceeds from sale less the expected costs of sale, and recognised in 'Income from other trading activities' with the corresponding stock recognised in the balance sheet. On its sale the value of stock is charged against 'Income from other trading activities' and the proceeds from sale are also recognised as 'Income from other trading activities'. Goods donated for on-going use by the charity are recognised as tangible fixed assets and included in the SoFA as incoming resources when receivable. Gifts in kind for use by the charity are included in the SoFA as income from donations when receivable.	Yes <input checked="" type="checkbox"/>	No <input checked="" type="checkbox"/>	N/a <input checked="" type="checkbox"/>
Donated services and facilities	Donated services and facilities are included in the SOFA when received at the value of the gift to the charity provided the value of the gift can be measured reliably. Donated services and facilities that are consumed immediately are recognised as income with an equivalent amount recognised as an expense under the appropriate heading in the SOFA.	Yes <input checked="" type="checkbox"/>	No <input checked="" type="checkbox"/>	N/a <input checked="" type="checkbox"/>
Support costs	The charity has incurred expenditure on support costs.	Yes <input checked="" type="checkbox"/>	No <input checked="" type="checkbox"/>	N/a <input checked="" type="checkbox"/>
Volunteer help	The value of any voluntary help received is not included in the accounts but is described in the trustees' annual report.	Yes <input checked="" type="checkbox"/>	No <input checked="" type="checkbox"/>	N/a <input checked="" type="checkbox"/>
Income from interest, royalties and dividends	This is included in the accounts when receipt is probable and the amount receivable can be measured reliably.	Yes <input checked="" type="checkbox"/>	No <input checked="" type="checkbox"/>	N/a <input checked="" type="checkbox"/>
Income from membership subscriptions	Membership subscriptions received in the nature of a gift are recognised in Donations and Legacies. Membership subscriptions which gives a member the right to buy services or other	Yes <input checked="" type="checkbox"/>	No <input checked="" type="checkbox"/>	N/a <input checked="" type="checkbox"/>

	benefits are recognised as income earned from the provision of goods and services as income from charitable activities.	<table> <tr><td>✓</td><td>✓</td><td>✓</td></tr> <tr><td>Yes</td><td>No</td><td>N/a</td></tr> </table>	✓	✓	✓	Yes	No	N/a
✓	✓	✓						
Yes	No	N/a						
Settlement of insurance claims	Insurance claims are only included in the SoFA when the general income recognition criteria are met (5.10 to 5.12 FRS102 SORP) and are included as an item of other income in the SoFA.	<table> <tr><td>✓</td><td>✓</td><td>✓</td></tr> <tr><td>Yes</td><td>No</td><td>N/a</td></tr> </table>	✓	✓	✓	Yes	No	N/a
✓	✓	✓						
Yes	No	N/a						
Investment gains and losses	This includes any realised or unrealised gains or losses on the sale of investments and any gain or loss resulting from revaluing investments to market value at the end of the year.	<table> <tr><td>✓</td><td>✓</td><td>✓</td></tr> <tr><td>Yes</td><td>No</td><td>N/a</td></tr> </table>	✓	✓	✓	Yes	No	N/a
✓	✓	✓						
Yes	No	N/a						
2.3 EXPENDITURE AND LIABILITIES								
Liability recognition	Liabilities are recognised where it is more likely than not that there is a legal or constructive obligation committing the charity to pay out resources and the amount of the obligation can be measured with reasonable certainty.	<table> <tr><td>✓</td><td>✓</td><td>✓</td></tr> <tr><td>Yes</td><td>No</td><td>N/a</td></tr> </table>	✓	✓	✓	Yes	No	N/a
✓	✓	✓						
Yes	No	N/a						
Governance and support costs	Support costs have been allocated between governance costs and other support. Governance costs comprise all costs involving public accountability of the charity and its compliance with regulation and good practice.	<table> <tr><td>✓</td><td>✓</td><td>✓</td></tr> <tr><td>Yes</td><td>No</td><td>N/a</td></tr> </table>	✓	✓	✓	Yes	No	N/a
✓	✓	✓						
Yes	No	N/a						
	Support costs include central functions and have been allocated to activity cost categories on a basis consistent with the use of resources, eg allocating property costs by floor areas, or per capita, staff costs by the time spent and other costs by their usage.	<table> <tr><td>✓</td><td>✓</td><td>✓</td></tr> <tr><td>Yes</td><td>No</td><td>N/a</td></tr> </table>	✓	✓	✓	Yes	No	N/a
✓	✓	✓						
Yes	No	N/a						
Grants with performance conditions	Where the charity gives a grant with conditions for its payment being a specific level of service or output to be provided, such grants are only recognised in the SoFA once the recipient of the grant has provided the specified service or output.	<table> <tr><td>✓</td><td>✓</td><td>✓</td></tr> <tr><td>Yes</td><td>No</td><td>N/a</td></tr> </table>	✓	✓	✓	Yes	No	N/a
✓	✓	✓						
Yes	No	N/a						
Grants payable without performance conditions	Where there are no conditions attaching to the grant that enables the donor charity to realistically avoid the commitment, a liability for the full funding obligation must be recognised.	<table> <tr><td>✓</td><td>✓</td><td>✓</td></tr> <tr><td>Yes</td><td>No</td><td>N/a</td></tr> </table>	✓	✓	✓	Yes	No	N/a
✓	✓	✓						
Yes	No	N/a						
Redundancy cost	The charity made no redundancy payments during the reporting period.	<table> <tr><td>✓</td><td>✓</td><td>✓</td></tr> <tr><td>Yes</td><td>No</td><td>N/a</td></tr> </table>	✓	✓	✓	Yes	No	N/a
✓	✓	✓						
Yes	No	N/a						
Deferred income	No material item of deferred income has been included in the accounts.	<table> <tr><td>✓</td><td>✓</td><td>✓</td></tr> <tr><td>Yes</td><td>No</td><td>N/a</td></tr> </table>	✓	✓	✓	Yes	No	N/a
✓	✓	✓						
Yes	No	N/a						
Creditors	The charity has creditors which are measured at settlement amounts less any trade discounts	<table> <tr><td>✓</td><td>✓</td><td>✓</td></tr> <tr><td>Yes</td><td>No</td><td>N/a</td></tr> </table>	✓	✓	✓	Yes	No	N/a
✓	✓	✓						
Yes	No	N/a						
Provisions for liabilities	A liability is measured on recognition at its historical cost and then subsequently measured at the best estimate of the amount required to settle the obligation at the reporting date	<table> <tr><td>✓</td><td>✓</td><td>✓</td></tr> <tr><td>Yes</td><td>No</td><td>N/a</td></tr> </table>	✓	✓	✓	Yes	No	N/a
✓	✓	✓						
Yes	No	N/a						
Basic financial instruments	The charity accounts for basic financial instruments on initial recognition as per paragraph 11.7 FRS102 SORP. Subsequent measurement is as per paragraphs 11.17 to 11.19, FRS102 SORP.	<table> <tr><td>✓</td><td>✓</td><td>✓</td></tr> <tr><td>Yes</td><td>No</td><td>N/a</td></tr> </table>	✓	✓	✓	Yes	No	N/a
✓	✓	✓						
Yes	No	N/a						
2.4 ASSETS								
Tangible fixed assets for use by charity	These are capitalised if they can be used for more than one year, and cost at least	<table> <tr><td>£100</td><td></td><td></td></tr> <tr><td>Yes</td><td>No</td><td>N/a</td></tr> </table>	£100			Yes	No	N/a
£100								
Yes	No	N/a						
	They are valued at cost.	<table> <tr><td>✓</td><td>✓</td><td>✓</td></tr> <tr><td>Yes</td><td>No</td><td>N/a</td></tr> </table>	✓	✓	✓	Yes	No	N/a
✓	✓	✓						
Yes	No	N/a						
Intangible fixed assets	The depreciation rates and methods used are disclosed in note 9.2.	<table> <tr><td>✓</td><td>✓</td><td>✓</td></tr> <tr><td>Yes</td><td>No</td><td>N/a</td></tr> </table>	✓	✓	✓	Yes	No	N/a
✓	✓	✓						
Yes	No	N/a						
	The charity has intangible fixed assets, that is, non-monetary assets that do not have physical substance but are identifiable and are controlled by the charity through custody or legal rights. The amortisation rates and methods used are disclosed in note 9.5	<table> <tr><td>✓</td><td>✓</td><td>✓</td></tr> <tr><td>Yes</td><td>No</td><td>N/a</td></tr> </table>	✓	✓	✓	Yes	No	N/a
✓	✓	✓						
Yes	No	N/a						
	They are valued at cost.	<table> <tr><td>✓</td><td>✓</td><td>✓</td></tr> <tr><td>Yes</td><td>No</td><td>N/a</td></tr> </table>	✓	✓	✓	Yes	No	N/a
✓	✓	✓						
Yes	No	N/a						
Heritage assets	The charity has heritage assets, that is, non-monetary assets with historic, artistic, scientific, technological, geophysical or environmental qualities that are held and maintained principally for their contribution to knowledge and culture. The depreciation rates and methods used as disclosed in note 9.6.1.4.	<table> <tr><td>✓</td><td>✓</td><td>✓</td></tr> <tr><td>Yes</td><td>No</td><td>N/a</td></tr> </table>	✓	✓	✓	Yes	No	N/a
✓	✓	✓						
Yes	No	N/a						
	They are valued at cost.	<table> <tr><td>✓</td><td>✓</td><td>✓</td></tr> <tr><td>Yes</td><td>No</td><td>N/a</td></tr> </table>	✓	✓	✓	Yes	No	N/a
✓	✓	✓						
Yes	No	N/a						
Investments	Fixed asset investments in quoted shares, traded bonds and similar investments are valued at initially at cost and subsequently at fair value (their market value) at the year end. The same treatment is applied to unlisted investments unless fair value cannot be measured reliably in which case it is measured at cost less impairment.	<table> <tr><td>✓</td><td>✓</td><td>✓</td></tr> <tr><td>Yes</td><td>No</td><td>N/a</td></tr> </table>	✓	✓	✓	Yes	No	N/a
✓	✓	✓						
Yes	No	N/a						
	Investments held for resale or pending their sale and cash and cash equivalents with a maturity date of less than 1 year are treated as current asset investments	<table> <tr><td>✓</td><td>✓</td><td>✓</td></tr> <tr><td>Yes</td><td>No</td><td>N/a</td></tr> </table>	✓	✓	✓	Yes	No	N/a
✓	✓	✓						
Yes	No	N/a						
Stocks and work in progress	Stocks held for sale as part of non-charitable trade are measured at the lower or cost or net realisable value.	<table> <tr><td>✓</td><td>✓</td><td>✓</td></tr> <tr><td>Yes</td><td>No</td><td>N/a</td></tr> </table>	✓	✓	✓	Yes	No	N/a
✓	✓	✓						
Yes	No	N/a						
	Goods or services provided as part of a charitable activity are measured at net realisable value based on the service potential provided by items of stock.	<table> <tr><td>✓</td><td>✓</td><td>✓</td></tr> <tr><td>Yes</td><td>No</td><td>N/a</td></tr> </table>	✓	✓	✓	Yes	No	N/a
✓	✓	✓						
Yes	No	N/a						
	Work in progress is valued at cost less any foreseeable loss that is likely to occur on the contract.	<table> <tr><td>✓</td><td>✓</td><td>✓</td></tr> <tr><td>Yes</td><td>No</td><td>N/a</td></tr> </table>	✓	✓	✓	Yes	No	N/a
✓	✓	✓						
Yes	No	N/a						

Debtors	Debtors (including trade debtors and loans receivable) are measured on initial recognition at settlement amount after any trade discounts or amount advanced by the charity. Subsequently, they are measured at the cash or other consideration expected to be received.	Yes ✓	No ✓	N/a ✓
Current asset investments	The charity has investments which it holds for resale or pending their sale and cash and cash equivalents with a maturity date less than one year. These include cash on deposit and cash equivalents with a maturity date of less than one year held for investment purposes rather than to meet short term cash commitments as they fall due. They are valued at fair value except where they qualify as basic financial instruments.	Yes ✓	No ✓	N/a ✓

**POLICIES ADOPTED
ADDITIONAL TO OR
DIFFERENT FROM
THOSE ABOVE**

Note 3

Analysis of income

		Unrestricted funds	Restricted income funds	Endowment funds	Total funds £	Prior year £
Analysis						
Donations and legacies:	Regular Tithes & Offerings	181,049	-	-	181,049	122,926
	Free Will Offering Received	1,450	-	-	1,450	310
	Faith Offerings Received	50,675	-	-	50,675	38,262
	Other Designated Fund Receipts	-	-	-	-	-
	Gift Aid Reclaim	49,064	-	-	49,064	28,970
	Event income	5,219	-	-	5,219	4,260
	Other	1,397	-	-	1,397	498
Total		288,854	-	-	288,854	195,226
Charitable activities:						
Charitable activities:	Little Blessings charitable activities	-	-	-	-	-
	Other charitable activities	-	-	-	-	-
	Fundraising income	10,910	50,562	-	61,472	10,049
	Product Sales	272	-	-	272	-
	Other	-	-	-	-	-
Total		11,182	50,562	-	61,744	10,049
Other trading activities:						
Other trading activities:		-	-	-	-	-
		-	-	-	-	-
		-	-	-	-	-
	Other	-	-	-	-	-
Total		-	-	-	-	-
Income from investments:						
Income from investments:	Interest income	-	-	-	-	-
	Dividend income	-	-	-	-	-
	Rental and leasing income	-	-	-	-	-
	Other	-	-	-	-	-
Total		-	-	-	-	-
Separate material item of income:						
Separate material item of income:		-	-	-	-	-
		-	-	-	-	-
		-	-	-	-	-
		-	-	-	-	-
Total		-	-	-	-	-
Other:						
Other:	Conversion of endowment funds into income	-	-	-	-	-
	Gain on disposal of a tangible fixed asset held for charity's own use	-	-	-	-	-
	Gain on disposal of a programme related investment	-	-	-	-	-
	Royalties from the exploitation of intellectual property rights	-	-	-	-	-
	Other	-	-	-	-	-
	Total	-	-	-	-	-
TOTAL INCOME		300,036	50,562	-	350,598	205,275

Other information:

All income in the prior year was unrestricted except for:
(please provide description and amounts)

Where any endowment fund is converted into income in the reporting period, please give the reason for the conversion.

Where any endowment fund is converted into income in the prior period, please give the reason for the conversion.

Within the income items above the following items are material: (please disclose the nature, amount and any prior year amounts)

Note 4 **Analysis of receipts of government grants**

	Description	This year £
Government grant 1		-
Government grant 2		-
Government grant 3		-
Other		-
	Total	-

	Description	Last year £
Government grant 1		-
Government grant 2		-
Government grant 3		-
Other		-
	Total	-

	This year	Last year
<i>Please provide details of any unfulfilled conditions and other contingencies attaching to grants that have been recognised in income.</i>		

	This year	Last year
<i>Please give details of other forms of government assistance from which the charity has directly benefited.</i>		

Note 5 **Donated goods, facilities and services**

	This year £	Last year £
Seconded staff	-	-
Use of property	-	-
Other	-	-
	-	-

	This year	Last year
Please provide details of the accounting policy for the recognition and valuation of donated goods, facilities and services.		
Please provide details of any unfulfilled conditions and other contingencies attaching to resources from donated goods and services not recognised in income.		
Please give details of other forms of other donated goods and services not recognised in the accounts, eg contribution of unpaid volunteers.		

Section C	Notes to the accounts	(cont)
-----------	-----------------------	--------

Note 6 Analysis of expenditure

Analysis	This year				Last year			
	Unrestricted funds	Restricted income funds	Endowment funds	Total funds	Unrestricted funds	Restricted income funds	Endowment funds	Total funds
Expenditure on raising funds:				£				£
Incurred seeking donations	-	-	-	-	-	-	-	-
Incurred seeking legacies	-	-	-	-	-	-	-	-
Advertising, marketing, direct mail and publicity	-	-	-	-	-	-	-	-
Start up costs incurred in generating new source of future income	-	-	-	-	-	-	-	-
Database development costs	-	-	-	-	-	-	-	-
Other trading activities	-	-	-	-	-	-	-	-
Investment management costs:	-	-	-	-	-	-	-	-
Portfolio management costs	-	-	-	-	-	-	-	-
Cost of obtaining investment advice	-	-	-	-	-	-	-	-
Investment administration costs	-	-	-	-	-	-	-	-
Intellectual property licencing costs	-	-	-	-	-	-	-	-
Other fundraising costs	-	-	-	-	-	-	-	-
Total expenditure on raising funds	-	-	-	-	-	-	-	-

Expenditure on charitable activities:

Little Blessings Charitable expenditure	-	-	-	-	-	-	-	-
Property Costs	74,555	-	-	74,555	68,226	-	-	68,226
Product Purchases	-	-	-	-	-	-	-	-
MFG Donations out	6,075	-	-	6,075	3,000	-	-	3,000
Wages and salaries	61,100	-	-	61,100	48,100	-	-	48,100
Other Charitable activities	60,588	-	-	60,588	42,827	-	-	42,827
Total expenditure on charitable activities	202,318	-	-	202,318	162,153	-	-	162,153

Separate material item of expense

	-	-	-	-	-	-	-	-
	-	-	-	-	-	-	-	-
	-	-	-	-	-	-	-	-
Total	-	-	-	-	-	-	-	-

Other

Bank charges	1,247	-	-	1,247	115	-	-	115
Depreciation	19,933	-	-	19,933	11,812	-	-	11,812
(Profit)/Loss on disposal	-	-	-	-	-	-	-	-
Other	-	-	-	-	-	-	-	-
Total other expenditure	21,180	-	-	21,180	11,927	-	-	11,927
TOTAL EXPENDITURE	223,498	-	-	223,498	174,080	-	-	174,080

Other information:

Analysis of expenditure on charitable activities

Activity or programme	This year				Last year			
	Activities undertaken directly	Grant funding of activities	Support Costs	Total this year	Activities undertaken directly	Grant funding of activities	Support Costs	Total last year
	£	£	£	£	£	£	£	£
Activity 1	-	-	-	-	-	-	-	-
Activity 2	-	-	-	-	-	-	-	-
Other	-	-	-	-	-	-	-	-
Total	-	-	-	-	-	-	-	-

|

Section C	Notes to the accounts	(cont)
-----------	-----------------------	--------

Note 7 Extraordinary items

Please explain the nature of each extraordinary item occurring in the period.

	Description	This year £	Last year £
Extraordinary item 1		-	-
Extraordinary item 2		-	-
Extraordinary item 3		-	-
Extraordinary item 4		-	-
Total extraordinary items		-	-

Section C

Notes to the accounts

Note 8 Funds received as agent

8.1 Please complete this note if the charity has agreed to administer the funds of another entity as its agent. Note: If a charity is acting as an agent, it should not recognise the income in the Statement of Financial Activities or the Balance Sheet.

Description/name of party	Related party (Yes or No)	Amount received		Amount paid out		Balance held at period end	
		This year	Last year	This year	Last year	This year	Last year
		£	£	£	£	£	£
		-	-	-	-	-	-
		-	-	-	-	-	-
		-	-	-	-	-	-
		-	-	-	-	-	-
		-	-	-	-	-	-
Total		-	-	-	-	-	-

8.2 Where a consortia or similar arrangement exists whereby 2 or more charities co-operate to achieve economies in the purchase of goods or services, please disclose details of any balances outstanding between any participating members.

Description/name of party	Balance held at period end	
	This year	Last year
	£	£
	-	-
	-	-
	-	-
	-	-
	-	-
Total		-

Section C

Notes to the accounts

Note 9

Support Costs

Please complete this note if the charity has analysed its expenses using activity categories and has support costs.

This year

Support cost (examples)	Raising funds £	Activity 1 £	Activity 2 £	Activity 3 £	Grand total £	Basis of allocation (Describe method)
Governance	-	-	-	-	-	
	-	-	-	-	-	
	-	-	-	-	-	
	-	-	-	-	-	
Other	-	-	-	-	-	
Total	-	-	-	-	-	

Last year

Support cost (examples)	Raising funds £	Activity 1 £	Activity 2 £	Activity 3 £	Grand total £	Basis of allocation (Describe method)
Governance	-	-	-	-	-	
	-	-	-	-	-	
	-	-	-	-	-	
	-	-	-	-	-	
Other	-	-	-	-	-	
Total	-	-	-	-	-	

Please provide details of the accounting policy adopted for the apportionment of costs between activities and any estimation techniques used to calculate their apportionment.

Section C**Notes to the accounts****Note 10** Details of certain items of expenditure**10.1 Fees for examination of the accounts**

Please provide details of the amount paid for any statutory external scrutiny of accounts and other services provided by your independent examiner. If nothing was paid please enter '0' in the appropriate box(es).

Independent examiner's fees

Assurance services other than audit or independent examination

Tax advisory fees

Other fees (for example: financial advice, consultancy, accountancy services) paid to the independent examiner

This year £	Last year £
-	-
-	-
-	-
-	-

Section C	Notes to the accounts	(cont)
------------------	------------------------------	---------------

Note 11 **Paid employees**
Please complete this note if the charity has any employees.

11.1 Staff Costs

	This year £	Last year £
Salaries and wages	58,750	46,250
Social security costs	-	-
Pension costs (defined contribution scheme)	2,350	1,850
Other employee benefits	-	-
Total staff costs	61,100	48,100

This year:

Please provide details of expenditure on staff working for the charity whose contracts are with and are paid by a related party

N/A

Last year:

Please provide details of expenditure on staff working for the charity whose contracts are with and are paid by a related party

N/A

Please give details of the number of employees whose total employee benefits (excluding employer pension costs) fell within each band of £10,000 from £60,000 upwards. If there are no such transactions, please enter 'true' in the box provided.

No employees received employee benefits (excluding employer pension costs) for the reporting period of more than £60,000

TRUE

Band	Number of employees	
	This year	Last year
£60,000 to £69,999	-	-
£70,000 to £79,999	-	-
£80,000 to £89,999	-	-
£90,000 to £99,999	-	-
£100,000 to £109,999	-	-

Please provide the total amount paid to key management personnel (includes trustees and senior management) for their services to the charity. For specific amounts paid to trustees, see Note 28.

This year £	Last year £
36,250	36,250

11.2 Average head count in the year

The parts of the charity in which the employees work

	This year Number	Last year Number
Fundraising	-	-
Charitable Activities	2	2
Governance	-	-
Other	-	-
Total	2	2

11.3 Ex-gratia payments to employees and others (excluding trustees)

Please complete if an ex-gratia payment is made.

Please explain the nature of the payment

This year	
Last year	

Please state the legal authority or reason for making the payment

This year	
Last year	

Please state the amount of the payment (or value of any waiver of a right to an asset)

This year £	Last year £
-	-

11.4 Redundancy payments

Please complete if any redundancy or termination payment is made in the period.

Total amount of payment

This year	Last year
£	£
-	-

The nature of the payment (cash, asset etc.)

--	--

The extent of redundancy funding at the balance sheet date

This year	Last year
£	£
-	-

Please state the accounting policy for any redundancy or termination payments

--	--

Section C	Notes to the accounts	(cont)
-----------	-----------------------	--------

Note 12 **Defined contribution pension scheme or defined benefit scheme accounted for as a defined contribution scheme.**

12.1 *Please complete this note if a defined contribution pension scheme is operated.*

	This year	Last year
	£	£
Amount of contributions recognised in the SOFA as an expense	2,350	1,850

Please explain the basis for allocating the liability and expense of defined contribution pension scheme between activities and between restricted and unrestricted funds.

All amounts are allocated to unrestricted	All amounts are allocated to unrestricted

12.2 *Please complete this section where the charity participates in a defined benefit pension plan but is unable to ascertain its share of the underlying assets and liabilities.*

Please confirm that although the scheme is accounted for as a defined contribution plan, it is a defined benefit plan.

Please provide such information as is available about the plan's surplus or deficit and the implications, if any, for the reporting charity for this year and last year, if different

12.3 *Please complete this section where the charity participates in a multi-employer defined benefit pension plan that is accounted for as a defined contribution plan.*

Describe the extent to which the charity can be liable to the plan for other entities' obligations under the terms and conditions of the multi-employer plan. If this is different for last year, provide details

Provide an explanation of how any liability arising from an agreement with a multi-employer plan to fund a deficit has been determined. If this is different for last year, provide details

Section C	Notes to the accounts	(cont)
------------------	------------------------------	---------------

Note 13 Grantmaking

Please complete this note if the charity made any grants or donations which in aggregate form a material part of the charitable activities undertaken.

This year:

13.1 Analysis of grants paid (included in cost of charitable activities)

Analysis	Grants to institutions	Grants to individuals	Support costs	Total
			£	£
Activity or project 1	-	-	-	-
Activity or project 2	-	-	-	-
Activity or project 3	-	-	-	-
Activity or project 4	-	-	-	-
Total	-	-	-	-

Please enter "Nil" if the charity does not identify and/or allocate support costs.

13.2 Grants made to institutions

My charity has made grants to particular institutions that are material in the context of its grantmaking. Details of the institution supported, purpose of the grant and total paid to each institution is available on the charity's web site.	Yes	Please provide details of charity's URL.
	No	Provide details below

Names of institution	Purpose	Total amount of grants paid £
		-
		-
		-
		-
		-
		-
		-
		-
		-
		-
Total grants to institutions in reporting period		-
Other unanalysed grants		-
TOTAL GRANTS PAID		-

Last year:

13.3 Analysis of grants paid (included in cost of charitable activities)

Analysis	Grants to institutions	Grants to individuals	Support costs £	Total £
Activity or project 1	-	-	-	-
Activity or project 2	-	-	-	-
Activity or project 3	-	-	-	-
Activity or project 4	-	-	-	-
Total	-	-	-	-

Please enter "Nil" if the charity does not identify and/or allocate support costs.

13.4 Grants made to institutions

My charity has made grants to particular institutions that are material in the context of its grantmaking. Details of the institution supported, purpose of the grant and total paid to each institution is available on the charity's web site.

Yes	<i>Please provide details of charity's URL.</i>
No	<i>Provide details below</i>

Names of institution	Purpose	Total amount of grants paid £
		-
		-
		-
		-
		-
		-
		-
		-
		-
		-
Total grants to institutions in reporting period		-
Other unanalysed grants		-
TOTAL GRANTS PAID		-

Section C
Notes to the accounts
(cont)
Note 14
Tangible fixed assets
Please complete this note if the charity has any tangible fixed assets
14.1 Cost or valuation

	Freehold land & buildings	Other land & buildings	Plant, machinery and motor vehicles	Fixtures, fittings and equipment	Total
	£	£	£	£	£
At the beginning of the year	-	23,800	-	66,363	90,163
Additions	-	71,808	-	20,831	92,639
Revaluations	-	-	-	-	-
Disposals	-	-	-	-	-
Transfers *	-	-	-	-	-
At end of the year	-	95,608	-	87,194	182,802

14.2 Depreciation and impairments

**Basis	SL or RB (Straight Line or Reducing Balance)	SL	SL or RB	SL	SL or RB
** Rate		10 Years		2 - 5 years	

At beginning of the year	-	2,494	-	17,877	20,371
Disposals	-	-	-	-	-
Depreciation	-	6,267	-	13,664	19,931
Impairment	-	-	-	-	-
Transfers*	-	-	-	-	-
At end of the year	-	8,761	-	31,541	40,302

14.3 Net book value

Net book value at the beginning of the year	-	21,306	-	48,486	69,792
Net book value at the end of the year	-	86,847	-	55,653	142,500

14.4 Impairment

This year: Please provide a description of the events and circumstances that led to the recognition or reversal of an impairment loss.

N/A

Last year: Please provide a description of the events and circumstances that led to the recognition or reversal of an impairment loss.

N/A

14.5 Revaluation

If an accounting policy of revaluation is adopted, please provide:

the effective date of the revaluation

the name of independent valuer, if applicable

the methods applied and significant assumptions

the carrying amount that would have been recognised had the assets been carried under the cost model.

This year	Last year
N/A	N/A
N/A	N/A
N/A	N/A
-	-

14.6 Other disclosures

(i) Please state the amount of borrowing costs, if any, capitalised in the construction of tangible fixed assets and the capitalisation rate used.

(ii) Please provide the amount of contractual commitments for the acquisition of tangible fixed assets.

(iii) Details of the existence and carrying amounts of property, plant and equipment to which the charity has restricted title or that are pledged as security for liabilities.

This year	Last year
£	£
-	-
-	-
N/A	N/A

* The "transfers" row is for movements between fixed asset categories.

** Please indicate the method of depreciation by deleting the method not applicable (SL = straight line; RB = reducing balance). Also please indicate the rate of depreciation: for straight line, what is the anticipated life of the asset (in years); for reducing balance, what is the percentage annual deduction.

Section C	Notes to the accounts	(cont)
------------------	------------------------------	---------------

Note 15 Intangible assets

Please complete this note if the charity has any intangible assets

15.1 Cost or valuation

	Research & development	Patents and trademarks	Other	Total
	£	£	£	£
At beginning of the year	-	-	-	-
Additions	-	-	-	-
Disposals	-	-	-	-
Revaluations	-	-	-	-
Transfers *	-	-	-	-
At end of the year	-	-	-	-

15.2 Amortisation and impairments

**Basis	SL or RB	SL or RB	SL or RB	SL or RB	Straight Line ("SL") or Reducing Balance ("RB")
** Rate					

At beginning of the year	-	-	-	-
Disposals	-	-	-	-
Amortisation	-	-	-	-
Impairment	-	-	-	-
Transfers*	-	-	-	-
At end of year	-	-	-	-

15.3 Net book value

Net book value at the beginning of the year	-	-	-	-
Net book value at the end of the year	-	-	-	-

15.4 Accounting policy

Please disclose the accounting policy for intangible fixed assets including:

Reasons for choosing amortisation rates

Policies for the recognition of any capital development

--

15.5 Impairment

This year:

Please provide a description of the events and circumstances that led to the recognition or reversal of an impairment loss.

Last year:

Please provide a description of the events and circumstances that led to the recognition or reversal of an impairment loss.

15.6 Revaluation

If an accounting policy of revaluation is adopted, please provide:

the effective date of the revaluation

the name of independent valuer, if applicable

the methods applied

the carrying amount that would have been recognised had the assets been carried under the cost model.

This year	Last year

15.7 Other disclosures

(i) If your intangible asset was acquired by way of grant, provide value on initial recognition and carrying amount of the asset.

(ii) Details of the carrying amounts of any intangible assets to which the charity has restricted title or that are pledged as security for liabilities.

(iii) Please provide the amount of contractual commitments for the acquisition of intangible assets.

(iv) State the amount of research and development expenditure recognised as expenditure in the year.

(v) Please detail the headings in the SOFA in which a charge for amortisation of intangible assets is included.

(vi) For any material intangible assets, please provide a description, its carrying amount and any remaining amortisation period.

** The "transfers" row is for movements between fixed asset categories.*

*** Please indicate the method of depreciation by deleting the method not applicable (SL = straight line; RB = reducing balance). Also please indicate the rate of depreciation: for straight line, what is the anticipated life of the asset (in years); for reducing balance, what is the percentage annual deduction.*

Section C**Notes to the accounts****(cont)****Note 16 Heritage assets***Please complete this note if the charity has heritage assets***16.1 General disclosures for all charities holding heritage assets**

	This year	Last year
(i) Explain the nature and scale of heritage assets held.		
(ii) Explain the policy for the acquisition, preservation, management and disposal of heritage assets.		

16.2 Cost or valuation

	Heritage asset 1 £	Heritage asset 2 £	Heritage asset 3 £	Heritage asset 4 £	Total £
At beginning of the year	-	-	-	-	-
Additions	-	-	-	-	-
Disposals	-	-	-	-	-
Revaluations	-	-	-	-	-
Transfers *	-	-	-	-	-
At end of the year	-	-	-	-	-

16.3 Depreciation and impairments

**Basis						Straight Line ("SL") or Reducing Balance
** Rate						

At beginning of the year	-	-	-	-	-
Disposals	-	-	-	-	-
Depreciation	-	-	-	-	-
Impairment	-	-	-	-	-
Transfers*	-	-	-	-	-
At end of year	-	-	-	-	-

16.4 Net book value

Net book value at the beginning of the year	-	-	-	-	-
Net book value at the end of the year	-	-	-	-	-

16.5 Impairment

This year

Please provide a description of the events and circumstances that led to the recognition or reversal of an impairment loss.

--

Last year

Please provide a description of the events and circumstances that led to the recognition or reversal of an impairment loss.

--

16.6 Revaluation

If an accounting policy of revaluation is adopted, please provide:

the effective date of the revaluation

the name of independent valuer, if applicable

qualifications of independent valuer

the methods applied and significant assumptions

any significant limitations on the valuation

This year	Last year

16.7 Analysis of heritage assets by class or group distinguishing those at cost and those at valuation

Carrying amount at the beginning of the period

Additions

Disposals

Depreciation/impairment

Revaluation

Carrying amount at the end of period

At valuation Group A	At cost Group B	Total
£	£	£
-	-	-
-	-	-
-	-	-
-	-	-
-	-	-
-	-	-

16.8 Heritage assets (where heritage assets are not recognised on the balance sheet)

(i) Explain the reason why heritage assets have not been recognised on the balance sheet.

(ii) Describe the significance and nature of heritage assets.

(iii) Disclose information that is helpful in assessing the value of heritage assets.

(iv) Explain the reason why it is not practicable to obtain a valuation of heritage assets.

This year	Last year

16.9 Five year summary of heritage assets transactions

	2015	2014	2013	2012	2011
	£	£	£	£	£
Purchases					
Group A	-	-	-	-	-
Group B	-	-	-	-	-
Group C	-				
Other	-				
Donations					
Group A	-	-	-	-	-
Group B	-	-	-	-	-
Group C	-	-	-	-	-
Other	-	-	-	-	-
Total additions	-	-	-	-	-
Charge for impairment					
Group A	-	-	-	-	-
Group B	-	-	-	-	-
Group C	-	-	-	-	-
Other	-	-	-	-	-
Total charge for impairment	-	-	-	-	-
Disposals					
Group A - carrying amount	-	-	-	-	-
Group B - carrying amount	-	-	-	-	-
Group C	-	-	-	-	-
Other	-	-	-	-	-
Total disposals	-	-	-	-	-

Section C
Notes to the accounts
(cont)
Note 17 Investment assets

Please complete this note if the charity has any investment assets.

17.1 Fixed assets investments (please provide for each class of investment)

	Cash & cash equivalents	Listed investments	Investment properties	Social investments	Other	Total
Carrying (fair) value at beginning of period	-	-	-	-	-	-
Add: additions to investments during period*	-	-	-	-	-	-
Less: disposals at carrying value	-	-	-	-	-	-
Less: impairments	-	-	-	-	-	-
Add: Reversal of impairments	-	-	-	-	-	-
Add/(deduct): transfer in/(out) in the period	-	-	-	-	-	-
Add/(deduct): net gain/(loss) on revaluation	-	-	-	-	-	-
Carrying (fair) value at end of year	-	-	-	-	-	-

*Please specify additions resulting from acquisitions through business combinations, if any.

Please note that Fair Value in this context is the amount for which an asset could be exchanged between knowledgeable and willing parties in an arm's length transaction. For traded securities, the fair value is the value of the security quoted on the London Stock Exchange Daily Official List or equivalent. For other assets where there is no market price on a traded market, it is the trustees' or valuers' best estimate of fair value.

17.2 Please provide a breakdown of investments shown above agreeing with the balance sheet row B04 differentiating between those held at fair value and those held at cost less impairment.

This year:

Analysis of investments

Cash or cash equivalents

Listed investments

Investment properties

Social investments

Other investments

Total

Grand total (Fair value at year end+Cost less impairment)

Fair value at year end	Cost less impairment
£	£
-	-
-	-
-	-
-	-
-	-
-	-
-	-
-	-
-	-

Last year:

Analysis of investments

Cash or cash equivalents

Listed investments

Investment properties

Social investments

Other investments

Total

Grand total (Fair value at year end+Cost less impairment)

Fair value at year end	Cost less impairment
£	£
-	-
-	-
-	-
-	-
-	-
-	-
-	-
-	-
-	-

17.3 If your charity holds investment properties, please complete the following note:

	This year	Last year
(i) Explain the methods and significant assumptions in determining the fair value of investment property held by the charity		
(ii) Name or independent valuer, if applicable, and relevant qualifications		
(iii) Provide details of any restrictions on the ability to realise investment property or on the remittance of income or disposal proceeds		
(iv) Explain any contractual obligations for the purchase, construction or development of investment property or for repairs, maintenance or enhancements		

17.4 Please provide a breakdown of current asset investments, if applicable, agreeing with the balance sheet.

Analysis of current asset investments

	This year	Last year
	£	£
Cash or cash equivalents	-	-
Listed investments	-	-
Investment properties	-	-
Social investments	-	-
Other investments	-	-
Total	-	-

17.5 Guarantees

	This year	Last year
Please provide details and amount of any guarantee made to or on behalf of a third party		
Name of the entity or entities benefitting from those guarantees		
Please explain how the guarantee furthers the charity's aims		

17.6 Concessionary loans

Amount of concessionary loans made (*Multiple loans made may be disclosed in aggregate provided that such aggregation does not obscure significant information*).

Description	This year £	Last year £
	-	-
	-	-
	-	-
	-	-
Total	-	-

Amount of concessionary loans received (*Multiple loans received may be disclosed in aggregate provided that such aggregation does not obscure significant information*).

Description	This year £	Last year £
	-	-
	-	-
	-	-
Total	-	-

Terms and conditions eg interest rate, security provided

Value of any concessionary loans which have been committed but not taken up at the reporting date

Amounts payable within 1 year

Amounts payable after more than 1 year

Amounts receivable within 1 year

Amounts receivable after more than 1 year

This year	Last year

17.7 Additional information

Please provide information about the significance of investments to the charity's financial position or performance eg. terms and conditions of loans or the use of hedging to manage financial risk.

For all investments measured at fair value, the basis for determining the value, including any assumptions applied when using a valuation technique.

Where a charity has provided financial assets as a form of security, the carrying amount of the financial asset pledged as security and the terms and conditions relating to its pledge.

This year	Last year

Section C**Notes to the accounts****(cont)****Note 18****Stocks**

Please complete this note if the charity holds any stock items

18.1 Please state the carrying amount of stock and work in progress analysed between activities.

	Stock		Donated goods		Work in progress
	For distribution	For resale	For distribution	For resale	
	£	£	£	£	£
Charitable activities:					
<i>Opening</i>	-	-	-	-	-
<i>Added in period</i>	-	-	-	-	-
<i>Expensed in period</i>	-	-	-	-	-
<i>Impaired</i>	-	-	-	-	-
<i>Closing</i>	-	-	-	-	-
Other trading activities:					
<i>Opening</i>	-	-	-	-	-
<i>Added in period</i>	-	-	-	-	-
<i>Expensed in period</i>	-	-	-	-	-
<i>Impaired</i>	-	-	-	-	-
<i>Closing</i>	-	-	-	-	-
Other:					
<i>Opening</i>	-	-	-	-	-
<i>Added in period</i>	-	-	-	-	-
<i>Expensed in period</i>	-	-	-	-	-
<i>Impaired</i>	-	-	-	-	-
<i>Closing</i>	-	-	-	-	-
Total this year	-	-	-	-	-
Total previous year	-	-	-	-	-

18.2 Please specify the carrying amount of any stocks pledged as security for liabilities

This year	Last year
£	£

Section C**Notes to the accounts****(cont)****Note 19 Debtors and prepayments**

Please complete this note if the charity has any debtors or prepayments.

19.1 Analysis of debtors

Trade debtors

Prepayments and accrued income

Other debtors

Total

This year	Last year
£	£
65,863	22,722
56,985	34,182
-	-
122,848	56,904

Please complete 19.2 where a material debtor is recoverable more than a year after the reporting date.

19.2 Analysis of debtors recoverable in more than 1 year (included in debtors above)

Trade debtors

Prepayments and accrued income

Other debtors

Total

This year	Last year
£	£
-	-
-	-
-	-
-	-

Section C	Notes to the accounts	(cont)
-----------	-----------------------	--------

Note 20 **Creditors and accruals**

Please complete this note if the charity has any creditors or accruals.

20.1 Analysis of creditors

	Amounts falling due within one year		Amounts falling due after more than one year	
	This year £	Last year £	This year £	Last year £
Accruals for grants payable	-	-	-	-
Bank loans and overdrafts	-	-	-	-
Trade creditors	28,021	5,374	-	-
Payments received on account for contracts or performance-related grants	-	-	-	-
Accruals and deferred income	71,475	26,078	-	-
Taxation and social security	885	610	-	-
Other creditors	1,386	1,670	-	-
Total	101,767	33,732	-	-

20.2 Deferred income

Please complete this note if the charity has deferred income.

Please explain the reasons why income is deferred.

This year	Last year
<i>Donations received in advance of an event which is occurring after the year end.</i>	<i>Donations received in advance of an event which is occurring after the year end.</i>

Movement in deferred income account

	This year £	Last year £
Balance at the start of the reporting period	810	2,655
Amounts added in current period	40,536	810
Amounts released to income from previous periods	- 810	- 2,655
Balance at the end of the reporting period	40,536	810

Section C
Notes to the accounts
(cont)
Note 21 Provisions for liabilities and charges

Please complete this note if you have included in charity expenditure any provisions. A provision is made when the charity has a liability of uncertain timing or amount.

21.1 Movements in recognised provisions and funding commitment during the period

Balance at the start of the reporting period
 Amounts added in current period
 Amounts charged against the provision in the current period
 Unused amounts reversed during the period
 Balance at the end of the reporting period

This year £	Last year £
-	-
-	-
-	-
-	-
-	-

21.2 Please provide:

- a brief description of any obligations on the balance sheet and the expected amount and timing of resulting payments;

- an indication of the uncertainties about the amount or timing of those outflows; and

- the amount of any expected reimbursement, stating the amount of any asset that has been recognised for that expected reimbursement.

This year
Last year

21.3 For any funding commitment that is not recognised as a liability or provision, provide details of commitment made, the time frame of that commitment, any performance-related conditions and details of how the commitment will be funded (with contracts for capital expenditure separately identified).

This year
Last year

--	--

21.4 Where unrestricted funds have been designated to a fund commitment, please disclose the nature of any amounts designated and the likely timing of that expenditure.

--	--

Section C	Notes to the accounts	(cont)
------------------	------------------------------	---------------

Note 22 Other disclosures for debtors, creditors and other basic financial instruments

22.1 Please provide information about the significance of financial instruments (eg. debtors, creditors, investments etc) to the charity's financial position or performance, for example, the terms and conditions of loans or the use of hedging to manage financial risk.

This year	Last year

22.2 If the charity has provided financial assets as a form of security, the carrying amount of the financial assets pledged as security and the terms and conditions related to its pledge should be given here.

--	--

Note 23 Contingent liabilities and contingent assets

23.1 Contingent liabilities

Where the charity has contingent liabilities, please complete the following section unless the possibility of their existence is remote.

This year

Description of item including its legal nature. Please describe any security provided in connection to the liability.	Estimate of financial effect

Last year

Description of item including its legal nature. Please describe any security provided in connection to the liability.	Estimate of financial effect

23.2 Contingent assets

Where the charity has contingent assets, please complete the following section when their existence is probable

This year

Description of item	Estimate of financial effect

Last year

Description of item	Estimate of financial effect

23.4 Other disclosures for contingent assets and/or liabilities

Please provide the following information where practicable:

	This year	Last year
Explain any uncertainties relating to the amount or timing of settlement; and the possibility of any reimbursement		
Where it is not practical to make one or more of these disclosures, please state this fact		

Section C	Notes to the accounts	(cont)
------------------	------------------------------	---------------

Note 24 **Cash at bank and in hand**

Short term cash investments (less than 3 months maturity date)
Short term deposits
Cash at bank and on hand
Other
Total

This year £	Last year £
-	-
-	-
143,841	87,358
-	-
143,841	87,358

Section C	Notes to the accounts	(cont)
------------------	------------------------------	---------------

Note 25 **Fair value of assets and liabilities**

	This year	Last year
<p>25.1 Please provide details of the charity's exposure to credit risk (the risk of incurring a loss due to a debtor not paying what is owed) , liquidity risk (the risk of not being able to meet short term financial demands) and market risk (the risk that the value of an investment will fall due to changes in the market) arising from financial instruments to which the charity is exposed at the end of the reporting period and explain how the charity manages those risks.</p>		
<p>25.2 Please give details of the amount of change in the fair value of basic financial instruments (debtors, creditors, investments (see section 11, FRS 102 SORP)) measured at fair value through the SoFA that is attributable to changes in credit risk.</p>		

Section C	Notes to the accounts	(cont)
-----------	-----------------------	--------

Note 26 **Events after the end of the reporting period**
Please complete this note events (not requiring adjustment to the accounts) have occurred after the end of the reporting period but before the accounts are authorised which relate to conditions that arose after the end of the

	This year	Last year
Please provide details of the nature of the event		
Provide an estimate of the financial effect of the event or a statement that such an estimate cannot be made		

Section C

Notes to the accounts

(cont)

Note 27 Charity funds

27.1 Details of material funds held and movements during the CURRENT reporting period

Please give details of the movements of material individual funds in the reporting period together with a balancing figure for 'Other funds'. The 'Total funds' figure below should reconcile to 'Total funds' in the balance sheet.

* Key: PE - permanent endowment funds; EE - expendable endowment funds; R - restricted income funds, including special trusts, of the charity; and U - unrestricted funds

Fund names	Type PE, EE R or UR *	Purpose and Restrictions	Fund balances brought forward £	Income £	Expenditure £	Transfers £	Gains and losses £	Fund balances carried forward £
General fund	UR	General fundraising, donations and gifts received for general costs for running the charity	180,322	300,036	- 223,498	-	-	256,860
Building fund	R	Fundraising, grants and donations received for a deposit for a new building to support a larger congregation	-	50,562	-	-	-	50,562
			-	-	-	-	-	-
			-	-	-	-	-	-
			-	-	-	-	-	-
			-	-	-	-	-	-
			-	-	-	-	-	-
			-	-	-	-	-	-
			-	-	-	-	-	-
			-	-	-	-	-	-
Other funds	N/a	N/a	-	-	-	-	-	-
Total Funds			180,322	350,598	- 223,498	-	-	307,422

Section C	Notes to the accounts	(cont)
-----------	-----------------------	--------

Note 27 Charity funds (cont)

27.2 Details of material funds held and movements during the PREVIOUS reporting period

Please give details of the movements of material individual funds in the reporting period together with a balancing figure for 'Other funds'. The 'Total funds' figure below should reconcile to 'Total funds' in the balance sheet.

** Key: PE - permanent endowment funds; EE - expendible endowment funds; R - restricted income funds, including special trusts, of the charity; and U - unrestricted funds*

Fund names	Type PE, EE R or UR *	Purpose and Restrictions	Fund balances brought forward £	Income £	Expenditure £	Transfers £	Gains and losses £	Fund balances carried forward £
General fund	UR	General fundraising, donations and gifts received for general costs for running the charity	149,127	205,275	- 174,080	-	-	180,322
			-	-	-	-	-	-
			-	-	-	-	-	-
			-	-	-	-	-	-
			-	-	-	-	-	-
			-	-	-	-	-	-
			-	-	-	-	-	-
			-	-	-	-	-	-
			-	-	-	-	-	-
			-	-	-	-	-	-
Other funds	N/a	N/a	-	-	-	-	-	-
Total Funds			149,127	205,275	- 174,080	-	-	180,322

Note 27 **Charity funds (cont)**

27.3 Transfers between funds

This year

	Reason for transfer and where endowment is converted to income, legal power for its conversion	Amount
Between unrestricted and restricted funds		
Between endowment and restricted funds		
Between endowment and unrestricted funds		

Last year

	Reason for transfer and where endowment is converted to income, legal power for its conversion	Amount
Between unrestricted and restricted funds		
Between endowment and restricted funds		
Between endowment and unrestricted funds		

27.4 Designated funds

This year

Planned use	Purpose of the designation	Amount

Last year

Planned use	Purpose of the designation	Amount

Note 28 Transactions with trustees and related parties

If the charity has any transactions with related parties (other than the trustee expenses explained in guidance notes) details of such transactions should be provided in this note. If there are no transactions to report, please enter "True" in the box or "False" if there are transactions to report.

28.1 Trustee remuneration and benefits

This year

None of the trustees have been paid any remuneration or received any other benefits from an employment with their charity or a related entity (True or False)

FALSE

In the period the charity has paid trustees remuneration and benefits. Please give the amount of, and legal authority for, any remuneration or other benefits paid to a trustee by the charity or any institution or company connected with it.

Name of trustee	Legal authority (eg order, governing document)	Amounts paid or benefit value				
		Remuneration	Pension contribution	Redundancy (including loss of office)/ex gratia	Other	TOTAL
		£	£	£	£	£
Mr Paul Cooper	Governing Document	36,250	1,450	-	-	37,700
		-	-	-	-	-
		-	-	-	-	-
		-	-	-	-	-

Please give details of why remuneration or other employment benefits were paid.

Mr Paul Cooper was remunerated in his capacity as Pastor/Music Director. He received no remuneration in his capacity as Trustee.

Where an ex gratia payment has been made to a trustee, provide an explanation of the nature of the payment.

Last year

None of the trustees have been paid any remuneration or received any other benefits from an employment with their charity or a related entity (True or False)

FALSE

In the period the charity has paid trustees remuneration and benefits. Please give the amount of, and legal authority for, any remuneration or other benefits paid to a trustee by the charity or any institution or company connected with it.

Name of trustee	Legal authority (eg order, governing document)	Amounts paid or benefit value				
		Remuneration	Pension contribution	Redundancy (including loss of office)/ex gratia	Other	TOTAL
		£	£		£	£
Mr Paul Cooper	Governing Document	36,250	1,450	-	-	37,700
		-	-	-	-	-
		-	-	-	-	-
		-	-	-	-	-

Please give details of why remuneration or other employment benefits were paid.

Mr Paul Cooper was remunerated in his capacity as Pastor/Music Director. He received no remuneration in his capacity as Trustee.

Where an ex gratia payment has been made to a trustee, provide an explanation of the nature of the payment.

28.2 Trustees' expenses

If the charity has paid trustees expenses for fulfilling their duties, details of such transactions should be provided in this note. If there are no transactions to report, please enter "True" in the box below. If there are transactions to report, please enter "False".

No trustee expenses have been incurred (True or False)

TRUE

Type of expenses reimbursed	This year	Last year
	£	£
Travel	-	-
Subsistence	-	-
Accommodation	-	-
Other (please specify):	-	-
	-	-
TOTAL	-	-

Please provide the number of trustees reimbursed for expenses or who had expenses paid by the charity

--	--

28.3 Transaction(s) with related parties

Please give details of any transaction undertaken by (or on behalf of) the charity in which a related party has a material interest, including where funds have been held as agent for related parties. If there are no such transactions, please enter 'true' in the box provided.

This year

There have been no related party transactions in the reporting period (True or False)

FALSE

Name of the trustee or related party	Relationship to charity	Description of the transaction(s)	Amount	Balance at period end	Provision for bad debts at period end	Amounts written off during reporting period
			£	£	£	£
Mrs Karen Cooper	Employee	Remuneration as Pastor/Children's Work Director	23,400			

In relation to the transactions above, please provide the terms and conditions, including any security and the nature of any payment (consideration) to be provided in settlement.

--

For any related party, please provide details of any guarantees given or received.

--

Compass Church Wellingborough – Year End Accounts 2023/24

Independent examiner's report to the trustees of Compass Church Wellingborough

I report to the trustees on my examination of the accounts of Compass Church Wellingborough for the year ended 31 October 2024.

Responsibilities and basis of report

As the charity trustees of Compass Church Wellingborough you are responsible for the preparation of the accounts in accordance with the requirements of the Charities Act 2011.

I report in respect of my examination of Compass Church Wellingborough's accounts carried out under section 145 of the Charities Act 2011 and in carrying out my examination I have followed all of the applicable Directions given by the Charity Commission under section 145(5)(b) of the Charities Act 2011.

Independent examiner's statement

I have completed my examination. I confirm that no material matters have come to my attention in connection with the examination giving me cause to believe that in any material respect:

- Accounting records were not kept in respect of Compass Church Wellingborough as required by section 130 of the Charities Act 2011; or
- The accounts do not accord with those records; or
- The accounts do not comply with the applicable requirements concerning the form and content of the accounts set out in the Charities ((Accounts and Reports) Regulations 2008 other than any requirement that the accounts give a 'true and fair view' which is not a matter considered as part of an independent examination.

I have no concerns and have come across no other matters in connection with the examination to which attention should be drawn in this report in order to enable a proper understanding of the accounts to be reached.



Neil Gray FCA

2 Bader Way, Northampton, NN2 7FZ

31/07/2025