

**Service Non Public Funds Final Accounts,  
Managing Trustee's Report, Internal Audit  
Board Report and Independent Examiner's Report (SORP 2005 compliant)  
Regimental Accountant Scheme**

Army Form N1514  
(Rev 11/09)

Unit: BLANDFORD GARRISON SUPPORT UNIT

Address: G07 HARROGATE BLDG, BLANDFORD CAMP, DORSET DT11 8RH

In Respect of the OFFICERS MESS

Fund/Charity

Charity Commission/Regulator registered number 1165242

For the period from 01 JULY 2024 to 30 JUNE 2025

**Managing Trustee(s) during the period:**

|      |             |    |             |      |                    |
|------|-------------|----|-------------|------|--------------------|
| From | 01-Jul-2024 | to | 30-Jun-2025 | Name | Lt Col D Whitworth |
|      |             |    |             |      |                    |
| From |             | to |             | Name |                    |
|      |             |    |             |      |                    |
| From |             | to |             | Name |                    |

**Fund Manager(s) during the period:**

|      |             |    |             |      |               |
|------|-------------|----|-------------|------|---------------|
| From | 01-Jul-2024 | to | 03-Jul-2024 | Name | Capt M Walter |
|      |             |    |             |      |               |
| From | 04-Jul-2024 | to | 30-Jun-2025 | Name | Maj G Downing |
|      |             |    |             |      |               |
| From |             | to |             | Name |               |

**Internal Auditor(s) during the period:**

|      |             |    |             |      |             |
|------|-------------|----|-------------|------|-------------|
| From | 01-Jul-2024 | to | 30-Jun-2025 | Name | Mrs Sam Tai |
|      |             |    |             |      |             |
| From |             | to |             | Name |             |
|      |             |    |             |      |             |
| From |             | to |             | Name |             |

**Associate Auditor(s) during the period:**

|                   |  |
|-------------------|--|
| Associate Auditor |  |
|                   |  |
| Associate Auditor |  |
|                   |  |
| Associate Auditor |  |

**Regimental Accountant(s) during the period:**

|      |             |    |             |      |              |
|------|-------------|----|-------------|------|--------------|
| From | 01-Jul-2024 | to | 30-Jun-2025 | Name | Mrs C Downie |
|      |             |    |             |      |              |
| From |             | to |             | Name |              |
|      |             |    |             |      |              |
| From |             | to |             | Name |              |

## BLANDFORD GARRISON SUPPORT UNIT

## 02 HQ OFFICERS MESS

|   | Unrestricted/<br>Designated/GPF<br>Funds | Restricted<br>Funds | Endowment<br>Funds | Total Funds       | Previous Period<br>Total Funds |
|---|--|---------------------|--------------------|-------------------|--------------------------------|
| <b>Incoming Resources</b>   |  |                     |                    |                   |                                |
| Voluntary Income  | 500.00                                   | 0.00                | 0.00               | 500.00            | 0.00                           |
| Activities for Generating Funds                                   | 5,637.73                                 | 0.00                | 0.00               | 5,637.73          | 3,751.01                       |
| Investment Income   | 53.29                                    | 0.00                | 0.00               | 53.29             | 0.00                           |
| Income Resources from<br>Charitable Activities                    | 29,443.72                                | 44,389.07           | 0.00               | 73,832.79         | 52,808.28                      |
| Other Incoming Resources  | 0.00                                     | 0.00                | 0.00               | 0.00              | 100.00                         |
| <b>Total Incoming Resources</b>                                   | <b>35,634.74</b>                         | <b>44,389.07</b>    | <b>0.00</b>        | <b>80,023.81</b>  | <b>56,659.29</b>               |
| <b>Resources Expended Cost of<br/>Generating Funds</b>            |  |                     |                    |                   |                                |
| Investment Management Costs                                       | 0.00                                     | 0.00                | 0.00               | 0.00              | 0.00                           |
| Costs of Generating Funds   | 441.12                                   | 0.00                | 0.00               | 441.12            | 715.08                         |
| Charitable Activities   | 21,823.75                                | 61,826.56           | 0.00               | 83,650.31         | 37,968.04                      |
| Governance Costs  | 43.51                                    | 0.00                | 0.00               | 43.51             | 35.84                          |
| Grants and Donations  | 181.00                                   | 0.00                | 0.00               | 181.00            | 1,902.71                       |
| Other Costs   | 7,552.81                                 | 0.00                | 0.00               | 7,552.81          | 4,784.37                       |
| <b>Total Resources Expended</b>                                   | <b>30,042.19</b>                         | <b>61,826.56</b>    | <b>0.00</b>        | <b>91,868.75</b>  | <b>45,406.04</b>               |
| <b>Net Incoming/Outgoing<br/>Resources Before Transfers</b>       | <b>5,592.55</b>                          | <b>-17,437.49</b>   | <b>0.00</b>        | <b>-11,844.94</b> | <b>11,253.25</b>               |
| <b>Transfers</b>  |  |                     |                    |                   |                                |
| Gross transfers between funds<br>(internal transfers)             | 0.00                                     | 0.00                | 0.00               | 0.00              | 0.00                           |
| <b>Net Incoming resources before<br/>holding gains and losses</b> | <b>5,592.55</b>                          | <b>-17,437.49</b>   | <b>0.00</b>        | <b>-11,844.94</b> | <b>11,253.25</b>               |
| <b>Holding Gains/Losses</b>                                       |  |                     |                    |                   |                                |
| Gains on revaluation of the<br>charity's fixed assets             | 0.00                                     | 0.00                | 0.00               | 0.00              | 0.00                           |
| Unrealised Gains/Losses on<br>investment assets                   | 0.00                                     | 0.00                | 0.00               | 0.00              | 0.00                           |
| <b>Net Movement in Funds</b>                                      | <b>5,592.55</b>                          | <b>-17,437.49</b>   | <b>0.00</b>        | <b>-11,844.94</b> | <b>11,253.25</b>               |
| <b>Reconciliation of Funds</b>                                    |  |                     |                    |                   |                                |
| Total funds brought forward<br>from previous year                 | 27,695.25                                | 27,020.66           | 0.00               | 54,715.91         |                                |
| <b>Total funds carried forward</b>                                | <b>33,287.80</b>                         | <b>9,583.17</b>     | <b>0.00</b>        | <b>42,870.97</b>  |                                |

## BLANDFORD GARRISON SUPPORT UNIT

Printed: 30/06/2025  
02 HQ OFFICERS MESS

June 2025


| <u>End of last year</u> |                                | <u>Balance</u> |
|-------------------------|--------------------------------|----------------|
|                         | <u>Fixed Assets</u>            |                |
| 5,429.52                | CAPITAL PROPERTY               | 4,451.18       |
| 5,429.52                | Total Fixed Assets             | 4,451.18       |
|                         | <u>Current Assets</u>          |                |
| 51,907.92               | Current bank account           | 37,095.18      |
| 502.09                  | Debtors                        | 4,486.56       |
| 52,410.01               | Total Current Assets           | 41,581.74      |
| 57,839.53               | Total Assets                   | 46,032.92      |
|                         | <u>Liabilities</u>             |                |
| 3,123.62                | Creditors                      | 3,161.95       |
| 0.00                    | SUSPENSE A/C                   | 0.00           |
| 0.00                    | VAT control                    | 0.00           |
| 0.00                    | VAT payable                    | 0.00           |
| (3,123.62)              | Total Liabilities              | (3,161.95)     |
| 54,715.91               | Total Assets Minus Liabilities | 42,870.97      |
|                         | <u>Total Funds</u>             |                |
| 27,020.66               | Total Restricted Funds         | 9,583.17       |
| 0.00                    | Total Endowment Funds          | 0.00           |
| 0.00                    | Total Designated Funds         | 0.00           |
| 27,695.25               | Accumulated Trading & GPF      | 33,287.80      |
| 54,715.91               | Total Funds                    | 42,870.97      |

## BLANDFORD GARRISON SUPPORT UNIT

Printed: 30/06/2025  
02 HQ OFFICERS MESS

| <u>End of last year</u> |  | <u>Balance</u> |
|-------------------------|--|----------------|
|                         | <u>Funds Analysis</u>                    |                |
|                         | <u>Designated Funds</u>                  |                |
| 0.00                    |  | 0.00           |
|                         | <u>Restricted Funds</u>                  |                |
| 0.00                    | 13SR PRESENTATIONS                       | 105.00         |
| 340.65                  | 13SR AMF RESERVES                        | 0.00           |
| 144.35                  | CHRISTMAS FUNCTION                       | 0.00           |
| 2,139.47                | SUMMER BALL                              | 0.00           |
| 583.01                  | GARDEN PURCHASES                         | 0.00           |
| 401.61                  | STAFF FUND                               | 93.61          |
| 0.00                    | 11SR PRESENTATIONS                       | 276.20         |
| 10,574.65               | 11SR AMF                                 | 6,369.21       |
| 3,605.29                | MESS IMPROVEMENTS                        | 983.78         |
| 8,791.54                | ENTERTAINMENTS                           | 1,099.78       |
| 440.09                  | LIVING IN MEMBERS                        | 480.59         |
| 0.00                    | NOT IN USE                               | 0.00           |
| 0.00                    | 13SR AMF                                 | 175.00         |
| 27,020.66               |  | 9,583.17       |
|                         | <u>Endowment Funds</u>                   |                |
| 0.00                    |  | 0.00           |
|                         | <u>Trading and General Purpose Funds</u> |                |
| 0.00                    | Trading surplus                          | 0.00           |
| 0.00                    | Non Primary Purpose trading surplus      | 0.00           |
| 6,724.91                | General Purpose Fund surplus             | 5,592.55       |
| 6,724.91                | Trading & GPF surplus                    | 5,592.55       |
| 20,970.34               | Balance at last balance sheet            | 27,695.25      |
| 27,695.25               | Accumulated Trading & GPF                | 33,287.80      |
| 54,715.91               | Grand total                              | 42,870.97      |

Signature of A/C Holder/Fund Manager

 Maj. G Downing

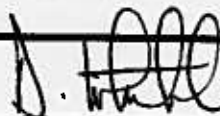
Date 17 Jul 25

Signature of Managing Trustee

BLANDFORD GARRISON SUPPORT UNIT

02 HQ OFFICERS MESS

End of last year



Balance

Date

28 Aug 25

## BLANDFORD GARRISON SUPPORT UNIT

June 2025

|  | Turnover this month | Turnover year to date |
|--|---------------------|-----------------------|
| <b>COST OF GOODS SOLD</b>                |                     |                       |
| (A)                                      | 0.00                | 0.00                  |
| Value of goods disposed at cost          |                     |                       |
| (B)                                      | 0.00                | 0.00                  |
| <b>COST OF GOODS SOLD (A - B) = (C)</b>  | 0.00                | 0.00                  |
| <b>INCOME FROM SALES</b>                 |                     |                       |
| INCOME FROM SALES (D)                    | 0.00                | 0.00                  |
| <b>SURPLUS</b>                           |                     |                       |
| Income from sales (Total from D)         |                     |                       |
| Deduct cost of goods sold (Total from C) |                     |                       |
| <b>SURPLUS (E)</b>                       | 0.00                | 0.00                  |
| Gross profit is therefore:               | 100 %               | 100 %                 |
| $\frac{E \times 100}{C} \%$              |                     |                       |
| <b>NET SURPLUS (F)</b>                   | 0.00                | 0.00                  |
| Total Percentage is therefore:           | 100 %               | 100 %                 |
| $\frac{F \times 100}{C} \%$              |                     |                       |

## BLANDFORD GARRISON SUPPORT UNIT

02 HQ OFFICERS MESS

June 2025

|   | Turnover this month | Turnover year to date |
|---|---------------------|-----------------------|
| GPF Analysis                              |                     |                       |
| Income                                    |                     |                       |
| -----                                     |                     |                       |
| Voluntary Income                          |                     |                       |
| -----                                     |                     |                       |
| G001 HIGH TEA                             | 0.00                | 0.00                  |
| G002 Grants/Donations                     | 0.00                | 0.00                  |
| G003 CORPS COFFEE GRANT                   | 500.00              | 500.00                |
| G049 INCOME                               | 0.00                | 0.00                  |
|   | 500.00              | 500.00                |
| Activities for Generating Funds           |                     |                       |
| -----                                     |                     |                       |
| G050 BT TELEPHONE COIN BOX                | 0.00                | 0.00                  |
| G051 BAR PROFIT                           | 268.00              | 5,054.72              |
| G103 GARDENING INCOME                     | 583.01              | 583.01                |
| G109 PROP REPAIR/MAINT                    | 0.00                | 0.00                  |
|   | 851.01              | 5,637.73              |
| Investment Income                         |                     |                       |
| -----                                     |                     |                       |
| G125 BANK INTEREST                        | 53.29               | 53.29                 |
|   | 53.29               | 53.29                 |
| Income Resources from Charitable Activiti |                     |                       |
| -----                                     |                     |                       |
| Trading Income                            | 0.00                | 0.00                  |
| G150 CANDLES                              | 0.00                | 218.40                |
| G151 SUBS - CIVILIAN                      | 274.70              | 2,938.45              |
| G152 SUBS - MILITARY                      | 1,384.50            | 13,464.22             |
| G153 FUNCTIONS CONSUMABLES                | 0.00                | 37.90                 |
| G154 FUNCTION LAUNDRY                     | 0.00                | 484.74                |
| G155 FUNCTION INCOME                      | 0.00                | 985.07                |
| G156 LOSSES & BREAKAGES                   | 0.00                | 0.00                  |
| G157 SPECIALIST CLEANING                  | 0.00                | 0.00                  |
| G158 PRI SUBS                             | 276.00              | 2,955.00              |
| G159 NAPKINS                              | 0.00                | 0.00                  |
| G160 MESS ADMIN CHARGE                    | 196.50              | 3,687.55              |
| G161 MORRISON CUP                         | 0.00                | 0.00                  |
| G162 ACCOM                                | 226.10              | 4,010.89              |
| G163 LAUNDRY - INCOME                     | 66.50               | 661.50                |
| G223 MESS CREDITS                         | 0.00                | 0.00                  |
| G299 INCOME                               | 0.00                | 0.00                  |
|   | 2,424.30            | 29,443.72             |
| Other Income                              |                     |                       |
| -----                                     |                     |                       |
| Non Primary Purpose Trading Income        | 0.00                | 0.00                  |
| G300 POSTAGE                              | 0.00                | 0.00                  |
| G301 EXPENDABLE PROPERTY REFL             | 0.00                | 0.00                  |
| G302 STATIONERY                           | 0.00                | 0.00                  |
| G303 RENTAL TV/SKY                        | 0.00                | 0.00                  |
|   | 0.00                | 0.00                  |
| Internal Transfers In                     |                     |                       |
| -----                                     |                     |                       |

|                                       | Turnover this month | Turnover year to date |
|---------------------------------------|---------------------|-----------------------|
|                                       | 0.00                | 0.00                  |
| Gains on Revaluation of Fixed Assets  |                     |                       |
| -----                                 |                     |                       |
| G450 PROPERTY INCREASE                | 0.00                | 0.00                  |
|                                       | 0.00                | 0.00                  |
| Unrealised Gains on Investment Assets |                     |                       |
| -----                                 |                     |                       |
| G499 CORPS COFFEE GRANT               | 0.00                | 0.00                  |
|                                       | 0.00                | 0.00                  |
| GPF Total Income                      | 3,828.60            | 35,634.74             |



## BLANDFORD GARRISON SUPPORT UNIT

Printed: 30/06/2025  
02 HQ OFFICERS MESS

|                                 | Turnover this month | Turnover year to date |
|---------------------------------|---------------------|-----------------------|
| Expenditure                     |                     |                       |
| -----                           |                     |                       |
| Investment Management Costs     |                     |                       |
| -----                           |                     |                       |
|                                 | 0.00                | 0.00                  |
| Costs of Generating Funds       |                     |                       |
| -----                           |                     |                       |
| G520 BT PAY PHONE               | 0.00                | 0.00                  |
| G521 BAR EXPENSES               | 0.00                | 441.12                |
|                                 | 0.00                | 441.12                |
| Charitable Activities           |                     |                       |
| -----                           |                     |                       |
| Trading costs                   | 0.00                | 0.00                  |
| G600 BONFIRE NIGHT              | 0.00                | 0.00                  |
| G601 CANDLES                    | 0.00                | 754.66                |
| G602 CATERING SUPPLIES          | 0.00                | 382.81                |
| G603 GARDEN EXPENSES            | 0.00                | 1,287.60              |
| G604 FISH EXPENDITURE           | 0.00                | 212.30                |
| G605 FUNCTION CONSUMABLES       | 0.00                | 191.60                |
| G606 FUNCTIONS                  | 1,149.91            | 7,297.55              |
| G607 MESS LAUNDRY               | 0.00                | 0.00                  |
| G608 MILITARY SUBS REFUND       | 11.53               | 1,411.48              |
| G609 PROPERTY REPAIR/MAINT      | 0.00                | 772.12                |
| G610 SECURITY/MAINT             | 0.00                | 0.00                  |
| G611 PRI SUBS                   | 231.00              | 3,123.00              |
| G612 NAPKINS                    | 0.00                | 0.00                  |
| G613 DONATIONS                  | 0.00                | 0.00                  |
| G614 ELIOR DEBIT                | 0.00                | 0.00                  |
| G615 FAMILIES FRIDAY            | 0.00                | 61.31                 |
| G616 BREAKAGES/LOSSES           | 0.00                | 0.00                  |
| G617 GARDENER FEES              | 861.00              | 5,255.50              |
| G620 CIVILIAN SUBS              | 60.00               | 498.94                |
| G621 MESS FACILITIES CHARGE     | 0.00                | 0.00                  |
| G622 ACCOM                      | 6.84                | 422.68                |
| G657 SPECIALIST CLEANING        | 0.00                | 87.00                 |
| G663 LAUNDRY - EXPENDITURE      | 0.00                | 0.00                  |
| G666 MESS DEBT W/O              | 0.00                | 65.20                 |
| G749 EXPENDITURE                | 0.00                | 0.00                  |
|                                 | 2,320.28            | 21,823.75             |
| Governance Costs                |                     |                       |
| -----                           |                     |                       |
| G750 INSURANCE                  | 8.96                | 8.96                  |
| G751 POSTAGE/DELIVERY           | 0.00                | 0.00                  |
| G752 STATIONERY/OFFICE SUPPLIES | 0.00                | 34.55                 |
|                                 | 8.96                | 43.51                 |
| Grants and Donations            |                     |                       |
| -----                           |                     |                       |
| G770 FUNCTION GRANTS            | 0.00                | 156.00                |
| G771 Presentations              | 0.00                | 0.00                  |
| G772 GIFTS/FLOWERS              | 0.00                | 25.00                 |
| G799 EXPENDITURE                | 0.00                | 0.00                  |
|                                 | 0.00                | 181.00                |

|                                  | <u>Turnover this month</u> | <u>Turnover year to date</u> |
|----------------------------------|----------------------------|------------------------------|
| Other Costs                      |                            |                              |
| -----                            |                            |                              |
| Non Primary Trading Costs        | 0.00                       | 0.00                         |
| G800 HIGH TEA                    | 0.00                       | 0.00                         |
| G801 NEWSPAPERS                  | 0.00                       | 129.99                       |
| G802 EXPENDABLE PROPERTY         | 0.00                       | 440.02                       |
| G803 PRS/PPL                     | 0.00                       | 850.46                       |
| G804 TV LICENCE                  | 0.00                       | 339.00                       |
| G805 COFFEE MACHINE              | 480.50                     | 4,815.00                     |
| G806 PROPERTY DEPRECIATION       | 978.34                     | 978.34                       |
| G807 REFUNDS                     | 0.00                       | 0.00                         |
| G808 RENTAL/TV/SKY               | 0.00                       | 0.00                         |
|                                  | 1,458.84                   | 7,552.81                     |
| Internal Transfers Out           |                            |                              |
| -----                            |                            |                              |
|                                  | 0.00                       | 0.00                         |
| Unrealised Losses on Investments |                            |                              |
| -----                            |                            |                              |
|                                  | 0.00                       | 0.00                         |
| GPF Total Expenditure            | 3,788.08                   | 30,042.19                    |
|                                  | -----                      | -----                        |
| GPF Income Over Expenditure      | 40.52                      | 5,592.55                     |
|                                  | -----                      | -----                        |

|                                      | Turnover this month | Turnover year to date |
|--------------------------------------|---------------------|-----------------------|
| Trading Account Analysis             |                     |                       |
| -----                                |                     |                       |
| Trading Expenditure                  |                     |                       |
| -----                                |                     |                       |
| Trading Income                       | -----               | -----                 |
| -----                                |                     |                       |
| Income Over Expenditure              | -----               | -----                 |
|                                      | 0.00                | 0.00                  |
| Non Primary Purpose Trading Analysis |                     |                       |
| -----                                |                     |                       |
| Trading Expenditure                  |                     |                       |
| -----                                |                     |                       |
| Trading Income                       | -----               | -----                 |
| -----                                |                     |                       |
| Income Over Expenditure              | -----               | -----                 |
|                                      | 0.00                | 0.00                  |

## BLANDFORD GARRISON SUPPORT UNIT

02 HQ OFFICERS MESS

|   | Turnover this month | Turnover year to date |
|---|---------------------|-----------------------|
| Restricted Funds Analysis                   |                     |                       |
| Income                                      |                     |                       |
| -----                                       |                     |                       |
| Voluntary Income                            |                     |                       |
| -----                                       |                     |                       |
| R001 13SR PRESENTATIONS                     | 0.00                | 0.00                  |
| R002 13SR AMF RESERVES                      | 0.00                | 0.00                  |
| R003 CHRISTMAS FUNCTION                     | 0.00                | 0.00                  |
| R004 SUMMER BALL                            | 0.00                | 0.00                  |
| R005 GARDEN PURCHASES                       | 0.00                | 0.00                  |
| R006 STAFF FUND                             | 0.00                | 0.00                  |
| R007 11SR PRESENTATIONS                     | 0.00                | 0.00                  |
| R008 11SR AMF                               | 0.00                | 0.00                  |
| R009 MESS IMPROVEMENTS                      | 0.00                | 0.00                  |
| R010 ENTERTAINMENTS                         | 0.00                | 0.00                  |
| R011 LIVING IN MEMBERS                      | 0.00                | 0.00                  |
| R012 NOT IN USE                             | 0.00                | 0.00                  |
| R013 13SR AMF                               | 0.00                | 0.00                  |
|   | 0.00                | 0.00                  |
| Activities for Generating Funds             |                     |                       |
| -----                                       |                     |                       |
| R001 13SR PRESENTATIONS                     | 0.00                | 0.00                  |
| R002 13SR AMF RESERVES                      | 0.00                | 0.00                  |
| R003 CHRISTMAS FUNCTION                     | 0.00                | 0.00                  |
| R004 SUMMER BALL                            | 0.00                | 0.00                  |
| R005 GARDEN PURCHASES                       | 0.00                | 0.00                  |
| R006 STAFF FUND                             | 0.00                | 0.00                  |
| R007 11SR PRESENTATIONS                     | 0.00                | 0.00                  |
| R008 11SR AMF                               | 0.00                | 0.00                  |
| R009 MESS IMPROVEMENTS                      | 0.00                | 0.00                  |
| R010 ENTERTAINMENTS                         | 0.00                | 0.00                  |
| R011 LIVING IN MEMBERS                      | 0.00                | 0.00                  |
| R012 NOT IN USE                             | 0.00                | 0.00                  |
| R013 13SR AMF                               | 0.00                | 0.00                  |
|   | 0.00                | 0.00                  |
| Investment Income                           |                     |                       |
| -----                                       |                     |                       |
| R001 13SR PRESENTATIONS                     | 0.00                | 0.00                  |
| R002 13SR AMF RESERVES                      | 0.00                | 0.00                  |
| R003 CHRISTMAS FUNCTION                     | 0.00                | 0.00                  |
| R004 SUMMER BALL                            | 0.00                | 0.00                  |
| R005 GARDEN PURCHASES                       | 0.00                | 0.00                  |
| R006 STAFF FUND                             | 0.00                | 0.00                  |
| R007 11SR PRESENTATIONS                     | 0.00                | 0.00                  |
| R008 11SR AMF                               | 0.00                | 0.00                  |
| R009 MESS IMPROVEMENTS                      | 0.00                | 0.00                  |
| R010 ENTERTAINMENTS                         | 0.00                | 0.00                  |
| R011 LIVING IN MEMBERS                      | 0.00                | 0.00                  |
| R012 NOT IN USE                             | 0.00                | 0.00                  |
| R013 13SR AMF                               | 0.00                | 0.00                  |
|   | 0.00                | 0.00                  |
| Income Resources from Charitable Activities |                     |                       |
| -----                                       |                     |                       |
| R001 13SR PRESENTATIONS                     | 36.00               | 105.00                |
| R002 13SR AMF RESERVES                      | 127.50              | 247.50                |
| R003 CHRISTMAS FUNCTION                     | 0.00                | 11.924.00             |

## BLANDFORD GARRISON SUPPORT UNIT

## 02 HQ OFFICERS MESS

|                                  | Turnover this month | Turnover year to date |
|----------------------------------|---------------------|-----------------------|
| R004 SUMMER BALI.                | 0.00                | 4,920.00              |
| R005 GARDEN PURCHASES            | 0.00                | 0.00                  |
| R006 STAFF FUND                  | 52.00               | 437.00                |
| R007 IISR PRESENTATIONS          | 177.00              | 1,338.00              |
| R008 IISR AMF                    | 315.00              | 4,922.58              |
| R009 MESS IMPROVEMENTS           | 155.00              | 2,429.00              |
| R010 ENTERTAINMENTS              | 1,381.80            | 17,471.49             |
| R011 LIVING IN MEMBERS           | 5.00                | 167.50                |
| R012 NOT IN USE                  | 0.00                | 252.00                |
| R013 I3SR AMF                    | 60.00               | 175.00                |
| Other Incoming Resources         | 2,309.30            | 44,389.07             |
| R001 I3SR PRESENTATIONS          | 0.00                | 0.00                  |
| R002 I3SR AMF RESERVES           | 0.00                | 0.00                  |
| R003 CHRISTMAS FUNCTION          | 0.00                | 0.00                  |
| R004 SUMMER BALI.                | 0.00                | 0.00                  |
| R005 GARDEN PURCHASES            | 0.00                | 0.00                  |
| R006 STAFF FUND                  | 0.00                | 0.00                  |
| R007 IISR PRESENTATIONS          | 0.00                | 0.00                  |
| R008 IISR AMF                    | 0.00                | 0.00                  |
| R009 MESS IMPROVEMENTS           | 0.00                | 0.00                  |
| R010 ENTERTAINMENTS              | 0.00                | 0.00                  |
| R011 LIVING IN MEMBERS           | 0.00                | 0.00                  |
| R012 NOT IN USE                  | 0.00                | 0.00                  |
| R013 I3SR AMF                    | 0.00                | 0.00                  |
|                                  | 0.00                | 0.00                  |
| Total Income excluding transfers | 2,309.30            | 44,389.07             |

## BLANDFORD GARRISON SUPPORT UNIT

02 HQ OFFICERS MESS

|                             | Turnover this month | Turnover year to date |
|-----------------------------|---------------------|-----------------------|
| Expenditure                 |                     |                       |
| -----                       |                     |                       |
| Investment Management Costs |                     |                       |
| -----                       |                     |                       |
| R001 13SR PRESENTATIONS     | 0.00                | 0.00                  |
| R002 13SR AMF RESERVES      | 0.00                | 0.00                  |
| R003 CHRISTMAS FUNCTION     | 0.00                | 0.00                  |
| R004 SUMMER BALL            | 0.00                | 0.00                  |
| R005 GARDEN PURCHASES       | 0.00                | 0.00                  |
| R006 STAFF FUND             | 0.00                | 0.00                  |
| R007 11SR PRESENTATIONS     | 0.00                | 0.00                  |
| R008 11SR AMF               | 0.00                | 0.00                  |
| R009 MESS IMPROVEMENTS      | 0.00                | 0.00                  |
| R010 ENTERTAINMENTS         | 0.00                | 0.00                  |
| R011 LIVING IN MEMBERS      | 0.00                | 0.00                  |
| R012 NOT IN USE             | 0.00                | 0.00                  |
| R013 13SR AMF               | 0.00                | 0.00                  |
|                             | 0.00                | 0.00                  |
| Costs of Generating Funds   |                     |                       |
| -----                       |                     |                       |
| R001 13SR PRESENTATIONS     | 0.00                | 0.00                  |
| R002 13SR AMF RESERVES      | 0.00                | 0.00                  |
| R003 CHRISTMAS FUNCTION     | 0.00                | 0.00                  |
| R004 SUMMER BALL            | 0.00                | 0.00                  |
| R005 GARDEN PURCHASES       | 0.00                | 0.00                  |
| R006 STAFF FUND             | 0.00                | 0.00                  |
| R007 11SR PRESENTATIONS     | 0.00                | 0.00                  |
| R008 11SR AMF               | 0.00                | 0.00                  |
| R009 MESS IMPROVEMENTS      | 0.00                | 0.00                  |
| R010 ENTERTAINMENTS         | 0.00                | 0.00                  |
| R011 LIVING IN MEMBERS      | 0.00                | 0.00                  |
| R012 NOT IN USE             | 0.00                | 0.00                  |
| R013 13SR AMF               | 0.00                | 0.00                  |
|                             | 0.00                | 0.00                  |
| Charitable Activities       |                     |                       |
| -----                       |                     |                       |
| R001 13SR PRESENTATIONS     | 0.00                | 0.00                  |
| R002 13SR AMF RESERVES      | 245.00              | 588.15                |
| R003 CHRISTMAS FUNCTION     | 0.00                | 12,068.35             |
| R004 SUMMER BALL            | 0.00                | 7,059.47              |
| R005 GARDEN PURCHASES       | 583.01              | 583.01                |
| R006 STAFF FUND             | 211.50              | 745.00                |
| R007 11SR PRESENTATIONS     | 315.00              | 1,061.80              |
| R008 11SR AMF               | 676.97              | 9,128.02              |
| R009 MESS IMPROVEMENTS      | 1,244.80            | 5,050.51              |
| R010 ENTERTAINMENTS         | 18.00               | 25,163.25             |
| R011 LIVING IN MEMBERS      | 0.00                | 127.00                |
| R012 NOT IN USE             | 0.00                | 252.00                |
| R013 13SR AMF               | 0.00                | 0.00                  |
|                             | 3,294.28            | 61,826.56             |
| Governance Costs            |                     |                       |
| -----                       |                     |                       |
| R001 13SR PRESENTATIONS     | 0.00                | 0.00                  |
| R002 13SR AMF RESERVES      | 0.00                | 0.00                  |
| R003 CHRISTMAS FUNCTION     | 0.00                | 0.00                  |
| R004 SUMMER BALL            | 0.00                | 0.00                  |
| R005 GARDEN PURCHASES       | 0.00                | 0.00                  |

## BLANDFORD GARRISON SUPPORT UNIT

## 02 HQ OFFICERS MESS

|                                       | Turnover this month | Turnover year to date |
|---------------------------------------|---------------------|-----------------------|
| R006 STAFF FUND                       | 0.00                | 0.00                  |
| R007 11SR PRESENTATIONS               | 0.00                | 0.00                  |
| R008 11SR AMF                         | 0.00                | 0.00                  |
| R009 MESS IMPROVEMENTS                | 0.00                | 0.00                  |
| R010 ENTERTAINMENTS                   | 0.00                | 0.00                  |
| R011 LIVING IN MEMBERS                | 0.00                | 0.00                  |
| R012 NOT IN USE                       | 0.00                | 0.00                  |
| R013 13SR AMF                         | 0.00                | 0.00                  |
| Grants and Donations                  | 0.00                | 0.00                  |
| R001 13SR PRESENTATIONS               | 0.00                | 0.00                  |
| R002 13SR AMF RESERVES                | 0.00                | 0.00                  |
| R003 CHRISTMAS FUNCTION               | 0.00                | 0.00                  |
| R004 SUMMER BALL                      | 0.00                | 0.00                  |
| R005 GARDEN PURCHASES                 | 0.00                | 0.00                  |
| R006 STAFF FUND                       | 0.00                | 0.00                  |
| R007 11SR PRESENTATIONS               | 0.00                | 0.00                  |
| R008 11SR AMF                         | 0.00                | 0.00                  |
| R009 MESS IMPROVEMENTS                | 0.00                | 0.00                  |
| R010 ENTERTAINMENTS                   | 0.00                | 0.00                  |
| R011 LIVING IN MEMBERS                | 0.00                | 0.00                  |
| R012 NOT IN USE                       | 0.00                | 0.00                  |
| R013 13SR AMF                         | 0.00                | 0.00                  |
| Other Costs                           | 0.00                | 0.00                  |
| R001 13SR PRESENTATIONS               | 0.00                | 0.00                  |
| R002 13SR AMF RESERVES                | 0.00                | 0.00                  |
| R003 CHRISTMAS FUNCTION               | 0.00                | 0.00                  |
| R004 SUMMER BALL                      | 0.00                | 0.00                  |
| R005 GARDEN PURCHASES                 | 0.00                | 0.00                  |
| R006 STAFF FUND                       | 0.00                | 0.00                  |
| R007 11SR PRESENTATIONS               | 0.00                | 0.00                  |
| R008 11SR AMF                         | 0.00                | 0.00                  |
| R009 MESS IMPROVEMENTS                | 0.00                | 0.00                  |
| R010 ENTERTAINMENTS                   | 0.00                | 0.00                  |
| R011 LIVING IN MEMBERS                | 0.00                | 0.00                  |
| R012 NOT IN USE                       | 0.00                | 0.00                  |
| R013 13SR AMF                         | 0.00                | 0.00                  |
| Total Expenditure excluding transfers | 3,294.28            | 61,826.56             |
| Internal Transfers                    |                     |                       |
| R001 13SR PRESENTATIONS               | 0.00                | 0.00                  |
| R002 13SR AMF RESERVES                | 0.00                | 0.00                  |
| R003 CHRISTMAS FUNCTION               | 0.00                | 0.00                  |
| R004 SUMMER BALL                      | 0.00                | 0.00                  |
| R005 GARDEN PURCHASES                 | 0.00                | 0.00                  |
| R006 STAFF FUND                       | 0.00                | 0.00                  |
| R007 11SR PRESENTATIONS               | 0.00                | 0.00                  |
| R008 11SR AMF                         | 0.00                | 0.00                  |
| R009 MESS IMPROVEMENTS                | 0.00                | 0.00                  |
| R010 ENTERTAINMENTS                   | 0.00                | 0.00                  |
| R011 LIVING IN MEMBERS                | 0.00                | 0.00                  |
| R012 NOT IN USE                       | 0.00                | 0.00                  |

|  | Turnover this month | Turnover year to date |
|--|---------------------|-----------------------|
| R013 13SR AMF                            | 0.00                | 0.00                  |
|  | 0.00                | 0.00                  |
| Restricted funds Income Over Expenditure | -984.98             | -17,437.49            |



|   | <u>Turnover this month</u> | <u>Turnover year to date</u> |
|---|----------------------------|------------------------------|
| Designated Funds Analysis                 |                            |                              |
| Income                                    |                            |                              |
| -----                                     |                            |                              |
| Voluntary Income                          |                            |                              |
| -----                                     |                            |                              |
|   | 0.00                       | 0.00                         |
| Activities for Generating Funds           |                            |                              |
| -----                                     |                            |                              |
|   | 0.00                       | 0.00                         |
| Investment Income                         |                            |                              |
| -----                                     |                            |                              |
|   | 0.00                       | 0.00                         |
| Income Resources from Charitable Activiti |                            |                              |
| -----                                     |                            |                              |
|   | 0.00                       | 0.00                         |
| Other Incoming Resources                  |                            |                              |
| -----                                     |                            |                              |
|   | 0.00                       | 0.00                         |
|   | -----                      | -----                        |
| Total Income excluding transfers          | 0.00                       | 0.00                         |

## BLANDFORD GARRISON SUPPORT UNIT

02 HQ OFFICERS MESS

|   | Turnover this month | Turnover year to date |
|---|---------------------|-----------------------|
| Expenditure                             |                     |                       |
| Investment Management Costs             |                     |                       |
| Costs of Generating Funds               | 0.00                | 0.00                  |
| Charitable Activities                   | 0.00                | 0.00                  |
| Governance Costs                        | 0.00                | 0.00                  |
| Grants and Donations                    | 0.00                | 0.00                  |
| Other Costs                             | 0.00                | 0.00                  |
|   | 0.00                | 0.00                  |
| Total Expenditure excluding transfers   | 0.00                | 0.00                  |
| Internal Transfers                      |                     |                       |
|   | 0.00                | 0.00                  |
| Designated funds Income Over Expenditur | 0.00                | 0.00                  |

|   | <u>Turnover this month</u> | <u>Turnover year to date</u> |
|---|----------------------------|------------------------------|
| Endowment Funds Analysis                  |                            |                              |
| Income                                    |                            |                              |
| -----                                     |                            |                              |
| Voluntary Income                          |                            |                              |
| -----                                     |                            |                              |
|   | 0.00                       | 0.00                         |
| Activities for Generating Funds           |                            |                              |
| -----                                     |                            |                              |
|   | 0.00                       | 0.00                         |
| Investment Income                         |                            |                              |
| -----                                     |                            |                              |
|   | 0.00                       | 0.00                         |
| Income Resources from Charitable Activiti |                            |                              |
| -----                                     |                            |                              |
|   | 0.00                       | 0.00                         |
| Other Incoming Resources                  |                            |                              |
| -----                                     |                            |                              |
|   | 0.00                       | 0.00                         |
|   | -----                      | -----                        |
| Total Income excluding transfers          | 0.00                       | 0.00                         |

## BLANDFORD GARRISON SUPPORT UNIT

02 HQ OFFICERS MESS

|                                       | Turnover this month | Turnover year to date |
|---------------------------------------|---------------------|-----------------------|
| Expenditure                           |                     |                       |
| -----                                 |                     |                       |
| Investment Management Costs           |                     |                       |
| -----                                 |                     |                       |
| Costs of Generating Funds             | 0.00                | 0.00                  |
| -----                                 |                     |                       |
| Charitable Activities                 | 0.00                | 0.00                  |
| -----                                 |                     |                       |
| Governance Costs                      | 0.00                | 0.00                  |
| -----                                 |                     |                       |
| Grants and Donations                  | 0.00                | 0.00                  |
| -----                                 |                     |                       |
| Other Costs                           | 0.00                | 0.00                  |
| -----                                 |                     |                       |
|                                       | 0.00                | 0.00                  |
|                                       | -----               | -----                 |
| Total Expenditure excluding transfers | 0.00                | 0.00                  |
| Internal Transfers                    |                     |                       |
| -----                                 |                     |                       |
|                                       | 0.00                | 0.00                  |
|                                       | -----               | -----                 |
| Endowment funds Income Over Expenditu | 0.00                | 0.00                  |
|                                       | -----               | -----                 |

## BGSU – OFFICERS' MESS

### Comd/SO2 SPS – Independent Examiner's Report on the Accounts, and Comments

Disclosure Section (Only to be completed if the examiner needs to highlight material problems/discrepancies)

Give here brief details of any items that the examiner wishes to disclose;

1. NSTR.

#### Comd/SO2 SPS Comments


1. Specific comments from above observations:

- a. NSTR.

2. Overall comments:

- a. I have reviewed the Fund's income over the last 3 Audit Periods and its income has not exceeded £250,000 in any of these year (FY 2022/23 - £56,422.86, FY 2023/24 - £56,659.29 and FY 2024/25 - £80,023.81).
- b. The operation and structure of the charity is understood.
- c. I have referred to the Fund Manager, Managing Trustee and Internal Auditor's report for the compilation of this report.
- d. I have examined the total worth of Fund; £42,870.97 in SOFA Balance and Balance Sheet.
- e. During the unit's annual assurance an appropriate level of sampling was conducted on all accounting records and subsidiary books.
- f. The Final Accounts have revealed no unusual activities.
- g. The Fund operates on the accrual basis using AF N1514 which conforms to SORP 2005.
- h. The accounting policies are consistent in application and appropriate to the activities of the charity.
- i. There has been no event that has had an adverse impact on the worth of the charity subsequent to this report. No restricted funds are overspent.
- j. No expenditure was found that contradicts the charity's objects.
- k. There appears to have been no deliberate act of misconduct in the administration of charity.
- l. The account operator should be commended for their work regarding the maintenance of the fund.

Independent Examiner's Signature



Name Maj P Robinson AGC(SPS)

Date 21 OCT 25

Appointment SO2 SPS, HQSW