

# WANTAGE BAPTIST CHURCH

England & Wales - Charity number 1163191

## Details

---

Other names	WANTAGE BAPTIST
Status	Registered
Legal form	Other
Registered	2015-08-19
Register	<a href="#">View on the Charity Commission register</a>

## Contact

---

Address	6 Mill Street Wantage OX12 9AQ
Phone	01235760703
Email	<a href="mailto:info@wantagebaptist.org.uk">info@wantagebaptist.org.uk</a>
Website	<a href="http://www.wantagebaptist.org.uk">www.wantagebaptist.org.uk</a>

## Activities

---

**Objects:** THE PRINCIPAL PURPOSE OF THE CHURCH IS THE ADVANCEMENT OF THE CHRISTIAN FAITH IN ACCORDANCE WITH THE BELIEFS SET OUT IN CLAUSE 3. THE CHURCH MAY ALSO ADVANCE EDUCATION AND CARRY OUT OTHER CHARITABLE PURPOSES IN THE UNITED KINGDOM AND/OR OTHER PARTS OF THE WORLD.

**Activities:** Regular public worship, with Sunday School. Other weekly and occasional activities as shown on our website. We also run "The Kings Centre" - a shop and facility for outreach.

## Classification

---

- **How:** Provides Buildings/facilities/open Space, Provides Services
- **What:** Religious Activities
- **Who:** The General Public/mankind

## Geography

---

- Oxfordshire

## Finances

Period end	Income	Expenditure	Assets	Employees
2024-12-31	£137,807	£122,349	-	-
2023-12-31	£128,499	£134,877	-	-
2022-12-31	£119,635	£128,310	-	-
2021-12-31	£107,385	£107,464	-	-
2020-12-31	£93,295	£98,734	-	-

## Trustees

Name	Role	Appointed
<b>Jeremy Brian Fernandez</b>	Chair	2016-11-24
DAVID JOHN HILLSDON		2018-11-29
Gillian Amanda Steeds Hutchinson		2019-11-28
MARTIN JAMES TORBET		2017-11-23
Matthew David Shewring		2022-11-23

**WANTAGE BAPTIST CHURCH**

England & Wales - Charity number 1163191

---

# Accounts

---

# **Wantage Baptist Church**

## **Annual Trustees' Report and Accounts for the Year Ending 31<sup>st</sup> December 2024**

The Charity Trustees of Wantage Baptist Church have pleasure in submitting their report and the financial statements of the Church for the year ending 31<sup>st</sup> December 2024

### **Objectives and Activities**

The principal objective of the Church is the advancement of the Christian faith, especially by means of and in accordance with the principles of the Baptist denomination. In particular, the Church seeks to do this through meetings to provide occasions for worship, proclamation of the gospel and instruction in the Christian faith as well as outreach events and evangelism to the local Wantage community. The Church may also carry out other charitable purposes.

### **Achievements and Performance**

In 2024, we have been able to continue to share the love of Christ with the community.

We have continued our regular weekly Sunday services, including Sunday School. We have continued to see growth in regular attendance, not just on Sundays but in our other activities. We have also continued to stream services online, for the benefit of those who are unable to attend for any reason.

We have continued with weekly small group meetings ("life groups") for fellowship, prayer and bible study. There are also special groups for carers and for those who live alone to meet and share.

Events for children have been held. For younger children, this included an alternative "halloween" event which was well attended, including by children not otherwise connected to the church. There is also a regular program of events for older children, including popular social events. A summer outing to the beach provided an opportunity for people of all ages to meet and interact over a longer period.

The weekly Parents and Toddlers sessions continue to attract a large number of people from outside the church.

We have continued to operate the King's Centre shop. This provides an opportunity to reach out to the wider community, or for people to make contact with us in a friendly environment, as well as providing Christian resources for sale. It is common for vulnerable people, and their support workers, to pop in regularly for a chat. A weekly needlecraft group brings together a number of people, including from outside the church. A new mens chat group was started this year and has been appreciated by a number of people.

The shop also acts as a collection point and storage facility for the local Food Bank.

We have continued our support for the local Street Pastors, who use our buildings as an operating base. We also continue to make our buildings available to other local independent churches, in particular for baptisms and marriages.

We also support the local community by making our building available to a local community choir, and for use by the local secondary school for examinations.

The church has made financial gifts to other organisations involved in advancing the Christian faith, as detailed in the accounts. We also hold occasional meetings to keep in touch with the activities of these organisations.

In carrying out its activities in the year under review, the trustees have had regard to the public benefit guidance issued by the Charity Commission, and are satisfied that the activities mentioned above have all been for the public benefit.

## **Financial Review**

The Leadership views the underlying financial position of the Church as being satisfactory.

It is the Church's policy to maintain unrestricted cash reserves of £10,000, corresponding to approximately two months normal expenditure. At the end of 2024 the Church held such reserves of £78,339, so there is a surplus of funds available.

The main Church building is a historic asset but no valuation has been included in the accounts because of the cost of such a valuation compared to the benefit it would deliver to advancing the Church's objectives.

## **Structure, Governance and Management**

Wantage Baptist Church is an independent church constituted as an unincorporated association governed by a constitution adopted on 19th September 2013. The church is also subject to the terms of the trust deeds under which its premises are held.

Leadership within the Church is provided by the Pastor, Elders and Deacons who are the Charity Trustees and have control and oversight of the Church. All are elected by the Church Members Meeting. The Pastor, Elders and Deacons during 2024 and at the date of this report were as follows:

### *Pastor:*

Jeremy Fernandez

### *Elders:*

Peter Smillie (to 27 November)

### *Deacons:*

David Hillsdon

Gillian Hutchinson

Matthew Shewring

Barrie Steers (to 27 November)

Martin Torbet

The Elders meet monthly to consider the spiritual direction and pastoral concerns of the Church while the Elders and Deacons together meet monthly to discuss and decide upon practical aspects of the Church's day to day functioning. A Church member's meeting occurs on at least four occasions during the year.

The leadership has overall responsibility for ensuring that the charity has an appropriate system of controls, financial and otherwise. They are also responsible for keeping proper accounting records which disclose with reasonable accuracy at any time the financial position of the charity. They are also responsible for safeguarding the assets of the charity and hence

for taking reasonable steps for the prevention and detection of fraud and other irregularities and to provide reasonable assurance that:

- the charity is operating efficiently and effectively;
- its assets are safeguarded against unauthorised use or disposition;
- proper records are maintained and financial information used in the charity or for publication is reliable; and
- the charity complies with relevant laws and regulations.

The internal controls are designed to provide reasonable, but not absolute, assurance against material misstatement or loss. They include:

- regular consideration by the Deacons of the financial results;
- delegation of authority and segregation of duties; and
- identification and management of risks.

The major risks as identified by the Leadership have been reviewed and systems set up to mitigate them.

### **Other Administrative Details**

- *Registered Name*                      Wantage Baptist Church
- *Alternative name*                      Wantage Baptist
- *Registered Charity No*              1163191
- *Church address*                      6 Mill Street, Wantage, Oxfordshire, OX12 9AQ
- *Property Trustees*                    The Fellowship Property Trust Ltd.
- *Bankers*                                Barclays Bank plc
- *Independent Examiner*            David Cooke and Co., Chartered Accountants  
5 Briar Close, Banbury, Oxfordshire, OX16 9DS.

Signed on behalf of the Charity Trustees:



**GILLIAN AMANDA STEEDS HUTCHINSON (DEACON/TREASURER)**

Date: 27<sup>th</sup> September 2025

## **Independent Examiner's Report to the Charity Trustees of Wantage Baptist Church on the Financial Statements for the year ending 31<sup>st</sup> December 2024**

I report on the accounts of the Church for the year ending 31 December 2024, which are set out on pages 5 to 12.

### **Respective responsibilities of trustees and independent examiner**

The Charity's trustees are responsible for the preparation of the accounts. The trustees consider that an audit is not required for this year (under section 44(2) of the Charities Act 2011 (the 2011 Act)) and that an independent examination is needed.

It is my responsibility to:

- Examine the accounts under section 145 of the 2011 Act;
- To follow the procedures laid down in the General Directions given by the Charity Commissioners under section 145 (5) (b) of the 2011 Act; and
- To state whether particular matters have come to my attention.

### **Basis of independent examiner's report**

My examination was carried out in accordance with the General Directions given by the Charity Commissioners. An examination includes a review of the accounting records kept by the charity and a comparison of the accounts presented with those records. It also includes consideration of any unusual items or disclosures in the accounts, and seeking explanations from you as trustees concerning any such matters. The procedures undertaken do not provide all the evidence that would be required in an audit, and consequently no opinion is given as to whether the accounts present a 'true and fair' view and the report is limited to those matters set out in the statement below.

### **Independent examiner's statement**

I have completed my examination. I confirm that no material matters have come to my attention in connection with the examination which give me cause to believe that, in any material respect

- the accounting records were not kept in accordance with section 130 of the Charities Act; or
- the accounts did not accord with the accounting records; or
- the accounts did not comply with the applicable requirements concerning the form and content of accounts set out in the Charities (Accounts and Reports) Regulations 2008 other than any requirement that the accounts give a 'true and fair' view which is not a matter considered as part of an independent examination.

I have no concerns and have come across no other matters in connection with the examination to which attention should be drawn in this report in order to enable a proper understanding of the accounts to be reached.



David Cooke MA(Oxon), FCA, FCIE  
David Cooke and Co. Chartered Accountants  
5 Briar Close  
Banbury, Oxfordshire  
OX16 9DS

Date: 14 October 2025

<b>Statement of Financial Activities for the Year Ending 31st December 2024</b>						
	Notes	Unrestricted Funds (£)	The King's Centre (£)	Restricted Funds (£)	Total Funds 2024 (£)	Total Funds 2023 (£)
<b>A</b>	<b>Income</b>	1				
A1	Incoming Resources from Generated Funds					
A1a	- Voluntary Income (Gift Aided)		65762	0	65762	57003
	- Gift Aid Recovered		13859	0	14289	13463
	- Voluntary Income (Not Gift Aided)		18681	0	18681	16927
A1b	- Dividends		0	0	0	0
A1c	- Interest		2631	0	2631	2225
A1d	- Investments		0	0	0	0
A1e	- Rent of Premises		19548	0	19548	15438
A1f	- Sales		0	16319	16319	23023
A2	Incoming Resources from Charitable Activities		0	0	0	0
A3	Other Incoming Resources		577	0	577	421
	<i>Total Incoming Resources</i>		121058	16319	137807	128499
<b>B</b>	<b>Expenditure</b>					
B1	Costs of Generating Funds	2				
B1a	- Costs of Generating Voluntary Income		0	0	0	0
B1b	- Cost of Goods Sold		0	10266	10266	12129
B1c	- Investment Management Costs		0	0	0	0
B2	Charitable Activities					
B2a	- Ministry	3	44619	0	44619	44397
B2b	- Mission	4	8997	0	8997	10730
B2c	- Community Support	5	0	0	0	0
B2d	- Fellowship & Outreach	6	6363	0	6363	3337
B2e	- Buildings & Utilities	7	25103	5371	30474	38644
B2f	- Equipment	8	379	0	379	1534
B2g	- Administration	9	1725	3313	5038	5904
B2h	- Depreciation	10	1346	0	9783	11030
B3	Governance Costs	11	5036	47	5083	7174
B4	Other Resources Expended		0	0	0	0
	<i>Total Resources Expended</i>		93569	18997	122349	134877
	Net Incoming Resources Before Transfers		27489	-2678	-9353	15458
<b>C</b>	<b>Transfers</b>					
	Gross Transfers Between Funds		0	0	0	0
	<i>Net incoming resources before other recognised gains and losses</i>		27489	-2678	-9353	15458
<b>D</b>	<b>Other Recognised Gains and Losses</b>					
D1	Gains/Losses on Revaluation of Fixed Assets		0	0	0	0
D2	Gains/Losses on Investment Assets		0	0	931	931
D3	Actuarial Gains/Losses on Defined Benefits Pension Schemes		0	0	0	0
	<i>Net Movement in Funds</i>		27489	-2678	-8422	16389
<b>E</b>	<b>Reconciliation of Funds</b>					
E1	Funds Brought Forward		61167	21612	431565	514343
E2	Net Movement in Funds		27489	-2678	-8422	16389
	<i>Total Funds Carried Forward</i>		88656	18933	423143	530732

<b>Balance Sheet as at 31st December 2024</b>						
	Notes	Unrestricted Funds (£)	The King's Centre (£)	Restricted Funds (£)	Total Funds 2024 (£)	Total Funds 2023 (£)
<b>Fixed Assets</b>						
Investments	10	0	0	10248	10248	10248
Fixtures, Fittings & Equipment	10	8518	0	0	8518	4989
Buildings	10	0	0	410865	410865	410865
<b>Total Fixed Assets</b>		8518	0	421113	429631	426102
<b>Current Assets</b>						
Petty Cash	13	0	20	0	20	20
Accounts Receivable	14	0	0			
Prepayments	14	2334	481	0	2816	3278
Stock	13	0	7676	0	7676	8101
Till Float	13	0	100	0	100	100
Cash at the Bank/In Hand	15	78339	11539	2030	91907	69151
<b>Total Current Assets</b>		80673	19817	2030	102519	80650
<b>Current Liabilities</b>	16	535	884	0	1419	1211
<b>Net Current Assets</b>		80138	18933	2030	101100	79438
<b>Total Assets Less Current Liabilities</b>		88656	18933	423143	530732	505541
<b>Long Term Liabilities</b>		0	0	0	0	0
<b>Net Assets</b>		88656	18933	423143	530732	505541
<b>Funds</b>	17	88656	18933	423143	530732	505541
Approved on behalf of the Elders and Deacons						



**GILLIAN AMANDA STEEDS HUTCHINSON (DEACON/TREASURER)**

Date: 27<sup>th</sup> September 2025

**Notes to the accounts for the year 31 December, 2024 (continued)**

1	Income	Notes	Unrestricted Funds (£)	The King's Centre (£)	Restricted Funds (£)	Total Funds 2024 (£)	Total Funds 2023 (£)
	Voluntary Income (Gift Aided)		65762	0	0	65762	57003
	Gift Aid Recovered		13859	0	430	14289	13463
	Voluntary Income (Not Gift)		18681	0	0	18681	16927
	Sales		0	16319	0	16319	23023
	Investments		0	0	0	0	0
	Dividends		0	0	0	0	0
	Interest		2631	0	0	2631	2225
	Rent of Premises		19548	0	0	19548	15438
	Other Income		577	0	0	577	421
	<b>Total</b>		<b>121058</b>	<b>16319</b>	<b>430</b>	<b>137807</b>	<b>128499</b>

2	Costs of Generating Funds	Notes	Unrestricted Funds (£)	The King's Centre (£)	Restricted Funds (£)	Total Funds 2024 (£)	Total Funds 2023 (£)
	Advertising & Promotions		0	0	0	0	0
	Jonathan Veira Concert - Civic Hall Hire		0	-	0	0	0
	Jonathan Veira Concert - Ticket Printing		0	-	0	0	0
	Operating Expenses		0	3360	0	3360	3953
	Cost of Goods Sold		0	10266	0	10266	12129
	<b>Total</b>		<b>0</b>	<b>13626</b>	<b>0</b>	<b>13626</b>	<b>16082</b>

3	Charitable Activities: Ministry	Notes	Unrestricted Funds (£)	The King's Centre (£)	Restricted Funds (£)	Total Funds 2024 (£)	Total Funds 2023 (£)
	Ministerial Expenses						
	Pastor Net Salary		21353	0	0	21353	21020
	Pastor Income Tax		3475	0	0	3475	2795
	Pastor Employee's NIC		1957	0	0	1957	2897
	Pastor Employer's NIC		0	0	0	0	0
	Pastor Pension		3718	0	0	3718	3718
	Pastor Expenses (Mileage)		351	0	0	351	132
	Pastor Expenses (Telephone)		1000	0	0	1000	990
	Pastor Expenses (Other)		683	0	0	683	1091
	Pastor Expenses (Mortgage and CT)		11513	0	0	11513	11104
	Visiting Speakers' Gifts		570	0	0	570	650
	<b>Total</b>		<b>44619</b>	<b>0</b>	<b>0</b>	<b>44619</b>	<b>44397</b>

4	Charitable Activities: Mission	Notes	Unrestricted Funds (£)	The King's Centre (£)	Restricted Funds (£)	Total Funds 2024 (£)	Total Funds 2023 (£)
	Africa Inland Mission		1200	-	0	1200	1220
	Be Space		0	-	0	0	460
	Bible Society		1200			1200	800
	Jim Harries		0			0	250
	London City Mission		97	-	0	97	0
	Misc		500			500	300
	Open Doors		1200			1200	1100
	Pilgrim Homes		1200	-	0	1200	940
	ROPE		0	-	0	0	0
	Spurgeons		0	-	0	0	0
	Street Pastors		0	-	0	0	0
	Tearfund - General Support		0	-	0	0	260
	Ukraine Christian Ministries - General Support		3600	-	0	3600	5400
						0	0
	<b>Total</b>		<b>8997</b>	<b>0</b>	<b>0</b>	<b>8997</b>	<b>10730</b>

5	Charitable Activities: Community Support	Notes	Unrestricted Funds (£)	The King's Centre (£)	Restricted Funds (£)	Total Funds 2024 (£)	Total Funds 2023 (£)
	Fellowship Gifts		0	-	0	0	0
	<b>Total</b>		<b>0</b>	<b>0</b>	<b>0</b>	<b>0</b>	<b>0</b>

6	Charitable Activities: Fellowship & Outreach	Notes	Unrestricted Funds (£)	The King's Centre (£)	Restricted Funds (£)	Total Funds 2024 (£)	Total Funds 2023 (£)
	Books		0	-	0	0	0
	Catering		789	-	0	789	1218
	CAP		0	-	0	0	0
	Church Weekend		2355	-	0	2355	0
	Crèche/Toddlers		0	-	0	0	0
	Dickensian Evening		0	-	0	0	51
	Engage/Youth		104	-	0	104	0
	Evangelism		0			0	223
	Fellowship Gifts		50	-	0	50	0
	Happy Acorns		0	-	0	0	0
	Holiday Club		0	-	0	0	109
	Hot Topics		0	-	0	0	0
	Ladies' Group		0	-	0	0	139
	Light Party		204	-	0	204	62
	Men's Group		20	-	0	20	-23
	Miscellaneous Expenses		891	-	0	891	146
	Pastoral Care		0	-	0	0	12
	Sandbanks Visit		1192	-	0	1192	880
	Schools' Evangelism		0	-	0	0	0
	Social Events		0	-	0	0	26
	Sunday School		757	-	0	757	494
	Training		0	-	0	0	0
						0	0
	<b>Total</b>		<b>6363</b>	<b>0</b>	<b>0</b>	<b>6363</b>	<b>3337</b>

7	Charitable Activities: Buildings & Utilities	Notes	Unrestricted Funds (£)	The King's Centre (£)	All Restricted Funds (£)	Total Funds 2024 (£)	Total Funds 2023 (£)
	<b>Church</b>						
	Buildings		0	-	0	0	0
	Electricity		4712	-	0	4712	6545
	Fixtures, Fittings & Equipment		0	-	0	0	0
	Gas		2633	-	0	2633	1829
	Insurance		3930	-	0	3930	3484
	Maintenance		11232	-	0	11232	15226
	Miscellaneous Items		0	-	0	0	0
	Telephone		0	-	0	0	0
	Water		681	-	0	681	592
	<b>Church Total</b>		<b>23188</b>	<b>0</b>	<b>0</b>	<b>23188</b>	<b>27677</b>
	<b>Manse</b>						
	Buildings		0	-	0	0	0
	Council Tax		0	-	0	0	891
	Fixtures, Fittings & Equipment		0	-	0	0	0
	Insurance		481	-	0	481	363
	Maintenance		1434	-	0	1434	1997
	<b>Manse Total</b>		<b>1915</b>	<b>0</b>	<b>0</b>	<b>1915</b>	<b>3251</b>
	<b>Cemetery</b>						
	Maintenance		0	-	0	0	894
	<b>Cemetery Total</b>		<b>0</b>	<b>0</b>	<b>0</b>	<b>0</b>	<b>894</b>
	<b>The King's Centre</b>						
	Buildings		0	-	0	0	137
	Electricity		-	2214	0	2214	3842
	Gas		-	-	0	0	0
	Insurance		-	871	0	871	795
	Maintenance		-	80	0	80	0
	Rent (Service charge)		-	1246	0	1246	1244
	Telephone		-	512	0	512	454
	Water		-	448	0	448	348
	<b>King's Centre Total</b>		<b>0</b>	<b>5371</b>	<b>0</b>	<b>5371</b>	<b>6821</b>
	<b>Total</b>		<b>25103</b>	<b>5371</b>	<b>0</b>	<b>30474</b>	<b>38644</b>

8	Charitable Activities: Equipment	Notes	Unrestricted Funds (£)	The King's Centre (£)	All Restricted Funds (£)	Total Funds 2024 (£)	Total Funds 2023 (£)
	Computers		260	0	0	260	888
	Fire Extinguisher Purchase		0	0	0	0	0
	Kitchen Equipment		0	0	0	0	265
	Public Address (PA) Equipment		119	0	0	119	381
	Miscellaneous		0	0	0	0	0
	Projector, Display Screen		0	0	0	0	0
	<b>Total</b>		<b>379</b>	<b>0</b>	<b>0</b>	<b>379</b>	<b>1534</b>

9	Charitable Activities: Administration	Notes	Unrestricted Funds (£)	The King's Centre (£)	All Restricted Funds (£)	Total Funds 2024 (£)	Total Funds 2023 (£)
	Bank Charges		50	209	0	258	382
	Fees		1048	3000	0	4048	4436
	Office Expenses		30	104	0	134	456
	Postage & Packing		16	0	0	16	0
	Printing		417	0	0	417	599
	Stationery		164	0	0	164	31
	<b>Total</b>		<b>1725</b>	<b>3313</b>	<b>0</b>	<b>5038</b>	<b>5904</b>

10	Fixed Assets	Notes	Unrestricted Funds (£)	The King's Centre (£)	All Restricted Funds (£)	Total Funds 2024 (£)	Total Funds 2023 (£)
	<b>Assets Brought Forward</b>						
	Investments		0	0	0	0	0
	Fixtures, Fittings & Equipment		10768	2155	66048	78971	78971
	Buildings		0	0	489127	489127	489127
	<b>Total Assets Brought Forward</b>		10768	2155	555175	568098	568098
	<b>Depreciation Brought Forward</b>						
	Investments		0	0	0	0	0
	Fixtures, Fittings & Equipment		4036	2155	66048	72239	72735
	Buildings		0	0	68479	68479	68479
	<b>Total Depreciation Brought Forward</b>		4036	2155	134527	140718	141214
	<b>Total Net Fixed Assets Brought Forward</b>		6732	0	420648	427380	426884
	<b>In-Year Costs</b>						
	Investments		0	0	0	0	0
	Fixtures, Fittings & Equipment		3133	0	0	3133	0
	Buildings		0	0	0	0	0
	<b>Total Costs in Year</b>		3133	0	0	3133	0
	<b>In-Year Depreciation</b>						
	Investments		0	0	0	0	0
	Fixtures, Fittings & Equipment		1346	0	0	1346	1247
	Buildings		0	0	9783	9783	9783
	<b>Total Depreciation In Year</b>		1346	0	9783	11129	11030
	<b>Net In-Year Movement in Funds</b>		1786	0	-9783	-7996	-11030
	<b>Depreciation Carried Forward</b>						
	Investments		0	0	0	0	0
	Fixtures, Fittings & Equipment		5382	2155	66048	73585	73982
	Buildings		0	0	78262	78262	78262
	<b>Total Depreciation Carried Forward</b>		5382	2155	144310	151847	152244
	<b>Net Assets Carried Forward</b>						
	Investments		0	0	0	0	0
	Fixtures, Fittings & Equipment		8518	0	0	8518	4989
	Buildings		0	0	410865	410865	410865
	<b>Total Net Fixed Assets Carried Forward</b>		8518	0	410865	419383	415854
	<b>Total Net Fixed Assets Carried Forward</b>		8518	0	410865	419383	415854

10b	Fixed Assets Investments	Notes	Unrestricted Funds (£)	The King's Centre (£)	All Restricted Funds (£)	Total Funds 2024 (£)	Total Funds 2023 (£)
	<b>Assets Brought Forward</b>						
	Investments		0	0	10248	10248	9317
	<b>In-Year Movement</b>						
	Investments		0	0	281	281	931
	<b>Net Assets Carried Forward</b>						
	Investments		0	0	10529	10529	10248
	<b>Total Net Fixed Assets Carried Forward</b>		0	0	10529	10529	10248

11	Governance Costs	Notes	Unrestricted Funds (£)	The King's Centre (£)	All Restricted Funds (£)	Total Funds 2024 (£)	Total Funds 2023 (£)
	Business Licenses & Permits		-	47	0	47	44
	CCPAS Fees		419	-	0	419	170
	Copyright Licences		866	0	0	866	825
	FIEC		3216	-	0	3216	5600
	FIEC Ltd		0	-	0	0	0
	Independent Financial Examiner's Fees		535	0	0	535	535
	Land Registry Fees		0	-	0	0	0
	Legal Fees		0	-	0	0	0
	Surveyor's Fees		0	-	0	0	0
	<b>Total</b>		<b>5036</b>	<b>47</b>	<b>0</b>	<b>5083</b>	<b>7174</b>

12	Gross Transfers Between Funds	Notes	Unrestricted Funds (£)	The King's Centre (£)	All Restricted Funds (£)	Total Funds 2024 (£)	Total Funds 2023 (£)
	Gross Transfers Between Funds		0	0	0	0	0
	Liabilities Discharged		0	-	0	0	0
	<b>Total</b>		<b>0</b>	<b>0</b>	<b>0</b>	<b>0</b>	<b>0</b>

13	The King's Centre	Notes	Unrestricted Funds (£)	The King's Centre (£)	All Restricted Funds (£)	Total Funds 2024 (£)	Total Funds 2023 (£)
	Petty Cash		-	20	-	20	20
	Prepayments		-	481	-	481	483
	Stock		-	7676	-	7676	8101
	Till Float		-	100	-		
	<b>Total</b>		<b>-</b>	<b>8278</b>	<b>-</b>	<b>8278</b>	<b>8704</b>

14	Debtors & Prepayments	Notes	Unrestricted Funds (£)	The King's Centre (£)	All Restricted Funds (£)	Total Funds 2024 (£)	Total Funds 2023 (£)
	HMRC Gift Aid Due		2334	-	0	2334	2795
	Accounts Receivable		-	0	0	0	0
	Accrued Interest		-	-	0	0	0
	<b>Total</b>		<b>2334</b>	<b>0</b>	<b>0</b>	<b>2334</b>	<b>2795</b>

15	Cash in the Bank/In Hand	Notes	Unrestricted Funds (£)	The King's Centre (£)	All Restricted Funds (£)	Total Funds 2024 (£)	Total Funds 2023 (£)
	Barclays Current Account		18339	-	2030	20368	10801
	CCLA Deposit Account		60000				
	TKC Barclays Account and Cash In Hand		-	11539	0	11539	13350
	<b>Total</b>		<b>78339</b>	<b>11539</b>	<b>2030</b>	<b>91907</b>	<b>69151</b>

16	Current Liabilities	Notes	Unrestricted Funds (£)	The King's Centre (£)	All Restricted Funds (£)	Total Funds 2024 (£)	Total Funds 2023 (£)
	TKC Accounts Payable		-	884	0	884	443
	Accruals		535		0	535	768
	<b>Total</b>		<b>535</b>	<b>884</b>	<b>0</b>	<b>1419</b>	<b>1211</b>

17	Movements in Funds	Notes	Unrestricted Funds (£)	The King's Centre (£)	All Restricted Funds	Total Funds (£)
	<b>Funds at 1st January 2024</b>		61167	21612	422762	505541
	Income		121058	16319	1361	138738
	Expenditure		93569	18997	9783	122348
	Liabilities Discharged			0	0	0
	<b>Funds at 31st December 2024</b>		<b>88656</b>	<b>18933</b>	<b>423143</b>	<b>530732</b>

**WANTAGE BAPTIST CHURCH**

England & Wales - Charity number 1163191

---

# Accounts

---

# **Wantage Baptist Church**

## **Annual Trustees' Report and Accounts for the Year Ending 31<sup>st</sup> December 2023**

The Charity Trustees of Wantage Baptist Church have pleasure in submitting their report and the financial statements of the Church for the year ending 31<sup>st</sup> December 2023.

### **Objectives and Activities**

The principal objective of the Church is the advancement of the Christian faith, especially by means of and in accordance with the principles of the Baptist denomination. In particular, the Church seeks to do this through meetings to provide occasions for worship, proclamation of the gospel and instruction in the Christian faith as well as outreach events and evangelism to the local Wantage community. The Church may also carry out other charitable purposes.

### **Achievements and Performance**

In 2023, we have been able to continue to share the love of Christ with the community.

We have continued our regular weekly Sunday services, including Sunday School. We have continued to see growth in regular attendance, not just on Sundays but in our other activities. We have also continued to stream services online, for the benefit of those who are unable to attend for any reason.

We have continued with weekly small group meetings ("life groups") for fellowship, prayer and bible study. Attendance at these is close to 70 people across several groups. There are also special groups for carers and for those who live alone to meet and share.

A number of events for children have been held. For younger children, these include an Easter holiday bible club and an alternative "halloween" event. These events were well attended, including by children not otherwise connected to the church. There is also a regular program of events for older children, including popular social events.

The weekly Parents and Toddlers sessions continue to attract a large number of people from outside the church.

We have continued to operate the King's Centre shop. This provides an opportunity to reach out to the wider community, or for people to make contact with us in a friendly environment, as well as providing Christian resources for sale. A weekly needlecraft group brings together a number of people, including from outside the church, and other activities are planned.

The shop also acts as a collection point and storage facility for the local Food Bank.

We have continued our support for the local Street Pastors, who use our buildings as an operating base. We also continue to make our buildings available to other local independent churches, in particular for baptisms and marriages.

We also support the local community by making our building available to a local community choir, and for use by the local secondary school for examinations.

The church has made financial gifts to other organisations involved in advancing the Christian faith, as detailed in the accounts. We also hold occasional meetings to keep in touch with the activities of these organisations.

In carrying out its activities in the year under review, the trustees have had regard to the public benefit guidance issued by the Charity Commission, and are satisfied that the activities mentioned above have all been for the public benefit.

## **Financial Review**

The Leadership views the underlying financial position of the Church as being satisfactory. It is the Church's policy to maintain unrestricted cash reserves of £10,000, corresponding to approximately two months normal expenditure. At the end of 2023 the Church held such reserves of £54,152, so there is a surplus of funds available.

The main Church building is a historic asset but no valuation has been included in the accounts because of the cost of such a valuation compared to the benefit it would deliver to advancing the Church's objectives.

## **Structure, Governance and Management**

Wantage Baptist Church is an independent church constituted as an unincorporated association governed by a constitution adopted on 19th September 2013. The church is also subject to the terms of the trust deeds under which its premises are held.

Leadership within the Church is provided by the Pastor, Elders and Deacons who are the Charity Trustees and have control and oversight of the Church. All are elected by the Church Members Meeting. The Pastor, Elders and Deacons during 2022 and at the date of this report were as follows:

*Pastor:*

Jeremy Fernandez

*Elders:*

Peter Smillie

*Deacons:*

David Hillsdon

Gillian Hutchinson

Matthew Shewring

Barrie Steers

Martin Torbet

The Elders meet monthly to consider the spiritual direction and pastoral concerns of the Church while the Elders and Deacons together meet monthly to discuss and decide upon practical aspects of the Church's day to day functioning. A Church member's meeting occurs on at least four occasions during the year.

The leadership has overall responsibility for ensuring that the charity has an appropriate system of controls, financial and otherwise. They are also responsible for keeping proper accounting records which disclose with reasonable accuracy at any time the financial position of the charity. They are also responsible for safeguarding the assets of the charity and hence for taking reasonable steps for the prevention and detection of fraud and other irregularities and to provide reasonable assurance that:

- the charity is operating efficiently and effectively;
- its assets are safeguarded against unauthorised use or disposition;

- proper records are maintained and financial information used in the charity or for publication is reliable; and
- the charity complies with relevant laws and regulations.

The internal controls are designed to provide reasonable, but not absolute, assurance against material misstatement or loss. They include:


- regular consideration by the Deacons of the financial results;
- delegation of authority and segregation of duties; and
- identification and management of risks.

The major risks as identified by the Leadership have been reviewed and systems set up to mitigate them.

### **Other Administrative Details**

- *Registered Name*                      Wantage Baptist Church
- *Alternative name*                      Wantage Baptist
- *Registered Charity No*              1163191
- *Church address*                      6 Mill Street, Wantage, Oxfordshire, OX12 9AQ
- *Property Trustees*                    The Fellowship Property Trust Ltd.
- *Bankers*                                Barclays Bank plc
- *Independent Examiner*            David Cooke and Co., Chartered Accountants  
5 Briar Close, Banbury, Oxfordshire, OX16 9DS.

Signed on behalf of the Charity Trustees:



**GILLIAN AMANDA STEEDS HUTCHINSON (DEACON/TREASURER)**

Date: 29<sup>th</sup> July 2024

## **Independent Examiner's Report to the Charity Trustees of Wantage Baptist Church on the Financial Statements for the year ending 31<sup>st</sup> December 2023**

I report on the accounts of the Church for the year ending 31 December 2023, which are set out on pages 5 to 12.

### **Respective responsibilities of trustees and independent examiner**

The Charity's trustees are responsible for the preparation of the accounts. The trustees consider that an audit is not required for this year (under section 44(2) of the Charities Act 2011 (the 2011 Act)) and that an independent examination is needed.

It is my responsibility to:

- Examine the accounts under section 145 of the 2011 Act;
- To follow the procedures laid down in the General Directions given by the Charity Commissioners under section 145 (5) (b) of the 2011 Act; and
- To state whether particular matters have come to my attention.

### **Basis of independent examiner's report**

My examination was carried out in accordance with the General Directions given by the Charity Commissioners. An examination includes a review of the accounting records kept by the charity and a comparison of the accounts presented with those records. It also includes consideration of any unusual items or disclosures in the accounts, and seeking explanations from you as trustees concerning any such matters. The procedures undertaken do not provide all the evidence that would be required in an audit, and consequently no opinion is given as to whether the accounts present a 'true and fair' view and the report is limited to those matters set out in the statement below.

### **Independent examiner's statement**

I have completed my examination. I confirm that no material matters have come to my attention in connection with the examination which give me cause to believe that, in any material respect

- the accounting records were not kept in accordance with section 130 of the Charities Act; or
- the accounts did not accord with the accounting records; or
- the accounts did not comply with the applicable requirements concerning the form and content of accounts set out in the Charities (Accounts and Reports) Regulations 2008 other than any requirement that the accounts give a 'true and fair' view which is not a matter considered as part of an independent examination.

I have no concerns and have come across no other matters in connection with the examination to which attention should be drawn in this report in order to enable a proper understanding of the accounts to be reached.



David Cooke MA(Oxon), FCA, FCIE  
David Cooke and Co. Chartered Accountants  
5 Briar Close  
Banbury, Oxfordshire  
OX16 9DS

Date: 24 September 2024

<b>Statement of Financial Activities for the Year Ending 31st December 2023</b>						
	Notes	Unrestricted Funds (£)	The King's Centre (£)	Restricted Funds (£)	Total Funds 2023 (£)	Total Funds 2022 (£)
<b>A</b>	<b>Income</b>	1				
A1	Incoming Resources from Generated Funds					
A1a	- Voluntary Income (Gift Aided)		57003	0	57003	52791
	- Gift Aid Recovered		13463	0	13463	15428
	- Voluntary Income (Not Gift Aided)		15348	30	1548	17857
A1b	- Dividends		0	0	0	0
A1c	- Interest		2225	0	2225	712
A1d	- Investments		0	0	0	0
A1e	- Rent of Premises		15438	0	15438	5766
A1f	- Sales		0	23023	0	27082
A2	Incoming Resources from Charitable Activities		0	0	0	0
A3	Other Incoming Resources		421	0	421	0
	<i>Total Incoming Resources</i>		103898	23053	1548	128499
<b>B</b>	<b>Expenditure</b>					
B1	Costs of Generating Funds	2				
B1a	- Costs of Generating Voluntary Income		0	0	0	0
B1b	- Cost of Goods Sold		0	12129	0	17603
B1c	- Investment Management Costs		0	0	0	0
B2	Charitable Activities					
B2a	- Ministry	3	44397	0	0	38557
B2b	- Mission	4	9230	0	1500	14945
B2c	- Community Support	5	0	0	0	0
B2d	- Fellowship & Outreach	6	3337	0	0	6153
B2e	- Buildings & Utilities	7	31960	6684	0	32640
B2f	- Equipment	8	1534	0	0	53
B2g	- Administration	9	1995	3909	0	5838
B2h	- Depreciation	10	1247	0	9783	10614
B3	Governance Costs	11	7130	44	0	1907
B4	Other Resources Expended		0	0	0	0
	<i>Total Resources Expended</i>		100829	22766	11283	134877
	Net Incoming Resources Before Transfers		3068	287	-9734	-6378
<b>C</b>	<b>Transfers</b>					
	Gross Transfers Between Funds		0	0	0	0
	<i>Net Incoming Resources Before Other Recognised Gains and</i>		3068	287	-9734	-6378
<b>D</b>	<b>Other Recognised Gains and Losses</b>					
D1	Gains/Losses on Revaluation of Fixed Assets		0	0	0	0
D2	Gains/Losses on Investment Assets		0	0	931	-1338
D3	Actuarial Gains/Losses on Defined Benefits Pension Schemes		0	0	0	0
	<i>Net Movement in Funds</i>		3068	287	-8803	-10013
<b>E</b>	<b>Reconciliation of Funds</b>					
E1	Funds Brought Forward		58099	21324	431565	521002
E2	Net Movement in Funds		3068	287	-8803	-10013
	<i>Total Funds Carried Forward</i>		61167	21611	422762	510988

<b>Balance Sheet as at 31st December 2023</b>						
	Notes	Unrestricted Funds (£)	The King's Centre (£)	Restricted Funds (£)	Total Funds 2023 (£)	Total Funds 2022 (£)
<b>Fixed Assets</b>						
Investments	10	0	0	10248	10248	9316
Fixtures, Fittings & Equipment	10	4989	0	0	4989	6236
Buildings	10	0	0	410865	410865	420648
<b>Total Fixed Assets</b>		4989	0	421113	426102	436201
<b>Current Assets</b>						
Petty Cash	13	0	20	0	20	20
Accounts Receivable	14	0	0			
Prepayments	14	2795	483	0	3278	3639
Stock	13	0	8101	0	8101	9206
Till Float	13	0	100	0	100	100
Cash at the Bank/In Hand	15	54152	13350	1648	69151	64434
<b>Total Current Assets</b>		56947	22054	1648	80650	77399
<b>Current Liabilities</b>	16	768	443	0	1211	2612
<b>Net Current Assets</b>		56178	21611	1648	79438	74787
<b>Total Assets Less Current Liabilities</b>		61167	21611	422762	505541	510988
<b>Long Term Liabilities</b>		0	0	0	0	0
<b>Net Assets</b>		61167	21611	422762	505541	510988
<b>Funds</b>	17	61167	21611	422762	505541	510988
Approved on behalf of the Elders and Deacons						



**GILLIAN AMANDA STEEDS HUTCHINSON (DEACON/TREASURER)**

Date: 29<sup>th</sup> JULY 2024

**Notes to the accounts for the year ended 31 December, 2023 (continued)**

1	Income	Notes	Unrestricted Funds (£)	The King's Centre (£)	Restricted Funds (£)	Total Funds 2023 (£)	Total Funds 2022 (£)
	<b>Voluntary Income (Gift Aided)</b>		57003	0	0	57003	52791
	<b>Gift Aid Recovered</b>		13463	0	0	13463	15428
	<b>Voluntary Income (Not Gift)</b>		15348	30	1548	16927	17857
	<b>Sales</b>		0	23023	0	23023	27082
	<b>Investments</b>		0	0	0	0	0
	<b>Dividends</b>		0	0	0	0	0
	<b>Interest</b>		2225	0	0	2225	712
	<b>Rent of Premises</b>		15438	0	0	15438	5766
	<b>Other Income</b>		421	0	0	421	0
	<b>Total</b>		103898	23053	1548	128499	119635

2	Costs of Generating Funds	Notes	Unrestricted Funds (£)	The King's Centre (£)	Restricted Funds (£)	Total Funds 2023 (£)	Total Funds 2022 (£)
	Advertising & Promotions		0	0	0	0	0
	Jonathan Veira Concert - Civic Hall Hire		0	-	0	0	0
	Jonathan Veira Concert - Ticket Printing		0	-	0	0	0
	Operating Expenses		0	3953	0	3953	3961
	Cost of Goods Sold		0	12129	0	12129	17603
	<b>Total</b>		0	16082	0	16082	21564

3	Charitable Activities: Ministry	Notes	Unrestricted Funds (£)	The King's Centre (£)	Restricted Funds (£)	Total Funds 2023 (£)	Total Funds 2022 (£)
	<b>Ministerial Expenses</b>						
	Pastor Net Salary		21020	0	0	21020	19594
	Pastor Income Tax		2795	0	0	2795	2312
	Pastor Employee's NIC		2897	0	0	2897	1293
	Pastor Employer's NIC		0	0	0	0	437
	Pastor Pension		3718	0	0	3718	2197
	Pastor Expenses (Mileage)		132	0	0	132	61
	Pastor Expenses (Telephone)		990	0	0	990	845
	Pastor Expenses (Other)		1091	0	0	1091	0
	Pastor Expenses (Mortgage and CT)		11104	0	0	11104	11478
	Visiting Speakers' Gifts		650	0	0	650	340
	<b>Total</b>		44397	0	0	44397	38557

4	Charitable Activities: Mission	Notes	Unrestricted Funds (£)	The King's Centre (£)	Restricted Funds (£)	Total Funds 2023 (£)	Total Funds 2022 (£)
	Africa Inland Mission		1220	-	0	1220	1200
	Be Space		460	-	0	460	1440
	Bible Society		800			800	
	Jim Harries		250			250	
	London City Mission		0	-	0	0	1000
	Misc		300			300	
	Open Doors		1100			1100	
	Pilgrim Homes		940	-	0	940	420
	ROPE		0	-	0	0	0
	Spurgeons		0	-	0	0	500
	Street Pastors		0	-	0	0	0
	Tearfund - General Support		260	-	0	260	865
	Ukraine Christian Ministries - General Support		3900	-	1500	5400	9520
						0	
	<b>Total</b>		<b>9230</b>	<b>0</b>	<b>1500</b>	<b>10730</b>	<b>14945</b>

5	Charitable Activities: Community Support	Notes	Unrestricted Funds (£)	The King's Centre (£)	Restricted Funds (£)	Total Funds 2023 (£)	Total Funds 2022 (£)
	Fellowship Gifts		0	-	0	0	0
	<b>Total</b>		<b>0</b>	<b>0</b>	<b>0</b>	<b>0</b>	<b>0</b>

6	Charitable Activities: Fellowship & Outreach	Notes	Unrestricted Funds (£)	The King's Centre (£)	Restricted Funds (£)	Total Funds 2023 (£)	Total Funds 2022 (£)
	Books		0	-	0	0	0
	Catering		1218	-	0	1218	1466
	CAP		0	-	0	0	0
	Church Weekend		0	-	0	0	0
	Crèche/Toddlers		0	-	0	0	0
	Dickensian Evening		51	-	0	51	0
	Engage/Youth		0	-	0	0	0
	Evangelism		223			223	
	Fellowship Gifts		0	-	0	0	500
	Happy Acorns		0	-	0	0	0
	Holiday Club		109	-	0	109	151
	Hot Topics		0	-	0	0	0
	Ladies' Group		139	-	0	139	0
	Light Party		62	-	0	62	451
	Men's Group		-23	-	0	-23	0
	Miscellaneous Expenses		146	-	0	146	1020
	Pastoral Care		12	-	0	12	0
	Sandbanks Visit		880	-	0	880	0
	Schools' Evangelism		0	-	0	0	0
	Social Events		26	-	0	26	2547
	Sunday School		494	-	0	494	17
	Training		0	-	0	0	0
						0	
	<b>Total</b>		<b>3337</b>	<b>0</b>	<b>0</b>	<b>3337</b>	<b>6153</b>

7	Charitable Activities: Buildings & Utilities	Notes	Unrestricted Funds (£)	The King's Centre (£)	All Restricted Funds (£)	Total Funds 2023 (£)	Total Funds 2022 (£)
	<b>Church</b>						
	Buildings		0	-	0	0	0
	Electricity		6545	-	0	6545	1978
	Fixtures, Fittings & Equipment		0	-	0	0	0
	Gas		1829	-	0	1829	1930
	Insurance		3484	-	0	3484	3113
	Maintenance		15226	-	0	15226	9087
	Miscellaneous Items		0	-	0	0	0
	Telephone		0	-	0	0	0
	Water		592	-	0	592	337
	<b>Church Total</b>		<b>27677</b>	<b>0</b>	<b>0</b>	<b>27677</b>	<b>16446</b>
	<b>Manse</b>						
	Buildings		0	-	0	0	0
	Council Tax		891	-	0	891	690
	Fixtures, Fittings & Equipment		0	-	0	0	0
	Insurance		363	-	0	363	360
	Maintenance		1997	-	0	1997	10143
	<b>Manse Total</b>		<b>3251</b>	<b>0</b>	<b>0</b>	<b>3251</b>	<b>11193</b>
	<b>Cemetery</b>						
	Maintenance		894	-	0	894	629
	<b>Cemetery Total</b>		<b>894</b>	<b>0</b>	<b>0</b>	<b>894</b>	<b>629</b>
	<b>The King's Centre</b>						
	Buildings		137	-	0	137	198
	Electricity		-	3842	0	3842	786
	Gas		-	-	0	0	0
	Insurance		-	795	0	795	983
	Maintenance		-	0	0	0	600
	Rent (Service charge)		-	1244	0	1244	1105
	Telephone		-	454	0	454	504
	Water		-	348	0	348	196
	<b>King's Centre Total</b>		<b>137</b>	<b>6684</b>	<b>0</b>	<b>6821</b>	<b>4372</b>
	<b>Total</b>		<b>31960</b>	<b>6684</b>	<b>0</b>	<b>38644</b>	<b>32640</b>

8	Charitable Activities: Equipment	Notes	Unrestricted Funds (£)	The King's Centre (£)	All Restricted Funds (£)	Total Funds 2023 (£)	Total Funds 2022 (£)
	Computers		888	0	0	888	0
	Fire Extinguisher Purchase		0	0	0	0	0
	Kitchen Equipment		265	0	0	265	33
	Public Address (PA) Equipment		381	0	0	381	0
	Miscellaneous		0	0	0	0	20
	Projector, Display Screen		0	0	0	0	0
	<b>Total</b>		<b>1534</b>	<b>0</b>	<b>0</b>	<b>1534</b>	<b>53</b>

9	Charitable Activities: Administration	Notes	Unrestricted Funds (£)	The King's Centre (£)	All Restricted Funds (£)	Total Funds 2023 (£)	Total Funds 2022 (£)
	Bank Charges		50	333	0	382	419
	Fees		1316	3120	0	4436	2832
	Office Expenses		0	456	0	456	790
	Postage & Packing		0	0	0	0	0
	Printing		599	0	0	599	1677
	Stationery		31	0	0	31	120
	<b>Total</b>		<b>1995</b>	<b>3909</b>	<b>0</b>	<b>5904</b>	<b>5838</b>

10	Fixed Assets	Notes	Unrestricted Funds (£)	The King's Centre (£)	All Restricted Funds (£)	Total Funds 2023 (£)	Total Funds 2022 (£)
	<b>Assets Brought Forward</b>						
	Investments		0	0	0	0	0
	Fixtures, Fittings & Equipment		10768	2155	66048	78971	76060
	Buildings		0	0	489127	489127	489127
	<b>Total Assets Brought Forward</b>		10768	2155	555175	568098	565187
	<b>Depreciation Brought Forward</b>						
	Investments		0	0	0	0	0
	Fixtures, Fittings & Equipment		4532	2155	66048	72735	71903
	Buildings		0	0	68479	68479	58697
	<b>Total Depreciation Brought Forward</b>		4532	2155	134527	141214	130600
	<b>Total Net Fixed Assets Brought Forward</b>		6236	0	420648	426884	434587
	<b>In-Year Costs</b>						
	Investments		0	0	0	0	0
	Fixtures, Fittings & Equipment		0	0	0	0	2911
	Buildings		0	0	0	0	0
	<b>Total Costs in Year</b>		0	0	0	0	2911
	<b>In-Year Depreciation</b>						
	Investments		0	0	0	0	0
	Fixtures, Fittings & Equipment		1247	0	0	1247	831
	Buildings		0	0	9783	9783	9783
	<b>Total Depreciation In Year</b>		1247	0	9783	11030	10614
	<b>Net In-Year Movement in Funds</b>		-1247	0	-9783	-11030	-7703
	<b>Depreciation Carried Forward</b>						
	Investments		0	0	0	0	0
	Fixtures, Fittings & Equipment		5779	2155	66048	73982	72735
	Buildings		0	0	78262	78262	68479
	<b>Total Depreciation Carried Forward</b>		5779	2155	144310	152244	141214
	<b>Net Assets Carried Forward</b>						
	Investments		0	0	0	0	0
	Fixtures, Fittings & Equipment		4989	0	0	4989	6236
	Buildings		0	0	410865	410865	420648
	<b>Total Net Fixed Assets Carried Forward</b>		4989	0	410865	415854	426884
	<b>Total Net Fixed Assets Carried Forward</b>		4989	0	410865	415854	426884

10b	Fixed Assets Investments	Notes	Unrestricted Funds (£)	The King's Centre (£)	All Restricted Funds (£)	Total Funds 2023 (£)	Total Funds 2022 (£)
	<b>Assets Brought Forward</b>						
	Investments		0	0	9317	9317	10655
	<b>In-Year Movement</b>						
	Investments		0	0	931	931	-1338
	<b>Net Assets Carried Forward</b>						
	Investments		0	0	10248	10248	9317
	<b>Total Net Fixed Assets Carried Forward</b>		0	0	10248	10248	9317

11	Governance Costs	Notes	Unrestricted Funds (£)	The King's Centre (£)	All Restricted Funds (£)	Total Funds 2023 (£)	Total Funds 2022 (£)
	Business Licenses & Permits		-	44	0	44	41
	CCPAS Fees		170	-	0	170	290
	Copyright Licences		825	0	0	825	766
	FIEC		5600	-	0	5600	240
	FIEC Ltd		0	-	0	0	0
	Independent Financial Examiner's Fees		535	0	0	535	570
	Land Registry Fees		0	-	0	0	0
	Legal Fees		0	-	0	0	0
	Surveyor's Fees		0	-	0	0	0
	<b>Total</b>		<b>7130</b>	<b>44</b>	<b>0</b>	<b>7174</b>	<b>1907</b>

12	Gross Transfers Between Funds	Notes	Unrestricted Funds (£)	The King's Centre (£)	All Restricted Funds (£)	Total Funds 2023 (£)	Total Funds 2022 (£)
	Gross Transfers Between Funds		0	0	0	0	0
	Liabilities Discharged		0	-	0	0	0
	<b>Total</b>		<b>0</b>	<b>0</b>	<b>0</b>	<b>0</b>	<b>0</b>

13	The King's Centre	Notes	Unrestricted Funds (£)	The King's Centre (£)	All Restricted Funds (£)	Total Funds 2023 (£)	Total Funds 2022 (£)
	Petty Cash		-	20	-	20	20
	Prepayments		-	483	-	483	456
	Stock		-	8101	-	8101	9206
	Till Float		-	100	-	-	-
	<b>Total</b>		<b>-</b>	<b>8704</b>	<b>-</b>	<b>8704</b>	<b>9782</b>

14	Debtors & Prepayments	Notes	Unrestricted Funds (£)	The King's Centre (£)	All Restricted Funds (£)	Total Funds 2023 (£)	Total Funds 2022 (£)
	HMRC Gift Aid Due		2795	-	0	2795	3183
	Accounts Receivable		-	0	0	0	0
	Accrued Interest		-	-	0	0	0
	<b>Total</b>		<b>2795</b>	<b>0</b>	<b>0</b>	<b>2795</b>	<b>3183</b>

15	Cash in the Bank/In Hand	Notes	Unrestricted Funds (£)	The King's Centre (£)	All Restricted Funds (£)	Total Funds 2023 (£)	Total Funds 2022 (£)
	Barclays Current Account		9152	-	1648	10801	5815
	CCLA Deposit Account		45000				
	TKC Barclays Account and Cash In Hand		-	13350	0	13350	13619
	<b>Total</b>		<b>54152</b>	<b>13350</b>	<b>1648</b>	<b>69151</b>	<b>64434</b>

16	Current Liabilities	Notes	Unrestricted Funds (£)	The King's Centre (£)	All Restricted Funds (£)	Total Funds 2023 (£)	Total Funds 2022 (£)
	TKC Accounts Payable		-	443	0	443	2077
	Accruals		768		0	768	535
	<b>Total</b>		<b>768</b>	<b>443</b>	<b>0</b>	<b>1211</b>	<b>2612</b>

17	Movements in Funds	Notes	Unrestricted Funds (£)	The King's Centre (£)	All Restricted Funds	Total Funds (£)
	<b>Funds at 1st January 2023</b>		58099	21324	431565	510988
	Income		103898	23053	2479	129430
	Expenditure		100829	22766	11283	134877
	Liabilities Discharged			0	0	0
	<b>Funds at 31st December 2023</b>		<b>61167</b>	<b>21611</b>	<b>422762</b>	<b>505540</b>

**WANTAGE BAPTIST CHURCH**

England & Wales - Charity number 1163191

---

# Accounts

---

# **Wantage Baptist Church**

## **Annual Trustees' Report and Accounts for the Year Ending 31<sup>st</sup> December 2022**

The Charity Trustees of Wantage Baptist Church have pleasure in submitting their report and the financial statements of the Church for the year ending 31<sup>st</sup> December 2022

### **Objectives and Activities**

The principal objective of the Church is the advancement of the Christian faith, especially by means of and in accordance with the principles of the Baptist denomination. In particular, the Church seeks to do this through meetings to provide occasions for worship, proclamation of the gospel and instruction in the Christian faith as well as outreach events and evangelism to the local Wantage community. The Church may also carry out other charitable purposes.

### **Achievements and Performance**

In 2022, we have been able to continue to share the love of Christ with the community.

We have continued our regular weekly Sunday services, including Sunday School. We have seen many new people join us on a regular basis, with eight people becoming members. We have also continued to stream services online, for the benefit of those who are unable to attend for any reason.

We have continued with weekly small group meetings ("life groups") for fellowship, prayer and bible study. Attendance at these has also grown with close to 70 people across 6 groups.

A number of events for children have been held. For younger children, these include an Easter holiday bible club and an alternative "halloween" event. These events were well attended, including by children not otherwise connected to the church. There is also a regular program of events for older children, including popular social events.

The weekly Parents and Toddlers sessions continue to attract a large number of people from outside the church.

We have continued to operate the King's Centre shop. This provides an opportunity to reach out to the wider community, or for people to make contact with us in a friendly environment, as well as providing Christian resources for sale. The shop also acts as a collection point and storage facility for the local Food Bank.

We have continued our support for the local Street Pastors, who use our buildings as an operating base. We also continue to make our buildings available to other local independent churches, in particular for baptisms and marriages.

We also support the local community by making our building available to a local community choir, and for use by the local secondary school for examinations.

The church has made financial gifts to other organisations involved in advancing the Christian faith, as detailed in the accounts.

In carrying out its activities in the year under review, the trustees have had regard to the public benefit guidance issued by the Charity Commission, and are satisfied that the activities mentioned above have all been for the public benefit.

## Financial Review

The Leadership views the underlying financial position of the Church as being satisfactory. It is the Church's policy to maintain unrestricted cash reserves of £10,000, corresponding to approximately two months normal expenditure. At the end of 2022 the Church held such reserves of £49,214, so there is a surplus of funds available.

The main Church building is a historic asset but no valuation has been included in the accounts because of the cost of such a valuation compared to the benefit it would deliver to advancing the Church's objectives.

## Structure, Governance and Management

Wantage Baptist Church is an independent church constituted as an unincorporated association governed by a constitution adopted on 19th September 2013. The church is also subject to the terms of the trust deeds under which its premises are held.

Leadership within the Church is provided by the Pastor, Elders and Deacons who are the Charity Trustees and have control and oversight of the Church. All are elected by the Church Members Meeting. The Pastor, Elders and Deacons during 2022 and at the date of this report were as follows:

*Pastor:*

Jeremy Fernandez

*Elders:*

Peter Smillie (from 23 November 2022)

*Deacons:*

David Hillsdon

Gillian Hutchinson

Matthew Shewring (from 23 November 2022)

Barrie Steers

Martin Torbet

The Elders meet monthly to consider the spiritual direction and pastoral concerns of the Church while the Elders and Deacons together meet monthly to discuss and decide upon practical aspects of the Church's day to day functioning. A Church member's meeting occurs on at least four occasions during the year.

The leadership has overall responsibility for ensuring that the charity has an appropriate system of controls, financial and otherwise. They are also responsible for keeping proper accounting records which disclose with reasonable accuracy at any time the financial position of the charity. They are also responsible for safeguarding the assets of the charity and hence for taking reasonable steps for the prevention and detection of fraud and other irregularities and to provide reasonable assurance that:

- the charity is operating efficiently and effectively;
- its assets are safeguarded against unauthorised use or disposition;
- proper records are maintained and financial information used in the charity or for publication is reliable; and
- the charity complies with relevant laws and regulations.

The internal controls are designed to provide reasonable, but not absolute, assurance against material misstatement or loss. They include:


- regular consideration by the Deacons of the financial results;
- delegation of authority and segregation of duties; and
- identification and management of risks.

The major risks as identified by the Leadership have been reviewed and systems set up to mitigate them.

### **Other Administrative Details**

- *Registered Name* Wantage Baptist Church
- *Alternative name* Wantage Baptist
- *Registered Charity No* 1163191
- *Church address* 6 Mill Street, Wantage, Oxfordshire, OX12 9AQ
- *Property Trustees* The Fellowship Property Trust Ltd.
- *Bankers* Barclays Bank plc
- *Independent Examiner* David Cooke and Co., Chartered Accountants  
5 Briar Close, Banbury, Oxfordshire, OX16 9DS.

Signed on behalf of the Charity Trustees:



**GILLIAN AMANDA STEEDS HUTCHINSON** Date: 25<sup>TH</sup> OCTOBER 2023

## **Independent Examiner's Report to the Charity Trustees of Wantage Baptist Church on the Financial Statements for the year ending 31<sup>st</sup> December 2022**

I report on the accounts of the Church for the year ending 31 December 2022, which are set out on pages 5 to 12.

### **Respective responsibilities of trustees and independent examiner**

The Charity's trustees are responsible for the preparation of the accounts. The trustees consider that an audit is not required for this year (under section 44(2) of the Charities Act 2011 (the 2011 Act)) and that an independent examination is needed.

It is my responsibility to:

- Examine the accounts under section 145 of the 2011 Act;
- To follow the procedures laid down in the General Directions given by the Charity Commissioners under section 145 (5) (b) of the 2011 Act; and
- To state whether particular matters have come to my attention.

### **Basis of independent examiner's report**

My examination was carried out in accordance with the General Directions given by the Charity Commissioners. An examination includes a review of the accounting records kept by the charity and a comparison of the accounts presented with those records. It also includes consideration of any unusual items or disclosures in the accounts, and seeking explanations from you as trustees concerning any such matters. The procedures undertaken do not provide all the evidence that would be required in an audit, and consequently no opinion is given as to whether the accounts present a 'true and fair' view and the report is limited to those matters set out in the statement below.

### **Independent examiner's statement**

I have completed my examination. I confirm that no material matters have come to my attention in connection with the examination which give me cause to believe that, in any material respect

- the accounting records were not kept in accordance with section 130 of the Charities Act; or
- the accounts did not accord with the accounting records; or
- the accounts did not comply with the applicable requirements concerning the form and content of accounts set out in the Charities (Accounts and Reports) Regulations 2008 other than any requirement that the accounts give a 'true and fair' view which is not a matter considered as part of an independent examination.

I have no concerns and have come across no other matters in connection with the examination to which attention should be drawn in this report in order to enable a proper understanding of the accounts to be reached.



David Cooke MA(Oxon), FCA, FCIE  
David Cooke and Co. Chartered Accountants  
5 Briar Close  
Banbury, Oxfordshire  
OX16 9DS

Date: 16 November 2023

<b>Statement of Financial Activities for the Year Ending 31st December 2022</b>						
	Notes	Unrestricted Funds (£)	The King's Centre (£)	Restricted Funds (£)	Total Funds 2022 (£)	Total Funds 2021 (£)
<b>A</b>	<b>Income</b>	1				
A1	Incoming Resources from Generated Funds					
A1a	- Voluntary Income (Gift Aided)		52791	0	0	52791
	- Gift Aid Recovered		15428	0	0	15428
	- Voluntary Income (Not Gift Aided)		11843	0	6014	17857
A1b	- Dividends		0	0	0	0
A1c	- Interest		712	0	0	712
A1d	- Investments		0	0	0	0
A1e	- Rent of Premises		5766	0	0	5766
A1f	- Sales		0	27082	0	27082
A2	Incoming Resources from Charitable Activities		0	0	0	0
A3	Other Incoming Resources		0	0	0	49
	<i>Total Incoming Resources</i>		86539	27082	6014	119635
<b>B</b>	<b>Expenditure</b>					
B1	Costs of Generating Funds	2				
B1a	- Costs of Generating Voluntary Income		0	0	0	0
B1b	- Cost of Goods Sold		0	17603	0	17603
B1c	- Investment Management Costs		0	0	0	0
B2	Charitable Activities					
B2a	- Ministry	3	38557	0	0	38557
B2b	- Mission	4	9511	0	5434	14945
B2c	- Community Support	5	0	0	0	0
B2d	- Fellowship & Outreach	6	6153	0	0	6153
B2e	- Buildings & Utilities	7	28465	4174	0	32640
B2f	- Equipment	8	53	0	0	53
B2g	- Administration	9	1919	3919	0	5838
B2h	- Depreciation	10	831	0	9783	10614
B3	Governance Costs	11	1866	41	0	1907
B4	Other Resources Expended		0	0	0	0
	<i>Total Resources Expended</i>		87355	25738	15216	128310
	Net Incoming Resources Before Transfers		-817	1344	-9202	-8675
<b>C</b>	<b>Transfers</b>					
	Gross Transfers Between Funds		0	0	0	0
	<i>Net Incoming Resources Before Other Recognised Gains and</i>		-817	1344	-9202	-8675
<b>D</b>	<b>Other Recognised Gains and Losses</b>					
D1	Gains/Losses on Revaluation of Fixed Assets		0	0	0	0
D2	Gains/Losses on Investment Assets		0	0	-1338	-1338
D3	Actuarial Gains/Losses on Defined Benefits Pension Schemes		0	0	0	0
	<i>Net Movement in Funds</i>		-817	1344	-10540	-10013
<b>E</b>	<b>Reconciliation of Funds</b>					
E1	Funds Brought Forward		58915	19981	442105	521002
E2	Net Movement in Funds		-817	1344	-10540	-10013
	<i>Total Funds Carried Forward</i>		58099	21324	431565	510988

<b>Balance Sheet as at 31st December 2022</b>						
	Notes	Unrestricted Funds (£)	The King's Centre (£)	Restricted Funds (£)	Total Funds 2022 (£)	Total Funds 2021 (£)
<b>Fixed Assets</b>						
Investments	10	0	0	9316	9316	10655
Fixtures, Fittings & Equipment	10	6236	0	0	6236	4157
Buildings	10	0	0	420648	420648	430430
<b>Total Fixed Assets</b>		<b>6236</b>	<b>0</b>	<b>429964</b>	<b>436201</b>	<b>445242</b>
<b>Current Assets</b>						
Petty Cash	13	0	20	0	20	20
Accounts Receivable	14	0	0			
Prepayments	14	3183	456	0	3639	2303
Stock	13	0	9206	0	9206	12732
Till Float	13	0	100	0	100	100
Cash at the Bank/In Hand	15	49214	13619	1601	64434	62672
<b>Total Current Assets</b>		<b>52397</b>	<b>23401</b>	<b>1601</b>	<b>77399</b>	<b>77936</b>
<b>Current Liabilities</b>	16	535	2077	0	2612	2176
<b>Net Current Assets</b>		<b>51862</b>	<b>21324</b>	<b>1601</b>	<b>74787</b>	<b>75760</b>
<b>Total Assets Less Current Liabilities</b>		<b>58099</b>	<b>21324</b>	<b>431565</b>	<b>510988</b>	<b>521002</b>
<b>Long Term Liabilities</b>		0	0	0	0	0
<b>Net Assets</b>		<b>58099</b>	<b>21324</b>	<b>431565</b>	<b>510988</b>	<b>521002</b>
<b>Funds</b>	17	<b>58099</b>	<b>21324</b>	<b>431565</b>	<b>510988</b>	<b>521002</b>

Approved on behalf of the Charity Trustees:



**GILLIAN AMANDA STEEDS HUTCHINSON (DEACON/TREASURER)**

Date: 25<sup>TH</sup> OCTOBER 2023

**Notes to the accounts for the year ended 31 December, 2022 (continued)**

<b>1</b>	<b>Income</b>	<b>Notes</b>	<b>Unrestricted Funds (£)</b>	<b>The King's Centre (£)</b>	<b>Restricted Funds (£)</b>	<b>Total Funds 2022 (£)</b>	<b>Total Funds 2021 (£)</b>
	Voluntary Income (Gift Aided)		52791	0	0	52791	52190
	Gift Aid Recovered		15428	0	0	15428	11841
	Voluntary Income (Not Gift)		11843	0	6014	17857	8412
	Sales		0	27082	0	27082	32394
	Investments		0	0	0	0	0
	Dividends		0	0	0	0	0
	Interest		712	0	0	712	292
	Rent of Premises		5766	0	0	5766	388
	Other Income		0	0	0	0	49
	<b>Total</b>		<b>86539</b>	<b>27082</b>	<b>6014</b>	<b>119635</b>	<b>105566</b>

<b>2</b>	<b>Costs of Generating Funds</b>	<b>Notes</b>	<b>Unrestricted Funds (£)</b>	<b>The King's Centre (£)</b>	<b>Restricted Funds (£)</b>	<b>Total Funds 2022 (£)</b>	<b>Total Funds 2021 (£)</b>
	Operating Expenses		0	3961	0	3961	6657
	Cost of Goods Sold		0	17603	0	17603	21104
	<b>Total</b>		<b>0</b>	<b>21564</b>	<b>0</b>	<b>21564</b>	<b>27761</b>

<b>3</b>	<b>Charitable Activities: Ministry</b>	<b>Notes</b>	<b>Unrestricted Funds (£)</b>	<b>The King's Centre (£)</b>	<b>Restricted Funds (£)</b>	<b>Total Funds 2022 (£)</b>	<b>Total Funds 2021 (£)</b>
	Ministerial Expenses						
	Pastor Net Salary		19594	0	0	19594	19108
	Pastor Income Tax		2312	0	0	2312	2319
	Pastor Employee's NIC		1293	0	0	1293	1753
	Pastor Employer's NIC		437	0	0	437	0
	Pastor Pension		2197	0	0	2197	1690
	Pastor Expenses (Mileage)		61	0	0	61	0
	Pastor Expenses (Telephone)		845	0	0	845	768
	Pastor Expenses (Other)		0	0	0	0	916
	Pastor Expenses (Mortgage and CT)		11478	0	0	11478	11102
	Visiting Speakers' Gifts		340	0	0	340	260
	<b>Total</b>		<b>38557</b>	<b>0</b>	<b>0</b>	<b>38557</b>	<b>37916</b>

4	Charitable Activities: Mission	Notes	Unrestricted Funds (£)	The King's Centre (£)	Restricted Funds (£)	Total Funds 2022 (£)	Total Funds 2021 (£)
	Africa Inland Mission		1200	-	0	1200	1050
	Be Space		1440	-	0	1440	1440
	London City Mission		271	-	729	1000	1050
	Pilgrim Homes		420	-	0	420	420
	ROPE		0	-	0	0	1000
	Spurgeons		0	-	500	500	0
	Street Pastors		0	-	0	0	0
	Tearfund - General Support		780	-	85	865	780
	Ukraine Christian Ministries - General Support		5400	-	4120	9520	3600
	<b>Total</b>		<b>9511</b>	<b>0</b>	<b>5434</b>	<b>14945</b>	<b>9340</b>

5	Charitable Activities: Community Support	Notes	Unrestricted Funds (£)	The King's Centre (£)	Restricted Funds (£)	Total Funds 2022 (£)	Total Funds 2021 (£)
	Fellowship Gifts		0	-	0	0	1974
	<b>Total</b>		<b>0</b>	<b>0</b>	<b>0</b>	<b>0</b>	<b>1974</b>

6	Charitable Activities: Fellowship & Outreach	Notes	Unrestricted Funds (£)	The King's Centre (£)	Restricted Funds (£)	Total Funds 2022 (£)	Total Funds 2021 (£)
	Books		0	-	0	0	0
	Catering		1466	-	0	1466	0
	CAP		0	-	0	0	0
	Church Weekend		0	-	0	0	0
	Crèche/Toddlers		0	-	0	0	0
	Dickensian Evening		0	-	0	0	0
	Engage/Youth		0	-	0	0	76
	Fellowship Gifts		500	-	0	500	47
	Happy Acorns		0	-	0	0	0
	Holiday Club		151	-	0	151	0
	Hot Topics		0	-	0	0	0
	Ladies' Group		0	-	0	0	0
	Light Party		451	-	0	451	96
	Men's Group		0	-	0	0	71
	Miscellaneous Expenses		1020	-	0	1020	413
	Pastoral Care		0	-	0	0	0
	Sandbanks Visit		0	-	0	0	0
	Schools' Evangelism		0	-	0	0	0
	Social Events		2547	-	0	2547	587
	Sunday School		17	-	0	17	0
	Training		0	-	0	0	0
	<b>Total</b>		<b>6153</b>	<b>0</b>	<b>0</b>	<b>6153</b>	<b>1290</b>

7	Charitable Activities: Buildings & Utilities	Notes	Unrestricted Funds (£)	The King's Centre (£)	All Restricted Funds (£)	Total Funds 2022 (£)	Total Funds 2021 (£)
	<b>Church</b>						
	Buildings		0	-	0	0	0
	Electricity		1978	-	0	1978	1162
	Fixtures, Fittings & Equipment		0	-	0	0	0
	Gas		1930	-	0	1930	1665
	Insurance		3113	-	0	3113	3593
	Maintenance		9087	-	0	9087	5046
	Miscellaneous Items		0	-	0	0	88
	Telephone		0	-	0	0	0
	Water		337	-	0	337	-148
	<b>Church Total</b>		<b>16446</b>	<b>0</b>	<b>0</b>	<b>16446</b>	<b>11404</b>
	<b>Manse</b>						
	Buildings		0	-	0	0	0
	Council Tax		690	-	0	690	0
	Fixtures, Fittings & Equipment		0	-	0	0	0
	Insurance		360	-	0	360	328
	Maintenance		10143	-	0	10143	0
	<b>Manse Total</b>		<b>11193</b>	<b>0</b>	<b>0</b>	<b>11193</b>	<b>328</b>
	<b>Cemetery</b>						
	Maintenance		629	-	0	629	0
	<b>Cemetery Total</b>		<b>629</b>	<b>0</b>	<b>0</b>	<b>629</b>	<b>0</b>
	<b>The King's Centre</b>						
	Buildings		198	-	0	198	0
	Electricity		-	786	0	786	1329
	Gas		-	-	0	0	0
	Insurance		-	983	0	983	516
	Maintenance		-	600	0	600	0
	Rent (Service charge)		-	1105	0	1105	1105
	Telephone		-	504	0	504	250
	Water		-	196	0	196	-1
	<b>King's Centre Total</b>		<b>198</b>	<b>4174</b>	<b>0</b>	<b>4372</b>	<b>3198</b>
	<b>Total</b>		<b>28465</b>	<b>4174</b>	<b>0</b>	<b>32640</b>	<b>14930</b>

8	Charitable Activities: Equipment	Notes	Unrestricted Funds (£)	The King's Centre (£)	All Restricted Funds (£)	Total Funds 2022 (£)	Total Funds 2021 (£)
	Computers		0	0	0	0	0
	Fire Extinguisher Purchase		0	0	0	0	0
	Kitchen Equipment		33	0	0	33	0
	Public Address (PA) Equipment		0	0	0	0	0
	Miscellaneous		20	0	0	20	226
	Projector, Display Screen		0	0	0	0	492
	<b>Total</b>		<b>53</b>	<b>0</b>	<b>0</b>	<b>53</b>	<b>718</b>

9	Charitable Activities: Administration	Notes	Unrestricted Funds (£)	The King's Centre (£)	All Restricted Funds (£)	Total Funds 2022 (£)	Total Funds 2021 (£)
	Bank Charges		50	369	0	419	494
	Fees		72	2760	0	2832	2760
	Office Expenses		0	790	0	790	408
	Postage & Packing		0	0	0	0	0
	Printing		1677	0	0	1677	1383
	Stationery		120	0	0	120	45
	<b>Total</b>		<b>1919</b>	<b>3919</b>	<b>0</b>	<b>5838</b>	<b>5090</b>

10	Fixed Assets	Notes	Unrestricted Funds (£)	The King's Centre (£)	All Restricted Funds (£)	Total Funds 2022 (£)	Total Funds 2021 (£)
	<b>Assets Brought Forward</b>						
	Investments		0	0	0	0	0
	Fixtures, Fittings & Equipment		7857	2155	66048	76060	72835
	Buildings		0	0	489127	489127	489127
	<b>Total Assets Brought Forward</b>		<b>7857</b>	<b>2155</b>	<b>555175</b>	<b>565187</b>	<b>561962</b>
	<b>Depreciation Brought Forward</b>						
	Investments		0	0	0	0	0
	Fixtures, Fittings & Equipment		3700	2155	66048	71903	71670
	Buildings		0	0	58697	58697	48914
	<b>Total Depreciation Brought Forward</b>		<b>3700</b>	<b>2155</b>	<b>124745</b>	<b>130600</b>	<b>120585</b>
	<b>Total Net Fixed Assets Brought Forward</b>		<b>4157</b>	<b>0</b>	<b>430430</b>	<b>434587</b>	<b>441378</b>
	<b>In-Year Costs</b>						
	Investments		0	0	0	0	0
	Fixtures, Fittings & Equipment		2911	0	0	2911	3225
	Buildings		0	0	0	0	0
	<b>Total Costs in Year</b>		<b>2911</b>	<b>0</b>	<b>0</b>	<b>2911</b>	<b>3225</b>
	<b>In-Year Depreciation</b>						
	Investments		0	0	0	0	0
	Fixtures, Fittings & Equipment		831	0	0	831	233
	Buildings		0	0	9783	9783	9783
	<b>Total Depreciation In Year</b>		<b>831</b>	<b>0</b>	<b>9783</b>	<b>10614</b>	<b>10015</b>
	<b>Net In-Year Movement in Funds</b>		<b>2080</b>	<b>0</b>	<b>-9783</b>	<b>-7703</b>	<b>-6790</b>
	<b>Depreciation Carried Forward</b>						
	Investments		0	0	0	0	0
	Fixtures, Fittings & Equipment		4532	2155	66048	72735	71903
	Buildings		0	0	68479	68479	58697
	<b>Total Depreciation Carried Forward</b>		<b>4532</b>	<b>2155</b>	<b>134527</b>	<b>141214</b>	<b>130600</b>
	<b>Net Assets Carried Forward</b>						
	Investments		0	0	0	0	0
	Fixtures, Fittings & Equipment		6236	0	0	6236	4157
	Buildings		0	0	420648	420648	430430
	<b>Total Net Fixed Assets Carried Forward</b>		<b>6236</b>	<b>0</b>	<b>420648</b>	<b>426884</b>	<b>434587</b>
	<b>Total Net Fixed Assets Carried Forward</b>		<b>6236</b>	<b>0</b>	<b>420648</b>	<b>426884</b>	<b>434587</b>

10b	Fixed Assets Investments	Notes	Unrestricted Funds (£)	The King's Centre (£)	All Restricted Funds (£)	Total Funds 2022 (£)	Total Funds 2021 (£)
	<b>Assets Brought Forward</b>						
	Investments		0	0	10655	10655	8835
	<b>In-Year Movement</b>						
	Investments		0	0	-1338	-1338	1820
	<b>Net Assets Carried Forward</b>						
	Investments		0	0	9317	9317	10655
	<b>Total Net Fixed Assets Carried Forward</b>		<b>0</b>	<b>0</b>	<b>9317</b>	<b>9317</b>	<b>10655</b>

11	Governance Costs	Notes	Unrestricted Funds (£)	The King's Centre (£)	All Restricted Funds (£)	Total Funds 2022 (£)	Total Funds 2021 (£)
	Business Licenses & Permits		-	41	0	41	40
	CCPAS Fees		290	-	0	290	239
	Copyright Licences		766	0	0	766	731
	FIEC		240	-	0	240	5500
	FIEC Ltd		0	-	0	0	0
	Independent Financial Examiner's Fees		570	0	0	570	550
	Land Registry Fees		0	-	0	0	0
	Legal Fees		0	-	0	0	0
	Surveyor's Fees		0	-	0	0	0
	<b>Total</b>		<b>1866</b>	<b>41</b>	<b>0</b>	<b>1907</b>	<b>7060</b>

12	Gross Transfers Between Funds	Notes	Unrestricted Funds (£)	The King's Centre (£)	All Restricted Funds (£)	Total Funds 2022 (£)	Total Funds 2021 (£)
	Gross Transfers Between Funds		0	0	0	0	0
	Liabilities Discharged		0	-	0	0	0
	<b>Total</b>		<b>0</b>	<b>0</b>	<b>0</b>	<b>0</b>	<b>0</b>

13	The King's Centre	Notes	Unrestricted Funds (£)	The King's Centre (£)	All Restricted Funds (£)	Total Funds 2022 (£)	Total Funds 2021 (£)
	Petty Cash		-	20	-	20	20
	Prepayments		-	456	-	456	433
	Stock		-	9206	-	9206	12732
	Till Float		-	100	-		
	<b>Total</b>		<b>-</b>	<b>9782</b>	<b>-</b>	<b>9782</b>	<b>13286</b>

14	Debtors & Prepayments	Notes	Unrestricted Funds (£)	The King's Centre (£)	All Restricted Funds (£)	Total Funds 2022 (£)	Total Funds 2021 (£)
	HMRC Gift Aid Due		3183	-	0	3183	1870
	Accounts Receivable		-	0	0	0	108
	Accrued Interest		-	-	0	0	0
	<b>Total</b>		<b>3183</b>	<b>0</b>	<b>0</b>	<b>3183</b>	<b>1978</b>

15	Cash in the Bank/In Hand	Notes	Unrestricted Funds (£)	The King's Centre (£)	All Restricted Funds (£)	Total Funds 2022 (£)	Total Funds 2021 (£)
	Barclays Current Account		4214	-	1601	5815	9409
	CCLA Deposit Account		45000				
	TKC Barclays Account and Cash In Hand		-	13619	0	13619	8263
	<b>Total</b>		<b>49214</b>	<b>13619</b>	<b>1601</b>	<b>64434</b>	<b>62672</b>

16	Current Liabilities	Notes	Unrestricted Funds (£)	The King's Centre (£)	All Restricted Funds (£)	Total Funds 2022 (£)	Total Funds 2021 (£)
	TKC Accounts Payable		-	2077	0	2077	1676
	Accruals		535		0	535	500
	<b>Total</b>		<b>535</b>	<b>2077</b>	<b>0</b>	<b>2612</b>	<b>2176</b>

17	Movements in Funds	Notes	Unrestricted Funds (£)	The King's Centre (£)	All Restricted Funds	Total Funds (£)
	<b>Funds at 1st January 2022</b>		58915	19981	442105	521002
	Income		86539	27082	4676	118297
	Expenditure		87355	25738	15216	128310
	Liabilities Discharged			0	0	0
	<b>Funds at 31st December 2022</b>		<b>58099</b>	<b>21324</b>	<b>431565</b>	<b>510988</b>

**WANTAGE BAPTIST CHURCH**

England & Wales - Charity number 1163191

---

# Accounts

---

# **Wantage Baptist Church**

## **Annual Trustees' Report and Accounts for the Year Ending 31<sup>st</sup> December 2021**

The Charity Trustees of Wantage Baptist Church have pleasure in submitting their report and the financial statements of the Church for the year ending 31<sup>st</sup> December 2020

### **Objectives and Activities**

The principal objective of the Church is the advancement of the Christian faith, especially by means of and in accordance with the principles of the Baptist denomination. In particular, the Church seeks to do this through meetings to provide occasions for worship, proclamation of the gospel and instruction in the Christian faith as well as outreach events and evangelism to the local Wantage community. The Church may also carry out other charitable purposes.

### **Achievements and Performance**

In 2021, we have been able to continue to share the love of Christ with the community, gradually returning to more normal activities as the Covid pandemic eased.

During the first half of the year, Covid restrictions limited what we could do. Nevertheless, online activities including Sunday services, bible study and prayer group sessions, and meetings for children, youth and ladies were able to continue. These continued to attract most pre-pandemic attenders, as well as a significant number of new people. We were also able to maintain contact with, and provide support to, people who would normally be involved in our activities but who were unable to make use of online facilities. After Easter, in-person events were gradually able to start including Sunday services (for limited numbers) and outdoor events.

By the autumn we were largely able to resume our normal regular weekly activities including Sunday services, Sunday School, bible study and prayer group sessions and Women's Fellowship. We are also continuing to stream services online, as a service to those who are unable to attend for any reason. The weekly Parents and Toddlers sessions also restarted, which again attracted many people from outside the church.

We have continued to operate the King's Centre shop except when prevented by Covid regulations. This provides Christian resources for sale as well as providing an opportunity to reach out to the wider community, or for people to make contact with us in a friendly environment. Many such contacts have been reported. The shop also acts as a collection point and storage facility for the local Food Bank.

We have continued our support for the local Street Pastors, who use our buildings as an operating base. Our buildings are also available to other local independent churches, in particular for baptisms and marriages.

We also support the local community by making our building available to a local community choir (once Covid restrictions were eased), for use by the local secondary school for examinations, and for the local elections.

The church has made financial gifts to other organisations involved in advancing the Christian faith, as detailed in the accounts.

In carrying out its activities in the year under review, the trustees have had regard to the public benefit guidance issued by the Charity Commission, and are satisfied that the activities mentioned above have all been for the public benefit.

## **Financial Review**

The Leadership views the underlying financial position of the Church as being satisfactory. It is the Church's policy to maintain unrestricted cash reserves of £10,000, corresponding to approximately two months normal expenditure. At the end of 2021 the Church held such reserves of £53,388, so there is a surplus of funds available.

The main Church building is a historic asset but no valuation has been included in the accounts because of the cost of such a valuation compared to the benefit it would deliver to advancing the Church's objectives.

## **Structure, Governance and Management**

Wantage Baptist Church is an independent church constituted as an unincorporated association governed by a constitution adopted on 19th September 2013. The church is also subject to the terms of the trust deeds under which its premises are held.

Leadership within the Church is provided by the Pastor, Elders and Deacons who are the Charity Trustees and have control and oversight of the Church. All are elected by the Church Members Meeting. The Pastor, Elders and Deacons during 2021 and at the date of this report were as follows:

*Pastor:*

Jeremy Fernandez

*Elders:*

None.

*Deacons:*

David Hillsdon

Gillian Hutchinson

Barrie Steers

Martin Torbet

The Pastor, Elders and Deacons meet monthly to consider the spiritual direction and pastoral concerns of, the Church and to discuss and decide upon practical aspects of the Church's day to day functioning. A Church Members Meeting occurs on at least four occasions during the year. All these meetings were able to take place during the pandemic as online meetings.

The leadership has overall responsibility for ensuring that the charity has an appropriate system of controls, financial and otherwise. They are also responsible for keeping proper accounting records which disclose with reasonable accuracy at any time the financial position of the charity. They are also responsible for safeguarding the assets of the charity and hence for taking reasonable steps for the prevention and detection of fraud and other irregularities and to provide reasonable assurance that:

- the charity is operating efficiently and effectively;
- its assets are safeguarded against unauthorised use or disposition;
- proper records are maintained and financial information used in the charity or for publication is reliable; and
- the charity complies with relevant laws and regulations.

The internal controls are designed to provide reasonable, but not absolute, assurance against material misstatement or loss. They include:


- regular consideration by the Deacons of the financial results;
- delegation of authority and segregation of duties; and
- identification and management of risks.

The major risks as identified by the Leadership have been reviewed and systems set up to mitigate them.

### **Other Administrative Details**

- *Registered Name*                      Wantage Baptist Church
- *Alternative name*                      Wantage Baptist
- *Registered Charity No*              1163191
- *Church address*                      6 Mill Street, Wantage, Oxfordshire, OX12 9AQ
- *Property Trustees*                    The Fellowship Property Trust Ltd.
- *Bankers*                                 Barclays Bank plc
- *Independent Examiner*             David Cooke and Co., Chartered Accountants  
5 Briar Close, Banbury, Oxfordshire, OX16 9DS.

Signed on behalf of the Charity Trustees:



**GILLIAN AMANDA STEEDS HUTCHINSON**  
**2022**

**DATE: 16<sup>TH</sup> OCTOBER**

## **Independent Examiner's Report to the Charity Trustees of Wantage Baptist Church on the Financial Statements for the year ending 31<sup>st</sup> December 2021**

I report on the accounts of the Church for the year ending 31 December 2021, which are set out on pages 5 to 12.

### **Respective responsibilities of trustees and independent examiner**

The Charity's trustees are responsible for the preparation of the accounts. The trustees consider that an audit is not required for this year (under section 44(2) of the Charities Act 2011 (the 2011 Act)) and that an independent examination is needed.

It is my responsibility to:

- Examine the accounts under section 145 of the 2011 Act;
- To follow the procedures laid down in the General Directions given by the Charity Commissioners under section 145 (5) (b) of the 2011 Act; and
- To state whether particular matters have come to my attention.

### **Basis of independent examiner's report**

My examination was carried out in accordance with the General Directions given by the Charity Commissioners. An examination includes a review of the accounting records kept by the charity and a comparison of the accounts presented with those records. It also includes consideration of any unusual items or disclosures in the accounts, and seeking explanations from you as trustees concerning any such matters. The procedures undertaken do not provide all the evidence that would be required in an audit, and consequently no opinion is given as to whether the accounts present a 'true and fair' view and the report is limited to those matters set out in the statement below.

### **Independent examiner's statement**

I have completed my examination. I confirm that no material matters have come to my attention in connection with the examination which give me cause to believe that, in any material respect

- the accounting records were not kept in accordance with section 130 of the Charities Act; or
- the accounts did not accord with the accounting records; or
- the accounts did not comply with the applicable requirements concerning the form and content of accounts set out in the Charities (Accounts and Reports) Regulations 2008 other than any requirement that the accounts give a 'true and fair' view which is not a matter considered as part of an independent examination.

I have no concerns and have come across no other matters in connection with the examination to which attention should be drawn in this report in order to enable a proper understanding of the accounts to be reached.



David Cooke MA(Oxon), FCA, FCIE  
David Cooke and Co. Chartered Accountants  
5 Briar Close  
Banbury, Oxfordshire  
OX16 9DS

Date: 8 November 2022

<b>Statement of Financial Activities for the Year Ending 31st December 2021</b>						
	Notes	Unrestricted Funds (£)	The King's Centre (£)	Restricted Funds (£)	Total Funds 2021 (£)	Total Funds 2020 (£)
<b>A</b>	<b>Income</b>	1				
A1	Incoming Resources from Generated Funds					
A1a	- Voluntary Income (Gift Aided)		52,190.00	0.00	0.00	51,140.00
	- Gift Aid Recovered		11,840.75	0.00	0.00	13,933.75
	- Voluntary Income (Not Gift Aided)		7,798.53	0.00	613.11	11,386.16
A1b	- Dividends		0.00	0.00	0.00	0.00
A1c	- Interest		292.02	0.00	0.00	374.97
A1d	- Investments		0.00	0.00	1,820.17	0.00
A1e	- Rent of Premises		388.00	0.00	0.00	96.25
A1f	- Sales		0.00	32,394.03	0.00	15,515.94
A2	Incoming Resources from Charitable Activities		0.00	0.00	0.00	0.00
A3	Other Incoming Resources		49.26	0.00	0.00	847.50
	<i>Total Incoming Resources</i>		72,558.56	32,394.03	2,433.28	93,294.57
<b>B</b>	<b>Expenditure</b>					
B1	Costs of Generating Funds	2				
B1a	- Costs of Generating Voluntary Income		0.00	0.00	0.00	5,624.74
B1b	- Cost of Goods Sold		0.00	21,104.21	0.00	10,105.30
B1c	- Investment Management Costs		0.00	0.00	0.00	0.00
B2	Charitable Activities					
B2a	- Ministry	3	37,916.26	0.00	0.00	37,523.54
B2b	- Mission	4	8,290.00	0.00	1,050.00	9,040.00
B2c	- Community Support	5	0.00	0.00	0.00	1,974.00
B2d	- Fellowship & Outreach	6	1,290.29	0.00	0.00	3,542.83
B2e	- Buildings & Utilities	7	11,732.43	3,197.88	0.00	18,055.29
B2f	- Equipment	8	717.96	0.00	0.00	242.26
B2g	- Administration	9	1,670.36	3,419.68	0.00	3,755.07
B2h	- Depreciation	10	232.92	0.00	9,782.54	9,545.96
B3	Governance Costs	11	7,019.83	39.72	0.00	4,421.83
B4	Other Resources Expended		0.00	0.00	0.00	0.00
	<i>Total Resources Expended</i>		68,870.05	27,761.49	10,832.54	103,830.82
	Net Incoming Resources Before Transfers		3,688.51	4,632.54	-8,399.26	-8,399.26
<b>C</b>	<b>Transfers</b>					
	Gross Transfers Between Funds		0.00	0.00	0.00	0.00
	<i>Net Incoming Resources Before Other Recognised Gains and</i>		3,688.51	4,632.54	-8,399.26	-8,399.26
<b>D</b>	<b>Other Recognised Gains and Losses</b>					
D1	Gains/Losses on Revaluation of Fixed Assets		0.00	0.00	0.00	0.00
D2	Gains/Losses on Investment Assets		0.00	0.00	0.00	527.73
D3	Actuarial Gains/Losses on Defined Benefits Pension Schemes		0.00	0.00	0.00	-10,008.52
	<i>Net Movement in Funds</i>		3,688.51	4,632.54	-8,399.26	-23,291.52
<b>E</b>	<b>Reconciliation of Funds</b>					
E1	Funds Brought Forward		55,226.77	15,348.25	450,505.26	549,811.27
E2	Net Movement in Funds		3,688.51	4,632.54	-8,399.26	-23,291.52
	<i>Total Funds Carried Forward</i>		58,915.28	19,980.79	442,106.00	526,519.75

<b>Balance Sheet as at 31st December 2021</b>						
	Notes	Unrestricted Funds (£)	The King's Centre (£)	Restricted Funds (£)	Total Funds 2021 (£)	Total Funds 2020 (£)
<b>Fixed Assets</b>						
Investments	10	0	0	10,655	10,655	8,835
Fixtures, Fittings & Equipment	10	4,157	0	0	4,157	1,164
Buildings	10	0	0	430,430	430,430	440,213
<b>Total Fixed Assets</b>		<b>4,157</b>	<b>0</b>	<b>441,086</b>	<b>445,242</b>	<b>450,212</b>
<b>Current Assets</b>						
Petty Cash	13	0	20	0	20	20
Accounts Receivable	14	0	108			
Prepayments	14	1,870	433	0	2,303	3,251
Stock	13	0	12,732	0	12,732	9,046
Till Float	13	0	100	0	100	100
Cash at the Bank/In Hand	15	53,389	8,263	1,020	62,672	59,630
<b>Total Current Assets</b>		<b>55,259</b>	<b>21,657</b>	<b>1,020</b>	<b>77,936</b>	<b>72,048</b>
<b>Current Liabilities</b>	16	500	1,676	0	2,176	1,180
<b>Net Current Assets</b>		<b>54,759</b>	<b>19,981</b>	<b>1,020</b>	<b>75,760</b>	<b>70,868</b>
<b>Total Assets Less Current Liabilities</b>		<b>58,915</b>	<b>19,981</b>	<b>442,106</b>	<b>521,002</b>	<b>521,608</b>
<b>Long Term Liabilities</b>		<b>0</b>	<b>0</b>	<b>0</b>	<b>0</b>	<b>0</b>
<b>Net Assets</b>		<b>58,915</b>	<b>19,981</b>	<b>442,106</b>	<b>521,002</b>	<b>521,080</b>
<b>Funds</b>	17	<b>58,915</b>	<b>19,981</b>	<b>442,105</b>	<b>521,002</b>	<b>521,080</b>
Approved on behalf of the Elders and Deacons						

Approved on behalf of the Charity Trustees:



**GILLIAN AMANDA STEEDS HUTCHINSON (DEACON/TREASURER)**

Date: 16<sup>TH</sup> OCTOBER 2022

**Notes to the accounts for the year ended 31 December, 2021**

1	Income	Notes	Unrestricted Funds (£)	The King's Centre (£)	Restricted Funds (£)	Total Funds 2021 (£)	Total Funds 2020 (£)
	Voluntary Income (Gift Aided)		52,190.00	0.00	0.00	52,190.00	51,140.00
	Gift Aid Recovered		11,840.75	0.00	0.00	11,840.75	13,933.75
	Voluntary Income (Not Gift Aided)		7,798.53	0.00	613.11	8,411.64	11,386.16
	Sales		0.00	32,394.03	0.00	32,394.03	15,515.94
	Investments		0.00	0.00	0.00	0.00	0.00
	Dividends		0.00	0.00	0.00	0.00	0.00
	Interest		292.02	0.00	0.00	292.02	374.97
	Rent of Premises		388.00	0.00	0.00	388.00	96.25
	Other Income		49.26	0.00	0.00	49.26	847.50
	<b>Total</b>		<b>72,558.56</b>	<b>32,394.03</b>	<b>613.11</b>	<b>105,565.70</b>	<b>93,294.57</b>

2	Costs of Generating Funds	Notes	Unrestricted Funds (£)	The King's Centre (£)	Restricted Funds (£)	Total Funds 2021 (£)	Total Funds 2020 (£)
	Advertising & Promotions		0.00	0.00	0.00	0.00	0.00
	Jonathan Veira Concert - Civic Hall Hire		0.00	-	0.00	0.00	0.00
	Jonathan Veira Concert - Ticket Printing		0.00	-	0.00	0.00	0.00
	Operating Expenses		0.00	6,657.28	0.00	6,657.28	5,624.74
	Cost of Goods Sold		0.00	21,104.21	0.00	21,104.21	10,105.30
	<b>Total</b>		<b>0.00</b>	<b>27,761.49</b>	<b>0.00</b>	<b>27,761.49</b>	<b>15,730.04</b>

3	Charitable Activities: Ministry	Notes	Unrestricted Funds (£)	The King's Centre (£)	Restricted Funds (£)	Total Funds 2021 (£)	Total Funds 2020 (£)
	Ministerial Expenses						
	Pastor Net Salary		19,107.96	0.00	0.00	19,107.96	19,065.88
	Pastor Income Tax		2,319.00	0.00	0.00	2,319.00	1,744.40
	Pastor Employee's NIC		1,752.72	0.00	0.00	1,752.72	1,649.88
	Pastor Employer's NIC		0.00	0.00	0.00	0.00	0.00
	Pastor Pension		1,690.08	0.00	0.00	1,690.08	1,690.08
	Pastor Expenses (Mileage)		0.00	0.00	0.00	0.00	136.80
	Pastor Expenses (Telephone)		768.09	0.00	0.00	768.09	783.95
	Pastor Expenses (Other)		916.00	0.00	0.00	916.00	12,352.55
	Pastor Expenses (Mortgage and CT)		11,102.41	0.00	0.00	11,102.41	0.00
	Visiting Speakers' Gifts		260.00	0.00	0.00	260.00	100.00
	<b>Total</b>		<b>37,916.26</b>	<b>0.00</b>	<b>0.00</b>	<b>37,916.26</b>	<b>37,523.54</b>

**Notes to the accounts for the year ended 31 December, 2021 (continued)**

<b>4</b>	<b>Charitable Activities: Mission</b>	<b>Notes</b>	<b>Unrestricted Funds (£)</b>	<b>The King's Centre (£)</b>	<b>Restricted Funds (£)</b>	<b>Total Funds 2021 (£)</b>	<b>Total Funds 2020 (£)</b>
	Africa Inland Mission		1,050.00	-	0.00	1,050.00	600.00
	Be Space		1,440.00	-	0.00	1,440.00	1,440.00
	London City Mission		0.00	-	1,050.00	1,050.00	0.00
	Pilgrim Homes		420.00	-	0.00	420.00	420.00
	ROPE		1,000.00	-	0.00	1,000.00	600.00
	Spurgeons		0.00	-	0.00	0.00	600.00
	Street Pastors		0.00	-	0.00	0.00	0.00
	Tearfund - General Support		780.00	-	0.00	780.00	780.00
	Ukraine Christian Ministries - General Support		3,600.00	-	0.00	3,600.00	4,600.00
	<b>Total</b>		<b>8,290.00</b>	<b>0.00</b>	<b>1,050.00</b>	<b>9,340.00</b>	<b>9,040.00</b>

<b>5</b>	<b>Charitable Activities: Community Support</b>	<b>Notes</b>	<b>Unrestricted Funds (£)</b>	<b>The King's Centre (£)</b>	<b>Restricted Funds (£)</b>	<b>Total Funds 2021 (£)</b>	<b>Total Funds 2020 (£)</b>
	Fellowship Gifts		0.00	-	0.00	0.00	1,974.00
	<b>Total</b>		<b>0.00</b>	<b>0.00</b>	<b>0.00</b>	<b>0.00</b>	<b>1,974.00</b>

<b>6</b>	<b>Charitable Activities: Fellowship &amp; Outreach</b>	<b>Notes</b>	<b>Unrestricted Funds (£)</b>	<b>The King's Centre (£)</b>	<b>Restricted Funds (£)</b>	<b>Total Funds 2021 (£)</b>	<b>Total Funds 2020 (£)</b>
	Books		0.00	-	0.00	0.00	334.96
	Catering		0.00	-	0.00	0.00	72.57
	Dickensian Evening		0.00	-	0.00	0.00	0.00
	Engage/Youth		76.01	-	0.00	76.01	145.37
	Fellowship Gifts		47.00	-	0.00	47.00	100.00
	Happy Acorns		0.00	-	0.00	0.00	0.00
	Holiday Club		0.00	-	0.00	0.00	307.73
	Hot Topics		0.00	-	0.00	0.00	0.00
	Ladies' Group		0.00	-	0.00	0.00	0.00
	Light Party		96.46	-	0.00	96.46	0.00
	Men's Group		71.07	-	0.00	71.07	0.00
	Miscellaneous Expenses		412.85	-	0.00	412.85	1,557.99
	Pastoral Care		0.00	-	0.00	0.00	0.00
	Sandbanks Visit		0.00	-	0.00	0.00	717.27
	Social Events		586.90	-	0.00	586.90	0.00
	Sunday School		0.00	-	0.00	0.00	306.94
	Training		0.00	-	0.00	0.00	0.00
	<b>Total</b>		<b>1,290.29</b>	<b>0.00</b>	<b>0.00</b>	<b>1,290.29</b>	<b>3,542.83</b>

Notes the accounts for the year ended 31 December, 2021 (continued)

7	Charitable Activities: Buildings & Utilities	Notes	Unrestricted Funds (£)	The King's Centre (£)	All Restricted Funds (£)	Total Funds 2021 (£)	Total Funds 2020 (£)
	<b>Church</b>						
	Buildings		0.00	-	0.00	0.00	0.00
	Electricity		1,161.52	-	0.00	1,161.52	1,893.78
	Fixtures, Fittings & Equipment		0.00	-	0.00	0.00	0.00
	Gas		1,665.04	-	0.00	1,665.04	1,295.08
	Insurance		3,592.93	-	0.00	3,592.93	3,491.97
	Maintenance		5,045.62	-	0.00	5,045.62	7,187.59
	Miscellaneous Items		87.54	-	0.00	87.54	0.00
	Telephone		0.00	-	0.00	0.00	142.38
	Water		-148.38	-	0.00	-148.38	460.06
	<b>Church Total</b>		<b>11,404.27</b>	<b>0.00</b>	<b>0.00</b>	<b>11,404.27</b>	<b>14,470.86</b>
	<b>Manse</b>						
	Buildings		0.00	-	0.00	0.00	0.00
	Council Tax		0.00	-	0.00	0.00	271.00
	Fixtures, Fittings & Equipment		0.00	-	0.00	0.00	0.00
	Insurance		328.16	-	0.00	328.16	368.36
	Maintenance		0.00	-	0.00	0.00	0.00
	<b>Manse Total</b>		<b>328.16</b>	<b>0.00</b>	<b>0.00</b>	<b>328.16</b>	<b>639.36</b>
	<b>Cemetery</b>						
	Maintenance		0.00	-	0.00	0.00	0.00
	<b>Cemetery Total</b>		<b>0.00</b>	<b>0.00</b>	<b>0.00</b>	<b>0.00</b>	<b>0.00</b>
	<b>The King's Centre</b>						
	Buildings		0.00	-	0.00	0.00	147.76
	Electricity		-	1,328.74	0.00	1,328.74	550.40
	Gas		-	-	0.00	0.00	0.00
	Insurance		-	516.08	0.00	516.08	576.20
	Maintenance		-	0.00	0.00	0.00	0.00
	Rent (Service charge)		-	1,104.80	0.00	1,104.80	1,104.80
	Telephone		-	249.54	0.00	249.54	269.33
	Water		-	-1.28	0.00	-1.28	296.58
	<b>King's Centre Total</b>		<b>0.00</b>	<b>3,197.88</b>	<b>0.00</b>	<b>3,197.88</b>	<b>2,945.07</b>
	<b>Total</b>		<b>11,732.43</b>	<b>3,197.88</b>	<b>0.00</b>	<b>14,930.31</b>	<b>18,055.29</b>

8	Charitable Activities: Equipment	Notes	Unrestricted Funds (£)	The King's Centre (£)	All Restricted Funds (£)	Total Funds 2021 (£)	Total Funds 2020 (£)
	Computers		0.00	0.00	0.00	0.00	0.00
	Fire Extinguisher Purchase		0.00	0.00	0.00	0.00	0.00
	Kitchen Equipment		0.00	0.00	0.00	0.00	0.00
	Public Address (PA) Equipment		0.00	0.00	0.00	0.00	0.00
	Miscellaneous		226.00	0.00	0.00	226.00	80.98
	Projector, Display Screen		491.96	0.00	0.00	491.96	161.28
	<b>Total</b>		<b>717.96</b>	<b>0.00</b>	<b>0.00</b>	<b>717.96</b>	<b>242.26</b>

Notes the accounts for the year ended 31 December, 2021 (continued)

9	Charitable Activities: Administration	Notes	Unrestricted Funds (£)	The King's Centre (£)	All Restricted Funds (£)	Total Funds 2021 (£)	Total Funds 2020 (£)
	Bank Charges		49.92	443.82	0.00	493.74	231.50
	Fees		0.00	2,760.00	0.00	2,760.00	2,390.96
	Office Expenses		192.00	215.86	0.00	407.86	723.40
	Postage & Packing		0.00	0.00	0.00	0.00	6.95
	Printing		1,383.44	0.00	0.00	1,383.44	324.60
	Stationery		45.00	0.00	0.00	45.00	77.66
	<b>Total</b>		<b>1,670.36</b>	<b>3,419.68</b>	<b>0.00</b>	<b>5,090.04</b>	<b>3,755.07</b>

10a	Fixed Assets	Notes	Unrestricted Funds (£)	The King's Centre (£)	All Restricted Funds (£)	Total Funds 2021 (£)	Total Funds 2020 (£)
	<b>Assets Brought Forward</b>						
	Investments		0.00	0.00	0.00	0.00	8,835.27
	Fixtures, Fittings & Equipment		4,632.00	2,155.00	66,048.00	72,835.00	72,835.00
	Buildings		0.00	0.00	489,127.00	489,127.00	489,127.00
	<b>Total Assets Brought Forward</b>		<b>4,632.00</b>	<b>2,155.00</b>	<b>555,175.00</b>	<b>561,962.00</b>	<b>570,797.27</b>
	<b>Depreciation Brought Forward</b>						
	Investments		0.00	0.00	0.00	0.00	0.00
	Fixtures, Fittings & Equipment		3,467.42	2,155.00	66,048.00	71,670.42	71,379.27
	Buildings		0.00	0.00	48,914.08	48,914.08	39,131.54
	<b>Total Depreciation Brought Forward</b>		<b>3,467.42</b>	<b>2,155.00</b>	<b>114,962.08</b>	<b>120,584.50</b>	<b>110,510.81</b>
	<b>Total Net Fixed Assets Brought Forward</b>		<b>1,164.58</b>	<b>0.00</b>	<b>440,212.92</b>	<b>441,377.50</b>	<b>460,286.46</b>
	<b>In-Year Costs</b>						
	Investments		0.00	0.00	0.00	0.00	0.00
	Fixtures, Fittings & Equipment		3,224.98	0.00	0.00	3,224.98	0.00
	Buildings		0.00	0.00	0.00	0.00	0.00
	<b>Total Costs in Year</b>		<b>3,224.98</b>	<b>0.00</b>	<b>0.00</b>	<b>3,224.98</b>	<b>0.00</b>
	<b>In-Year Depreciation</b>						
	Investments		0.00	0.00	0.00	0.00	0.00
	Fixtures, Fittings & Equipment		232.92	0.00	0.00	232.92	291.15
	Buildings		0.00	0.00	9,782.54	9,782.54	9,782.54
	<b>Total Depreciation In Year</b>		<b>232.92</b>	<b>0.00</b>	<b>9,782.54</b>	<b>10,015.46</b>	<b>9,545.96</b>
	<b>Net In-Year Movement in Funds</b>		<b>2,992.06</b>	<b>0.00</b>	<b>-9,782.54</b>	<b>-6,790.48</b>	<b>-10,074.00</b>
	<b>Depreciation Carried Forward</b>						
	Investments		0.00	0.00	0.00	0.00	0.00
	Fixtures, Fittings & Equipment		3,700.34	2,155.00	66,048.00	71,903.34	71,670.42
	Buildings		0.00	0.00	58,696.62	58,696.62	48,914.08
	<b>Total Depreciation Carried Forward</b>		<b>3,700.34</b>	<b>2,155.00</b>	<b>124,744.62</b>	<b>130,599.96</b>	<b>120,056.77</b>
	<b>Net Assets Carried Forward</b>						
	Investments		0.00	0.00	0.00	0.00	8,835.00
	Fixtures, Fittings & Equipment		4,156.64	0.00	0.00	4,156.64	1,164.58
	Buildings		0.00	0.00	430,430.38	430,430.38	440,212.92
	<b>Total Net Fixed Assets Carried Forward</b>		<b>4,156.64</b>	<b>0.00</b>	<b>430,430.38</b>	<b>434,587.02</b>	<b>450,740.50</b>
	<b>Total Net Fixed Assets Carried Forward</b>		<b>4,156.64</b>	<b>0.00</b>	<b>430,430.38</b>	<b>434,587.02</b>	<b>450,740.50</b>

**Notes the accounts for the year ended 31 December, 2021 (continued)**

10b	Fixed Assets Investments	Notes	Unrestricted Funds (£)	The King's Centre (£)	All Restricted Funds (£)	Total Funds 2021 (£)	Total Funds 2020 (£)
	<b>Assets Brought Forward</b>						
	Investments		0.00	0.00	8,835.27	8,835.27	8,835.27
	<b>In-Year Movement</b>						
	Investments		0.00	0.00	1,820.17	1,820.17	0.00
	<b>Net Assets Carried Forward</b>						
	Investments		0.00	0.00	10,655.44	10,655.44	8,835.27
	<b>Total Net Fixed Assets Carried Forward</b>		0.00	0.00	10,655.44	10,655.44	8,835.27

11	Governance Costs	Notes	Unrestricted Funds (£)	The King's Centre (£)	All Restricted Funds (£)	Total Funds 2021 (£)	Total Funds 2020 (£)
	Business Licenses & Permits		-	39.72	0.00	39.72	39.40
	CCPAS Fees		239.25	-	0.00	239.25	132.25
	Copyright Licences		730.58	0.00	0.00	730.58	630.18
	FIEC		5,500.00	-	0.00	5,500.00	2,740.00
	FIEC Ltd		0.00	-	0.00	0.00	0.00
	Independent Financial Examiner's Fees		550.00	0.00	0.00	550.00	460.00
	Land Registry Fees		0.00	-	0.00	0.00	0.00
	Legal Fees		0.00	-	0.00	0.00	420.00
	Surveyor's Fees		0.00	-	0.00	0.00	0.00
	<b>Total</b>		7,019.83	39.72	0.00	7,059.55	4,421.83

12	Gross Transfers Between Fu	Notes	Unrestricted Funds (£)	The King's Centre (£)	All Restricted Funds (£)	Total Funds 2021 (£)	Total Funds 2020 (£)
	Gross Transfers Between Funds		0.00	0.00	0.00	0.00	0.00
	Liabilities Discharged		0.00	-	0.00	0.00	0.00
	<b>Total</b>		0.00	0.00	0.00	0.00	0.00

13	The King's Centre	Notes	Unrestricted Funds (£)	The King's Centre (£)	All Restricted Funds (£)	Total Funds 2021 (£)	Total Funds 2020 (£)
	Petty Cash		-	20.00	-	20.00	20.00
	Prepayments		-	433.48	-	433.48	674.28
	Stock		-	12,732.23	-	12,732.23	9,046.37
	Till Float		-	100.00	-	100.00	100.00
	<b>Total</b>		-	13,285.71	-	13,285.71	9,840.65

**Notes the accounts for the year ended 31 December, 2021 (continued)**

<b>14 Debtors &amp; Prepayments</b>	Notes	Unrestricted Funds (£)	The King's Centre (£)	All Restricted Funds (£)	Total Funds 2021 (£)	Total Funds 2020 (£)
HMRC Gift Aid Due		1,870.00	-	0.00	1,870.00	2,577.00
Accounts Receivable		-	108.00	0.00	108.00	0.00
Accrued Interest			-	0.00	0.00	0.00
<b>Total</b>		<b>1,870.00</b>	<b>108.00</b>	<b>0.00</b>	<b>1,978.00</b>	<b>2,577.00</b>

<b>15 Cash in the Bank/In Hand</b>	Notes	Unrestricted Funds (£)	The King's Centre (£)	All Restricted Funds (£)	Total Funds 2021 (£)	Total Funds 2020 (£)
Barclays Current Account		8,388.64	-	1,020.18	9,408.82	8,392.26
CCLA Deposit Account		45,000.00				45,000.00
TKC Barclays Account and Cash In Hand		-	8,263.06	0.00	8,263.06	6,237.70
<b>Total</b>		<b>53,388.64</b>	<b>8,263.06</b>	<b>1,020.18</b>	<b>62,671.88</b>	<b>59,629.96</b>

<b>16 Current Liabilities</b>	Notes	Unrestricted Funds (£)	The King's Centre (£)	All Restricted Funds (£)	Total Funds 2021 (£)	Total Funds 2020 (£)
TKC Accounts Payable		-	1,675.98	0.00	1,675.98	730.10
Accruals		500.00		0.00	500.00	450.00
<b>Total</b>		<b>500.00</b>	<b>1,675.98</b>	<b>0.00</b>	<b>2,175.98</b>	<b>1,180.10</b>

<b>17 Movements in Funds</b>	Notes	Unrestricted Funds (£)	The King's Centre (£)	All Restricted Funds	Total Funds (£)
<b>Funds at 1st January 2021</b>		55,226.77	15,348.25	450,505.26	521,080.28
Income		72,558.56	32,394.03	2,433.28	107,385.87
Expenditure		68,870.05	27,761.49	10,832.54	107,464.08
Liabilities Discharged			0.00	0.00	0.00
<b>Funds at 31st December 2021</b>		<b>58,915.28</b>	<b>19,980.79</b>	<b>442,105.43</b>	<b>521,001.50</b>

**WANTAGE BAPTIST CHURCH**

England & Wales - Charity number 1163191

---

# Accounts

---

# Wantage Baptist Church

## Annual Trustees' Report and Accounts for the Year Ending 31<sup>st</sup> December 2020

The Charity Trustees of Wantage Baptist Church have pleasure in submitting their report and the financial statements of the Church for the year ending 31<sup>st</sup> December 2020

### Objectives and Activities

The principal objective of the Church is the advancement of the Christian faith, especially by means of and in accordance with the principles of the Baptist denomination. In particular, the Church seeks to do this through meetings to provide occasions for worship, proclamation of the gospel and instruction in the Christian faith as well as outreach events and evangelism to the local Wantage community. The Church may also carry out other charitable purposes.

### Achievements and Performance

In 2020, we have been able to continue to share the love of Christ with the community, despite the limitations imposed by the Covid pandemic.

During the first part of the year, we continued our regular weekly activities including Sunday services, Sunday School, bible study and prayer group sessions and Women's Fellowship. The weekly Parents and Toddlers sessions continued to attract a large number of people from outside the church.

After the pandemic started, we were able to continue weekly Sunday services (including specific provision for young people) and bible study and prayer group sessions online. These attracted most existing attenders, as well as some new people. We were also able to maintain contact with, and provide support, to people who would normally be involved in our activities but who were unable to make use of online facilities. Towards the end of the year, we were able to provide hybrid Sunday services (with limited numbers attending in person, and others participating online). Some other occasional online activities were also held, especially for children and young adults.

We have continued to operate the King's Centre shop except when prevented by Covid regulations. This provides Christian resources for sale and acts as a collection point for the local Food Bank,. Prior to the pandemic, it also provided a place where people could meet for company or a rest or to ask about our faith. Part of the building is also used by the food bank for storage, and we made sure that this service could continue even while the shop was closed.

We have continued our support for the local Street Pastors, who use our buildings as an operating base.

We continue to make our buildings available to other local independent churches, in particular for baptisms and marriages. We also support the local community by making our building available to a local community choir and for use by the local secondary school for examinations. Of course, all these activities were largely curtailed by the pandemic for most of the year.

The church has made financial gifts to other organisations involved in advancing the Christian faith, as detailed in the accounts.

In carrying out its activities in the year under review, the trustees have had regard to the public benefit guidance issued by the Charity Commission, and are satisfied that the activities mentioned above have all been for the public benefit.

## Financial Review

The Leadership views the underlying financial position of the Church as being satisfactory.

It is the Church's policy to maintain unrestricted cash reserves of £10,000, corresponding to approximately two months normal expenditure. At the end of 2020 the Church held such reserves of £51,935, so there is a surplus of funds available.

The main Church building is a historic asset but no valuation has been included in the accounts because of the cost of such a valuation compared to the benefit it would deliver to advancing the Church's objectives.

## Structure, Governance and Management

Wantage Baptist Church is an independent church constituted as an unincorporated association governed by a constitution adopted on 19th September 2013. The church is also subject to the terms of the trust deeds under which its premises are held.

Leadership within the Church is provided by the Pastor, Elders and Deacons who are the Charity Trustees and have control and oversight of the Church. All are elected by the Church Members Meeting. The Pastor, Elders and Deacons during 2020 and at the date of this report were as follows:

### *Pastor:*

Jeremy Fernandez

### *Elders:*

Roger Frith (to 7th April)

### *Deacons:*

David Hillsdon

Gillian Hutchinson

Barrie Steers

Martin Torbet

The Elders and Deacons meet monthly to consider the spiritual direction and pastoral concerns of the Church and to discuss and decide upon practical aspects of the Church's day to day functioning. A Church Members Meeting occurs on at least four occasions during the year. All these meetings were able to take place during the pandemic as online meetings.

The leadership has overall responsibility for ensuring that the charity has an appropriate system of controls, financial and otherwise. They are also responsible for keeping proper accounting records which disclose with reasonable accuracy at any time the financial position of the charity. They are also responsible for safeguarding the assets of the charity and hence for taking reasonable steps for the prevention and detection of fraud and other irregularities and to provide reasonable assurance that:

- the charity is operating efficiently and effectively;
- its assets are safeguarded against unauthorised use or disposition;
- proper records are maintained and financial information used in the charity or for publication is reliable; and

- the charity complies with relevant laws and regulations.

The internal controls are designed to provide reasonable, but not absolute, assurance against material misstatement or loss. They include:


- regular consideration by the Deacons of the financial results;
- delegation of authority and segregation of duties; and
- identification and management of risks.

The major risks as identified by the Leadership have been reviewed and systems set up to mitigate them.

### **Other Administrative Details**

- *Registered Name* Wantage Baptist Church
- *Alternative name* Wantage Baptist
- *Registered Charity No* 1163191
- *Church address* 6 Mill Street, Wantage, Oxfordshire, OX12 9AQ
- *Property Trustees* The Fellowship Property Trust Ltd.
- *Bankers* Barclays Bank plc
- *Independent Examiner* David Cooke and Co., Chartered Accountants  
5 Briar Close, Banbury, Oxfordshire, OX16 9DS.

Signed on behalf of the Charity Trustees:



**GILLIAN AMANDA STEEDS HUTCHINSON (DEACON/TREASURER)**

Date: 19<sup>TH</sup> OCTOBER 2021

## **Independent Examiner's Report to the Charity Trustees of Wantage Baptist Church on the Financial Statements for the year ending 31<sup>st</sup> December 2020**

I report on the accounts of the Church for the year ending 31 December 2020, which are set out on pages 5 to 13.

### **Respective responsibilities of trustees and independent examiner**

The Charity's trustees are responsible for the preparation of the accounts. The trustees consider that an audit is not required for this year (under section 44(2) of the Charities Act 2011 (the 2011 Act)) and that an independent examination is needed.

It is my responsibility to:

- Examine the accounts under section 145 of the 2011 Act;
- To follow the procedures laid down in the General Directions given by the Charity Commissioners under section 145 (5) (b) of the 2011 Act; and
- To state whether particular matters have come to my attention.

### **Basis of independent examiner's report**

My examination was carried out in accordance with the General Directions given by the Charity Commissioners. An examination includes a review of the accounting records kept by the charity and a comparison of the accounts presented with those records. It also includes consideration of any unusual items or disclosures in the accounts, and seeking explanations from you as trustees concerning any such matters. The procedures undertaken do not provide all the evidence that would be required in an audit, and consequently no opinion is given as to whether the accounts present a 'true and fair' view and the report is limited to those matters set out in the statement below.

### **Independent examiner's statement**

I have completed my examination. I confirm that no material matters have come to my attention in connection with the examination which give me cause to believe that, in any material respect

- the accounting records were not kept in accordance with section 130 of the Charities Act; or
- the accounts did not accord with the accounting records; or
- the accounts did not comply with the applicable requirements concerning the form and content of accounts set out in the Charities (Accounts and Reports) Regulations 2008 other than any requirement that the accounts give a 'true and fair' view which is not a matter considered as part of an independent examination.

I have no concerns and have come across no other matters in connection with the examination to which attention should be drawn in this report in order to enable a proper understanding of the accounts to be reached.



David Cooke MA(Oxon), FCA, FCIE  
David Cooke and Co. Chartered Accountants  
5 Briar Close  
Banbury  
Oxfordshire  
OX16 9DS

Date: 26/10/21

Statement of Financial Activities for the Year Ending 31st December 2020						
	Notes	Unrestricted Funds (£)	The King's Centre (£)	Restricted Funds (£)	Total Funds 2020 (£)	Total Funds 2019 (£)
<b>A Income</b>	1					
A1 Incoming Resources from Generated Funds						
A1a - Voluntary Income (Gift Aided)		50,940	0	200	51,140	55,019
- Gift Aid Recovered		13,934	0	0	13,934	15,412
- Voluntary Income (Not Gift Aided)		9,906	0	1,480	11,386	15,639
A1b - Dividends		0	0	0	0	0
A1c - Interest		375	0	0	375	613
A1d - Investments		0	0	0	0	0
A1e - Rent of Premises		96	0	0	96	0
A1f - Sales		0	15,516	0	15,516	15,204
A2 Incoming Resources from Charitable Activities		0	0	0	0	0
A3 Other Incoming Resources		848	0	0	848	4
<i>Total Incoming Resources</i>		76,099	15,516	1,680	93,295	101,892
<b>B Expenditure</b>						
B1 Costs of Generating Funds	2					
B1a - Costs of Generating Voluntary Income		0	0	0	0	132
B1b - Cost of Goods Sold		0	10,105	0	10,105	8,799
B1c - Investment Management Costs		0	0	0	0	0
B2 Charitable Activities						
B2a - Ministry	3	37,524	0	0	37,524	53,349
B2b - Mission	4	8,160	0	880	9,040	11,759
B2c - Community Support	5	1,974	0	0	1,974	0
B2d - Fellowship & Outreach	6	2,726	0	817	3,543	3,573
B2e - Buildings & Utilities	7	15,110	2,945	0	18,055	32,583
B2f - Equipment	8	242	0	0	242	260
B2g - Administration	9	1,115	2,640	0	3,755	3,958
B2h - Depreciation	10	291	0	9,783	10,074	10,709
B3 Governance Costs	11	4,382	39	0	4,422	1,428
B4 Other Resources Expended		0	0	0	0	0
<i>Total Resources Expended</i>		71,524	15,730	11,480	98,734	126,550
Net Incoming Resources Before Transfers		4,575	-214	-9,800	-5,439	-24,658
<b>C Transfers</b>						
Gross Transfers Between Funds		0	0	0	0	0
<i>Net Incoming Resources Before Other Recognised Gains and</i>		4,575	-214	-9,800	-5,439	-24,658
<b>D Other Recognised Gains and Losses</b>						
D1 Gains/Losses on Revaluation of Fixed Assets		0	0	0	0	0
D2 Gains/Losses on Investment Assets		0	0	0	0	1,367
D3 Actuarial Gains/Losses on Defined Benefits Pension Schemes		0	0	0	0	0
<i>Net Movement in Funds</i>		4,575	-214	-9,800	-5,439	-23,292
<b>E Reconciliation of Funds</b>						
E1 Funds Brought Forward		50,652	15,562	460,306	526,520	549,811
E2 Net Movement in Funds		4,575	-214	-9,800	-5,439	-23,292
<i>Total Funds Carried Forward</i>		55,226	15,348	450,506	521,081	526,520

<b>Balance Sheet as at 31st December 2020</b>						
	Notes	Unrestricted Funds (£)	The King's Centre (£)	Restricted Funds (£)	Total Funds 2020 (£)	Total Funds 2019 (£)
<b>Fixed Assets</b>						
Investments	10	0	0	8,835	8,835	8,835
Fixtures, Fittings & Equipment	10	1,164	0	0	1,164	1,456
Buildings	10	0	0	440,213	440,213	449,995
<b>Total Fixed Assets</b>		<b>1,164</b>	<b>0</b>	<b>449,048</b>	<b>450,212</b>	<b>460,286</b>
<b>Current Assets</b>						
Petty Cash	13	0	20	0	20	20
Accounts Receivable	14	0	0	0	0	23
Prepayments	14	2,577	674	0	3,251	3,445
Stock	13	0	9,046	0	9,046	10,717
Till Float	13	0	100	0	100	150
Cash at the Bank/In Hand	15	51,935	6,238	1,457	59,630	54,512
<b>Total Current Assets</b>		<b>54,512</b>	<b>16,078</b>	<b>1,457</b>	<b>72,048</b>	<b>68,867</b>
<b>Current Liabilities</b>	16	450	730	0	1,180	2,634
<b>Net Current Assets</b>		<b>54,062</b>	<b>15,348</b>	<b>1,457</b>	<b>70,868</b>	<b>66,233</b>
<b>Total Assets Less Current Liabilities</b>		<b>55,226</b>	<b>15,348</b>	<b>450,505</b>	<b>521,080</b>	<b>526,520</b>
<b>Long Term Liabilities</b>		0	0	0	0	0
<b>Net Assets</b>		<b>55,226</b>	<b>15,348</b>	<b>450,505</b>	<b>521,080</b>	<b>526,520</b>
<b>Funds</b>	17	55,226	15,348	450,505	521,080	526,520
Approved on behalf of the Elders and Deacons						

Approved on behalf of the Charity Trustees:



**GILLIAN AMANDA STEEDS HUTCHINSON (DEACON/TREASURER)**

Date: 19<sup>TH</sup> OCTOBER 2021

**Notes to the accounts for the year ended 31 December, 2020.**

1	Income	Notes	Unrestrict ed Funds (£)	The King's Centre (£)	Restricted Funds (£)	Total Funds 2020 (£)	Total Funds 2019 (£)
	Voluntary Income (Gift Aided)		50,940	0	200	51,140	55,019
	Gift Aid Recovered		13,934	0	0	13,934	15,412
	Voluntary Income (Not Gift Aided)		9,906	0	1,480	11,386	15,639
	Sales		0	15,516	0	15,516	15,204
	Investments		0	0	0	0	0
	Dividends		0	0	0	0	0
	Interest		375	0	0	375	613
	Rent of Premises		96	0	0	96	0
	Other Income		848	0	0	848	4
	<b>Total</b>		<b>76,099</b>	<b>15,516</b>	<b>1,680</b>	<b>93,295</b>	<b>101,892</b>

2	Costs of Generating Funds	Notes	Unrestrict ed Funds (£)	The King's Centre (£)	Restricted Funds (£)	Total Funds 2020 (£)	Total Funds 2019 (£)
	Advertising & Promotions		0	0	0	0	132
	Jonathan Veira Concert - Civic Hall Hire		0	-	0	0	0
	Jonathan Veira Concert - Ticket Printing		0	-	0	0	0
	Operating Expenses		0	5,625	0	5,625	5,955
	Cost of Goods Sold		0	10,105	0	10,105	8,799
	<b>Total</b>		<b>0</b>	<b>15,730</b>	<b>0</b>	<b>15,730</b>	<b>14,886</b>

3	Charitable Activities: Ministry	Notes	Unrestrict ed Funds (£)	The King's Centre (£)	Restricted Funds (£)	Total Funds 2020 (£)	Total Funds 2019 (£)
	Ministerial Expenses						
	Pastor Net Salary		19,066	0	0	19,066	34,182
	Pastor Income Tax		1,744	0	0	1,744	7,734
	Pastor Employee's NIC		1,650	0	0	1,650	835
	Pastor Employer's NIC		0	0	0	0	419
	Pastor Pension		1,690	0	0	1,690	1,226
	Pastor Expenses (Mileage)		137	0	0	137	1,893
	Pastor Expenses (Telephone)		784	0	0	784	929
	Pastor Expenses (Other)		12,353	0	0	12,353	5,267
	Visiting Speakers' Gifts		100	0	0	100	865
	<b>Total</b>		<b>37,524</b>	<b>0</b>	<b>0</b>	<b>37,524</b>	<b>53,349</b>

**Notes to the accounts for the year ended 31 December, 2020 (continued).**

4	Charitable Activities: Mission	Notes	Unrestrict ed Funds (£)	The King's Centre (£)	Restricted Funds (£)	Total Funds 2020 (£)	Total Funds 2019 (£)
	Africa Inland Mission		600	-	0	600	600
	Be Space		1,440	-	0	1,440	1,440
	London City Mission		0	-	0	0	871
	Pilgrim Homes		420	-	0	420	2,674
	ROPE		600	-	0	600	117
	Spurgeons		160	-	440	600	1,078
	Street Pastors		0	-	0	0	600
	Tearfund - General Support		780	-	0	780	180
	Ukraine Christian Ministries - General Support		4,160	-	440	4,600	4,200
	<b>Total</b>		<b>8,160</b>	<b>0</b>	<b>880</b>	<b>9,040</b>	<b>11,759</b>

5	Charitable Activities: Community Support	Notes	Unrestrict ed Funds (£)	The King's Centre (£)	Restricted Funds (£)	Total Funds 2020 (£)	Total Funds 2019 (£)
	Fellowship Gifts		1,974	-	0	1,974	0
	<b>Total</b>		<b>1,974</b>	<b>0</b>	<b>0</b>	<b>1,974</b>	<b>0</b>

6	Charitable Activities: Fellowship & Outreach	Notes	Unrestrict ed Funds (£)	The King's Centre (£)	Restricted Funds (£)	Total Funds 2020 (£)	Total Funds 2019 (£)
	Books		335	-	0	335	420
	Catering		73	-	0	73	353
	CAP		0	-	0	0	45
	Church Weekend		0	-	0	0	0
	Crèche/Toddlers		0	-	0	0	46
	Dickensian Evening		0	-	0	0	132
	Engage/Youth		145	-	0	145	0
	Fellowship Gifts		0	-	100	100	0
	Happy Acorns		0	-	0	0	0
	Holiday Club		308	-	0	308	291
	Hot Topics		0	-	0	0	0
	Ladies' Group		0	-	0	0	180
	Light Party		0	-	0	0	31
	Men's Group		0	-	0	0	0
	Miscellaneous Expenses		1,558	-	0	1,558	187
	Pastoral Care		0	-	0	0	175
	Sandbanks Visit		0	-	717	717	1,170
	Schools' Evangelism		0	-	0	0	0
	Social Events		0	-	0	0	0
	Sunday School		307	-	0	307	542
	Training		0	-	0	0	0
	<b>Total</b>		<b>2,726</b>	<b>0</b>	<b>817</b>	<b>3,543</b>	<b>3,573</b>

**Notes to the accounts for the year ended 31 December, 2020 (continued).**

7	Charitable Activities: Buildings & Utilities	Notes	Unrestrict ed Funds (£)	The King's Centre (£)	All Restricted Funds (£)	Total Funds 2020 (£)	Total Funds 2019 (£)
	<b>Church</b>						
	Buildings		0	-	0	0	0
	Electricity		1,894	-	0	1,894	2,668
	Fixtures, Fittings & Equipment		0	-	0	0	0
	Gas		1,295	-	0	1,295	1,676
	Insurance		3,492	-	0	3,492	3,394
	Maintenance		7,188	-	0	7,188	17,609
	Miscellaneous Items		0	-	0	0	15
	Telephone		142	-	0	142	216
	Water		460	-	0	460	94
	<b>Church Total</b>		<b>14,471</b>	<b>0</b>	<b>0</b>	<b>14,471</b>	<b>25,672</b>
	<b>Manse</b>						
	Buildings		0	-	0	0	0
	Council Tax		271	-	0	271	2,702
	Fixtures, Fittings & Equipment		0	-	0	0	0
	Insurance		368	-	0	368	346
	Maintenance		0	-	0	0	863
	<b>Manse Total</b>		<b>639</b>	<b>0</b>	<b>0</b>	<b>639</b>	<b>3,912</b>
	<b>Cemetery</b>						
	Maintenance		0	-	0	0	0
	<b>Cemetery Total</b>		<b>0</b>	<b>0</b>	<b>0</b>	<b>0</b>	<b>0</b>
	<b>The King's Centre</b>						
	Buildings		0	148	0	148	0
	Electricity		-	550	0	550	0
	Gas		-	-	0	0	839
	Insurance		-	576	0	576	573
	Maintenance		-	0	0	0	0
	Rent (Service charge)		-	1,105	0	1,105	1,105
	Telephone		-	269	0	269	275
	Water		-	297	0	297	208
	<b>King's Centre Total</b>		<b>0</b>	<b>2,945</b>	<b>0</b>	<b>2,945</b>	<b>3,000</b>
	<b>Total</b>		<b>15,110</b>	<b>2,945</b>	<b>0</b>	<b>18,055</b>	<b>32,583</b>

8	Charitable Activities: Equipment	Notes	Unrestrict ed Funds (£)	The King's Centre (£)	All Restricted Funds (£)	Total Funds 2020 (£)	Total Funds 2019 (£)
	Computers		0	0	0	0	0
	Fire Extinguisher Purchase		0	0	0	0	0
	Kitchen Equipment		0	0	0	0	76
	Public Address (PA) Equipment		0	0	0	0	0
	Miscellaneous		81	0	0	81	184
	Projector, Display Screen		161	0	0	161	0
	<b>Total</b>		<b>242</b>	<b>0</b>	<b>0</b>	<b>242</b>	<b>260</b>

## Notes to the accounts for the year ended 31 December, 2020 (continued).

9	Charitable Activities: Administration	Notes	Unrestricted Funds (£)	The King's Centre (£)	All Restricted Funds (£)	Total Funds 2020 (£)	Total Funds 2019 (£)
	Bank Charges		37	194	0	232	196
	Fees		321	2,070	0	2,391	2,588
	Office Expenses		347	376	0	723	372
	Postage & Packing		7	0	0	7	17
	Printing		325	0	0	325	748
	Stationery		78	0	0	78	38
	<b>Total</b>		<b>1,115</b>	<b>2,640</b>	<b>0</b>	<b>3,755</b>	<b>3,958</b>

10	Fixed Assets	Notes	Unrestricted Funds (£)	The King's Centre (£)	All Restricted Funds (£)	Total Funds 2020 (£)	Total Funds 2019 (£)
	<b>Assets Brought Forward</b>						
	Investments		0	0	8,835	8,835	7,469
	Fixtures, Fittings & Equipment		4,632	2,155	66,048	72,835	72,605
	Buildings		0	0	489,127	489,127	489,127
	<b>Total Assets Brought Forward</b>		<b>4,632</b>	<b>2,155</b>	<b>564,010</b>	<b>570,797</b>	<b>569,201</b>
	<b>Depreciation Brought Forward</b>						
	Investments		0	0	0	0	0
	Fixtures, Fittings & Equipment		3,176	2,155	66,048	71,379	70,153
	Buildings		0	0	39,132	39,132	29,649
	<b>Total Depreciation Brought Forward</b>		<b>3,176</b>	<b>2,155</b>	<b>105,180</b>	<b>110,511</b>	<b>99,802</b>
	<b>Total Net Fixed Assets Brought Forward</b>		<b>1,455</b>	<b>0</b>	<b>458,831</b>	<b>460,286</b>	<b>469,399</b>
	<b>In-Year Costs</b>						
	Investments		0	0	0	0	0
	Fixtures, Fittings & Equipment		0	0	0	0	230
	Buildings		0	0	0	0	0
	<b>Total Costs in Year</b>		<b>0</b>	<b>0</b>	<b>0</b>	<b>0</b>	<b>230</b>
	<b>In-Year Depreciation</b>						
	Investments		0	0	0	0	-1,367
	Fixtures, Fittings & Equipment		291	0	0	291	926
	Buildings		0	0	9,783	9,783	9,783
	<b>Total Depreciation in Year</b>		<b>291</b>	<b>0</b>	<b>9,783</b>	<b>10,074</b>	<b>9,342</b>
	<b>Net In-Year Movement in Funds</b>		<b>-291</b>	<b>0</b>	<b>-9,783</b>	<b>-10,074</b>	<b>-9,112</b>
	<b>Depreciation Carried Forward</b>						
	Investments		0	0	0	0	0
	Fixtures, Fittings & Equipment		3,467	2,155	66,048	71,670	71,079
	Buildings		0	0	48,914	48,914	39,432
	<b>Total Depreciation Carried Forward</b>		<b>3,467</b>	<b>2,155</b>	<b>114,962</b>	<b>120,584</b>	<b>110,511</b>
	<b>Net Assets Carried Forward</b>						
	Investments		0	0	8,835	8,835	8,835
	Fixtures, Fittings & Equipment		1,164	0	0	1,164	1,456
	Buildings		0	0	440,213	440,213	449,995
	<b>Total Net Fixed Assets Carried Forward</b>		<b>1,164</b>	<b>0</b>	<b>449,048</b>	<b>450,213</b>	<b>460,286</b>
	<b>Total Net Fixed Assets Carried Forward</b>		<b>1,164</b>	<b>0</b>	<b>449,048</b>	<b>450,213</b>	<b>460,286</b>

11	Governance Costs	Notes	Unrestricted Funds (£)	The King's Centre (£)	Restricted: Fellowship Fund (£)	All Restricted Funds (£)	Total Funds 2020 (£)	Total Funds 2019 (£)
	Business Licenses & Permits		-	39	-	0	39	38
	CCPAS Fees		132	-	-	0	132	323
	Copyright Licences		630	0	-	0	630	606
	FIEC		2,740	-	-	0	2,740	0
	FIEC Ltd		0	-	-	0	0	0
	Independent Financial Examiner's Fees		460	0	-	0	460	460
	Land Registry Fees		0	-	-	0	0	0
	Legal Fees		420	-	-	0	420	0
	Surveyor's Fees		0	-	-	0	0	0
	<b>Total</b>		<b>4,382</b>	<b>39</b>	<b>0</b>	<b>0</b>	<b>4,422</b>	<b>1,428</b>

12	Gross Transfers Between Funds	Notes	Unrestricted Funds (£)	The King's Centre (£)	Restricted: Fellowship Fund (£)	All Restricted Funds (£)	Total Funds 2020 (£)	Total Funds 2019 (£)
	Gross Transfers Between Funds		0.00	0.00	0.00	0.00	0.00	0.00
	Liabilities Discharged		0.00	-	-	0.00	0.00	0.00
	<b>Total</b>		<b>0.00</b>	<b>0.00</b>	<b>0.00</b>	<b>0.00</b>	<b>0.00</b>	<b>0.00</b>

13	The King's Centre	Notes	Unrestricted Funds (£)	The King's Centre (£)	Restricted: Fellowship Fund (£)	All Restricted Funds (£)	Total Funds 2020 (£)	Total Funds 2019 (£)
	Petty Cash		-	20	-	-	20	20
	Prepayments		-	674	-	-	674	552
	Stock		-	9,046	-	-	9,046	10,717
	Till Float		-	100	-	-	100	
	<b>Total</b>		<b>-</b>	<b>9,841</b>	<b>-</b>	<b>-</b>	<b>9,841</b>	<b>11,439</b>

14	Debtors & Prepayments	Notes	Unrestricted Funds (£)	The King's Centre (£)	Restricted: Fellowship Fund (£)	All Restricted Funds (£)	Total Funds 2020 (£)	Total Funds 2019 (£)
	HMRC Gift Aid Due		2,577	-	0	0	2,577	2,835
	Accounts Receivable		-	0	-	0	0	610
	Accrued Interest		-	-	-	0	0	23
	<b>Total</b>		<b>2,577</b>	<b>0</b>	<b>0</b>	<b>0</b>	<b>2,577</b>	<b>3,467</b>

15	Cash in the Bank/In Hand	Notes	Unrestricted Funds (£)	The King's Centre (£)	Restricted: Fellowship Fund (£)	All Restricted Funds (£)	Total Funds 2020 (£)	Total Funds 2019 (£)
	Barclays Current Account		6,935	-	146	1,457	8,392	49,701
	CCLA Deposit Account		45,000				45,000	
	TKC Barclays Account and Cash In Hand		-	6,238	-	0	6,238	4,812
	<b>Total</b>		<b>51,935</b>	<b>6,238</b>	<b>146</b>	<b>1,457</b>	<b>59,630</b>	<b>54,512</b>

16	Current Liabilities	Notes	Unrestricted Funds (£)	The King's Centre (£)	Restricted: Fellowship Fund (£)	All Restricted Funds (£)	Total Funds 2020 (£)	Total Funds 2019 (£)
	TKC Accounts Payable		-	730	-	0	730	688
	Accruals		450			0	450	1,081
	<b>Total</b>		<b>450</b>	<b>730</b>	<b>0</b>	<b>0</b>	<b>1,180</b>	<b>1,769</b>

17	Movements in Funds	Notes	Unrestricted Funds (£)	The King's Centre (£)	All Restricted Funds	Total Funds (£)
	<b>Funds at 1st January 2020</b>		50,652	15,562	460,306	526,520
	Income		76,099	15,516	1,680	93,295
	Expenditure		71,524	15,730	11,480	98,734
	Liabilities Discharged		0	0	0	0
	<b>Funds at 31st December 2020</b>		<b>55,226</b>	<b>15,348</b>	<b>450,505</b>	<b>521,080</b>

---

**Notes to the accounts for the year ended 31 December, 2020 (continued).**Principal Accounting Policies

- (a) Voluntary income is received by way of offerings and gifts and is included in full in the Statement of Financial Activities when receivable. The value of services provided by volunteers has not been included. Other income and expenditure has been accounted for under the accruals concept.
- (b) Resources expended are recognised in the period in which they are incurred. Resources expended include attributable VAT that cannot be recovered.
- (c) Unrestricted funds are donations and other incoming resources receivable or generated for the objects of the charity without further specified purpose and are available as general funds.
- (d) Restricted funds are to be used for specific purposes as laid down by the donor. Expenditure that meets these criteria is charged to the fund.
- (e) Investment income is accounted for in the period in which the charity is entitled to receipt.
- (f) Depreciation has been provided on fixed assets on a straight-line basis to write them off over their expected useful lives at the following annual rate:
  - (g) Fixtures, fittings and equipment      20%
  - (h) Buildings      2%
- (i) The Mission Fund is for specific societies or individuals in mission work
- (j) The Building Fund is for renovation and redevelopment of the church buildings
- (k) The Fellowship Fund is for funds of Church groups, such as Engage and the Ladies Group

