



CHARITY COMMISSION
FOR ENGLAND AND WALES

Trustees' Annual Report for the period

From 1 April 2023 to 31 March 2024

Charity name: Stamford Foodbank

Charity registration number: 1162761

Objectives and Activities

	SORP reference	
Summary of the purposes of the charity as set out in its governing document	Para 1.17	To relieve persons in Stamford and the surrounding area that are in financial hardship in such ways as the Trustees from time-to-time think fit, in particular, but not exclusively, by: (a) Providing emergency food, essential toiletries and household items to particular families in need and/or distribution by charities or other organisations working to prevent or relieve poverty such other means including (but not limited to) the provision of support signposting to relevant information and other advisory services.
Summary of the main activities in relation to those purposes for the public benefit, in particular, the activities, projects or services identified in the accounts.	Para 1.17 and 1.19	Distribution of emergency food and non-food supplies (enough for 3 days); provision of hot water bottles/blankets to help with the cold.
Statement confirming whether the trustees have had regard to the guidance issued by the Charity Commission on public benefit	Para 1.18	In planning our activities, the Trustees are mindful of the Charity Commission's guidance on public benefit

Additional information (optional)

You may choose to include further statements where relevant about:

	SORP reference	
Policy on grant making	Para 1.38	We do not make any grants
Policy on social investment including program related investment	Para 1.38	

Contribution made by volunteers	Para 1.38	The Foodbank would not be able to function without the support of volunteers. Volunteers collect, manage, pack and distribute food and non-food items to Foodbank clients in both Stamford and Oundle, and signpost to other local services. The charity is dependent on the generous donation of food items from members of the public and local supermarkets.
Other		

Achievements and Performance

	SORP reference	
Summary of the main achievements of the charity, identifying the difference the charity's work has made to the circumstances of its beneficiaries and any wider benefits to society as a whole.	Para 1.20	<p>During the period 1st April 2023 to 31st March 2024, 817 vouchers were presented to the Foodbank for provision of emergency food/non-food supplies. This equates to 2,007 people fed (621 children and 1,386 adults). The main reason for provision of emergency food continues to be low income and benefit delays/changes.</p> <p>The Foodbank also provided 130 hot water bottles and blankets to clients over the winter period.</p> <p>As a result of a grant from the Trussel Trust, Citizen's Advice workers have been based in both foodbanks over the year.</p>

Additional information (optional)

You may choose to include further statements where relevant about:

Achievements against objectives set	Para 1.41	Our objectives remain the same – to provide emergency food and non-food to those most in need. The charity continues to meet these objectives
Performance of fundraising activities against objectives set	Para 1.41	The Foodbank does not carry out any fundraising
Investment performance against objectives	Para 1.41	Excess funds are kept in a savings account which provides a small amount of interest each month
Other		

Financial Review

Review of the charity's financial position at the end of the period	Para 1.21	The charity remains in a very positive financial position. Donations have continued to remain steady – no non-cash vouchers were received in this financial year. The Foodbank received the second year (of three) grant from The Trussell Trust to fund the presence of Citizen's Advice in both foodbanks (Stamford and Oundle). Income still exceeded expenditure during the year.
Statement explaining the policy for holding reserves stating why they are held	Para 1.22	The Trustees aim to hold six months running costs in reserve in accordance with the Reserves Policy. These fund are held in the savings bank account.
Amount of reserves held	Para 1.22	£20,000 (running costs less restricted grant payment)
Reasons for holding zero reserves	Para 1.22	n/a
Details of fund materially in deficit	Para 1.24	n/a
Explanation of any uncertainties about the charity continuing as a going concern	Para 1.23	n/a – the charity is in a robust financial position

Additional information (optional)

You may choose to include further statements where relevant about:

The charity's principal sources of funds (including any fundraising)	Para 1.47	Individual donors, local churches, local businesses, charities or groups of people who have raised money specifically for the Foodbank. Restricted grant funding from The Trussell Trust.
Investment policy and objectives including any social investment policy adopted	Para 1.46	n/a
A description of the principal risks facing the charity	Para 1.46	Loss of the Foodbank Manager Loss of current accommodation for the Stamford Foodbank Increasing numbers of people in need Lack of volunteers Significant drop in income
Other		

Structure, Governance and Management

Description of charity's trusts:		
Type of governing document (trust deed, royal charter)	Para 1.25	Constitution adopted 26/06/2015
How is the charity constituted? (e.g unincorporated association, CIO)	Para 1.25	Charitable Incorporated Organisation
Trustee selection methods including details of any constitutional provisions e.g. election to post or name of any person or body entitled to appoint one or more trustees	Para 1.25	Elected by existing Trustees

Additional information (optional)

You may choose to include further statements where relevant about:

Policies and procedures adopted for the induction and training of trustees	Para 1.51	The Trussell Trust provides training for Trustees. Trustee induction programme – in house
The charity's organisational structure and any wider network with which the charity works	Para 1.51	Foodbank Project Manager reports to the Chairperson and Trustees Warehouse Manager reports to the Foodbank Project Manager The Foodbank works with the The Trussell Trust
Relationship with any related parties	Para 1.51	None
Other		

Reference and Administrative details

Charity name	Stamford Foodbank
Other name the charity uses	Stamford and Oundle Foodbank
Registered charity number	1162761
Charity's principal address	All Saints and St Johns Church Centre West Street Stamford PE9 2PR

Names of the charity trustees who manage the charity

	Trustee name	Office (if any)	Dates acted if not for whole year	Name of person (or body) entitled to appoint trustee (if any)
1	Michael Joseph Pring	Chair	Resigned 20/01/24	
2	Jean Margaret Asher			
3	Sara Harriet Glover	Treasurer		
4	Judith Lesley Foulkes			
5	Eula Michelle Hoo-Fat	Secretary		
6	John Featherstone Hewitson			
7	Rev Neil James Shaw	Chair	From 21/01/24	
8	Kim Treverton		From 12/06/23	
9				
10				

Corporate trustees – names of the directors at the date the report was approved

Director name		

Name of trustees holding title to property belonging to the charity

Trustee name	Dates acted if not for whole year	

Funds held as custodian trustees on behalf of others

Description of the assets held in this capacity	n/a
Name and objects of the charity on whose behalf the assets are held and how this falls within the custodian charity's objects	
Details of arrangements for safe custody and segregation of such assets from the charity's own assets	

Additional information (optional)

Names and addresses of advisers (Optional information)

Type of adviser	Name	Address
-----------------	------	---------

Name of chief executive or names of senior staff members (Optional information)

--

Exemptions from disclosure

Reason for non-disclosure of key personnel details

--

Other optional information

--

Declarations


The trustees declare that they have approved the trustees' report above.

Signed on behalf of the charity's trustees

Signature(s)

Full name(s)

Position (eg Secretary,
Chair, etc)

	
Rev Neil Shaw	
Chair	

Date

19 / 11 / 2024

I confirm that I have carried out an independent examination of the accounts for Stamford Foodbank for the 12 months ended 31st March 2024.

In connection with my examination, no matter has come to my attention which gives me reasonable cause to believe that in any material respect:


- a) Accounting records have not been properly kept or
- b) The prepared financial statements do not accord with the accounting record or
- c) Attention should be drawn to any matter in order to enable a proper understanding of the accounts to be reached



Linda Potter

1/9/2024

As Trustees of Stamford Foodbank, we accept these accounts for the 12 months ended 31st March 2024 as agreed at the Trustees meeting on

X  _____

Chair

X  _____

Secretary

This dated 19/11/2024

Stamford Foodbank
Charity Commission Registration Number 1162761
Balance Sheet - Detail
As at March 31, 2024

Current Assets

Cash At Bank And In Hand

Oundle Foodbank	5,267.12
Petty cash - Oundle	74.45
Petty cash - Stamford	383.86
Stamford Foodbank	121,913.53
Winter fuel	533.00

Net Assets	128,171.96
-------------------	-------------------

Funds & Reserves

Unrestricted General Funds

Capital Account	6,551.55
Emergency Energy fund	2,556.58
Income account	119,063.83

Funds Provided	128,171.96
-----------------------	-------------------

Stamford Foodbank
Income & Expense - Detail
April 1, 2023 to March 31, 2024

Income

Income and Endowments

Income from Donations and Legacies

Donations - non personal	9,033.52
Donations - personal	13,131.81
Gift Aid Claimed	3,091.79

Investment Income

Interest Received	1,781.13
-------------------	----------

Other Incoming Resources

Grants	40,613.18
--------	-----------

Total Income	67,651.43
---------------------	------------------

Expenses

Expenditure

Charitable Activities

Charity Management & Administration

Bank Charges	116.30
Honorarium	7,655.00
Insurance	278.16
Miscellaneous	1,167.74
Postage	184.92
Printing & Stationery	218.59
Professional fees/subscriptions	581.48
Rent	6,921.50
Telephone	365.16
Travel expenses	306.70

Grants	24,187.71
--------	-----------

Top up food	8,785.49
-------------	----------

Top up non food	2,600.40
-----------------	----------

Fixtures & fittings	454.80
---------------------	--------

Total Expenses	53,823.95
-----------------------	------------------

Operating Profit/(Loss)	13,827.48
--------------------------------	------------------

Total Other Income/(Expenses)	0.00
--------------------------------------	-------------

Net Profit/(Loss)	13,827.48
--------------------------	------------------

Stamford Foodbank

Statement of Financial Activities (Income & Expense)

April 1, 2023 to March 31, 2024 (compared to April 1, 2022 to March 31, 2023)

	Unrestricted	Restricted	Endowment	Total	Prior Total	Difference	% Change
<i>Income</i>							
Income and Endowments							
Income from Donations and Legacies							
Donations - non personal	9,033.52			9,033.52	26,270.14	-17,236.62	-66%
Donations - personal	13,131.81			13,131.81	23,692.58	-10,560.77	-45%
Gift Aid Claimed	3,091.79			3,091.79	2,535.59	556.20	22%
Investment Income							
Interest Received	1,781.13			1,781.13	38.88	1,742.25	4,481%
Other Incoming Resources							
Grants	40,613.18			40,613.18	40,261.83	351.35	1%
Total Income	67,651.43	0.00	0.00	67,651.43	92,799.02	-25,147.59	-27%
<i>Expenses</i>							
Expenditure							
Charitable Activities							
Charity Management & Administration							
Bank Charges	116.30			116.30	127.66	-11.36	-9%
Honorarium	7,655.00			7,655.00	7,420.00	235.00	3%
Insurance	278.16			278.16	239.97	38.19	16%
Miscellaneous	1,167.74			1,167.74	958.53	209.21	22%
Postage	184.92			184.92	109.08	75.84	70%
Printing & Stationery	218.59			218.59	1,906.41	-1,687.82	-89%
Professional fees/subscriptions	581.48			581.48	581.48		
Rent	6,921.50			6,921.50	7,007.37	-85.87	-1%
Telephone	365.16			365.16	273.71	91.45	33%
Travel expenses	306.70			306.70	197.10	109.60	56%

Stamford Foodbank

Statement of Financial Activities (Income & Expense)

April 1, 2023 to March 31, 2024 (compared to April 1, 2022 to March 31, 2023)

	Unrestricted	Restricted	Endowment	Total	Prior Total	Difference	% Change
Emergency Energy payment					200.00	-200.00	-100%
Grants	24,187.71			24,187.71		24,187.71	
Top up food	8,785.49			8,785.49	8,095.07	690.42	9%
Top up non food	2,600.40			2,600.40	2,514.93	85.47	3%
Fixtures & fittings	454.80			454.80	363.60	91.20	25%
Total Expenses	53,823.95	0.00	0.00	53,823.95	29,994.91	23,829.04	79%
Net Resource Movement	13,827.48	0.00	0.00	13,827.48	62,804.11	-48,976.63	-78%
Net Movement in Funds	13,827.48	0.00	0.00	13,827.48	62,804.11	-48,976.63	-78%
Total Funds Brought Forward	114,344.48	0.00	0.00	114,344.48	51,540.37	62,804.11	122%
Total Funds Carried Forward	128,171.96	0.00	0.00	128,171.96	114,344.48	13,827.48	12%

I confirm that I have carried out an independent examination of the accounts for Stamford Foodbank for the 12 months ended 31st March 2024.

In connection with my examination, no matter has come to my attention which gives me reasonable cause to believe that in any material respect:


- a) Accounting records have not been properly kept or
- b) The prepared financial statements do not accord with the accounting record or
- c) Attention should be drawn to any matter in order to enable a proper understanding of the accounts to be reached



Linda Potter

1/9/2024

As Trustees of Stamford Foodbank, we accept these accounts for the 12 months ended 31st March 2024 as agreed at the Trustees meeting on

X  _____

Chair

X  _____

Secretary

This dated 19/11/2024

Stamford Foodbank
Charity Commission Registration Number 1162761
Balance Sheet - Detail
As at March 31, 2024

Current Assets

Cash At Bank And In Hand

Oundle Foodbank	5,267.12
Petty cash - Oundle	74.45
Petty cash - Stamford	383.86
Stamford Foodbank	121,913.53
Winter fuel	533.00

Net Assets	128,171.96
-------------------	-------------------

Funds & Reserves

Unrestricted General Funds

Capital Account	6,551.55
Emergency Energy fund	2,556.58
Income account	119,063.83

Funds Provided	128,171.96
-----------------------	-------------------

Stamford Foodbank
Income & Expense - Detail
April 1, 2023 to March 31, 2024

Income

Income and Endowments

Income from Donations and Legacies

Donations - non personal	9,033.52
Donations - personal	13,131.81
Gift Aid Claimed	3,091.79

Investment Income

Interest Received	1,781.13
-------------------	----------

Other Incoming Resources

Grants	40,613.18
--------	-----------

Total Income	67,651.43
---------------------	------------------

Expenses

Expenditure

Charitable Activities

Charity Management & Administration

Bank Charges	116.30
Honorarium	7,655.00
Insurance	278.16
Miscellaneous	1,167.74
Postage	184.92
Printing & Stationery	218.59
Professional fees/subscriptions	581.48
Rent	6,921.50
Telephone	365.16
Travel expenses	306.70

Grants	24,187.71
--------	-----------

Top up food	8,785.49
-------------	----------

Top up non food	2,600.40
-----------------	----------

Fixtures & fittings	454.80
---------------------	--------

Total Expenses	53,823.95
-----------------------	------------------

Operating Profit/(Loss)	13,827.48
--------------------------------	------------------

Total Other Income/(Expenses)	0.00
--------------------------------------	-------------

Net Profit/(Loss)	13,827.48
--------------------------	------------------

Stamford Foodbank

Statement of Financial Activities (Income & Expense)

April 1, 2023 to March 31, 2024 (compared to April 1, 2022 to March 31, 2023)

	Unrestricted	Restricted	Endowment	Total	Prior Total	Difference	% Change
<i>Income</i>							
Income and Endowments							
Income from Donations and Legacies							
Donations - non personal	9,033.52			9,033.52	26,270.14	-17,236.62	-66%
Donations - personal	13,131.81			13,131.81	23,692.58	-10,560.77	-45%
Gift Aid Claimed	3,091.79			3,091.79	2,535.59	556.20	22%
Investment Income							
Interest Received	1,781.13			1,781.13	38.88	1,742.25	4,481%
Other Incoming Resources							
Grants	40,613.18			40,613.18	40,261.83	351.35	1%
Total Income	67,651.43	0.00	0.00	67,651.43	92,799.02	-25,147.59	-27%
<i>Expenses</i>							
Expenditure							
Charitable Activities							
Charity Management & Administration							
Bank Charges	116.30			116.30	127.66	-11.36	-9%
Honorarium	7,655.00			7,655.00	7,420.00	235.00	3%
Insurance	278.16			278.16	239.97	38.19	16%
Miscellaneous	1,167.74			1,167.74	958.53	209.21	22%
Postage	184.92			184.92	109.08	75.84	70%
Printing & Stationery	218.59			218.59	1,906.41	-1,687.82	-89%
Professional fees/subscriptions	581.48			581.48	581.48		
Rent	6,921.50			6,921.50	7,007.37	-85.87	-1%
Telephone	365.16			365.16	273.71	91.45	33%
Travel expenses	306.70			306.70	197.10	109.60	56%

Stamford Foodbank

Statement of Financial Activities (Income & Expense)

April 1, 2023 to March 31, 2024 (compared to April 1, 2022 to March 31, 2023)

	Unrestricted	Restricted	Endowment	Total	Prior Total	Difference	% Change
Emergency Energy payment					200.00	-200.00	-100%
Grants	24,187.71			24,187.71		24,187.71	
Top up food	8,785.49			8,785.49	8,095.07	690.42	9%
Top up non food	2,600.40			2,600.40	2,514.93	85.47	3%
Fixtures & fittings	454.80			454.80	363.60	91.20	25%
Total Expenses	53,823.95	0.00	0.00	53,823.95	29,994.91	23,829.04	79%
Net Resource Movement	13,827.48	0.00	0.00	13,827.48	62,804.11	-48,976.63	-78%
Net Movement in Funds	13,827.48	0.00	0.00	13,827.48	62,804.11	-48,976.63	-78%
Total Funds Brought Forward	114,344.48	0.00	0.00	114,344.48	51,540.37	62,804.11	122%
Total Funds Carried Forward	128,171.96	0.00	0.00	128,171.96	114,344.48	13,827.48	12%