

PERTH GREEN COMMUNITY ASSOCIATION CIO

England & Wales · Charity number 1160536

Details

Status Registered

Legal form CIO

Registered 2015-02-17

Register [View on the Charity Commission register](#)

Contact

Address Perth Green Community Association
Inverness Road
Jarrow
NE32 4AQ

Phone 01914893743

Email jimmkane@aol.com

Website www.perthgreenca.org.uk

Activities

Objects: (1) TO PROMOTE THE BENEFIT OF THE INHABITANTS IN THE AREA OF BENEFIT WITHOUT DISTINCTION OF SEX, SEXUAL ORIENTATION, AGE, DISABILITY, NATIONALITY, RACE OR OF POLITICAL, RELIGIOUS OR OTHER OPINIONS, BY ASSOCIATING TOGETHER THE SAID INHABITANTS AND THE STATUTORY AUTHORITIES, VOLUNTARY AND OTHER ORGANISATIONS IN A COMMON EFFORT TO ADVANCE EDUCATION AND TO PROVIDE FACILITIES IN THE INTERESTS OF SOCIAL WELFARE FOR RECREATION AND LEISURE-TIME OCCUPATION WITH THE OBJECT OF IMPROVING THE CONDITIONS OF LIFE FOR THE SAID INHABITANTS;(2) TO ESTABLISH, OR SECURE THE ESTABLISHMENT OF, A COMMUNITY CENTRE AND TO MAINTAIN AND MANAGE THE SAME (WHETHER ALONE OR IN CO-OPERATION WITH ANY STATUTORY AUTHORITY OR OTHER PERSON OR BODY) IN FURTHERANCE OF THE OBJECTS;THE CHARITY SHALL BE NON-PARTY IN POLITICS AND NON-SECTARIAN IN RELIGION. THE AREA OF BENEFIT SHALL BE SOUTH TYNESIDE AND THE NEIGHBOURHOOD.

Activities: To promote the benefit of the inhabitants of South Tyneside and the neighbourhood without distinction. As well as a Football Association registered pitch, we also offer a wide range of room and facilities for community hire and use. The centre also offers a range of organised activities open and accessible to the whole community.

Classification

- **How:** Provides Buildings/facilities/open Space, Provides Services
- **What:** General Charitable Purposes, Amateur Sport, Economic/community Development/employment, Recreation
- **Who:** Children/young People, Elderly/old People, People With Disabilities, Other Charities Or Voluntary Bodies, The General Public/mankind

Geography

- South Tyneside

Finances

Period end	Income	Expenditure	Assets	Employees
2025-03-31	£509,505	£400,056	£614,922	8
2024-03-31	£377,013	£295,507	-	-
2023-03-31	£357,576	£239,914	-	-
2022-03-31	£356,684	£325,536	-	-
2021-03-31	£198,263	£111,974	-	-

Trustees

Name	Role	Appointed
JAMES PETER KANE	Chair	2015-04-01
KEVIN MULLEN		2016-06-04
Stephen Dean		2019-01-03

PERTH GREEN COMMUNITY ASSOCIATION CIO

England & Wales - Charity number 1160536

Accounts

Perth Green Community Association CIO

Charity Number 1160536

April 2024 – March 2025

Chairman's Report – James P Kane

Perth Green continues to be successful and sustainable for the whole community. The centre still has the same focus and vision.

Improve Health and Well being of the local community, and reducing social isolation.

Offering a wide range of activities, requested by service users and residents.

Provide a safe, clean secure and welcoming environment for all users.

The centre has continued working with the community with the help of external funding from Know Your Neighbourhood focusing on combatting loneliness and social isolation. Offering activities requested including zumba, yoga table tennis, craft activities and social afternoon events.

Older and more vulnerable members of the community have continued to attend our welcoming cafe where they can have their lunch and enjoy the company of others. The social sing a long afternoons where they have lunch, a game of bingo, sing and a dance are a great success. The comfortable surroundings of our very successful cafe has brought in new volunteers to the centre who now visit on a daily basis.

A change of name from Men in Sheds to Community Woodsheds has brought new members both men and women and continues to thrive. A new partnership with North East Sports Academy offering 16-19 year olds football and education programme utilising a classroom and 3G facility during daytime. We continue our partnership with The Cultural Spring who provide craft classes and work within the centre making all large scale puppets and themed floats, for local parades in Jarrow and South Shields. Tyne and Wear South Womens Institute continue to utilise the facility with their community work.

The 3G football facility is now fully established with partner clubs, community lead clubs and the local community playing matches and training 7 days a week. Football tournaments and football coaching camps are very popular during school holidays promoting health and wellbeing throughout the area.

Our daily programme throughout the week of Poly gym, fitness suite, Ju-Jitsu, Karate, Cheerleading, Ballet, Carpet Bowls and Audio Drama are still very well attended and have continued to grow.

On a final note, a huge thank you to all staff, volunteers and trustees. A special thank you to June Gardiner for her forty+ years of service as a chairperson and trustee. Dedication and hard work has made another very successful year at Perth Green CA.

James Kane
Chair 2024-2025

PERTH GREEN COMMUNITY ASSOCIATION CIO

Financial statements for the year ended

31st March 2025

Charity Number 1160536

PERTH GREEN COMMUNITY ASSOCIATION CIO

Financial statements for the year ended

31st March 2025

<u>Contents</u>	<u>Page</u>
Statement of financial activities	2
Balance Sheet	3
Notes to the accounts	4 - 8

PERTH GREEN COMMUNITY ASSOCIATION
STATEMENT OF FINANCIAL ACTIVITIES
FOR THE YEAR ENDED 31st MARCH 2025

	Note	Unrestricted Funds £	Restricted Funds £	Total Funds 2025 £	Total Funds 2024 £
Incoming Resources					
Activities received in furtherance of charitable objects:					
Restricted Funds	11		52,870	52,870	48,151
Designated Funds	12		257,857	257,857	150,564
Income from activities for generating funds	3	190,647		190,647	172,882
Investment income					
Bank interest		8,131		8,131	5,415
Total incoming resources		198,778	310,727	509,505	377,013
Resources expended					
Bookkeeping	7	1,500		1,500	1,500
Cleaning		731		731	0
Community Association Events		0		0	0
Cost of coffee bar sales	4	35,037		35,037	30,947
Depreciation	9	5,009		5,009	6,246
Equipment	9	516		516	10
Fees & Licences		3,248		3,248	5,102
Grounds maintenance		229		229	
Independent Examination	6	600		600	480
Insurance	13	1,740		1,740	1,879
Internet		924		924	813
Laundry Project		639		639	
Miscellaneous		3,530		3,530	4,761
NNDR (Business rates)	13	1,843		1,843	1,522
Payroll Service		576		576	504
Pitch	13	1,721		1,721	2,248
Repairs & Maintenance		7,481		7,481	4,783
Salaries	5 & 13	49,978		49,978	45,010
Stationery		216		216	316
Telephone		613		613	385
Transfers	8	51,514		51,514	0
Utilities: Electricity	13	12,945		12,945	23,193
Utilities: Gas	13	13,331		13,331	21,165
Utilities: Water	13	0		0	0
Waste Management		2,280		2,280	2,032
Restricted Funds	11		81,774	81,774	52,008
Designated Funds	12		122,079	122,079	90,802
Total Resources expended		196,202	203,853	400,056	295,507
Net incoming resources before transfers		2,576	106,873	109,449	117,662
Gross transfers between funds		0	0	0	0
Net incoming resources after transfers		2,576	106,873	109,449	117,662
Funds at 1 April 2024		127,773	427,292	473,559	355,897
Funds at 31 March 2025		130,348	534,165	583,008	473,559

PERTH GREEN COMMUNITY ASSOCIATION CIO
BALANCE SHEET
AS AT 31st MARCH 2025

	Note	2025		2024	
		£	£	£	£
Fixed assets					
Fixtures furniture & fittings	9		15,027		18,739
Current assets					
Canteen stock	4	463		451	
Bank balances		599,349		481,288	
Cash in hand		683		5,475	
Total current assets		600,494		487,214	
Current liabilities					
Accruals					
Creditors:	10				
Independent examination		600		480	
Total current liabilities		600		480	
Net current assets			599,894		486,734
Net assets			614,922		505,473
Liabilities					
Restricted Funds as 1st April 2024	11 & 12	423,968		306,306	
Unreserved Funds		81,505		117,662	
		505,473		423,968	
Net Transfers between Funds	8		505,473		423,968
Loss/surplus for the year			109,449		81,505
			614,922		505,473
Represented by					
Restricted Funds as at 31st March 2025	11 & 12		492,628		377,749
Unreserved Funds			122,294		127,725
			614,922		505,473

Approved by the management committee on..... and signed by the following members:-

Name: James Kane Position: Chairman Signed: 

Name: Kevin Mullen Position: Treasurer Signed: 

PERTH GREEN COMMUNITY ASSOCIATION CIO
Notes to the accounts

1. Accounting policies

These accounts have been prepared in accordance with Accounting and Reporting by Charities - Statement of Recommended Practice (SORP 2000) and the Charities Act 1993.

Funds

Unrestricted funds are funds which can be used in accordance with the charitable objects at the discretion of the management committee.

Restricted funds are either grant-related (to be used for specific purposes as laid down by the donor) or section-related (to be used by the section generating the income).

2. Grants received

	2025	2024
	£	£
Jarrow Festival	0	0
Know Your Neighbourhood Fund	50,370	38,401
Operation Payback	0	4,250
Grocer's Charity	0	5,000
CAF Christmas	750	500
Totals	<u>51,120</u>	<u>48,151</u>

3. Income from activities for generating funds

	Unrestricted Funds	Total Funds 2025	Total Funds 2024
	£	£	£
CA Events	0	0	1,500
Caretaking	21,996	21,996	20,163
Coffee Bar Receipts	68,199	68,199	60,131
Donation	6,470	6,470	381
Laundry Project	1,020	1,020	1,068
Member-Levies	10,222	10,222	9,806
Miscellaneous	3,007	3,007	586
Pitch Donations	0	0	0
Pitch Lettings	1,136	1,136	1,500
Room Hire	77,141	77,141	76,274
Tanning Booth	1,457	1,457	1,473
	<u>190,647</u>	<u>190,647</u>	<u>172,882</u>

PERTH GREEN COMMUNITY ASSOCIATION CIO
Notes to the accounts

4. Cost of coffee bar sales

	Total Funds 2025 £	Total Funds 2024 £
Opening stock	451	627
Purchases	35,049	30,772
Closing Stock	463	451
Cost of coffee bar sales	<u>35,037</u>	<u>30,947</u>

5. Paid employees

	2025 £	2024 £
Total staff costs	88,128	76,662
Less Grant Related Support	<u>38,150</u>	<u>31,652</u>
	49,978	45,010

No employee received emoluments over £50,000

6. Fees for the examining the accounts

	2025 £	2024 £
Independent examiner's fees	<u>600</u>	<u>480</u>

7. Related party transactions

	2025 £	2024 £
Honoraria received by the bookkeeper	<u>1,500</u>	<u>1,000</u>

8. Transfers between Funds

	2025 £	2024 £
Contribution to New Build	30,000	0
Equipment	11,514	0
Grass Pitch Development	10,000	0
	<u>51,514</u>	<u>0</u>

Post Code 3G to Grass Pitch Development 20,000

PERTH GREEN COMMUNITY ASSOCIATION CIO
Notes to the accounts

9. Tangible fixed assets

<u>Asset cost</u>	2025 Fixtures, furniture and fittings £	2024 Fixtures, furniture and fittings
Costs brought forward	129,392	126,104
Additions	1,297	3,288
Disposals	0	0
Costs carried forward	<u>130,689</u>	<u>129,392</u>
<u>Depreciation</u> (25% Straight line method)		
Depreciation brought forward	110,653	104,407
Charge for the year	5,009	6,246
Depreciation carried forward	<u>115,662</u>	<u>110,653</u>
<u>Net Book Value</u>		
Brought forward	18,739	21,697
Carried forward	<u>15,027</u>	<u>18,739</u>

10. Accruals

	2025	2024
Creditors:		
Independent examiner	600	480
	<u>600</u>	<u>480</u>

PERTH GREEN COMMUNITY ASSOCIATION
Notes to the accounts

11. Restricted Funds

	Balance at 01.04.24 £	Incoming resources & transfers £	Outgoing resources & transfers £	Balance at 31.03.25 £
Grant-related funds				
Jarrow Festival	0	1,750.00	610.00	1,140
Postcode Neighbour (3G)	20,000	0	20,000	0
Local Giving - Outdoor Furniture	500	0	500	0
Arnold Clark	1,000	0	1,000	0
Home from Home AfA	3,811	0	3,811	0
Boot Bank (Sported)	500	0	500	0
MLG - Healthy Active Child	500	0	500	0
Warm Spaces	4,400	0	4,400	0
Know Your Neighbourhood Fund 1	3,878	0	3,878	0
Know Your Neighbourhood Fund 2	0	50,370	46,575	3,794
CAF (Football Stand)	0	750	0	750
Total of Grant-related funds	34,589	52,870	81,774	5,684

12. Designated Funds

3G Pitch	39,976	77,346	64,210	53,112
3G Pitch Replacement Fund	55,000	32,500	0	87,500
Jarrow FC	6,957	29,342	34,315	1,985
Saturday Kitchen	63,432	44,592	22,245	85,779
Fitness Suite	7,889	1,278	688	8,478
Polygym	4,427	1,284	620	5,091
Contribution to New Build	170,000	30,000	0	200,000
Equipment	3,486	11,514	0	15,000
Grass Pitch Development	0	30,000	0	30,000
Total of Designated funds	351,166	257,857	122,079	486,944
Total of All funds	385,755	310,727	203,853	492,628

PERTH GREEN COMMUNITY ASSOCIATION

Notes to the accounts

13. Grant Related Support

	Insurance	Pitch	Wages	Electricity	Gas	Total
	£	£	£	£	£	£
Expend	1,739.88	1,721.41	88,128.48	21,669.50	19,430.87	132,690.14
Grants						
Warm Spaces				2,200.00	2,200.00	4,400.00
Know Your Neighbourhood			26,935.50	3,900.00	3,900.00	34,735.50
3G Contribution			11,214.84	2,625.00		13,839.84
Total Support	0.00	0.00	38,150.34	8,725.00	6,100.00	52,975.34
Cost to CA	1,739.88	1,721.41	49,978.14	12,944.50	13,330.87	79,714.80

Dear Henry/Jimmy,

16th December 2025

We have conducted an official financial check of your records and accounts for Perth Green Community Association from April 2024 to March 2025. In general, no mistakes or inconsistencies were found with any of the figures and summaries showing a true and fair representation of activity during the specified period.

We can confirm that the records and accounts are correct and fair.

Please see below the individual checks performed:

- Total sales and expenditure for each week were matched to income and expenditure summaries.
- Income and expenditure were checked and matched for every period perfectly.
- Closing bank balances were checked to statements and successfully matched after the unrepresented cheques and outstanding lodgements were taken into account. Please see notes to accounts for detail.

Notes to Accounts:

March 2025:

Balance per client bank balance	-11,003.80
Outstanding lodgements	21,003.80
Closing bank balance	10,000
Balance per bank statement as at 31 st March 25	10,000

March 2025:

Balance per client premium bank balance	105,732.33
Outstanding lodgements	0.00
Closing bank balance	105,732.33
Balance per bank statement as at 31 st March 25	105,732.33

March 2025:

Balance per client savings bank balance	504,620.02
Outstanding lodgements	0.00
Closing bank balance	504,620.02
Balance per bank statement as at 31 st March 25	504,620.02

Yours faithfully,



Alex Hudson ACCA

PERTH GREEN COMMUNITY ASSOCIATION CIO

England & Wales - Charity number 1160536

Accounts

Perth Green Community Association CIO

Charity Number 1160536

April 2023 – March 2024

Chairman's Report – James P Kane

Another successful year for Perth Green. The 3G facility has quickly become well established and is offering education, sport and recreation to the whole community. The Centre still has the same focus and vision.

- Improve Health and Wellbeing of the local community, and reducing social isolation.
- Offering a wide range of activities, requested by service users.
- Provide a safe, clean, secure and welcoming environment for all users.

The Centre has continued working with the community with external funding provided from Know Your Neighbourhood with the focus on combatting loneliness and social isolation. Offering activities and services requested by the local community including digital inclusion, cooking on a budget, walking football, Zumba, craft activities and very successful social afternoons. Trustees, employees and volunteers have continued to make Perth Green Community Association a vibrant Community Hub for the local area. The Centre is financially sound and is always looking forward toward future sustainability.

Following consultation, a community garden steering group has been set up working with a range of partner organisations to help deliver what is required for the local community. Plans are currently in progress for a range of cultivation/propagation to promote self-sustainability and become more self-sufficient as a community.

A new group joined the community centre utilising the existing woodwork classroom. The Group originally named Men is Sheds has now evolved to include women and have new title Tyneside Community Woodshed. A very supportive group to the centre helping develop the community garden and offering their services to other community groups.

The Centre continues to support the local community and continues to receive an array of grants helping to make all activities accessible to the local community, especially continuing to support the older and more vulnerable members of the community. The luncheon club and meal delivery service are continuing to expand providing a much-needed service.

The centre offers a wide range of activities throughout the week catering for a wide range of ages and abilities such as the poly gym, fitness suite, Ju-Jitsu, Karate, Cheerleading, Ballet, Performing Arts, Carpet Bowls, Craft Group, Audio drama and Pottery.

I would like to thank all the trustees and staff for their continued dedication and hard work making the Centre a welcoming and vibrant place to be.

James Kane

2023-2024

PERTH GREEN COMMUNITY ASSOCIATION CIO

Financial statements for the year ended

31st March 2024

Charity Number 1160536

PERTH GREEN COMMUNITY ASSOCIATION CIO

Financial statements for the year ended

31st March 2024

<u>Contents</u>	<u>Page</u>
Statement of financial activities	2
Balance Sheet	3
Notes to the accounts	4 - 8

PERTH GREEN COMMUNITY ASSOCIATION
STATEMENT OF FINANCIAL ACTIVITIES
FOR THE YEAR ENDED 31st MARCH 2024

	Note	Unrestricted Funds £	Restricted Funds £	Total Funds 2024 £	Total Funds 2023 £
Incoming Resources					
Activities received in furtherance of charitable objects:					
Restricted Funds	11		48,151	48,151	74,007
Designated Funds	12		150,564	150,564	127,421
Income from activities for generating funds	3	172,882		172,882	155,565
Investment income					
Bank interest		5,415		5,415	584
Total incoming resources		178,298	198,715	377,013	357,576
Resources expended					
Bookkeeping	7	1,500		1,500	1,000
Community Association Events		0		0	5
Cost of coffee bar sales	4	30,947		30,947	19,993
Depreciation	9	6,246		6,246	7,232
Equipment	9	10		10	204
Fees & Licences		5,102		5,102	3,133
Independent Examination	6	480		480	480
Insurance	13	1,879		1,879	0
Internet		813		813	945
Miscellaneous		4,761		4,761	1,753
NNDR (Business rates)	13	1,522		1,522	62
Payroll Service		504		504	498
Pitch	13	2,248		2,248	4,754
Repairs & Maintenance		4,783		4,783	3,113
Salaries	5 & 13	45,010		45,010	14,702
Stationery		316		316	315
Telephone		385		385	364
Utilities: Electricity	13	23,193		23,193	8,256
Utilities: Gas	13	21,165		21,165	13,579
Utilities: Water	13			0	801
Waste Management		2,032		2,032	1,915
Restricted Funds	11		52,008	52,008	88,804
Designated Funds	12		90,602	90,602	68,007
Total Resources expended		152,897	142,610	295,507	239,914
Net incoming resources before transfers		25,401	56,105	81,505	117,662
Gross transfers between funds	8			0	0
Net incoming resources after transfers		25,401	56,105	81,505	117,662
Funds at 1 April 2023		102,372	371,187	473,559	355,897
Funds at 31 March 2024		127,773	427,292	555,064	473,559

PERTH GREEN COMMUNITY ASSOCIATION CIO
BALANCE SHEET
AS AT 31st MARCH 2024

	Note	2024		2023	
		£	£	£	£
Fixed assets					
Fixtures furniture & fittings	9		18,739		21,697
Current assets					
Canteen stock	4	451		627	
Bank balances		481,288		397,465	
Cash in hand		<u>5,475</u>		<u>4,659</u>	
Total current assets		487,214		402,751	
Current liabilities					
Accruals					
Creditors:	10				
Independent examination		480		480	
Total current liabilities		<u>480</u>		<u>480</u>	
Net current assets			486,734		402,271
Net assets			<u>505,473</u>		<u>423,968</u>
Liabilities					
Restricted Funds as 1st April 2023	11 & 12	306,306		295,158	
Unreserved Funds		<u>117,662</u>		<u>31,148</u>	
		423,968		326,306	
Net Transfers between Funds	8		<u>423,968</u>	<u>20,000</u>	306,306
Loss/surplus for the year			<u>81,505</u>		<u>117,662</u>
			<u>505,473</u>		<u>423,968</u>
Represented by					
Restricted Funds as at 31st March 2023	11 & 12		377,749		321,644
Unreserved Funds			<u>127,725</u>		<u>102,324</u>
			<u>505,473</u>		<u>423,968</u>

Approved by the management committee on..... and signed by the following members:-

Name James Peseke Position Chairman Signed [Signature]

Name Stephen [Signature] Position Trustee Signed [Signature]

PERTH GREEN COMMUNITY ASSOCIATION CIO

Notes to the accounts

1. Accounting policies

These accounts have been prepared in accordance with Accounting and Reporting by Charities - Statement of Recommended Practice (SORP 2000) and the Charities Act 1993.

Funds

Unrestricted funds are funds which can be used in accordance with the charitable objects at the discretion of the management committee.

Restricted funds are either grant-related (to be used for specific purposes as laid down by the donor) or section-related (to be used by the section generating the income).

2. Grants received

	2024	2023
	£	£
Ballinger		7,500
Jarrow Festival		649
Greggs Foundation		10,000
Virgin Money - Community Anchor Fund		14,700
TNL		10,000
Jubilee Celebration		500
Holiday Activities and Food		3,674
Linden Family - Comm Found		2,900
ASDA Community (1)		877
Warburton Trust CAF		400
Rothley Trust		1,000
Boot Bank (Sported)		500
Luncheon Club Activities		2,500
Christmas Hamper (CAF)		500
Karbon Homes		1,250
ASDA Community (2)		1,001
MLG - Healthy Active Child		500
HAF Winter Holidays		1,370
Warm Spaces		5,000
Know Your Neighbourhood Fund	38,401	7,186
Operation Payback	4,250	0
Joicey Trust		1,000
Doggerbank		1,000
Grocer's Charity	5,000	0
CAF Christmas	500	0
Totals	48,151	74,007

3. Income from activities for generating funds

	Unrestricted Funds	Total Funds 2024	Total Funds 2023
	£	£	£
CA Events	1,500	1,500	0
Caretaking	20,163	20,163	22,000
Coffee Bar Receipts	60,131	60,131	38,240
Donation	381	381	728
Laundry Project	1,068	1,068	643
Member-Levies	9,806	9,806	10,186
Miscellaneous	586	586	406
Pitch Donations	0	0	260
Pitch Lettings	1,500	1,500	1,385
Room Hire	76,274	76,274	80,558
Tanning Booth	1,473	1,473	1,159
	172,882	172,882	155,565

PERTH GREEN COMMUNITY ASSOCIATION CIO
Notes to the accounts

4. Cost of coffee bar sales

	Total Funds 2024 £	Total Funds 2023 £
Opening stock	627	625
Purchases	30,772	19,995
Closing Stock	451	627
Cost of coffee bar sales	<u>30,947</u>	<u>19,993</u>

5. Paid employees

	2024 £	2023 £
Total staff costs	76,662	40,919
Less Grant Related Support	<u>31,652</u>	<u>26,218</u>
	45,010	14,702

No employee received emoluments over £50,000

6. Fees for the examining the accounts

	2024 £	2023 £
Independent examiner's fees	<u>480</u>	<u>480</u>

7. Related party transactions

	2024 £	2023 £
Honoraria received by the bookkeeper	<u>1,500</u>	<u>1,000</u>

8. Transfers between Funds

	2024 £	2023 £
Transfers between funds	<u>0</u>	<u>20,000</u>
	<u>0</u>	<u>20,000</u>

PERTH GREEN COMMUNITY ASSOCIATION CIO
Notes to the accounts

9. Tangible fixed assets

<u>Asset cost</u>	2024	2023
	Fixtures, furniture and fittings £	Fixtures, furniture and fittings
Costs brought forward	126,104	111,346
Additions	3,288	14,758
Disposals	0	0
Costs carried forward	<u>129,392</u>	<u>126,104</u>
<u>Depreciation</u> (25% Straight line method)		
Depreciation brought forward	104,407	97,174
Charge for the year	6,246	7,232
Depreciation carried forward	<u>110,653</u>	<u>104,407</u>
<u>Net Book Value</u>		
Brought forward	21,697	14,172
Carried forward	<u>18,739</u>	<u>21,697</u>

10. Accruals

	2024	2023
Creditors:		
Independent examiner	480 ^a	480
	<u>480</u>	<u>480</u>

PERTH GREEN COMMUNITY ASSOCIATION

Notes to the accounts

11. Restricted Funds

	Balance at 01.04.23 £	Incoming resources & transfers £	Outgoing resources & transfers £	Balance at 31.03.24 £
Grant-related funds				
Postcode Neighbour (3G)	20,000			20,000
Local Giving - Outdoor Furniture	500			500
Arnold Clark	1,000			1,000
Home from Home AfA	4,520		709	3,811
Rothley Trust	1,000		1,000	0
Boot Bank (Sported)	500			500
MLG - Healthy Active Child	500			500
Warm Spaces	5,000		600	4,400
Know Your Neighbourhood Fund 1	3,195	38,401	39,366	2,230
Operation Payback	0	4,250	4,250	0
Doggerbank	583		583	0
Grocer's Charity	0	5,000	5,000	0
CAF Christmas	0	500	500	0

Total of Grant-related funds

36,798	48,151	52,008	32,941
--------	--------	--------	--------

12. Designated Funds

3G Pitch	2,877	69,145	44,289	27,732
3G Pitch Replacement Fund	18,750	18,750		37,500
Jarrow FC	14,381	18,603	26,187	6,797
Saturday Kitchen	41,837	42,836	17,696	66,977
Fitness Suite	9,755	564	2,430	7,889
Polygym	3,761	666		4,427
Contribution to New Build	190,000			190,000
Equipment	3,486			3,486

Total of Designated funds

284,846	150,564	90,602	344,808
---------	---------	--------	---------

Total of All funds

321,644	198,715	142,610	377,749
---------	---------	---------	---------

PERTH GREEN COMMUNITY ASSOCIATION

Notes to the accounts

13. Grant Related Support

	Insurance	Pitch	Wages	Electricity	Gas	Total
	£	£	£	£	£	£
Expend	2,591.16	6,601.95	76,662.31	26,193.43	23,614.73	135,663.58
Grants						
Know Your Neighbourhood	712.00		28,318.24	3,000.00	2,450.00	34,480.24
3G Contribution		4,354.41	3,334.20			7,688.61
Total Support	712.00	4,354.41	31,652.44	3,000.00	2,450.00	42,168.85
Cost to CA	1,879.16	2,247.54	45,009.87	23,193.43	21,164.73	93,494.73

Dear Henry/Jimmy,

27th January 2025

We have conducted an official financial check of your records and accounts for Perth Green Community Association from April 2023 to March 2024. In general, no mistakes or inconsistencies were found with any of the figures and summaries showing a true and fair representation of activity during the specified period.

We can confirm that the records and accounts are correct and fair.

Please see below the individual checks performed:

- Total sales and expenditure for each week were matched to income and expenditure summaries.
- Income and expenditure were checked and matched for every period perfectly.
- Closing bank balances were checked to statements and successfully matched after the unrepresented cheques and outstanding lodgements were taken into account. Please see notes to accounts for detail.

Notes to Accounts:

March 2024:

Balance per client bank balance	-36,375.88
Outstanding lodgements	45,375.88
Closing bank balance	10,000
Balance per bank statement as at 31 st March 24	10,000

March 2024:

Balance per client premium bank balance	104,186.40
Outstanding lodgements	0.00
Closing bank balance	104,186.40
Balance per bank statement as at 31 st March 24	104,186.40

March 2024:

Balance per client savings bank balance	413,477.15
Outstanding lodgements	0.00
Closing bank balance	413,477.15
Balance per bank statement as at 31 st March 24	413,477.15

Yours faithfully,



Alex Hudson ACCA

PERTH GREEN COMMUNITY ASSOCIATION CIO

England & Wales - Charity number 1160536

Accounts

Perth Green Community Association CIO

Charity Number 1160536

April 2022 – March 2023

Chairman's Report – James P Kane

Another successful year for Perth Green. Two years after the end of lock down resulting from the Covid pandemic and the Centre is doing well. The Centre still has the same focus and vision:

- Improve Health and Wellbeing of the local community, and reducing social isolation.
- Offering a wide range of activities, requested by service users.
- Provide a safe, clean, secure and welcoming environment for all users.

The Centre has continued to work in partnership with South Tyneside Council providing a warm space for local residents including activities and free healthy refreshments. Trustees, employees and volunteers have continued to make Perth Green Community Association a vibrant Community Hub for the local area. The Centre is financially sound and is always looking forward toward future sustainability.

The partnership with the Beacon of Light (part of Sunderland Football clubs training arm) is continuing to deliver training to young adults, the centre has also secured a wide range of anchor tenants, Changing Lives, Even Better, Ceramics / Silver Smith tutor and a Community Design and Gifts workshop. All of these organisations share the same community ethos as Perth Green Community Association.

The Centre continues to support the local community and continues to receive an array of grants helping to make all activities accessible to the local community, especially continuing to support the older and more vulnerable members of the community. The luncheon club and meal delivery service are continuing to expand providing a much-needed service.

The 3G football facility is now well established with local teams and youths from the local community training or playing league matches 7 days a week, promoting health and wellbeing throughout the area.

The centre offers a wide range of activities throughout the week catering for a wide range of ages and abilities such as the polygym and fitness suite, Ju-Jitsu, Karate, Cheerleading, Ballet, Performing Arts, Carpet Bowls, Craft Group and Audio drama to name a few.

On a final note, a huge thank you to all the trustees and staff for their dedication and hard work making the Centre a welcoming and vibrant place to visit.

James Kane Chair

2022-2023

Perth Green Community Association CIO

Charity Number 1160536

April 2022 – March 2023

Chairman's Report – James P Kane

Another successful year for Perth Green. Two years after the end of lock down resulting from the Covid pandemic and the Centre is doing well. The Centre still has the same focus and vision:

- Improve Health and Wellbeing of the local community, and reducing social isolation.
- Offering a wide range of activities, requested by service users.
- Provide a safe, clean, secure and welcoming environment for all users.

The Centre has continued to work in partnership with South Tyneside Council providing a warm space for local residents including activities and free healthy refreshments. Trustees, employees and volunteers have continued to make Perth Green Community Association a vibrant Community Hub for the local area. The Centre is financially sound and is always looking forward toward future sustainability.

The partnership with the Beacon of Light (part of Sunderland Football clubs training arm) is continuing to deliver training to young adults, the centre has also secured a wide range of anchor tenants, Changing Lives, Even Better, Ceramics / Silver Smith tutor and a Community Design and Gifts workshop. All of these organisations share the same community ethos as Perth Green Community Association.

The Centre continues to support the local community and continues to receive an array of grants helping to make all activities accessible to the local community, especially continuing to support the older and more vulnerable members of the community. The luncheon club and meal delivery service are continuing to expand providing a much-needed service.

The 3G football facility is now well established with local teams and youths from the local community training or playing league matches 7 days a week, promoting health and wellbeing throughout the area.

The centre offers a wide range of activities throughout the week catering for a wide range of ages and abilities such as the polygym and fitness suite, Ju-Jitsu, Karate, Cheerleading, Ballet, Performing Arts, Carpet Bowls, Craft Group and Audio drama to name a few.

On a final note, a huge thank you to all the trustees and staff for their dedication and hard work making the Centre a welcoming and vibrant place to visit.

James Kane Chair

2022-2023

PERTH GREEN COMMUNITY ASSOCIATION CIO

Financial statements for the year ended

31st March 2023

Charity Number 1160536

PERTH GREEN COMMUNITY ASSOCIATION CIO

Financial statements for the year ended

31st March 2023

<u>Contents</u>	<u>Page</u>
Statement of financial activities	2
Balance Sheet	3
Notes to the accounts	4 - 8


PERTH GREEN COMMUNITY ASSOCIATION
STATEMENT OF FINANCIAL ACTIVITIES
FOR THE YEAR ENDED 31st MARCH 2023


	Note	Unrestricted Funds	Restricted Funds	Total Funds 2023	Total Funds 2022
		£	£	£	£
Incoming Resources					
Activities received in furtherance of charitable objects:					
Restricted Funds	11		74,007	74,007	124,640
Designated Funds	12		127,421	127,421	31,584
Income from activities for generating funds	3	155,565		155,565	200,426
Investment income					
Bank interest		584		584	34
Total incoming resources		156,149	201,428	357,576	356,684
Resources expended					
Bookkeeping	7	1,000		1,000	1,000
Community Association Events		5		5	0
Cost of coffee bar sales	4	19,993		19,993	9,624
Depreciation	9	7,232		7,232	4,724
Equipment	9 & 13	204		204	501
Fees & Licences		3,133		3,133	2,983
Furlough		0		0	1,646
Independent Examination	6	480		480	350
Insurance	13	0		0	210
Internet		945		945	835
Miscellaneous		1,753		1,753	2,265
NNDR (Business rates)	13	62		62	1,346
Payroll Service		498		498	690
Pitch	13	4,754		4,754	1,638
Project 3G		0		0	121,901
Repairs & Maintenance	13	3,113		3,113	12,297
Salaries	5 & 13	14,702		14,702	13,164
Stationery		315		315	358
Telephone		364		364	363
Training		0		0	350
Utilities: Electricity	13	8,256		8,256	9,112
Utilities: Gas	13	13,579		13,579	6,937
Utilities: Water	13	801		801	3,781
Waste Management		1,915		1,915	1,818
Restricted Funds	11		88,804	88,804	94,623
Designated Funds	12		68,007	68,007	33,020
Total Resources expended		83,104	156,810	239,914	325,536
Net incoming resources before transfers		73,045	44,618	117,662	31,148
Gross transfers between funds	8	-20,000	20,000	0	0
Net incoming resources after transfers		53,045	64,618	117,662	31,148
Funds at 1 April 2022		49,327	306,570	355,897	324,749
Funds at 31 March 2023		102,372	371,187	473,559	355,897

PERTH GREEN COMMUNITY ASSOCIATION CIO
BALANCE SHEET
AS AT 31st MARCH 2023

	Note	2023		2022	
		£	£	£	£
Fixed assets					
Fixtures furniture & fittings	9		21,697		14,172
Current assets					
Canteen stock	4	627		625	
Bank balances		397,465		311,240	
Cash in hand		<u>4,659</u>		<u>618</u>	
Total current assets		402,751		312,484	
Current liabilities					
Accruals					
Creditors:	10				
Independent examination			480	350	
Total current liabilities			<u>480</u>	<u>350</u>	
Net current assets			402,271		312,134
Net assets			<u><u>423,968</u></u>		<u><u>326,306</u></u>
Liabilities					
Restricted Funds as 1st April 2022	11 & 12	295,158		208,869	
Unreserved Funds		<u>31,148</u>		<u>86,289</u>	
		326,306		295,158	
Net Transfers between Funds	8	<u>20,000</u>	306,306	<u>0</u>	295,158
Loss/surplus for the year			<u>117,662</u>	<u>31,148</u>	
			<u><u>423,968</u></u>	<u><u>326,306</u></u>	
Represented by					
Restricted Funds as at 31st March 2023	11 & 12		321,644		277,026
Unreserved Funds			<u>102,324</u>		<u>49,280</u>
			<u><u>423,968</u></u>		<u><u>326,306</u></u>

Approved by the management committee on..... and signed by the following members:-

Name: JAMES PETER KANE Position: Chairman Signed: 

Name: JANE ELIZABETH GARDNER Position: V.C Signed: 

PERTH GREEN COMMUNITY ASSOCIATION CIO

Notes to the accounts

1. Accounting policies

These accounts have been prepared in accordance with Accounting and Reporting by Charities - Statement of Recommended Practice (SORP 2000) and the Charities Act 1993.

Funds

Unrestricted funds are funds which can be used in accordance with the charitable objects at the discretion of the management committee.

Restricted funds are either grant-related (to be used for specific purposes as laid down by the donor) or section-related (to be used by the section generating the income).

2. Grants received

	2023	2022
	£	£
Ballinger	7,500.00	7,500
Jarrow Festival	649.00	500
Greggs Foundation	10,000.00	15,000
Postcode Neighbour (3G)		20,000
Local Giving - Outdoor Furniture		500
J Knott TST - 3G		10,000
ESC lottery (Sport England)		26,100
Holiday Meals (CAF)		1,000
Virgin Money - Community Anchor Fund	14,700.00	12,250
Arnold Clark		1,000
Home from Home AfA		4,790
Hadrian Trust		1,000
Garfield Weston		25,000
TNL	10,000	
Jubilee Celebration	500	
Holiday Activities and Food	3,674	
Linden Family - Comm Found	2,900	
ASDA Community (1)	877	
Warburton Trust CAF	400	
Rothley Trust	1,000	
Boot Bank (Sported)	500	
Luncheon Club Activities	2,500	
Christmas Hamper (CAF)	500	
Karbon Homes	1,250	
ASDA Community (2)	1,001	
MLG - Healthy Active Child	500	
HAF Winter Holidays	1,370	
Warm Spaces	5,000	
Know Your Neighbourhood Fund	7,186	
Joicey Trust	1,000	
Doggerbank	1,000	
Totals	74,007	124,640

3. Income from activities for generating funds

	Unrestricted	Total	Total
	Funds	Funds	Funds
	£	2023	2022
	£	£	£
Caretaking	22,000	22,000	22,000
Coffee Bar Receipts	38,240	38,240	16,360
Donation	728	728	28,400
Furlough	0	0	9,668
Laundry Project	643	643	722
Lettings	80,558	80,558	60,192
Member-Levies	10,186	10,186	9,177
Miscellaneous	406	406	215
Pitch Donations	260	260	200
Pitch Lettings	1,385	1,385	2,635
Project 3G	0	0	50,000
Tanning Booth	1,159	1,159	859
Totals	155,565	155,565	200,426

PERTH GREEN COMMUNITY ASSOCIATION CIO

Notes to the accounts

4. Cost of coffee bar sales

	Total Funds 2023 £	Total Funds 2022 £
Opening stock	625	522
Purchases	19,995	9,727
Closing Stock	627	625
Cost of coffee bar sales	<u>19,993</u>	<u>9,624</u>

5. Paid employees

	2023 £	2022 £
Total staff costs	40,919	34,914
Less Grant Related Support	<u>26,218</u>	
	14,702	34,914

No employee received emoluments over £50,000

6. Fees for the examining the accounts

	2023 £	2022 £
Independent examiner's fees	<u>480</u>	<u>350</u>

7. Related party transactions

	2023 £	2022 £
Honoraria received by the bookkeeper	<u>1,000</u>	<u>1,000</u>

8. Transfers between Funds

	2023 £	2022 £
Transfers between funds	<u>20,000</u>	<u>0</u>
	<u>20,000</u>	<u>0</u>

PERTH GREEN COMMUNITY ASSOCIATION CIO
Notes to the accounts

9. Tangible fixed assets

<u>Asset cost</u>	2023 Fixtures, furniture and fittings £	2022 Fixtures, furniture and fittings
Costs brought forward	111,346	96,824
Additions	14,758	14,523
Disposals	0	0
Costs carried forward	<u>126,104</u>	<u>111,346</u>
<u>Depreciation</u> (25% Straight line method)		
Depreciation brought forward	97,174	92,450
Charge for the year	7,232	4,724
Depreciation carried forward	<u>104,407</u>	<u>97,174</u>
<u>Net Book Value</u>		
Brought forward	14,172	4,373
Carried forward	<u>21,697</u>	<u>14,172</u>

10. Accruals

	2023	2022
Creditors:		
Independent examiner	480	350
	<u>480</u>	<u>350</u>

PERTH GREEN COMMUNITY ASSOCIATION

Notes to the accounts

11. Restricted Funds

	Balance at 01.04.22 £	Incoming resources & transfers £	Outgoing resources & transfers £	Balance at 31.03.23 £
Grant-related funds	604	0	604	0
Inspire	13,525	7,500	21,025	0
Ballinger Trust - Older Peoples Co ordinator	215	0	215	0
Community Foundation - Covid 19	500	0	500	0
Magic Little Grant - Football Training Kit	58	649	707	0
Jarrow Festival	2,762	10,000	12,762	0
Greggs Foundation	20,000	0	0	20,000
Postcode Neighbour (3G)	500	0	0	500
Local Giving - Outdoor Furniture	7,140	14,700	21,840	0
Virgin Money - Community Anchor Fund	1,000	0	0	1,000
Arnold Clark	4,790	0	270	4,520
Home from Home AfA	500	0	500	0
Hadrian Trust	0	10,000	10,000	0
TNL	0	500	500	0
Jubilee Celebration	0	3,674	3,674	0
Holiday Activities and Food	0	2,900	2,900	0
Linden Family - Comm Found	0	877	877	0
ASDA Community (1)	0	400	400	0
Warburton Trust CAF	0	1,000	0	1,000
Rothley Trust	0	500	0	500
Boot Bank (Sported)	0	2,500	2,500	0
Luncheon Club Activities	0	500	500	0
Christmas Hamper (CAF)	0	1,250	1,250	0
Karbon Homes	0	1,001	1,001	0
ASDA Community (2)	0	500	0	500
MLG - Healthy Active Child	0	1,370	1,370	0
HAF Winter Holidays	0	5,000	0	5,000
Warm Spaces	0	7,186	3,991	3,195
Know Your Neighbourhood Fund	0	1,000	1,000	0
Joicey Trust	0	1,000	417	583
Doggerbank				
Total of Grant-related funds	51,594	74,007	88,804	36,798

12. Designated Funds

3G Pitch	0	39,397	36,520	2,877
3G Pitch Replacement Fund	0	18,750	0	18,750
Jarrow FC	16,303	23,178	25,100	14,381
Saturday Kitchen	23,203	24,744	6,109	41,837
Fitness Suite	9,338	654	238	9,755
Polygym	3,101	699	39	3,761
Contribution to New Build	170,000	20,000	0	190,000
Equipment	3,486	0	0	3,486
Total of Designated funds	225,432	127,421	68,007	284,846
Total of All funds	277,026	201,428	156,810	321,644

PERTH GREEN COMMUNITY ASSOCIATION

Notes to the accounts

13. Grant Related Support

	Equipment	Grounds	Maintenance	Insurance	Pitch	Rates (NDR)	Repairs & Maintenance	Saturday	Kitchen	Wages	Electricity	Gas	Water	Total
	£	£	£	£	£	£	£	£	£	£	£	£	£	£
Expend	14,962.08		350.00	1,500.25	7,902.18	2,636.80	7,961.42	8,591.16	40,919.47	19,647.03	20,783.22	4,676.14	129,929.75	
Grants														
Covid-19 Response							214.60							214.60
Ballinger	10,000.00						4,634.20							21,025.20
TNL			350.00	1,500.25	3,148.03	2,574.77			940.78	8,106.16	2,750.00	750.00	500.00	13,148.03
3G Contribution									870.00					12,106.16
Holiday Activities and Food									4,012.19	8,157.93	6,374.67	3,295.21		21,840.00
Virgin Money - Anchor Fund									383.18					870.00
Joicey Trust														383.18
Know Y our Neighbourhood								2,481.84	720.00	160.00	80.00	80.00		3,521.84
HAF Winter Holidays									160.00	322.92				482.92
Total Support	10,000.00		350.00	1,500.25	3,148.03	2,574.77	4,848.80	2,481.84	26,217.51	11,390.85	7,204.67	3,875.21	73,591.93	
Cost to CA	4,962.08		0.00	0.00	4,754.15	62.03	3,112.62	6,109.32	14,701.96	8,256.18	13,578.55	800.93	56,337.82	

Dear Henry/Jimmy,

1st February 2024

We have conducted an official financial check of your records and accounts for Perth Green Community Association from April 2022 to March 2023. In general, no mistakes or inconsistencies were found with any of the figures and summaries showing a true and fair representation of activity during the specified period.

We can confirm that the records and accounts are correct and fair.

Please see below the individual checks performed:

- Total sales and expenditure for each week were matched to income and expenditure summaries.
- Income and expenditure were checked and matched for every period perfectly.
- Closing bank balances were checked to statements and successfully matched after the unrepresented cheques and outstanding lodgements were taken into account. Please see notes to accounts for detail.

Notes to Accounts:

March 2023:

Balance per client bank balance	-20,645.80
Outstanding lodgements	30,645.80
Closing bank balance	10,000
Balance per bank statement as at 31 st March 23	10,000

March 2023:

Balance per client premium bank balance	102,946.97
Outstanding lodgements	0
Closing bank balance	102,946.97
Balance per bank statement as at 31 st March 23	102,946.97

March 2023:

Balance per client savings bank balance	315,163.90
Outstanding lodgements	-434.84
Closing bank balance	314,729.06
Balance per bank statement as at 31 st March 23	314,729.06

Yours faithfully,



Alex Hudson ACCA

PERTH GREEN COMMUNITY ASSOCIATION CIO

England & Wales - Charity number 1160536

Accounts

Perth Green Community Association CIO

Charity Number 1160536

April 2021 – March 2022

Chairman's Report – James P Kane

The year began following the closure for a prolonged period due to Covid-19 but reopened with hope and enthusiasm for the coming year. Trustees, employees and volunteers jumped into helping the CA attain its activities and financial goals with renewed energy.

The CA continues to support the community in its area and have received numerous grants that have helped to establish activities for older people with donations from supporting charitable organisations for assistance with core running costs to ensure sustainability. Other donations and grants helped to continue the meal delivery service established the previous year. A Community Garden was also created for members to be able to enjoy the outside during the warm months.

Possibly the biggest achievement for the CA was obtaining funding for the construction of the 3G pitch, the CA's own funds and contributions received from Football Foundation and South Tyneside Council will allow the CA to promote health and wellbeing throughout the area. This pitch will be a FIFA registered 3G facility which will allow for partner clubs and the local community to take advantage of this excellent hub of activity without discrimination of gender, age ethic or religious beliefs.

The CA has a number of activities which cater for a wide range of ages and abilities, such as the polygym and fitness suite, Ju-Jitsu, Karate, Cheerleading, Ballet, and Performing Arts to name a few.

On a final note, a huge thanks to the trustees and staff for their dedication and hard work making the Centre a welcoming and vibrant place to visit.

James Kane

Chair 2021-2022

PERTH GREEN COMMUNITY ASSOCIATION CIO

Financial statements for the year ended

31st March 2022

Charity Number 1160536

PERTH GREEN COMMUNITY ASSOCIATION CIO

Financial statements for the year ended

31st March 2022

<u>Contents</u>	<u>Page</u>
Examiners report	1
Statement of financial activities	2
Balance Sheet	3
Notes to the accounts	4 - 7

**Independent Examiners Report on the Financial Statements
of Perth Green Community Association CIO for the year ended
31st March 2022**

Basis of independent examiner's statement

My examination was carried out in accordance with general directions as stated within the Association's Constitution. An examination includes a review of accounting records kept by the Association and a comparison of the accounts presented with those records. It also includes consideration of any unusual items or disclosures in the accounts, and seeking explanations from responsible officers concerning any such matters. The procedures undertaken do not provide all the evidence that would be required in an audit, and consequently I do not express an audit opinion on the accounts

Independent examiner's statement

In connection with my examination, no matter has come to my attention:

- (1) which gives me reasonable cause to believe that in any material respect the requirements:
 - to keep accounting records in accordance with the Constitution; and
 - to prepare accounts which accord with the accounting records and comply with the accounting requirements of the Constitution

have not been met; or

- (2) to which, in my opinion, attention should be drawn in order to enable a proper understanding of the accounts to be reached

Signed
Name

Date

PERTH GREEN COMMUNITY ASSOCIATION
STATEMENT OF FINANCIAL ACTIVITIES
FOR THE YEAR ENDED 31st MARCH 2022

	Note	Unrestricted Funds £	Restricted Funds £	Total Funds 2022 £	Total Funds 2021 £
Incoming Resources					
Activities received in furtherance of charitable objects:					
Grants & Reserved Funds	11		124,640	124,640	28,877
Sections			31,584	31,584	29,967
Income from activities for generating funds	3	200,426		200,426	139,194
Investment income					
Bank interest		34		34	225
Total incoming resources		200,460	156,224	356,684	198,263
Resources expended					
Bookkeeping	7	1,000		1,000	1,000
Community Association Events		0		0	90
Cost of coffee bar sales	4	9,624		9,624	2,565
Depreciation	9	4,724		4,724	1,458
Equipment		501		501	168
Fees & Licences		2,983		2,983	785
Furlough		1,646		1,646	3,021
Independent Examination	6	350		350	350
Insurance		210		210	609
Internet		835		835	684
Miscellaneous		2,265		2,265	1,088
NNDR (Business rates)		1,346		1,346	0
Payroll Service		690		690	612
Pitch		1,638		1,638	3,494
Project 3G		121,901		121,901	7,133
Repairs		12,297		12,297	2,410
Salaries	5	13,164		13,164	35,765
Stationery		358		358	105
Telephone		363		363	397
Training		350		350	0
Utilities: Electricity		9,112		9,112	6,180
Utilities: Gas		6,937		6,937	6,813
Utilities: Water		3,781		3,781	519
Waste Management		1,818		1,818	1,258
Grants & Reserved Funds			94,623	94,623	17,173
Sections			33,020	33,020	18,297
Total Resources expended		197,892	127,644	325,536	111,974
Net incoming resources before transfers		2,568	28,580	31,148	86,289
Gross transfers between funds	8	0	0	0	0
Net incoming resources after transfers		2,568	28,580	31,148	86,289
Funds at 1 April 2021		46,759	277,990	324,749	238,460
Funds at 31 March 2022		49,327	306,570	355,897	324,749

PERTH GREEN COMMUNITY ASSOCIATION CIO
BALANCE SHEET
AS AT 31st MARCH 2022

	Note	2022		2021	
		£	£	£	£
Fixed assets					
Fixtures furniture & fittings	9		14,172		4,373
Current assets					
Canteen stock	4	625		522	
Bank balances		311,240		290,313	
Cash in hand		618		300	
Total current assets		312,484		291,135	
Current liabilities					
Accruals					
Creditors:	10				
Independent examination		350		350	
Total current liabilities		350		350	
Net current assets			312,134		290,785
Net assets			326,306		295,158
Liabilities					
Restricted Funds as 1st April 2021	11	208,869		193,025	
Unreserved Funds		86,289		15,844	
		295,158		208,869	
Net Transfers between Funds	8	0	295,158	29,591	208,869
Loss/surplus for the year			31,148		86,289
			326,306		295,158
Represented by					
Restricted Funds as at 31st March 2022	11		277,026		248,446
Unreserved Funds			49,280		46,712
			326,306		295,158

Approved by the management committee on..... and signed by the following members:-

Name..... Position..... Signed.....

Name..... Position..... Signed.....

PERTH GREEN COMMUNITY ASSOCIATION CIO

Notes to the accounts

1. Accounting policies

These accounts have been prepared in accordance with Accounting and Reporting by Charities - Statement of Recommended Practice (SORP 2000) and the Charities Act 1993.

Funds

Unrestricted funds are funds which can be used in accordance with the charitable objects at the discretion of the management committee.

Restricted funds are either grant-related (to be used for specific purposes as laid down by the donor) or section-related (to be used by the section generating the income).

2. Grants received

	2022	2021
	£	£
Community Foundation - Sensory Garden		2,980
FA Covid		500
Community Foundation - Covid 19		9,925
Magic Little Grant - Football Training Kit		500
CAF - Xmas Hampers		500
CAF - CCTV (Contribution)		1,000
Net Coronavirus Appeal (Community F) - Meal Delivery Service		3,472
William Trust (Community Foundation) - Core Costs		10,000
Ballinger	7,500	
Jarrow Festival	500	
Greggs Foundation	15,000	
Postcode Neighbour (3G)	20,000	
Local Giving - Outdoor Furniture	500	
J Knott TST - 3G	10,000	
ESC lottery (Sport England)	26,100	
Holiday Meals (CAF)	1,000	
Virgin Money - Community Anchor Fund	12,250	
Arnold Clark	1,000	
Home from Home AfA	4,790	
Hadrian Trust	1,000	
Garfield Weston	25,000	
Totals	<u>124,640</u>	<u>28,877</u>

3. Income from activities for generating funds

	Unrestricted	Total	Total
	Funds	Funds	Funds
	£	2022	2021
	£	£	£
Caretaking	22,000	22,000	22,000
Coffee Bar Receipts	16,360	16,360	4,121
Community Association Events	0	0	0
Donation	28,400	28,400	56,943
Floodlighting	0	0	130
Furlough	9,668	9,668	29,334
Laundry Project	722	722	370
Lettings	60,192	60,192	23,387
Member-Levies	9,177	9,177	2,435
Memberships	0	0	5
Miscellaneous	215	215	125
Pitch Donations	200	200	0
Pitch Lettings	2,635	2,635	0
Project 3G	50,000	50,000	0
Tanning Booth	859	859	344
Totals	<u>200,426</u>	<u>200,426</u>	<u>139,194</u>

PERTH GREEN COMMUNITY ASSOCIATION CIO
Notes to the accounts

4. Cost of coffee bar sales

	Total Funds 2022 £	Total Funds 2021 £
Opening stock	522	680
Purchases	9,727	2,407
Closing Stock	<u>625</u>	<u>522</u>
Cost of coffee bar sales	<u>9,624</u>	<u>2,565</u>

5. Paid employees

	2022 £	2021 £
Total staff costs	<u>34,914</u>	<u>35,765</u>

No employee received emoluments over £50,000

6. Fees for the examining the accounts

	2022 £	2021 £
Independent examiner's fees	<u>350</u>	<u>350</u>

7. Related party transactions

	2022 £	2021 £
Honoraria received by the bookkeeper	<u>1,000</u>	<u>1,000</u>

8. Transfers between Funds

	2022 £	2021 £
Transfers between funds	<u>0</u>	<u>70,000</u>
	<u>0</u>	<u>70,000</u>

PERTH GREEN COMMUNITY ASSOCIATION CIO
Notes to the accounts

9. Tangible fixed assets

<u>Asset cost</u>	2022	2021
	Fixtures, furniture and fittings £	Fixtures, furniture and fittings
Costs brought forward	96,824	96,824
Additions	14,523	0
Disposals	0	0
Costs carried forward	<u>111,346</u>	<u>96,824</u>
<u>Depreciation</u> (25% Straight line method)		
Depreciation brought forward	92,450	90,992
Charge for the year	4,724	1,458
Depreciation carried forward	<u>97,174</u>	<u>92,450</u>
<u>Net Book Value</u>		
Brought forward	4,373	5,831
Carried forward	<u>14,172</u>	<u>4,373</u>

10. Accruals

	2022	2021
Creditors:		
Independent examiner	350	350
	<u>350</u>	<u>350</u>

PERTH GREEN COMMUNITY ASSOCIATION

Notes to the accounts

11. Restricted Funds

	Balance at 01.04.21 £	Incoming resources & transfers £	Outgoing resources & transfers £	Balance at 31.03.22 £
Grant-related funds				
Inspire	604	0	0	604
Ballinger Trust - Older Peoples Co ordinator	7,120	7,500	1,095	13,525
Community Foundation - Sensory Garden	2,980	0	2,980	0
FA Covid	138	0	138	0
Community Foundation - Covid 19	381	0	167	215
Magic Little Grant - Football Training Kit	500	0	0	500
CAF - CCTV (Contribution)	1,000	0	1,000	0
Net Coronavirus Appeal (Community F) - Meal Delivery Service	1,354	0	1,354	0
Willian Trust (Community Foundation) - Core Costs	7,500	0	7,500	0
Jarrow Festival	0	500	442	58
Greggs Foundation	0	15,000	12,238	2,762
Postcode Neighbour (3G)	0	20,000	0	20,000
Local Giving - Outdoor Furniture	0	500	0	500
J Knott TST - 3G	0	10,000	10,000	0
ESC lottery (Sport England)	0	26,100	26,100	0
Holiday Meals (CAF)	0	1,000	1,000	0
Virgin Money - Community Anchor Fund	0	12,250	5,110	7,140
Arnold Clark	0	1,000	0	1,000
Home from Home AfA	0	4,790	0	4,790
Hadrian Trust	0	1,000	500	500
Garfield Weston	0	25,000	25,000	0
Total of Grant-related funds	21,577	124,640	94,623	51,594
Section funds				
Aikido	118	0	118	0
Bede Older People's Assembly	127	0	127	0
Comp Dance	77	0	77	0
Fitness Suite	8,731	636	28	9,338
Jarrow FC	19,983	18,417	22,097	16,303
Jujitsu	51	0	51	0
Karate	149	0	149	0
Luncheon Club	1,951	0	1,951	0
Over 55's	1,063	0	1,063	0
Polygym	2,609	743	250	3,101
Saturday Kitchen	17,356	11,788	5,941	23,203
Women for Women	1,169	0	1,169	0
Total of Section funds	53,383	31,584	33,020	51,946
Reserved Funds				
Contribution to New Build	170,000	0	0	170,000
Equipment	3,486	0	0	3,486
Total of Reserved funds	173,486	0	0	173,486
Total of Restricted funds	248,446	156,224	127,644	277,026

PERTH GREEN COMMUNITY ASSOCIATION CIO

England & Wales - Charity number 1160536

Accounts

Perth Green Community Association CIO Annual Report April 2020-March 2021.

Chairman's Report – James Kane. This report covers the period of April 2020 to March 2021.

The year began with the closure of the Centre for a prolonged period due to the Covid 19 pandemic, which brought an abrupt end to our financial income with staff being placed on furlough and all groups and sections suspended.

During the pandemic a meal delivery service was established. With the help of a grant a hot meal and dessert was prepared and delivered locally by our dedicated cook and volunteers three times a week. Isolated and Vulnerable older residents welcomed this service, seeing familiar faces on a regular basis they were all very grateful.

Our meal delivery service has been such a success it is still on going to date.

On re-opening the centre restructured its opening hours and the groups returned all being with covid restrictions in place which meant business was slow, we also lost 2 anchor tenants due to their loss of funding, we welcomed the Foundation of Light delivering adult learning and life skills along with our continued work with Age Concern. As we got closer to the year end business and revenue was beginning to show a slight increase.

Out of adversity comes strength to pull together and with the help from Government and external grant funders the centre was able to withstand the financial impact and secure the health and well-being of the centre and its staff. As we look to come out of the pandemic and plan for the future the trustees and staff remain focused to the core values and commitment to the people of South Tyneside and our surrounding neighbourhood.

The Centre continues to work with South Tyneside Council and the Football Foundation to secure the lease of the buildings and funding towards a 3G facility which would be built on unused land and would be a great asset to the Centre and the wider community. The centre is committed to looking for further grants to help with the restructuring and re modelling of the centre to increase revenue and business.

On a final note, a huge thanks to the trustees and staff for their dedication and hard work making the centre a welcoming and vibrant place to visit.

James Kane
Chair 2020-2021

PERTH GREEN COMMUNITY ASSOCIATION CIO

Financial statements for the year ended

31st March 2021

Charity Number 1160536

PERTH GREEN COMMUNITY ASSOCIATION CIO

Financial statements for the year ended

31st March 2021

<u>Contents</u>	<u>Page</u>
Examiners report	1
Statement of financial activities	2
Balance Sheet	3
Notes to the accounts	4 - 7


PERTH GREEN COMMUNITY ASSOCIATION
STATEMENT OF FINANCIAL ACTIVITIES
FOR THE YEAR ENDED 31st MARCH 2021


	Note	Unrestricted Funds £	Restricted Funds £	Total Funds 2021 £	Total Funds 2020 £
Incoming Resources					
Activities received in furtherance of charitable objects:					
Grants & Reserved Funds	11		28,877	28,877	21,452
Sections			29,967	29,967	36,884
Income from activities for generating funds	3	139,194		139,194	153,633
Investment Income					
Bank interest		225		225	721
Total Incoming resources		139,419	58,844	198,263	212,691
Resources expended					
Advertising		0		0	324
Bookkeeping	7	1,000		1,000	1,000
Community Association Events		90		90	2,119
Cleaning		0		0	7,680
Cost of coffee bar sales	4	2,565		2,565	10,030
Depreciation	9	1,458		1,458	1,944
Equipment		168		168	869
Fees & Licences		785		785	1,135
Furlough		3,021		3,021	0
Ground Maintenance		0		0	38
Independent Examination	6	350		350	350
Insurance		609		609	1,600
Internet		684		684	749
Miscellaneous		1,088		1,088	3,147
NINR (Business rates)		0		0	5,227
Payroll Service		612		612	398
Pitch		3,494		3,494	0
Project 3G		7,133		7,133	16,519
Repairs		2,410		2,410	12,643
Salaries	5	35,765		35,765	44,426
Stationery		105		105	199
Telephone		397		397	352
Utilities: Electricity		6,180		6,180	10,447
Utilities: Gas		6,813		6,813	10,169
Utilities: Water		519		519	2,490
Waste Management		1,258		1,258	916
Grants & Reserved Funds			17,173	17,173	19,722
Sections			18,297	18,297	42,356
Total Resources expended		76,504	35,470	111,974	196,847
Net incoming resources before transfers		62,915	23,374	86,289	15,844
Gross transfers between funds	8	-70,000	70,000	0	0
Net incoming resources after transfers		-7,085	93,374	86,289	15,844
Funds at 1 April 2020		53,845	184,615	238,460	222,616
Funds at 31 March 2021		46,759	277,990	324,749	238,460

PERTH GREEN COMMUNITY ASSOCIATION CIO
BALANCE SHEET
AS AT 31st MARCH 2021

	Note	2021		2020	
		£	£	£	£
Fixed assets					
Fixtures furniture & fittings	9		4,373		5,831
Current assets					
Canteen stock	4	522		680	
Bank balances		290,313		202,378	
Cash in hand		300		330	
Total current assets		291,135		203,388	
Current liabilities					
Accruals					
Creditors:	10				
Independent examination		350		350	
Total current liabilities		350		350	
Net current assets			290,785		203,038
Net assets			295,158		208,869
Liabilities					
Restricted Funds as 1st April 2020	11	193,025		217,641	
Unreserved Funds		15,844		4,975	
		208,869		222,616	
Net Transfers between Funds	8	0	208,869	29,591	193,025
Loss/surplus for the year			88,289		15,844
			295,158		208,869
Represented by					
Restricted Funds as at 31st March 2021	11		248,446		155,072
Unreserved Funds			46,712		53,797
			295,158		208,869

Approved by the management committee on 24/1/22 and signed by the following members:-

Name JAMES PETERKANE Position CHAIRMAN Signed 

Name JANE E GARDNER Position TRUSTEE Signed 

PERTH GREEN COMMUNITY ASSOCIATION CIO

Notes to the accounts

1. Accounting policies

These accounts have been prepared in accordance with Accounting and Reporting by Charities - Statement of Recommended Practice (SORP 2000) and the Charities Act 1993.

Funds

Unrestricted funds are funds which can be used in accordance with the charitable objects at the discretion of the management committee.

Restricted funds are either grant-related (to be used for specific purposes as laid down by the donor) or section-related (to be used by the section generating the income).

2. Grants received

	2021	2020
	£	£
Stephen Lawrence		393
Awards for All (Kitchen)		9,997
Inspire		1,862
Localgiving		500
CAF Lawnmower		700
CAF - BOPA		500
Ballinger		7,500
Community Foundation - Sensory Garden	2,980	
FA Covid	500	
Community Foundation - Covid 19	9,925	
Magic Little Grant - Football Training Kit	500	
CAF - Xmas Hampers	500	
CAF - CCTV (Contribution)	1,000	
Net Coronavirus Appeal (Community F) - Meal Delivery Service	3,472	
William Trust (Community Foundation) - Core Costs	10,000	
Totals	<u>28,877</u>	<u>21,452</u>

3. Income from activities for generating funds

	Unrestricted Funds £	Total Funds 2021 £	Total Funds 2020 £
Caretaking	22,000	22,000	22,000
Coffee Bar Receipts	4,121	4,121	20,208
Community Association Events	0	0	2,281
Donation	56,943	56,943	935
Floodlighting	130	130	0
Furlough	29,334	29,334	0
Laundry Project	370	370	796
Lettings	23,387	23,387	49,711
Member-Levies	2,435	2,435	20,763
Memberships	5	5	855
Miscellaneous	125	125	33,839
Photocopier	0	0	76
Tanning Booth	344	344	2,170
	<u>139,194</u>	<u>139,194</u>	<u>153,633</u>

PERTH GREEN COMMUNITY ASSOCIATION CIO
Notes to the accounts

4. Cost of coffee bar sales

	Total Funds 2021 £	Total Funds 2020 £
Opening stock	680	768
Purchases	2,407	9,942
Closing Stock	522	680
Cost of coffee bar sales	<u>2,565</u>	<u>10,030</u>

5. Paid employees

	2021 £	2020 £
Total staff costs	<u>35,765</u>	<u>44,426</u>

No employee received emoluments over £50,000

6. Fees for the examining the accounts

	2021 £	2020 £
Independent examiner's fees	<u>350</u>	<u>350</u>

7. Related party transactions

	2021 £	2020 £
Honoraria received by the bookkeeper	<u>1,000</u>	<u>1,000</u>

8. Transfers between Funds

	2021 £	2020 £
Transfers between funds	<u>70,000</u>	<u>29,591</u>
	<u>70,000</u>	<u>29,591</u>

PERTH GREEN COMMUNITY ASSOCIATION CIO
Notes to the accounts

9. Tangible fixed assets

<u>Asset cost</u>	2021 Fixtures, furniture and fittings £	2020 Fixtures, furniture and fittings
Costs brought forward	96,824	94,397
Additions	0	2,427
Disposals	0	0
Costs carried forward	<u>96,824</u>	<u>96,824</u>
<u>Depreciation</u> (25% Straight line method)		
Depreciation brought forward	90,992	89,049
Charge for the year	1,458	1,944
Depreciation carried forward	<u>92,450</u>	<u>90,992</u>
<u>Net Book Value</u>		
Brought forward	5,831	5,348
Carried forward	<u>4,373</u>	<u>5,831</u>

10. Accruals

	2021	2020
Creditors: independent examiner	350	350
	<u>350</u>	<u>350</u>

PERTH GREEN COMMUNITY ASSOCIATION

Notes to the accounts

11. Restricted Funds

	Balance at 01.04.20 £	Incoming resources & transfers £	Outgoing resources & transfers £	Balance at 31.03.21 £
Grant-related funds				
Coalfields - BOPA	824	0	824	0
ESH	945	0	945	0
Inspire	604	0	0	604
Ballinger Trust - Older Peoples Co ordinator	7,500	0	380	7,120
Community Foundation - Sensory Garden	0	2,980	0	2,980
FA Covid	0	500	362	138
Community Foundation - Covid 19	0	9,925	9,544	381
Magic Little Grant - Football Training Kit	0	500	0	500
CAF - Xmas Hampers	0	500	500	0
CAF - CCTV (Contribution)	0	1,000	0	1,000
Net Coronavirus Appeal (Community F) - Meal Delivery Service	0	3,472	2,118	1,354
Willian Trust (Community Foundation) - Core Costs	0	10,000	2,500	7,500
Total of Grant-related funds	9,874	28,877	17,173	21,577
Section funds				
Aikido	118	0	0	118
Bede Older People's Assembly	127	0	0	127
Comp Dance	77	0	0	77
Fighting Fit	1,945	0	1,945	0
Fitness Suite	8,587	144	0	8,731
Freestyle	517	0	517	0
Jarrow FC	7,446	23,167	10,630	19,983
Jujitsu	556	0	505	51
Karate	149	0	0	149
Luncheon Club	1,951	0	0	1,951
Over 55's	1,063	0	0	1,063
Pitch Fund	-505	3,494	2,989	0
Polygym	2,401	207	0	2,609
Saturday Kitchen	16,111	2,955	1,710	17,356
Women for Women	1,169	0	0	1,169
Total of Section funds	41,712	29,967	18,297	53,383
Reserved Funds				
Contribution to New Build	100,000	70,000	0	170,000
Equipment	3,486	0	0	3,486
Total of Reserved funds	103,486	70,000	0	173,486
Total of Restricted funds	155,072	128,844	35,470	248,445

Independent Examiners Report on the Financial Statements
of Perth Green Community Association CIO for the year ended
31st March 2021

Basis of independent examiner's statement

My examination was carried out in accordance with general directions as stated within the Association's Constitution. An examination includes a review of accounting records kept by the Association and a comparison of the accounts presented with those records. It also includes consideration of any unusual items or disclosures in the accounts, and seeking explanations from responsible officers concerning any such matters. The procedures undertaken do not provide all the evidence that would be required in an audit, and consequently I do not express an audit opinion on the accounts

Independent examiner's statement

In connection with my examination, no matter has come to my attention:

- ✓ (1) which gives me reasonable cause to believe that in any material respect the requirements:
 - to keep accounting records in accordance with the Constitution; and
 - to prepare accounts which accord with the accounting records and comply with the accounting requirements of the Constitutionhave not been met; or
- (2) to which, in my opinion, attention should be drawn in order to enable a proper understanding of the accounts to be reached

Signed
Name

J. Williamson
JOANNE WILLIAMSON

Date 15.1.22