

# EXCELLENCE DAY NURSERY, HOLIDAY SCHEME, BEFORE AND AFTERSCHOOL CLUB)

England & Wales · Charity number 1157609

## Details

---

**Other names** EXCELLENCE CHRISTIAN SCHOOL (2), EXCELLENCE DAY NURSERY, EXCELLENCE DAY NURSERY, HOLIDAY SCHEME, BEFORE AND AFTERSCHOOL CLUB)

**Status** Registered

**Legal form** Other

**Registered** 2014-06-26

**Register** [View on the Charity Commission register](#)

## Contact

---

**Address** 3 Ching Way  
London  
E4 8YD

**Phone** 07958685176

**Email** [excellencedaynursery25@gmail.com](mailto:excellencedaynursery25@gmail.com)

## Activities

---

**Objects:** (1) TO ADVANCE THE EDUCATION OF THE PUPILS OF EXCELLENCE CHRISTIAN SCHOOL, TOWER HAMLETS, LONDON, FOR THE PUBLIC BENEFIT IN SUCH WAYS AS THE TRUSTEES SHALL DEEM NECESSARY. (2) TO ADVANCE THE CHRISTIAN FAITH BY PROVIDING BIBLE STUDIES TO CHRISTIAN STUDENTS, AND EDUCATING OTHER STUDENTS BASED UPON FUNDAMENTAL CHRISTIAN PRINCIPLES AT THE EXCELLENCE CHRISTIAN SCHOOL.

**Activities:** (1) To promote development and education of children 0-5yr, provide before and after school club, and holiday scheme especially for children 6 -16 yrs from disadvantaged background in such a way as the trustees shall deem necessary. (2) To advance the Christian faith by providing bible studies to Christian children, based upon fundamental Christian principles at the Excellence Day Nursery London

## Classification

---

- **How:** Makes Grants To Organisations, Provides Services
- **What:** General Charitable Purposes, Education/training, The Advancement Of Health Or Saving Of Lives, Disability, The Prevention Or Relief Of Poverty, Overseas Aid/famine Relief, Religious Activities
- **Who:** Children/young People, People With Disabilities, Other Charities Or Voluntary Bodies, The General Public/mankind

## Geography

---

- Throughout London

## Finances

---

Period end	Income	Expenditure	Assets	Employees
2025-10-13	£259,000	£257,000	-	-
2024-10-13	£154,000	£149,000	-	-
2023-10-13	£167,000	£162,000	-	-
2022-10-13	£113,416	£113,000	-	-
2021-10-13	£184,000	£183,000	-	-
2020-10-13	£161,000	£160,000	-	-

## Trustees

---

Name	Role	Appointed
<b>EVA OCHIENGH</b>	Chair	2021-02-01
CAROLINE GBEGBAJE		2014-01-20
Eni Monfuma-Alli		2026-04-21
Eseoghene Roth		2019-10-01
Freda Idumwonyi-Dee		2019-10-01

**EXCELLENCE DAY NURSERY, HOLIDAY SCHEME,BEFORE AND AFTERSCHOOL CLUB)**

England & Wales - Charity number 1157609

---

# Accounts

---

## **EXCELLENCE DAY NURSERY TRUSTEE'S ANNUAL REPORT for 14/10/2024 to 13/10/2025**

Excellence Day nursery continues to provide a safe, nurturing, and high-quality environment for all children in our care. The wellbeing of the children remains our highest priority, and we are confident that they are well looked after, supported in their development, and encouraged to thrive.

For the year under review, we were rated "GOOD" by Ofsted.

We are proud of our dedicated staff team, who are appropriately trained and committed to maintaining high standards of care and education.

Ongoing professional development ensures that staff remain up to date with best practices in safeguarding requirements, and the EYFS.

We have continued to extend opportunities for children to access the setting even though they were not qualified for funding by the government and worked with children who have delay with their speech and language using different strategies to support their language development.

This year has also marked an important milestone, as the nursery successfully relocated from the London borough of tower hamlets to a new premises 3 Ching Way, Chingford E4 8YD, in the London borough of Waltham Forest. The move has provided improved facilities and a more enriching environment for the children, enabling us to enhance the experiences we offer. Our setting is now on the ground floor and has direct access to the outdoor play area, which permits children to have free flow between the indoor and outdoor play area.


We are also pleased to confirm that our application to the local authority, Waltham Forest to provide funded 15 hour and 30-hour places was approved. Which in turn will allow children from disadvantaged backgrounds to also attend the setting.

Overall, we can say that the year under review has been extremely transformative and though we have been established for over a decade, it feels as though we are new to the childcare industry and starting all over again with OFSTED registration for the new nursery premises.

Looking ahead, we are excited about the opportunities this new setting brings. We warmly welcome new children and their families and look forward to building strong, positive relationships with parents and carers.

The trustees remain committed to supporting the nursery's continued growth and success.

We pray for more profitable year ahead.



ENI MONFUMA-ALLI

TRUSTEE

# Excellence Day Nursery

## Income & Expenditure

15/10/24 - 14/10/25

£

### Income

Balance b/fwd	4,911.40
Income for the year	254,226.76

Total Income

---

---

**259,138.16**

### Expenditure

Accountant fees	841.20
Advertisement & publicity	4,376.57
Agency Fee	6,116.80
Books & stationery	5,119.01
Business rates	8,481.49
Children's School Parties	6,046.42
Computers & accessories	2,200.14
Construction & maintenance/Repairs	929.28
CRB checks	1,637.28
Curriculum	5,092.81
Decoration	5,005.00
Donations	14,180.84
Educational trips	3,325.33
Equipments	3,043.79
Fire equipment	5,117.90
Furniture	2,396.98
Insurance	7,126.41
Nursery Resources	6,125.71
OFSTED	1,206.98
Pension	2,567.88
Phones & communication	3,258.74
Postage	638.78
Repairs	9,936.40
Rent/Hall hire	35,100.00
Snacks & refreshments	4,055.98
Professional fees	47.00
Staff training	10,372.41
Swimming	1,644.23
Toys	14,420.62
Transportation/Travels	7,364.05
Uniform	3,063.42
Utilities	10,507.32
Volunteer welfare	5,075.60
Wages/Allowances	50,979.03

Waste Disposal	3,368.03
Water	6,054.04
Total Expenditure	<u><u>256,823.47</u></u>
Excess of Income over Expenditure (closing balance)	<u><u>2,314.69</u></u>

# Excellence Day Nursery

## Income & Expenditure

15/10/24 - 14/10/25

	Oct-24	Nov-24	Dec-24	Jan-25	Feb-25	Mar-25	Apr-25	May-25	Jun-25	Jul-25	Aug-25	Sep-25	Oct-25 Total for the year	
<b>Income</b>														
Balance b/fwd	878.96												2,049.70	
Income	10,903.83	15,303.18	11,864.14	15,044.83	30,940.91	42,828.62	36,148.12	26,684.61	18,199.70	16,946.85	12,148.59	11,306.58	5,906.80	254,226.76
Total Income	<b>11,782.79</b>	<b>15,303.18</b>	<b>11,864.14</b>	<b>15,044.83</b>	<b>30,940.91</b>	<b>42,828.62</b>	<b>36,148.12</b>	<b>26,684.61</b>	<b>18,199.70</b>	<b>16,946.85</b>	<b>12,148.59</b>	<b>11,306.58</b>	<b>5,906.80</b>	<b>256,276.46</b>
<b>Expenditure</b>														
Accountant fees			461.20		200.00					90.00			90.00	841.20
Advertisement & publicity		205.70			2,484.72	364.65	1,321.50							4,376.57
Agency Fee		605.35		208.59			2,946.84				2,356.02			6,116.80
Bank charges														-
Books & stationery	2005.6	420.69			212.62	612.90	1,037.42	365.10	464.68					5,119.01
Business rates	1,700.00	1,939.63				118.60	187.20	532.15	536.77	322.00	582.14	2,346.00	217.00	8,481.49
Children's School Parties		1,653.34		163.35	207.35	1,185.06		795.60	425.95		1,615.77			6,046.42
Computers & accessories	212.99		345.95		674.60			906.60				60.00		2,200.14
Construction & maintenance/Repairs							929.28							929.28
CRB checks		132.18		183.60			1,321.50							1,637.28
Curriculum		1,135.04	364.65	800.00		425.66	1,392.76			212.96	761.74			5,092.81
Decoration		547.65	676.45	771.90	2,043.93		965.07							5,005.00
Donation to Charities	30	30.00	375.90	3,189.50	30.00	4,702.05	3,950.69	1,465.10	30.00	317.60	30.00	30.00		14,180.84
Educational trips				1,147.37	207.18					1,107.66		863.12		3,325.33
Equipments							388.88	1,360.08	365.14	929.69				3,043.79
Fire equipment					3,117.90	2,000.00								5,117.90
Furniture		350.00			1,099.71	734.29			212.98					2,396.98
HMRC - ER Contribution														-
Insurance	66.84	66.84	280.02	66.84	265.18	2,564.40	212.90	1,415.53	804.49	1,234.95	74.21	74.21		7,126.41
Nursery Resources			200.00		212.21	1,079.30				1,742.06	929.37	998.60	964.17	6,125.71
OFSTED			194.01					1,012.97						1,206.98
Pension	164.78		194.72	194.72	194.72	194.72	194.72	202.72	202.72	415.90	202.72	202.72	202.72	2,567.88
Phones & communication	140.74	140.74	156.34	152.74	517.93	968.74	160.97	370.32	162.53	162.53	162.58	162.58		3,258.74
Postage							425.88	212.90						638.78
Repairs		704.65	397.20	1,473.42	5,113.34		2,040.00		207.79					9,936.40
Rent/Hall hire	425.96	2,561.60	420.69		2,000.00	10,409.42	8,261.70	4,561.88	4,600.00	1,858.75				35,100.00
Snacks & refreshments							906.72	1,855.12	1,294.14					4,055.98
Subscriptions											47.00			47.00
Staff training				1,000.00	3,586.86	420.69	1,813.44	3,551.42						10,372.41
Swimming			106.40	380.17					398.34		759.32			1,644.23
Toys	1,194.71	387.60	786.54		3,528.10	8,158.60			182.50	182.57				14,420.62
Transfer														-
Transportation/Travels		912.98			10.00	1,514.48	1,500.00	2,493.48	380.40	552.71				7,364.05
Uniform									572.93	420.31	213.18	1,857.00		3,063.42
Utilities	1,674.65	273.80	664.82	1,341.98	1,192.88	592.67	775.62	1,262.09	941.89	985.78	197.69	603.45		10,507.32
Volunteer welfare				310.42		2,588.08				364.60	470.00	944.70	397.80	5,075.60
Wages/Allowances	2,616.00	4,937.00	3,631.02	3,862.00	4,206.00	4,036.03	5,476.55	4,138.43	3,656.00	6,599.00	1,172.00	5,493.00	1,156.00	50,979.03
Waste Disposal	201.02	252.60	36.00		667.98	446.62	1,363.81	400.00						3,368.03
Water				702.08	104.23	851.32	1,185.14	1,129.98				597.57	1,483.72	6,054.04
Website														-
Total Expenditure	<b>10,433.29</b>	<b>17,257.39</b>	<b>8,830.71</b>	<b>16,409.88</b>	<b>31,677.44</b>	<b>44,168.28</b>	<b>37,851.87</b>	<b>27,083.07</b>	<b>16,000.23</b>	<b>18,793.21</b>	<b>9,573.74</b>	<b>14,232.95</b>	<b>4,511.41</b>	<b>256,823.47</b>
Excess of Income over Expenditure	<b>1,349.50</b>	<b>- 1,954.21</b>	<b>3,033.43</b>	<b>- 1,365.05</b>	<b>- 736.53</b>	<b>- 1,339.66</b>	<b>- 1,703.75</b>	<b>- 398.46</b>	<b>2,199.47</b>	<b>- 1,846.36</b>	<b>2,574.85</b>	<b>- 2,926.37</b>	<b>1,395.39</b>	<b>- 547.01</b>

# Excellence Day Nursery

## Income & Expenditure

15/10/24 - 14/10/25

£

### Income

Balance b/fwd	4,911.40
Income for the year	254,226.76

Total Income

---

---

**259,138.16**

### Expenditure

Accountant fees	841.20
Advertisement & publicity	4,376.57
Agency Fee	6,116.80
Books & stationery	5,119.01
Business rates	8,481.49
Children's School Parties	6,046.42
Computers & accessories	2,200.14
Construction & maintenance/Repairs	929.28
CRB checks	1,637.28
Curriculum	5,092.81
Decoration	5,005.00
Donations	14,180.84
Educational trips	3,325.33
Equipments	3,043.79
Fire equipment	5,117.90
Furniture	2,396.98
Insurance	7,126.41
Nursery Resources	6,125.71
OFSTED	1,206.98
Pension	2,567.88
Phones & communication	3,258.74
Postage	638.78
Repairs	9,936.40
Rent/Hall hire	35,100.00
Snacks & refreshments	4,055.98
Professional fees	47.00
Staff training	10,372.41
Swimming	1,644.23
Toys	14,420.62
Transportation/Travels	7,364.05
Uniform	3,063.42
Utilities	10,507.32
Volunteer welfare	5,075.60
Wages/Allowances	50,979.03

Waste Disposal	3,368.03
Water	6,054.04
Total Expenditure	<u><u>256,823.47</u></u>
Excess of Income over Expenditure (closing balance)	<u><u>2,314.69</u></u>

# Excellence Day Nursery

## Income & Expenditure

15/10/24 - 14/10/25

	Oct-24	Nov-24	Dec-24	Jan-25	Feb-25	Mar-25	Apr-25	May-25	Jun-25	Jul-25	Aug-25	Sep-25	Oct-25 Total for the year	
<b>Income</b>														
Balance b/fwd	878.96												2,049.70	
Income	10,903.83	15,303.18	11,864.14	15,044.83	30,940.91	42,828.62	36,148.12	26,684.61	18,199.70	16,946.85	12,148.59	11,306.58	5,906.80	254,226.76
Total Income	<b>11,782.79</b>	<b>15,303.18</b>	<b>11,864.14</b>	<b>15,044.83</b>	<b>30,940.91</b>	<b>42,828.62</b>	<b>36,148.12</b>	<b>26,684.61</b>	<b>18,199.70</b>	<b>16,946.85</b>	<b>12,148.59</b>	<b>11,306.58</b>	<b>5,906.80</b>	<b>256,276.46</b>
<b>Expenditure</b>														
Accountant fees				461.20		200.00				90.00			90.00	841.20
Advertisement & publicity		205.70			2,484.72	364.65	1,321.50							4,376.57
Agency Fee		605.35		208.59			2,946.84				2,356.02			6,116.80
Bank charges														-
Books & stationery	2005.6	420.69			212.62	612.90	1,037.42	365.10	464.68					5,119.01
Business rates	1,700.00	1,939.63				118.60	187.20	532.15	536.77	322.00	582.14	2,346.00	217.00	8,481.49
Children's School Parties		1,653.34		163.35	207.35	1,185.06		795.60	425.95		1,615.77			6,046.42
Computers & accessories	212.99		345.95		674.60			906.60				60.00		2,200.14
Construction & maintenance/Repairs							929.28							929.28
CRB checks		132.18		183.60			1,321.50							1,637.28
Curriculum		1,135.04	364.65	800.00		425.66	1,392.76			212.96	761.74			5,092.81
Decoration		547.65	676.45	771.90	2,043.93		965.07							5,005.00
Donation to Charities	30	30.00	375.90	3,189.50	30.00	4,702.05	3,950.69	1,465.10	30.00	317.60	30.00	30.00		14,180.84
Educational trips				1,147.37	207.18					1,107.66		863.12		3,325.33
Equipments							388.88	1,360.08	365.14	929.69				3,043.79
Fire equipment					3,117.90	2,000.00								5,117.90
Furniture		350.00			1,099.71	734.29			212.98					2,396.98
HMRC - ER Contribution														-
Insurance	66.84	66.84	280.02	66.84	265.18	2,564.40	212.90	1,415.53	804.49	1,234.95	74.21	74.21		7,126.41
Nursery Resources			200.00		212.21	1,079.30				1,742.06	929.37	998.60	964.17	6,125.71
OFSTED			194.01					1,012.97						1,206.98
Pension	164.78		194.72	194.72	194.72	194.72	194.72	202.72	202.72	415.90	202.72	202.72	202.72	2,567.88
Phones & communication	140.74	140.74	156.34	152.74	517.93	968.74	160.97	370.32	162.53	162.53	162.58	162.58		3,258.74
Postage							425.88	212.90						638.78
Repairs		704.65	397.20	1,473.42	5,113.34		2,040.00		207.79					9,936.40
Rent/Hall hire	425.96	2,561.60	420.69		2,000.00	10,409.42	8,261.70	4,561.88	4,600.00	1,858.75				35,100.00
Snacks & refreshments							906.72	1,855.12	1,294.14					4,055.98
Subscriptions											47.00			47.00
Staff training				1,000.00	3,586.86	420.69	1,813.44	3,551.42						10,372.41
Swimming			106.40	380.17					398.34		759.32			1,644.23
Toys	1,194.71	387.60	786.54		3,528.10	8,158.60			182.50	182.57				14,420.62
Transfer														-
Transportation/Travels		912.98			10.00	1,514.48	1,500.00	2,493.48	380.40	552.71				7,364.05
Uniform									572.93	420.31	213.18	1,857.00		3,063.42
Utilities	1,674.65	273.80	664.82	1,341.98	1,192.88	592.67	775.62	1,262.09	941.89	985.78	197.69	603.45		10,507.32
Volunteer welfare				310.42		2,588.08				364.60	470.00	944.70	397.80	5,075.60
Wages/Allowances	2,616.00	4,937.00	3,631.02	3,862.00	4,206.00	4,036.03	5,476.55	4,138.43	3,656.00	6,599.00	1,172.00	5,493.00	1,156.00	50,979.03
Waste Disposal	201.02	252.60	36.00		667.98	446.62	1,363.81	400.00						3,368.03
Water				702.08	104.23	851.32	1,185.14	1,129.98				597.57	1,483.72	6,054.04
Website														-
Total Expenditure	<b>10,433.29</b>	<b>17,257.39</b>	<b>8,830.71</b>	<b>16,409.88</b>	<b>31,677.44</b>	<b>44,168.28</b>	<b>37,851.87</b>	<b>27,083.07</b>	<b>16,000.23</b>	<b>18,793.21</b>	<b>9,573.74</b>	<b>14,232.95</b>	<b>4,511.41</b>	<b>256,823.47</b>
Excess of Income over Expenditure	<b>1,349.50</b>	<b>- 1,954.21</b>	<b>3,033.43</b>	<b>- 1,365.05</b>	<b>- 736.53</b>	<b>- 1,339.66</b>	<b>- 1,703.75</b>	<b>- 398.46</b>	<b>2,199.47</b>	<b>- 1,846.36</b>	<b>2,574.85</b>	<b>- 2,926.37</b>	<b>1,395.39</b>	<b>- 547.01</b>

**EXCELLENCE DAY NURSERY, HOLIDAY SCHEME,BEFORE AND AFTERSCHOOL CLUB)**

England & Wales - Charity number 1157609

---

# Accounts

---

## EXCELLENCE DAY NURSERY TRUSTEE'S ANNUAL REPORT for 14/10/23 to 15/10/24

At Excellence Day Nursery, we aim to provide a service of high-quality to all of our children, regardless of class or background. It is important to us to attend to each child's individual needs. Our staff have committed themselves to working together and working hard to ensure that the vision of Excellence Day Nursery is realised. For the year under review, we were rated "GOOD" by Ofsted.

We invest in the best resources to make learning memorable and enjoyable for the children, such as Montessori learning resources which enable children, especially those with SEN (SPECIAL EDUCATIONAL NEEDS) to engage in meaningful learning opportunities. This year, we also purchased a number of expensive books and toys that represent diversity and inclusion.

We have a scheme that allows children from disadvantaged backgrounds to come into the setting for full time hours, at no extra cost. We also offered free full time slots to children with SEN (SPECIAL EDUCATIONAL NEEDS) to allow them to play with other children and utilise our resources.

We have provided support to charities such as ANCHOR OF HOPE CHRISTIAN FELLOWSHIP and PREMIER RADIO UK during the year under review. We also worked in partnership with external agencies such as speech therapists, health visitors, General practitioners, and educational therapists.

Overall, we can say that the year under review has been profitable as we have been able to work with many children, and aid with their growth and development.

We hope for a more profitable year ahead.

ENI MONFUMA-ALLI



TRUSTEE

# Excellence Day Nursery

## Income & Expenditure

14/10/23 - 15/10/24

£

### Income

Balance b/fwd	5,254.75
Income for the year	148,184.31

### Total Income

**153,439.06**

### Expenditure

Accountant fees	904.22
Advertisement & publicity	2,565.00
Agency Fee	4,256.79
Bank charges	-
Books & stationery	3,088.11
Business rates	3,648.30
Children's School Parties	969.03
Computers & accessories	1,730.95
Construction & maintenance/Repairs	-
CRB checks	340.00
Curriculum	2,624.06
Decoration	2,073.96
Donation to Charities	8,429.32
Educational trips	1,252.30
Equipments	4,578.95
Fire equipment	-
Furniture	2,618.24
HMRC	2,992.00
Insurance	1,207.36
Nursery Resources	2,320.26
OFSTED	711.01
Pension	2,670.32
Phones & communication	1,746.66
Postage	-
Rent/Hall hire	19,400.78
Snacks & refreshments	1,703.21
Staff training	4,304.52
Swimming	1,443.67
Toys	1,721.73
Transportation/Travels	5,350.63
Uniform	1,075.48
Utilities	6,694.27
Volunteer welfare	1,030.66
Wages/Allowances	47,825.67
Waste Disposal	124.00

Water	2,500.10
Total Expenditure	<u>148,527.66</u>
Excess of Income over Expenditure (closing balance)	<u>4,911.40</u>

# Excellence Day Nursery

## Income & Expenditure

14/10/23 - 15/10/24

	Oct-23	Nov-23	Dec-23	Jan-24	Feb-24	Mar-24	Apr-24	May-24	Jun-24	Jul-24	Aug-24	Sep-24	Oct-24	Total for the year
<b>Income</b>														
Balance b/fwd	5,254.75													5,254.75
Income	5,206.17	9,366.22	11,020.95	15,485.71	18,257.11	12,158.10	13,817.82	13,533.58	7,766.95	6,700.50	15,170.75	7,942.87	11,757.58	148,184.31
<b>Total Income</b>	<b>10,460.92</b>	<b>9,366.22</b>	<b>11,020.95</b>	<b>15,485.71</b>	<b>18,257.11</b>	<b>12,158.10</b>	<b>13,817.82</b>	<b>13,533.58</b>	<b>7,766.95</b>	<b>6,700.50</b>	<b>15,170.75</b>	<b>7,942.87</b>	<b>11,757.58</b>	<b>153,439.06</b>
<b>Expenditure</b>														
Accountant fees	302.10	202.12		100.00			100.00			100.00			100.00	904.22
Advertisement & publicity	958.20	408.00		1,198.80				515.00						2,565.00
Agency Fee	207.79		452.00	452.00	500.00	500.00		500.00	500.00	500.00				4,256.79
Bank charges														
Books & stationery	1,251.29	950.08		302.00			1,000.00		500.00					3,088.11
Business rates	500.00			306.01										3,648.30
Children's School Parties	357.00	306.02	188.90	306.01	207.20			188.90	340.00					969.03
Computers & accessories														1,790.95
Construction & maintenance/Repairs														
CRB checks										340.00				340.00
Curriculum	188.90	684.03	879.05	872.08	188.90		188.90	367.03						2,624.06
Decoration	183.60	748.84	188.90	207.79	188.90		188.90	387.12		30.00	30.00			2,073.96
Donation to Charities	30	30.00	30.00	3,252.88	949.17	218.90	218.90		1,194.84	30.00	30.00			8,429.32
Educational trips	188.90			202.01		324.36				201.02	336.01			1,252.30
Equipments		330.19	560.03	367.01	1,051.22	188.90		404.03	696.02		971.55			4,578.95
Fire equipment														
Furniture				202.01	1,206.05	336.12	202.02	367.02			305.02			2,618.24
HMRC - ER Contribution	272.00	272.00	272.00	272.00	272.00		272.00	272.00	272.00	272.00				2,992.00
Insurance	50.00	421.04						468.96	66.84	66.84	66.84			1,207.36
Nursery Resources			356.04		356.03	351.08	356.02		178.02		743.07			2,320.26
ORSTED										201.01	170.00			711.01
Pension	221.01	221.01		442.02	221.01	221.01	221.01	442.02	221.01	221.01	230.11			2,670.32
Phones & communication	127.39	127.39	127.39	127.39	127.39	127.39	135.94	142.68	140.74	140.74	140.74			1,746.66
Postage														
Repairs		202.00	377.00	500.00	1,158.65	6,109.56	357.02	2,483.89	776.04	1,224.01	388.00	201.02	400.00	4,626.10
Rent/Hall hire	414.79	1,040.02		1,158.65	6,109.56	599.50	745.14	2,483.89	1,808.13	713.01	1,574.40	1,753.69	1,000.00	19,400.78
Snacks & refreshments						1,703.21								1,703.21
Solicitor fees														
Staff training			701.73	494.93	357.01	1,270.56	1,837.30	388.62	698.04					4,304.52
Swimming														1,443.67
Toys		15.00	367.00	367.02	188.90	201.02	1,380.00			375.00	207.79			1,721.73
Transportation/Travels				597.45	597.45					724.88	1,748.60			5,350.63
Uniform				202.02	525.50			188.90			361.08			1,075.48
Utilities	64.25	954.82	383.40	897.63	814.60	879.18	1,073.83	621.25	238.97	142.10	108.28			6,694.27
Volunteer welfare				296.46	188.90	545.30								1,030.66
Wages/allowances	3,205.00	965.00	5,683.00	3,015.00	4,246.75	5,178.45	4,848.80	3,038.00	4,308.00	2,978.00	1,806.00	6,868.67	1,685.00	47,623.67
Waste Disposal						33.00			33.00	29.00				124.00
Water		319.70	592.56					475.47	201.02	336.02	201.00	162.24	212.09	2,500.10
Website														
<b>Total Expenditure</b>	<b>8,522.22</b>	<b>8,742.20</b>	<b>11,485.46</b>	<b>15,128.15</b>	<b>18,474.04</b>	<b>12,268.69</b>	<b>12,760.87</b>	<b>10,750.89</b>	<b>12,172.67</b>	<b>8,237.83</b>	<b>8,130.58</b>	<b>14,357.30</b>	<b>7,526.76</b>	<b>148,527.66</b>
<b>Excess of Income over Expenditure</b>	<b>1,938.70</b>	<b>624.02</b>	<b>- 434.51</b>	<b>337.56</b>	<b>- 216.93</b>	<b>- 110.59</b>	<b>1,056.95</b>	<b>2,782.69</b>	<b>- 4,405.72</b>	<b>- 1,537.33</b>	<b>7,040.17</b>	<b>- 6,414.43</b>	<b>4,230.82</b>	<b>4,911.40</b>

# Excellence Day Nursery

## Income & Expenditure

14/10/23 - 15/10/24

£

### Income

Balance b/fwd	5,254.75
Income for the year	148,184.31

### Total Income

**153,439.06**

### Expenditure

Accountant fees	904.22
Advertisement & publicity	2,565.00
Agency Fee	4,256.79
Bank charges	-
Books & stationery	3,088.11
Business rates	3,648.30
Children's School Parties	969.03
Computers & accessories	1,730.95
Construction & maintenance/Repairs	-
CRB checks	340.00
Curriculum	2,624.06
Decoration	2,073.96
Donation to Charities	8,429.32
Educational trips	1,252.30
Equipments	4,578.95
Fire equipment	-
Furniture	2,618.24
HMRC	2,992.00
Insurance	1,207.36
Nursery Resources	2,320.26
OFSTED	711.01
Pension	2,670.32
Phones & communication	1,746.66
Postage	-
Rent/Hall hire	19,400.78
Snacks & refreshments	1,703.21
Staff training	4,304.52
Swimming	1,443.67
Toys	1,721.73
Transportation/Travels	5,350.63
Uniform	1,075.48
Utilities	6,694.27
Volunteer welfare	1,030.66
Wages/Allowances	47,825.67
Waste Disposal	124.00

Water	2,500.10
Total Expenditure	<u>148,527.66</u>

Excess of Income over Expenditure (closing balance)	<u>4,911.40</u>
---	-----------------

# Excellence Day Nursery

## Income & Expenditure

14/10/23 - 15/10/24

	Oct-23	Nov-23	Dec-23	Jan-24	Feb-24	Mar-24	Apr-24	May-24	Jun-24	Jul-24	Aug-24	Sep-24	Oct-24	Total for the year
<b>Income</b>														
Balance b/fwd	5,254.75													5,254.75
Income	5,206.17	9,366.22	11,020.95	15,485.71	18,257.11	12,158.10	13,817.82	13,533.58	7,766.95	6,700.50	15,170.75	7,942.87	11,757.58	148,184.31
<b>Total Income</b>	<b>10,460.92</b>	<b>9,366.22</b>	<b>11,020.95</b>	<b>15,485.71</b>	<b>18,257.11</b>	<b>12,158.10</b>	<b>13,817.82</b>	<b>13,533.58</b>	<b>7,766.95</b>	<b>6,700.50</b>	<b>15,170.75</b>	<b>7,942.87</b>	<b>11,757.58</b>	<b>153,439.06</b>
<b>Expenditure</b>														
Accountant fees	302.10	202.12		100.00			100.00			100.00			100.00	904.22
Advertisement & publicity	958.20	408.00		1,198.80				515.00						2,565.00
Agency Fee	207.79		452.00	452.00	500.00	500.00		500.00	500.00	500.00				4,256.79
Bank charges														
Books & stationery	1,251.29	950.08		302.00			1,000.00		500.00					3,088.11
Business rates	500.00			306.01										3,648.30
Children's School Parties	357.00	306.02		306.01										969.03
Computers & accessories		544.94	188.90		207.20			188.90	340.00					1,730.95
Construction & maintenance/Repairs														
CRB checks										340.00				340.00
Curriculum	188.90	684.03	879.05	872.08	188.90		188.90	367.03						2,624.06
Decoration	183.60	748.84	188.90	207.79	188.90		188.90	387.12		30.00	30.00			2,073.96
Donation to Charities	30	30.00	30.00	3,252.88	949.17	218.90	218.90		1,194.84	30.00	30.00			8,429.32
Educational trips	188.90			202.01		324.36				201.02				1,252.30
Equipments		330.19	560.03	367.01	1,051.22	188.90		404.03	696.02		971.55			4,578.95
Fire equipment														
Furniture				202.01	1,206.05	336.12	202.02	367.02			305.02			2,618.24
HMRC - ER Contribution	272.00	272.00	272.00	272.00	272.00		272.00	272.00	272.00	272.00				2,992.00
Insurance	50.00	421.04						468.96	66.84	66.84	66.84			1,207.36
Nursery Resources			356.04		356.03	351.08	356.02		178.02		743.07			2,320.26
ORSTED										201.01	170.00			711.01
Pension	221.01	221.01		442.02	221.01	221.01	221.01	442.02	221.01	221.01	230.11			2,670.32
Phones & communication	127.39	127.39	127.39	127.39	127.39	127.39	135.94	142.68	140.74	140.74	140.74			1,746.66
Postage														
Repairs		202.00	377.00	500.00	1,158.65	6,109.56	357.02	2,483.89	776.04	1,224.01	388.00	201.02	400.00	4,625.10
Rent/Hall hire	414.79	1,040.02		1,158.65	6,109.56	599.50	745.14	2,483.89	1,808.13	713.01	1,574.40	1,753.69	1,000.00	19,400.78
Snacks & refreshments						1,703.21								1,703.21
Solicitor fees														
Staff training			701.73	494.93	357.01	1,270.56	1,837.30	388.62	698.04					4,304.52
Swimming														
Toys		15.00	367.00	367.02	188.90	201.02				375.00	207.79			1,443.67
Transportation/Travels				597.45	597.45		1,380.00			724.88	1,748.60			5,350.63
Uniform				202.02	525.50			188.90			361.08			1,075.48
Utilities	64.25	954.82	383.40	897.63	814.60	879.18	1,073.83	621.25	238.97	142.10	108.28			6,694.27
Volunteer welfare			296.46	188.90	545.30									1,030.66
Wages/allowances	3,205.00	965.00	5,683.00	3,015.00	4,246.75	5,178.45	4,848.80	3,038.00	4,308.00	2,978.00	1,806.00	6,868.67	1,685.00	47,623.67
Waste Disposal						33.00			33.00	29.00				124.00
Water		319.70	592.56					475.47	201.02	336.02	201.00	162.24	212.09	2,500.10
Website														
<b>Total Expenditure</b>	<b>8,522.22</b>	<b>8,742.20</b>	<b>11,485.46</b>	<b>15,128.15</b>	<b>18,474.04</b>	<b>12,268.69</b>	<b>12,760.87</b>	<b>10,750.89</b>	<b>12,172.67</b>	<b>8,237.83</b>	<b>8,130.58</b>	<b>14,357.30</b>	<b>7,526.76</b>	<b>148,527.66</b>
<b>Excess of Income over Expenditure</b>	<b>1,938.70</b>	<b>624.02</b>	<b>- 434.51</b>	<b>337.56</b>	<b>- 216.93</b>	<b>- 110.59</b>	<b>1,056.95</b>	<b>2,782.69</b>	<b>- 4,405.72</b>	<b>- 1,537.33</b>	<b>7,040.17</b>	<b>- 6,414.43</b>	<b>4,230.82</b>	<b>4,911.40</b>

**EXCELLENCE DAY NURSERY, HOLIDAY SCHEME,BEFORE AND AFTERSCHOOL CLUB)**

England & Wales - Charity number 1157609

---

# Accounts

---

EXCELLENCE DAY NURSERY TRUSTEE'S ANNUAL REPORT for 14/10/22 to 13/10/23

Our focus at Excellence Day Nursery is providing a high-quality service to all our children, particularly those with SEN (Special educational needs) and those from disadvantaged backgrounds. Inclusivity and attending to each child's individual needs is our priority because the uniqueness and individuality of each child cannot be overemphasised.

Our staff have worked hard and dedicated themselves to working collaboratively as a team to ensure that our mission and vision are met. In the year under review Excellence Day Nursery is rated "GOOD" by OFSTED.

At Excellence Day Nursery setting, we invest in expensive materials resources to make learning fun for our children. Such as Montessori learning resources which enable children, especially those with SEN (Special educational needs) to engage in meaningful and productive learning opportunities.

In the past 4 years, we have implemented a new opportunity that allows children from disadvantaged backgrounds to increase their hours to full time rather than the 15 hours slot a week which is funded by the government at no additional cost. We also extended opportunities for children to access the setting even though they were not qualified for the 15 hours funding by the Government.

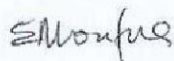
We also had full time attendance slots offered to children with SEN (Special educational needs) to enable them to have social interaction with other children and utilise our resources to aid with their seven areas of development. We also worked with children who have delay with their speech and language using different strategies to support their language development.

We also offered support to other charities such as Anchor of Hope Christian Fellowship and Premier Radio UK during the year under review.

We worked in partnership with external agencies such as Speech Therapists, Health Visitors, General Practitioners and Educational Therapists.

Overall, we can say that the year under review was profitable because we were able to continue helping many children the way we have done over previous years.

We hope for a more profitable year ahead.



ENI MONFUMA-ALLI

TRUSTEE

# Excellence Day Nursery

## Income & Expenditure

14/10/22 - 15/10/23

£

### Income

Balance b/fwd	387.50
Income for the year	166,794.89
Total Income	<u><u>167,182.39</u></u>

### Expenditure

Accountant fees	660.00
Advertisement & publicity	4,180.10
Agency Fee	2,973.64
Bank charges	-
Books & stationery	2,194.97
Business rates	3,487.00
Children's School Parties	943.45
Computers & accessories	1,598.75
Construction & maintenance/Repairs	4,279.38
CRB checks	296.37
Curriculum	2,306.71
Decoration	2,442.94
Donation to Charities	10,062.49
Educational trips	3,363.11
Equipments	2,584.86
Fire equipment	1,591.97
Furniture	2,192.34
HMRC	3,011.50
Insurance	3,912.63
Nursery Resources	2,739.86
OFSTED	789.02
Pension	2,934.37
Phones & communication	1,875.46
Postage	1,116.54
Rent/Hall hire	18,896.46
Snacks & refreshments	1,468.88
Staff training	4,216.25
Swimming	2,940.30
Toys	1,604.34
Transportation/Travels	6,430.77
Uniform	1,873.95
Utilities	5,868.08
Volunteer welfare	751.87
Wages/Allowances	47,869.95
Waste Disposal	1,496.90

Water	<u>3,443.67</u>
Total Expenditure	<u><u>161,927.64</u></u>

Excess of Income over Expenditure (closing balance)	<u><u>5,254.75</u></u>
---	------------------------

EXCELLENCE DAY NURSERY TRUSTEE'S ANNUAL REPORT for 14/10/22 to 13/10/23

Our focus at Excellence Day Nursery is providing a high-quality service to all our children, particularly those with SEN (Special educational needs) and those from disadvantaged backgrounds. Inclusivity and attending to each child's individual needs is our priority because the uniqueness and individuality of each child cannot be overemphasised.

Our staff have worked hard and dedicated themselves to working collaboratively as a team to ensure that our mission and vision are met. In the year under review Excellence Day Nursery is rated "GOOD" by OFSTED.

At Excellence Day Nursery setting, we invest in expensive materials resources to make learning fun for our children. Such as Montessori learning resources which enable children, especially those with SEN (Special educational needs) to engage in meaningful and productive learning opportunities.

In the past 4 years, we have implemented a new opportunity that allows children from disadvantaged backgrounds to increase their hours to full time rather than the 15 hours slot a week which is funded by the government at no additional cost. We also extended opportunities for children to access the setting even though they were not qualified for the 15 hours funding by the Government.

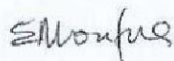
We also had full time attendance slots offered to children with SEN (Special educational needs) to enable them to have social interaction with other children and utilise our resources to aid with their seven areas of development. We also worked with children who have delay with their speech and language using different strategies to support their language development.

We also offered support to other charities such as Anchor of Hope Christian Fellowship and Premier Radio UK during the year under review.

We worked in partnership with external agencies such as Speech Therapists, Health Visitors, General Practitioners and Educational Therapists.

Overall, we can say that the year under review was profitable because we were able to continue helping many children the way we have done over previous years.

We hope for a more profitable year ahead.



ENI MONFUMA-ALLI

TRUSTEE

**EXCELLENCE DAY NURSERY, HOLIDAY SCHEME,BEFORE AND AFTERSCHOOL CLUB)**

England & Wales - Charity number 1157609

---

# Accounts

---

## EXCELLENCE DAY NURSERY TRUSTEE'S ANNUAL REPORT for 14/10/21 to 13/10/22

At Excellence Day Nursery, we focus on providing a high-quality service to our children, particularly those with SEN (Special educational needs) and those from disadvantaged backgrounds. We aim to be inclusive and attend to each child's individual needs, because the uniqueness and individuality of each child cannot be overemphasised.

Our hardworking staff have been dedicated to working collaboratively as a team to ensure that our mission and vision is met. In the year under review Excellence Day Nursery is rated "GOOD" by OFSTED.

Since the COVID-19 pandemic the number of children who we care for has continued to increase during the year under review, as we provided the opportunity for children from disadvantaged backgrounds to increase their hours to full time rather than the 15 hours slot a week which is funded by the government at no additional cost; this, however, has resulted in a shortfall in our income for the year under review.

Opportunities were extended to children to access the setting even though they were not qualified for the 15 hours funding by the Government which also brought our income down during the year under review.

The majority of parents who were in Higher Education, and receiving a childcare grant from Student Finance England, had finished their courses and no longer received a grant from Student finance England, so this also decreased our income for the year under review.

We also had full time attendance slots offered to children with SEN (Special educational needs) to enable them to have social interaction with other children and utilise our resources to aid with their seven areas of development instead of staying at home and not making any development. We also worked with children who have a delay with speech and language using different strategies to support their language development.

At our setting, we invest in resources to make learning fun for our children. For example, we use Montessori learning resources which enable children, especially those with SEN (Special educational needs) to engage in meaningful and productive learning opportunities. These resources are much more expensive than the average learning resources on the market.

We also offered support to other charities such as Anchor of Hope Christian Fellowship and Premier Radio UK during the year under review.

We work in partnership with external agencies such as Speech Therapists, Health Visitors, General Practitioners and Educational Therapists.

Overall, we can say that the year under review was profitable because we were able to help many more children than we have done in previous years.

We hope for a more profitable year ahead.

ENI MONFUMA-ALLI

TRUSTEE

# Excellence Day Nursery

## Income & Expenditure

16/10/21 - 15/10/22

£

### Income

Balance b/fwd	771.91
Income for the year	112,645.02

Total Income

**113,416.93**

### Expenditure

Accountant fees	550.00
Advertisement & publicity	2,971.68
Agency Fee	3,102.55
Bank charges	0.35
Books & stationery	1,736.12
Business rates	4,542.94
Children's School Parties	729.43
Computers & accessories	923.81
Construction & maintenance/Repairs	1,806.26
CRB checks	461.05
Curriculumn	1,731.77
Decoration	1,168.29
Donation to Charities	7,153.52
Educational trips	880.92
Equipments	1,083.12
Fire equipment	919.44
Furniture	423.41
HMRC	754.39
Insurance	2,192.09
Nursery Resources	534.43
OFSTED	100.00
Pension	1,940.61
Phones & communication	2,078.81
Postage	110.00
Rent/Hall hire	27,157.37
Snacks & refreshments	488.40
Staff training	1,730.73
Swimming	1,028.43
Toys	1,242.73
Transportation/Travels	1,286.21
Uniform	407.65
Utilities	4,908.82
Volunteer welfare	306.06
Wages/Allowances	34,544.39

Waste Disposal	293.75
Water	1,739.90
Total Expenditure	<u><b>113,029.43</b></u>
Excess of Income over Expenditure (closing balance)	<u><b>387.50</b></u>

# Excellence Day Nursery

## Income & Expenditure

16/10/21 - 15/10/22

	10/21	11/21	12/21	01/22	02/22	03/22	04/22	05/22	06/22	07/22	08/22	09/22	10/22	Total for the year
<b>Income</b>														
Balance b/fwd	771.91													771.91
Income for the year	5,850.43	15,347.01	12,508.21	11,261.17	9,270.65	9,754.00	8,997.01	6,472.29	8,206.23	4,843.43	3,064.58	14,975.15	2,094.86	112,645.02
<b>Total Income</b>	<b>6,622.34</b>	<b>15,347.01</b>	<b>12,508.21</b>	<b>11,261.17</b>	<b>9,270.65</b>	<b>9,754.00</b>	<b>8,997.01</b>	<b>6,472.29</b>	<b>8,206.23</b>	<b>4,843.43</b>	<b>3,064.58</b>	<b>14,975.15</b>	<b>2,094.86</b>	<b>113,416.93</b>
<b>Expenditure</b>														
Accountant fees	100.00	150.00					100.00			100.00			100.00	550.00
Advertisement & publicity		1,978.25	619.43	374.00										2,971.68
Agency Fee			117.34	2,149.58	835.63									3,102.55
Bank charges													0.35	0.35
Books & stationery		269.62		100.00	1,212.54							153.96		1,736.12
Business rates		490.00				300.00		1,000.00	2,220.54	269.43		262.97		4,542.94
Children's School Parties		729.43												729.43
Computers & accessories		873.81										50.00		923.81
Construction & maintenance/Repairs					718.48	490.05					200.00	397.73		1,806.26
CRB checks						461.05								461.05
Curriculum		269.43			654.05		269.43				538.86			1,731.77
Decoration				230.00		269.43		269.43			269.43	130.00		1,168.29
Donation to Charities		25.00	1,161.79	1,025.00	1,430.97	1,030.00	529.65	268.50	868.36	128.25	140.00	546.00		7,153.52
Educational trips		461.92						419.00						880.92
Equipments						160.00		923.12						1,083.12
Fire equipment			919.44											919.44
Furniture						269.45			153.96					423.41
HMRC				597.38	157.01									754.39
Insurance						744.53	909.09	269.04		269.43				2,192.09
Nursery Resources								265.00	269.43					534.43
OFSTED													100.00	100.00
Pension		88.32	342.94		172.28	344.56		172.28	296.43	139.68	139.68	122.22	122.22	1,940.61
Phones & communication		198.90	107.88	582.88	107.88	107.88	382.84	107.88	107.88	124.93	124.93	124.93		2,078.81
Postage											110.00			110.00
Rent/Hall hire	2475.05	4,005.36	2,320.00	3,004.59	2,869.59		2,049.27	1,480.00	459.10	996.37	489.30	7,008.74		27,157.37
Snacks & refreshments		179.43						179.62	89.35	40.00				488.40
Staff training			298.80			1,431.93								1,730.73
Swimming							269.43				300.00		459.00	1,028.43
Toys	42.97					269.43	930.33							1,242.73
Transportation/Travels		150.00				359.00			597.59					1,286.21
Uniform			228.03				179.62							407.65
Utilities	522.67	180.23	1,219.44	480.58	396.34	310.83	501.24	227.77	131.33	303.38	74.42	264.22	296.37	4,908.82
Volunteer welfare							306.06							306.06
Wages/Allowances	250.00	5,824.80	3,201.00	2,896.97	2,570.43	3,302.83	2,674.00	1,320.00	2,822.80	2,393.56	792.00	5,378.00	1,118.00	34,544.39
Waste Disposal			85.45		86.45		26.60			68.25	27.00			293.75
Water				302.94		1,007.96			279.00	150.00				1,739.90
<b>Total Expenditure</b>	<b>3,390.69</b>	<b>15,874.50</b>	<b>10,621.54</b>	<b>11,743.92</b>	<b>11,211.65</b>	<b>10,858.93</b>	<b>9,307.18</b>	<b>6,901.64</b>	<b>8,295.77</b>	<b>4,983.28</b>	<b>3,205.62</b>	<b>14,438.77</b>	<b>2,195.94</b>	<b>113,029.43</b>
<b>Excess of Income over Expenditure</b>	<b>3,231.65 -</b>	<b>527.49</b>	<b>1,886.67 -</b>	<b>482.75 -</b>	<b>1,941.00 -</b>	<b>1,104.93 -</b>	<b>310.17 -</b>	<b>429.35 -</b>	<b>89.54 -</b>	<b>139.85 -</b>	<b>141.04</b>	<b>536.38 -</b>	<b>101.08</b>	<b>387.50</b>

# Excellence Day Nursery

## Income & Expenditure

16/10/21 - 15/10/22

£

### Income

Balance b/fwd	771.91
Income for the year	112,645.02

Total Income

**113,416.93**

### Expenditure

Accountant fees	550.00
Advertisement & publicity	2,971.68
Agency Fee	3,102.55
Bank charges	0.35
Books & stationery	1,736.12
Business rates	4,542.94
Children's School Parties	729.43
Computers & accessories	923.81
Construction & maintenance/Repairs	1,806.26
CRB checks	461.05
Curriculumn	1,731.77
Decoration	1,168.29
Donation to Charities	7,153.52
Educational trips	880.92
Equipments	1,083.12
Fire equipment	919.44
Furniture	423.41
HMRC	754.39
Insurance	2,192.09
Nursery Resources	534.43
OFSTED	100.00
Pension	1,940.61
Phones & communication	2,078.81
Postage	110.00
Rent/Hall hire	27,157.37
Snacks & refreshments	488.40
Staff training	1,730.73
Swimming	1,028.43
Toys	1,242.73
Transportation/Travels	1,286.21
Uniform	407.65
Utilities	4,908.82
Volunteer welfare	306.06
Wages/Allowances	34,544.39

Waste Disposal	293.75
Water	1,739.90
Total Expenditure	<u><u>113,029.43</u></u>
Excess of Income over Expenditure (closing balance)	<u><u>387.50</u></u>

# Excellence Day Nursery

## Income & Expenditure

16/10/21 - 15/10/22

	10/21	11/21	12/21	01/22	02/22	03/22	04/22	05/22	06/22	07/22	08/22	09/22	10/22	Total for the year
<b>Income</b>														
Balance b/fwd	771.91													771.91
Income for the year	5,850.43	15,347.01	12,508.21	11,261.17	9,270.65	9,754.00	8,997.01	6,472.29	8,206.23	4,843.43	3,064.58	14,975.15	2,094.86	112,645.02
<b>Total Income</b>	<b>6,622.34</b>	<b>15,347.01</b>	<b>12,508.21</b>	<b>11,261.17</b>	<b>9,270.65</b>	<b>9,754.00</b>	<b>8,997.01</b>	<b>6,472.29</b>	<b>8,206.23</b>	<b>4,843.43</b>	<b>3,064.58</b>	<b>14,975.15</b>	<b>2,094.86</b>	<b>113,416.93</b>
<b>Expenditure</b>														
Accountant fees	100.00	150.00					100.00			100.00		100.00		550.00
Advertisement & publicity		1,978.25	619.43	374.00										2,971.68
Agency Fee			117.34	2,149.58	835.63									3,102.55
Bank charges													0.35	0.35
Books & stationery		269.62		100.00	1,212.54							153.96		1,736.12
Business rates		490.00				300.00		1,000.00	2,220.54	269.43		262.97		4,542.94
Children's School Parties		729.43												729.43
Computers & accessories		873.81										50.00		923.81
Construction & maintenance/Repairs					718.48	490.05					200.00	397.73		1,806.26
CRB checks						461.05								461.05
Curriculum		269.43			654.05		269.43				538.86			1,731.77
Decoration				230.00		269.43		269.43			269.43	130.00		1,168.29
Donation to Charities		25.00	1,161.79	1,025.00	1,430.97	1,030.00	529.65	268.50	868.36	128.25	140.00	546.00		7,153.52
Educational trips		461.92						419.00						880.92
Equipments						160.00		923.12						1,083.12
Fire equipment			919.44											919.44
Furniture						269.45			153.96					423.41
HMRC				597.38	157.01									754.39
Insurance						744.53	909.09	269.04		269.43				2,192.09
Nursery Resources								265.00	269.43					534.43
OFSTED													100.00	100.00
Pension		88.32	342.94		172.28	344.56		172.28	296.43	139.68	139.68	122.22	122.22	1,940.61
Phones & communication		198.90	107.88	582.88	107.88	107.88	382.84	107.88	107.88	124.93	124.93	124.93		2,078.81
Postage											110.00			110.00
Rent/Hall hire	2475.05	4,005.36	2,320.00	3,004.59	2,869.59		2,049.27	1,480.00	459.10	996.37	489.30	7,008.74		27,157.37
Snacks & refreshments		179.43						179.62	89.35	40.00				488.40
Staff training			298.80			1,431.93								1,730.73
Swimming							269.43				300.00		459.00	1,028.43
Toys	42.97					269.43	930.33							1,242.73
Transportation/Travels		150.00				359.00			597.59					1,286.21
Uniform			228.03				179.62							407.65
Utilities	522.67	180.23	1,219.44	480.58	396.34	310.83	501.24	227.77	131.33	303.38	74.42	264.22	296.37	4,908.82
Volunteer welfare							306.06							306.06
Wages/Allowances	250.00	5,824.80	3,201.00	2,896.97	2,570.43	3,302.83	2,674.00	1,320.00	2,822.80	2,393.56	792.00	5,378.00	1,118.00	34,544.39
Waste Disposal			85.45		86.45		26.60			68.25	27.00			293.75
Water				302.94		1,007.96			279.00	150.00				1,739.90
<b>Total Expenditure</b>	<b>3,390.69</b>	<b>15,874.50</b>	<b>10,621.54</b>	<b>11,743.92</b>	<b>11,211.65</b>	<b>10,858.93</b>	<b>9,307.18</b>	<b>6,901.64</b>	<b>8,295.77</b>	<b>4,983.28</b>	<b>3,205.62</b>	<b>14,438.77</b>	<b>2,195.94</b>	<b>113,029.43</b>
<b>Excess of Income over Expenditure</b>	<b>3,231.65</b>	<b>- 527.49</b>	<b>1,886.67</b>	<b>- 482.75</b>	<b>- 1,941.00</b>	<b>- 1,104.93</b>	<b>- 310.17</b>	<b>- 429.35</b>	<b>- 89.54</b>	<b>- 139.85</b>	<b>- 141.04</b>	<b>536.38</b>	<b>- 101.08</b>	<b>387.50</b>

**EXCELLENCE DAY NURSERY, HOLIDAY SCHEME,BEFORE AND AFTERSCHOOL CLUB)**

England & Wales - Charity number 1157609

---

# Accounts

---

## **EXCELLENCE DAY NURSERY TRUSTEE'S ANNUAL REPORT for 14/10/20 to 13/10/21**

The main focus of ours has continuously been on providing a high-quality service to our children, particularly those with SEN (Special educational needs) and those from disadvantaged background. We aim to be an inclusive nursery who attends to each child's individual needs. This is because the uniqueness and individuality of each child cannot be overemphasised.

Our hardworking staff have been dedicated to working collaboratively as a team to ensure that our mission and vision is met. In the year under review Excellence Day Nursery is rated "GOOD" by OFSTED.

Since the COVID-19 pandemic the number of children who we care for has increased during the year under review, as we provided the opportunity for children from disadvantaged backgrounds to increase their hours to full time rather than the 15 hours slot a week which is funded by the government at no additional cost.

We have also attracted more children whose parents are in Higher Education, and receiving a childcare grant from Student Finance England, thereby increasing our income during the year under review.

We also had full time attendance slots offered to children with SEN (Special educational needs) to enable them to have social interaction with other children and utilise our resources to aid with their seven areas of development; instead of being at home in front of a television set which really does not support children's language development. We also worked with children who have a delay with speech and language using different strategies to support their language development.

At our setting, we invest in resources to make learning fun for our children. For example, we use Montessori learning resources which enable children, especially those with SEN (Special educational needs) to engage in meaningful and productive learning opportunities. These resources are much more costly than the average learning resources on the market.

We also offered support to other charities such as Anchor of Hope Christian Fellowship and Premier Radio UK during the year under review.


We currently work in partnership with external agencies such as Speech Therapists, Health Visitors, General Practitioners and Educational Therapists

when we need professional advise on how to support children with SEN (Special educational needs).

We also work in partnership with parents who support us in working with their children since we believe that parents know their children better than anyone else. They also support us in marketing by promoting and advertising our setting through word of mouth. We have found word of mouth is the most effective marketing tool in attracting more children to our early years provision.

Our breakfast and after school club is extremely popular with parents who need their children to be dropped off to, and picked up from, their various schools while they are at work.

Overall, it was a very successful year, and we look forward to a better year ahead.



Eni Monfuma-Alli

TRUSTEE

# Excellence Day Nursery

## Income & Expenditure

14/10/20 - 13/10/21

£

### Income

Balance b/fwd	525.53
Income for the year	183,924.39

Total Income	<b>184,449.92</b>
--------------	-------------------

### Expenditure

Accountant fees	400.00
Advertisement & publicity	4,999.75
Agency Fee	4,279.37
Books & stationery	7,803.47
Business rates	5,629.41
Car Loan	-
Children's School Parties	3,434.53
Computers & accessories	1,944.09
Construction & maintenance/Repairs	4,879.60
CRB checks	149.55
Curriculum	6,454.44
Decoration	5,112.05
Donation to Charities	10,493.46
Educational trips	924.22
Equipments	5,955.32
Fire equipment	4,001.54
Furniture	2,170.06
HMRC	1,568.09
Insurance	6,995.23
Nursery Resources	3,635.06
OFSTED	1,118.23
Pension	2,171.85
Phones & communication	1,777.03
Postage	600.00
Printer	1,044.52
Rent/Hall hire	24,905.66
Reserve	-
Snacks & refreshments	2,196.18
Solicitor fees	317.09
Staff training	5,477.98
Swimming	3,541.75
Toys	1,434.97
Transportation/Travels	3,929.05
Uniform	1,289.50

Utilities	9,196.22
Volunteer welfare	3,290.00
Wages/Allowances	37,330.89
Waste Disposal	1,348.90
Water	1,228.95
Website	-
Total Expenditure	<b>183,028.01</b>
	<hr/> <hr/>
Excess of Income over Expenditure	<b>1,421.91</b>
	<hr/> <hr/>

# Excellence Day Nursery

## Income & Expenditure

14/10/20 - 13/10/21

	10/20	11/20	12/20	01/21	02/21	03/21	04/21	05/21	06/21	07/21	08/21	09/21	10/21	Total for the year
<b>Income</b>														
Balance b/fwd	525.53													525.53
Income for the year	8,341.25	18,705.82	15,667.76	14,190.56	20,154.52	13,503.95	19,797.18	15,313.29	14,027.70	13,573.85	14,069.79	14,144.13	2,434.59	183,924.39
<b>Total Income</b>	<b>8,866.78</b>	<b>18,705.82</b>	<b>15,667.76</b>	<b>14,190.56</b>	<b>20,154.52</b>	<b>13,503.95</b>	<b>19,797.18</b>	<b>15,313.29</b>	<b>14,027.70</b>	<b>13,573.85</b>	<b>14,069.79</b>	<b>14,144.13</b>	<b>2,434.59</b>	<b>184,449.92</b>

### Expenditure

Accountant fees		100.00			100.00		100.00				100.00			400.00
Advertisement & publicity	1,000.00				462.80		597.38		597.05	897.00	1,445.52			4,999.75
Agency Fee					262.00		262.00		262.00	700.00	1,739.37	1,054.00		4,279.37
Books & stationery		586.05	986.02	827.81	2,900.00		383.28	1,485.80	327.08				307.43	7,803.47
Business rates			443.05			1,228.19		3,135.00	439.89	383.28				5,629.41
Car Loan														-
Children's School Parties							1,290.30	992.10	1,152.13					3,434.53
Computers & accessories								439.65				964.10	540.34	1,944.09
Construction & maintenance/Repairs			1,157.09	752.67					981.75		1,290.00		698.09	4,879.60
CRB checks						149.55								149.55
Curriculumn					735.58	297.00	4,595.60		826.26					6,454.44
Decoration	400.00	150.00			1,585.80	829.05	1,397.20	500.00		250.00				5,112.05
Donation to Charities		2,500.00		1,325.00	1,500.00	1,525.00	978.00	25.00	874.40	25.00	25.00	1,691.06	25.00	10,493.46
Educational trips									174.22			500.00	250.00	924.22
Equipments			570.00			694.13		2,141.05		700.00	1,850.14			5,955.32
Fire equipment	298.38	700.00				479.05	162.00	763.00	1,048.12			550.99		4,001.54
Furniture			448.00						664.28	1,057.78				2,170.06
HMRC		1,251.09				317.00								1,568.09
Insurance	2,123.32				2,259.84	100.00		722.22	548.75	1,241.10				6,995.23
Nursery Resources		2,650.00									985.06			3,635.06
OFSTED						163.35	635.80						319.08	1,118.23
Pension	88.32	490.00	201.64	88.32		176.64	88.32		88.32	773.65		176.64		2,171.85
Phones & communication		475.00	592.03	156.00	78.00	100.00	100.00	78.00	78.00			120.00		1,777.03
Postage			600.00											600.00
Printer				382.10			348.44							1,044.52
Rent/Hall hire		1,600.00	1,600.00	1,600.00	5,600.00	1,600.00	1,600.00	3,200.00	1,062.59	1,600.00	2,243.07	1,600.00	1,600.00	24,905.66
Reserve														-
Snacks & refreshments	181.00			584.90	695.28							550.00	185.00	2,196.18
Solicitor fees				317.09										317.09
Staff training	323.59	580.00	799.00	1,275.00	783.99	238.00		654.05	490.35	84.00	250.00			5,477.98
Swimming			1,500.00				574.75					1,467.00		3,541.75
Toys					597.00			447.75		390.22				1,434.97
Transportation/Travels		625.00	450.00	450.00	1,490.00			260.00					654.05	3,929.05
Uniform			635.00									654.50		1,289.50
Utilities	70.20	3,631.77	285.03	666.47	1,012.05	616.77	306.41	445.24	472.79	81.40	58.92	874.72	674.45	9,196.22
Volunteer welfare		355.00		1,388.70		90.00	739.50	90.00	150.00	476.80				3,290.00
Wages/Allowances	500.00	3,401.77	3,814.52	1,565.43	2,858.80	3,788.35	2,659.13	698.44	4,337.14	4,201.27	1,417.00	6,592.99	1,496.05	37,330.89
Waste Disposal		33.25		775.85	53.20	460.00							26.60	1,348.90
Water			334.03	390.77					476.85	27.30				1,228.95
Website		650.00												-

<b>Total Expenditure</b>	<b>4,984.81</b>	<b>19,778.93</b>	<b>14,415.41</b>	<b>11,770.26</b>	<b>23,696.99</b>	<b>12,445.28</b>	<b>17,278.11</b>	<b>16,077.30</b>	<b>15,051.97</b>	<b>12,888.80</b>	<b>11,404.08</b>	<b>16,796.00</b>	<b>7,090.07</b>	<b>183,028.01</b>
--------------------------	-----------------	------------------	------------------	------------------	------------------	------------------	------------------	------------------	------------------	------------------	------------------	------------------	-----------------	-------------------

<b>Excess of Income over Expenditure</b>	<b>3,881.97</b>	<b>- 1,073.11</b>	<b>1,252.35</b>	<b>2,420.30</b>	<b>- 3,542.47</b>	<b>1,058.67</b>	<b>2,519.07</b>	<b>- 764.01</b>	<b>- 1,024.27</b>	<b>685.05</b>	<b>2,665.71</b>	<b>- 2,651.87</b>	<b>- 4,655.48</b>	<b>1,421.91</b>
--	-----------------	-------------------	-----------------	-----------------	-------------------	-----------------	-----------------	-----------------	-------------------	---------------	-----------------	-------------------	-------------------	-----------------

# Excellence Day Nursery

## Income & Expenditure

14/10/20 - 13/10/21

£

### Income

Balance b/fwd	525.53
Income for the year	183,924.39

Total Income

---

---

**184,449.92**

### Expenditure

Accountant fees	400.00
Advertisement & publicity	4,999.75
Agency Fee	4,279.37
Books & stationery	7,803.47
Business rates	5,629.41
Car Loan	-
Children's School Parties	3,434.53
Computers & accessories	1,944.09
Construction & maintenance/Repairs	4,879.60
CRB checks	149.55
Curriculum	6,454.44
Decoration	5,112.05
Donation to Charities	10,493.46
Educational trips	924.22
Equipments	5,955.32
Fire equipment	4,001.54
Furniture	2,170.06
HMRC	1,568.09
Insurance	6,995.23
Nursery Resources	3,635.06
OFSTED	1,118.23
Pension	2,171.85
Phones & communication	1,777.03
Postage	600.00
Printer	1,044.52
Rent/Hall hire	24,905.66
Reserve	-
Snacks & refreshments	2,196.18
Solicitor fees	317.09
Staff training	5,477.98
Swimming	3,541.75
Toys	1,434.97
Transportation/Travels	3,929.05
Uniform	1,289.50

Utilities	9,196.22
Volunteer welfare	3,290.00
Wages/Allowances	37,330.89
Waste Disposal	1,348.90
Water	1,228.95
Website	-
Total Expenditure	<b>183,028.01</b>
	<hr/> <hr/>
Excess of Income over Expenditure	<b>1,421.91</b>
	<hr/> <hr/>

# Excellence Day Nursery

## Income & Expenditure

14/10/20 - 13/10/21

	10/20	11/20	12/20	01/21	02/21	03/21	04/21	05/21	06/21	07/21	08/21	09/21	10/21	Total for the year
<b>Income</b>														
Balance b/fwd	525.53													525.53
Income for the year	8,341.25	18,705.82	15,667.76	14,190.56	20,154.52	13,503.95	19,797.18	15,313.29	14,027.70	13,573.85	14,069.79	14,144.13	2,434.59	183,924.39
<b>Total Income</b>	<b>8,866.78</b>	<b>18,705.82</b>	<b>15,667.76</b>	<b>14,190.56</b>	<b>20,154.52</b>	<b>13,503.95</b>	<b>19,797.18</b>	<b>15,313.29</b>	<b>14,027.70</b>	<b>13,573.85</b>	<b>14,069.79</b>	<b>14,144.13</b>	<b>2,434.59</b>	<b>184,449.92</b>

### Expenditure

Accountant fees		100.00			100.00		100.00				100.00			400.00
Advertisement & publicity	1,000.00				462.80		597.38		597.05	897.00	1,445.52			4,999.75
Agency Fee					262.00		262.00		262.00	700.00	1,739.37	1,054.00		4,279.37
Books & stationery		586.05	986.02	827.81	2,900.00		383.28	1,485.80	327.08				307.43	7,803.47
Business rates			443.05			1,228.19		3,135.00	439.89	383.28				5,629.41
Car Loan														-
Children's School Parties							1,290.30	992.10	1,152.13					3,434.53
Computers & accessories								439.65				964.10	540.34	1,944.09
Construction & maintenance/Repairs			1,157.09	752.67					981.75		1,290.00		698.09	4,879.60
CRB checks						149.55								149.55
Curriculumn					735.58	297.00	4,595.60		826.26					6,454.44
Decoration	400.00	150.00			1,585.80	829.05	1,397.20	500.00		250.00				5,112.05
Donation to Charities		2,500.00		1,325.00	1,500.00	1,525.00	978.00	25.00	874.40	25.00	25.00	1,691.06	25.00	10,493.46
Educational trips									174.22			500.00	250.00	924.22
Equipments			570.00			694.13		2,141.05		700.00	1,850.14			5,955.32
Fire equipment	298.38	700.00				479.05	162.00	763.00	1,048.12			550.99		4,001.54
Furniture			448.00						664.28	1,057.78				2,170.06
HMRC		1,251.09				317.00								1,568.09
Insurance	2,123.32				2,259.84	100.00		722.22	548.75	1,241.10				6,995.23
Nursery Resources		2,650.00									985.06			3,635.06
OFSTED						163.35	635.80						319.08	1,118.23
Pension	88.32	490.00	201.64	88.32		176.64	88.32		88.32	773.65		176.64		2,171.85
Phones & communication		475.00	592.03	156.00	78.00	100.00	100.00	78.00	78.00			120.00		1,777.03
Postage			600.00											600.00
Printer				382.10			348.44							1,044.52
Rent/Hall hire		1,600.00	1,600.00	1,600.00	5,600.00	1,600.00	1,600.00	3,200.00	1,062.59	1,600.00	2,243.07	1,600.00	1,600.00	24,905.66
Reserve														-
Snacks & refreshments	181.00			584.90	695.28							550.00	185.00	2,196.18
Solicitor fees				317.09										317.09
Staff training	323.59	580.00	799.00	1,275.00	783.99	238.00		654.05	490.35	84.00	250.00			5,477.98
Swimming			1,500.00				574.75					1,467.00		3,541.75
Toys					597.00			447.75		390.22				1,434.97
Transportation/Travels		625.00	450.00	450.00	1,490.00			260.00					654.05	3,929.05
Uniform			635.00									654.50		1,289.50
Utilities	70.20	3,631.77	285.03	666.47	1,012.05	616.77	306.41	445.24	472.79	81.40	58.92	874.72	674.45	9,196.22
Volunteer welfare		355.00		1,388.70		90.00	739.50	90.00	150.00	476.80				3,290.00
Wages/Allowances	500.00	3,401.77	3,814.52	1,565.43	2,858.80	3,788.35	2,659.13	698.44	4,337.14	4,201.27	1,417.00	6,592.99	1,496.05	37,330.89
Waste Disposal		33.25		775.85	53.20	460.00							26.60	1,348.90
Water			334.03	390.77					476.85	27.30				1,228.95
Website		650.00												-
<b>Total Expenditure</b>	<b>4,984.81</b>	<b>19,778.93</b>	<b>14,415.41</b>	<b>11,770.26</b>	<b>23,696.99</b>	<b>12,445.28</b>	<b>17,278.11</b>	<b>16,077.30</b>	<b>15,051.97</b>	<b>12,888.80</b>	<b>11,404.08</b>	<b>16,796.00</b>	<b>7,090.07</b>	<b>183,028.01</b>

Excess of Income over Expenditure

**3,881.97 - 1,073.11 1,252.35 2,420.30 - 3,542.47 1,058.67 2,519.07 - 764.01 - 1,024.27 685.05 2,665.71 - 2,651.87 - 4,655.48 1,421.91**