

BRIGHT FUTURES NE

England & Wales · Charity number 1157578

Details

Status Registered

Legal form CIO

Registered 2014-06-25

Register [View on the Charity Commission register](#)

Contact

Address Bright Futures
459 John Williamson Street
South Shields
NE33 5HP

Phone 0191 455 1196

Email brightfutures@live.co.uk

Website www.brightfuturesne.co.uk

Activities

Objects: TO ADVANCE EDUCATION FOR PUBLIC BENEFIT IN PARTICULAR BUT NOT EXCLUSIVELY BY THE PROVISION OF TRAINING, EDUCATION, SOCIAL AND RECREATIONAL OPPORTUNITIES FOR YOUNG WOMEN AGED BETWEEN 11 AND 25 YEARS IN THE NORTH EAST OF ENGLAND.THE ORGANISATION WILL ACT AS A RESOURCE FOR YOUNG WOMEN BETWEEN THE AGES OF 11 TO 25 LIVING IN SOUTH TYNESIDE BY PROVIDING ADVICE AND ASSISTANCE AND ORGANISING PROGRAMMES OF PHYSICAL, EDUCATIONAL AND OTHER ACTIVITIES, IN PARTICULAR BUT NOT EXCLUSIVELY TO ADDRESS ISSUES CONCERNED WITH ALCOHOL AND SUBSTANCE MISUSE AND SEXUAL HEALTH AS A MEANS OF: (A) ADVANCING IN LIFE AND HELPING YOUNG PEOPLE BY DEVELOPING THEIR SKILLS, CAPACITIES AND CAPABILITIES TO ENABLE THEM TO PARTICIPATE IN SOCIETY AS INDEPENDENT, MATURE AND RESPONSIBLE INDIVIDUALS; (B) ADVANCING EDUCATION; (C) PROVIDING RECREATIONAL AND LEISURE TIME ACTIVITY IN THE INTERESTS OF SOCIAL WELFARE FOR PEOPLE LIVING IN THE AREA OF BENEFIT WHO HAVE NEED BY THEIR YOUTH, AGE, INFIRMITY OR DISABILITY, POVERTY OR SOCIAL AND ECONOMIC CIRCUMSTANCES WITH A VIEW TO IMPROVING THE CONDITIONS OF LIFE OF SUCH PERSONS.

Activities: Bright Futures deliver a range of project activities to young women aged 11-25 to increase their health, wellbeing and safety. We deliver projects around a range of issues including alcohol misuse, sexual health, domestic abuse, young mums, unemployment and exploitation.

Classification

- **How:** Provides Services
- **What:** General Charitable Purposes, Education/training, The Advancement Of Health Or Saving Of Lives, The Prevention Or Relief Of Poverty, Environment/conservation/heritage, Economic/community Development/employment, Recreation
- **Who:** Children/young People

Geography

- Gateshead
- Newcastle Upon Tyne City
- North Tyneside
- Northumberland
- South Tyneside
- Sunderland

Finances

Period end	Income	Expenditure	Assets	Employees
2025-03-31	£471,410	£473,917	-	-
2024-03-31	£312,405	£454,955	-	-
2023-03-31	£407,727	£427,988	-	-
2022-03-31	£353,732	£368,610	-	-
2021-03-31	£438,379	£275,576	-	-

Trustees

Name	Role	Appointed
Joyce Welsh	Chair	2014-10-01
Andrew Moore		2014-10-01
Erin Price		2017-11-01
Helen Hartley		2021-10-05
Lisa Briscoe		2021-10-05
Lorna Jeromson		2021-10-05
Stuart Mickle		2014-10-01

BRIGHT FUTURES NE

England & Wales - Charity number 1157578

Accounts

Trustees Annual Report for the Period April 2024 to March 2025

Reference and Administration Details

Charity Name: Bright Futures NE

Registered Charity Number: 1157578

Charities Principal Address: Community Hub
459 John Williamson Street
South Shields
Tyne and Wear
NE33 5HP

Name of the charity trustees who manage the charity

Name	Office	Dates acted, if not for whole year
Joyce Welsh	Chair	
Stuart Mickle	Treasurer	
Erin Price	Vice Chair	April 2024 to December 2024
Andrew Moore	Secretary	
Hillary Morgan	Member	
Lisa Briscoe	Member	
Helen Hartley	Member	
Georgia Sullivan	Member	November 2024
Abbey Hogg	Member	October 2024

Structure, Governance and Management

Description of the charity's trusts

Type of governing documents: Constitution adopted 01/10/14.

Trustee selection method: Trustees are appointed or reappointed annually at the Annual General Meeting held in April.

Objectives and Activities

The objects of the organisation are to act as a resource for young women aged up to 25 living in Tyne and Wear by providing advice and assistance and organising programmes of physical, educational and other activities, in particular but not exclusively to address issues concerned with alcohol and substance misuse and sexual health as a means of:

(a) advancing in life and helping young people by developing their skills, capacities and capabilities to enable them to participate in society as independent, mature and responsible individuals;

(b) advancing education;

(c) providing recreational and leisure time activity in the interests of social welfare for people living in the area of benefit who have need by their youth, age, infirmity or disability, poverty or social and economic circumstances with a view to improving the conditions of life of such persons.

Achievement and Performance

During the course of this financial year Bright Futures have continued to develop and deliver a range of programmes with a wide range of outcomes including our bespoke prevention and education programmes, social action and community projects, young mums and mums to be groups and intensive support programme, volunteering projects and detached youth work. We have continued to recruit and support volunteers to work with us in a variety of ways including face to face work with young women, the planning of positive social activities and administration tasks. Our volunteers come from a variety of backgrounds and many have approached the organisation to volunteer as they have often themselves benefited from the work of Bright Futures and would like to give something back.

All young people are encouraged to play an integral part in the planning and development of Bright Futures activities. We continue to consult with children, young people, parents/carers, staff and board members regularly through group forums and meetings, feedback and surveys. This consultation has helped to shape the new ways we have delivered our services and will continue to influence our delivery moving forward.

Bright Futures continue to work strategically and use our learning and experiences to influence policy and practice to tackle the disadvantages, injustices and inequalities facing young women, providing them with a platform to use their voices to drive long term change. Over the last 13 years Bright Futures have forged significant relationships with key strategic partners including local and national government, social care services, local authorities, police, researchers and alliances to share our own findings and good practice to create a long-term fairer future for young women effected by a range of issues and inequalities. We have continued to develop and build on these relationships over the last year, particularly to raise awareness of the significant impact the ongoing cost of living crisis is having on the young women and their families that we support.

Please see a brief summary of the projects we have delivered below.

Sexual Assault and Exploitation

Bright Futures have continued to deliver a range of interventions aimed at preventing and addressing child sexual exploitation across Tyne and Wear. We have continued to

deliver education sessions, school assemblies, street based outreach work, parents and carers support and one to one support to young women.

We continue to see an increase in the numbers of referrals that we receive for a range of support including referrals for young women who have been affected by issues relating to child sexual exploitation. We know that our role within the community continues to play a key role in supporting young women at the earliest opportunity and ensuring action is taken to prevent, protect and safeguard.

Social Action Programmes

We have continued to work alongside groups of young women in developing and delivering a wide range of social action projects which tackle and raise awareness of issues which are important to them within their communities and as young women.

These projects reflect all of the #iwill 6 principles which define great social action:

Reflective- We recognise the valuable contribution that young people do and can make to the communities in which they live and actively involve young women in the planning, delivery and evaluation of this project in order to identify success and also learn and improve. Regular consultation takes place ensuring we continue to meet the needs of the young women involved and also to ensure that young people are aware of the wider social impact of their activities.

Challenging - These projects develop the ambitions of young women involved. We engage young women in accessible and enjoyable weekly activities within their communities and utilise their engagement in these activities to inspire them to become further involved in other social action projects.

Youth-Led – All social action projects project are developed by our young women and actively encourage more young women to continue to be involved in the planning, delivery and monitoring ensuring it addresses and tackles issues that are important to them.

Progressive - The young women engaged are supported to access our other programmes which meet their needs including our Employment Project, Young Mums Groups as well as accessing other volunteering opportunities.

Embedded - We continue to ensure that social action becomes embedded into the lives of those we engage with by providing weekly activities ensuring attendance becomes a habit and social action is integrated into their consciousness now and in the future.

Our social action programmes have continued to go from strength to strength throughout this year with young people developing large numbers of social action projects within their communities. Examples include the continuation of our Girls Standing Up programme empowering young women to stand up and raise awareness across their communities in tackling issues which they have identified impact on their lives including period dignity, safety in public places and issues relating to Violence Against Women and Girls.

Health and Wellbeing

Bright Futures have continued to deliver a range of services aimed at improving the health and wellbeing of young women, we know that South Tyneside continues to be within the worst 10% of local authority areas in the Index of Multiple Deprivation Health and Disability which measures the risk of premature death and the impairment of quality of life through poor physical or mental health. Our services continue to encourage young women to take more care of their mental, emotional and physical health including weekly fitness sessions, healthy cooking classes and our issue based work around a range of health issues including self-care, period poverty, sexual health and substance misuse. This year we launched our new mental health support programme 'She Leads' supporting young women aged 16-25.

Mini Ambassadors

The Mini Ambassador Programme has continued to be delivered to children up to the age of 11 in the Cleadon Park area of South Tyneside. Over the last year the project has continued to engage girls in a range of projects giving them better physical and emotional health, new skills and opportunities to have fun.

We have continued to deliver a range of intergenerational, environmental, health and community projects including multi-cultural activities, seasonal projects and activities, poetry and arts projects, cooking, science, relaxation and wellbeing techniques.

We have continued to provide a wide range of educational opportunities for children around a range of life skills impacting upon their safety, health and wellbeing including hygiene, obesity, bullying, online and e-safety, healthy relationships, anti-social behaviour and crime.

We have continued to provide opportunities for older young women to become Peer Leaders. They have continued to be instrumental in supporting the development and delivery of activities, engaging with younger children and being positive role models. Increasing their own self-esteem and confidence and gaining practical skills and experience to move forward in further education, training and employment.

This project has continued to have an impact on community cohesion helping to create safer and stronger communities working together to overcome local problems and breaking down barriers between generations.

Young Mums and Mums to Be Groups

Bright Futures have continued to develop and deliver our Young Mum and Mums to Be Groups which have been established for the last 12 years across two highly deprived areas of South Tyneside. Groups continue to be delivered in local Children's Centres and other community-based venues and are open to all young women aged 14-25 and their children. The groups engage both mums and their children who suffer multiple disadvantages including poverty and deprivation, isolation, poor health and wellbeing which all impact upon their ability to meet their own and their children's

day to day needs and continue to provide practical support to young mums around housing, benefits, budgeting, employment, domestic abuse and mental health as well as providing support specific to the needs of their children including healthy cooking, first aid and parenting skills.

Employment, Education and Training Support Project

Bright Futures have continued to develop its Employment, Education and Training Support Project and in the last year we have continued to develop and deliver our intensive employment support programme. Through our experience of delivering employment support to young women we know that there are root causes to many young women's unemployment which include low self-esteem, mental health issues, substance misuse, homelessness, exploitation, trafficking, criminal records, previous low educational attainment and being young mums to address this we continue to develop and deliver programmes which allows us to be able to provide a more intensive support to address these issues.

Financial Review

Our main source of income this year has been grant funds which totalled £471,410, of which, £467,160 was restricted. Spending on charitable activities and generating funds was 99% of total expenditure for 2025, this highlights our commitment to utilising the income to where it is most beneficial to our aims and objectives.

At the year end Bright Futures had £335,386 cash and cash equivalents with a split of £115,000 unrestricted and £220,386 restricted. The amounts held will allow Bright Futures to continue providing their vital services for several months if all funding comes to a standstill.

The coming year will see Bright Futures build on the work that we have already successfully delivered in improving young women's health and wellbeing, providing them with a brighter future. The aim of this work is to increase the reach of Bright Futures.

Declaration

The trustees have complied with the duty imposed by section 17(5) of the Charities Act 2011 to have due regard to the guidance published by the Charity Commission in respect of public benefit.

Signed on behalf of the trustees: J Welsh

Full name: Joyce Welsh

Position: Management Committee Chair

Date: 20th December 2025



BRIGHT FUTURES NE			Charity No (if any)	1157578	CC17a
Annual accounts for the period					
Period start date	01/04/2024	To	Period end date	31/03/2025	


Section A Statement of financial activities

Recommended categories by activity	Details of own analysis	Note	Restricted			Total this year £	Total last year £
			Unrestricted funds £	income funds £	Endowment funds £		
			F01	F02	F03	F04	F05
Incoming resources (Note 3)							
Incoming resources from generated funds							
Voluntary income		S01	-	471,410	-	471,410	312,369
Activities for generating funds		S02	-	-	-	-	-
Investment income		S03	-	-	-	-	-
Incoming resources from charitable activities							
Other incoming resources		S05	39	-	-	39	36
Total incoming resources			39	471,410	-	471,449	312,405
Resources expended (Notes 4-8)							
Costs of Generating Funds							
Costs of generating voluntary income		S07	-	111,578	-	111,578	112,434
Fundraising trading costs		S08	-	-	-	-	-
Investment management costs		S09	-	-	-	-	-
Charitable activities							
Governance costs		S11	1,490	-	-	1,490	1,490
Other resources expended		S12	38,546	3,901	-	42,447	38,704
Total resources expended			40,036	433,881	-	473,917	454,955
Net incoming/(outgoing) resources before transfers			- 39,997	37,529	-	- 2,468	- 142,550
Gross transfers between funds			-	-	-	-	-
Net incoming/(outgoing) resources before other recognised gains/(losses)			- 39,997	37,529	-	- 2,468	- 142,550
Other recognised gains/(losses)							
Gains and losses on revaluation of fixed assets for the charity's own use		S17	-	-	-	-	-
Gains and losses on investment assets		S18	-	-	-	-	-
Net movement in funds			- 39,997	37,529	-	- 2,468	- 142,550
Total funds brought forward			154,997	182,374	-	337,371	479,921
Total funds carried forward			115,000	219,903	-	334,903	337,371

Section B Balance sheet

	Note	Restricted			Total this year £	Total last year £
		Unrestricted funds £	income funds £	Endowment funds £		
		F01	F02	F03	F04	F05
Fixed assets						
Tangible assets (Note 9)	B01	-	8,599	-	8,599	14,115
	B02	-	-	-	-	-
Investments (Note 10)	B03	-	-	-	-	-
Total fixed assets	B04	-	8,599	-	8,599	14,115
Current assets						
Stock and work in progress	B05	-	-	-	-	-
Debtors (Note 11)	B06	-	-	-	-	-
(Short term) investments	B07	-	-	-	-	-
Cash at bank and in hand	B08	115,000	220,387	-	335,387	335,681
Total current assets	B09	115,000	220,387	-	335,387	335,681
Creditors: amounts falling due within one year (Note 12)	B10	1,490	7,965	-	9,455	12,424
Net current assets/(liabilities)	B11	113,510	212,422	-	325,932	323,257
Total assets less current liabilities	B12	113,510	221,021	-	334,531	337,372
Creditors: amounts falling due after one year (Note 12)	B13	-	-	-	-	-
Provisions for liabilities and charges	B14	-	-	-	-	-
Net assets	B15	113,510	221,021	-	334,531	337,372
Funds of the Charity						
Unrestricted funds	B16	115,000			115,000	154,997
	B17	-			-	-
Restricted income funds (Note 13)	B18		219,903		219,903	182,374
Endowment funds (Note 13)	B19			-	-	-
Total funds	B20	115,000	219,903	-	334,903	337,371

Signed by one or two trustees on behalf of all the trustees

Signature	Print Name	Date of approval
	Joyce Welsh	03/12/2025

Section C**Notes to the accounts****Note 1 Basis of preparation**

This section should be completed by all charities .

1.1 Basis of accounting

These accounts have been prepared on the basis of historic cost (except that investments are shown at market value) in accordance with:

- Accounting and Reporting by Charities – Statement of Recommended Practice (SORP 2005);
- and with*

✓

 Accounting Standards;
- or

--

 Financial Reporting Standards for Smaller Enterprises (FRSSE);
- and with the Charities Act.

[** except for the following].

Give details in this box if a different standard has been followed.

* -Tick as appropriate:

- if all relevant disclosures shown in the pack have been given then please tick “Accounting Standards”;
- if disclosures completed in these accounts have been restricted to those required by the FRSSE, then please tick “Financial Reporting Standards for Smaller Enterprises (FRSSE)”.

1.2 Change in basis of accounting

There has been no change to the accounting policies (valuation rules and methods of accounting) since last year.

Give details in this box of any material changes that have been made.

1.3 Changes to previous accounts

No changes have been made to accounts for previous years.

Give details in this box of any material changes that have been made.

Note 2 Accounting policies

This standard list of accounting policies has been applied by the charity except for those deleted. Where a different or additional policy has been adopted then this is detailed in the box below.

INCOMING RESOURCES

Recognition of incoming resources	These are included in the Statement of Financial Activities (SoFA) when: <ul style="list-style-type: none"> the charity becomes entitled to the resources; the trustees are virtually certain they will receive the resources; and the monetary value can be measured with sufficient reliability.
Incoming resources with related expenditure	Where incoming resources have related expenditure (as with fundraising or contract income) the incoming resources and related expenditure are reported gross in the SoFA.
Grants and donations	Grants and donations are only included in the SoFA when the charity has unconditional entitlement to the resources.
Tax reclaims on donations and gifts	Incoming resources from tax reclaims are included in the SoFA at the same time as the gift to which they relate.
Contractual income and performance related grants	This is only included in the SoFA once the related goods or services have been delivered.
Gifts in kind	Gifts in kind are accounted for at a reasonable estimate of their value to the charity or the amount actually realised. Gifts in kind for sale or distribution are included in the accounts as gifts only when sold or distributed by the charity. Gifts in kind for use by the charity are included in the SoFA as incoming resources when receivable.
Donated services and facilities	These are only included in incoming resources (with an equivalent amount in resources expended) where the benefit to the charity is reasonably quantifiable, measurable and material. The value placed on these resources is the estimated value to the charity of the service or facility received.
Volunteer help	The value of any voluntary help received is not included in the accounts but is described in the trustees' annual report.
Investment income	This is included in the accounts when receivable.
Investment gains and losses	This includes any gain or loss on the sale of investments and any gain or loss resulting from revaluing investments to market value at the end of the year.

EXPENDITURE AND LIABILITIES

Liability recognition	Liabilities are recognised as soon as there is a legal or constructive obligation committing the charity to pay out resources.
Governance costs	Include costs of the preparation and examination of statutory accounts, the costs of trustee meetings and cost of any legal advice to trustees on governance or constitutional matters.
Grants with performance conditions	Where the charity gives a grant with conditions for its payment being a specific level of service or output to be provided, such grants are only recognised in the SoFA once the recipient of the grant has provided the specified service or output.
Grants payable without performance conditions	These are only recognised in the accounts when a commitment has been made and there are no conditions to be met relating to the grant which remain in the control of the charity.
Support Costs	Support costs include central functions and have been allocated to activity cost categories on a basis consistent with the use of resources, eg allocating property costs by floor areas, or per capita, staff costs by the time spent and other costs by their usage.

ASSETS

Tangible fixed assets for use by charity	These are capitalised if they can be used for more than one year, and cost at least £500. They are valued at cost or a reasonable value on receipt.
Investments	Investments quoted on a recognised stock exchange are valued at market value at the year end. Other investment assets are included at trustees' best estimate of market value.
Stocks and work in progress	These are valued at the lower of cost or market value.

**POLICIES ADOPTED
ADDITIONAL TO OR
DIFFERENT FROM THOSE
ABOVE**

--

Note 3 Analysis of incoming resources

Incoming resources may be further analysed if this would help the reader of the accounts.

	Analysis	This year £	Last year £
Voluntary income	General grants provided by other charities	471,410	312,369
	Other	-	-
		-	-
		-	-
	Total	471,410	312,369
Activities for generating funds		-	-
		-	-
		-	-
		-	-
	Total	-	-
Investment income	Interest receivable	39	36
		-	-
		-	-
		-	-
	Total	39	36
Incoming resources from charitable activities		-	-
		-	-
		-	-
		-	-
	Total	-	-

Section C **Notes to the accounts** **(cont)**

Note 4 **Analysis of resources expended**

Resources expended may be further analysed if this would help the reader of the accounts.

	Analysis	This year £	Last year £
Costs of generating voluntary income	Salaries	111,579	112,434
		-	-
		-	-
		-	-
	Total	111,579	112,434
Fundraising trading costs		-	-
		-	-
		-	-
		-	-
	Total	-	-
Investment management costs		-	-
		-	-
	Total	-	-
Charitable activities	Sessional workers, positive activities and other costs	318,402	302,327
	Office, admin & Training	42,449	38,704
		-	-
		-	-
	Total	360,851	341,031
Governance costs	Accountancy	1,490	1,490
		-	-
		-	-
	Total	1,490	1,490

Section C

Notes to the accounts

(cont)

Note 5 Support Costs

Please complete this note if the charity has analysed its expenses using activity categories and has support costs.

Support cost type	Fundraising activity £	Charitable Activity £	Governance Activity £	Total Cost £
	-	-	-	-
	-	-	-	-
	-	-	-	-
	-	-	-	-
	-	-	-	-
	-	-	-	-
	-	-	-	-
Total	-	-	-	-

Note 6 Details of certain items of expenditure

6.1 Trustee expenses

Please provide details of the amount of any payment or reimbursement of out-of-pocket expenses made to trustees or to third parties for expenses incurred by trustees. If no expenses were paid, please enter 'None' in the appropriate box(es).

Number of trustees who were paid expenses

Nature of the expenses

Total amount paid

This year	Last year
£	£

6.2 Fees for examination or audit of the accounts

Please provide details of the amount paid for any statutory external scrutiny of accounts and other services provided by your independent examiner or auditor. If nothing was paid please enter NONE in the appropriate box(es).

Independent examiner's or auditors' fees for reporting on the accounts

Other fees (for example: advice, consultancy, accountancy services) paid to the independent examiner or auditor

This year £	Last year £
395	395
1095	1095

Section C **Notes to the accounts** **(cont)**

Note 7 **Paid employees**
Please complete this note if the charity has any employees.

7.1 Staff Costs

	This year £	Last year £
Gross wages, salaries and benefits in kind	360,727	333,989
Employer's National Insurance costs	26,670	24,013
Pension costs	7,716	6,906
Total staff costs	395,113	364,908

7.2 Average number of full-time equivalent employees in the year

	This year Number	Last year Number
The parts of the charity in which the employees work		
Fundraising	2	2
Charitable Activities	14	13
Governance	-	-
Other	-	-
Total	16	15

7.3 Defined contribution pension scheme

Please complete if a defined contribution pension scheme is operated.

Brief details of the scheme

Scottish Widows

	This year £	Last year £
The costs of the scheme to the charity for the year	7716	6906
The amount of any contributions outstanding at the year end		
The amount of any contributions prepaid at the year end		

Note 9 Tangible fixed assets*Please complete this note if the charity has any tangible fixed assets***9.1 Cost or valuation**

	Freehold land & buildings	Other land & buildings	Plant, machinery and motor vehicles	Fixtures, fittings and equipment	Payments on account and assets under construction	Total
	£	£	£	£	£	£
Balance brought forward	-	-	1,442	29,534	-	30,976
Additions	-	-	-	-	-	-
Revaluations	-	-	-	-	-	-
Disposals	-	-	-	-	-	-
Transfers *	-	-	-	-	-	-
Balance carried forward	-	-	1,442	29,534	-	30,976

9.2 Accumulated depreciation and impairment provisions

**Basis	SL or RB	SL or RB	SL	SL	SL or RB
** Rate			4 yrs	5 yrs	

Balance brought forward	-	-	1,266	15,595	-	16,861
Depreciation charge for year	-	-	174	5,342	-	5,516
Impairment provisions	-	-	-	-	-	-
Revaluations	-	-	-	-	-	-
Disposals	-	-	-	-	-	-
Transfers*	-	-	-	-	-	-
Balance carried forward	-	-	1,440	20,937	-	22,377

9.3 Net book value

Brought forward	-	-	176	13,939	-	14,115
Carried forward	-	-	2	8,597	-	8,599

9.4 Revaluation*If any fixed assets have been revalued please give details of the valuer and method of valuation*

--

* The "transfers" row is for movements between fixed asset categories.

** Please indicate the method of depreciation by deleting the method not applicable (SL = straight line; RB = reducing balance). Also please indicate the rate of depreciation: for straight line, what is the anticipated life of the asset (in years); for reducing balance, what is the percentage annual deduction.

Note 10 Investment assets

Please complete this note if the charity has any investment assets.

10.1 Fixed assets investments

	£
Carrying (market) value at beginning of year	-
Add: additions to investments at cost	-
Less: disposals at carrying value	-
Add/(deduct): net gain/(loss) on revaluation	-
Carrying (market) value at end of year	-

Please provide below:

10.2 A breakdown of the market values of investments shown above agreeing with the balance sheet row B03.

10.3 A breakdown of the income from investments agreeing with SOFA row S03.

Analysis of investments

	10.2 Market value at year end £	10.3 Income from investments for the year £
Investment properties	-	-
Investments listed on a recognised stock exchange or held in common investment funds, open ended investment companies, unit trusts or other collective investment schemes	-	-
Investments in subsidiary or connected undertakings and companies	-	-
Securities not listed on a recognised Stock Exchange	-	-
Cash held as part of the investment portfolio	-	-
Other investments	-	-
Total	-	-

10.4 Material investment holdings

If any single investment is material in terms of its value (for example represents more than 5 per cent of the value of the charity's total investments) please provide details.

Investment held	
Market Value	

Note 11 Debtors and prepayments

Please complete this note if the charity has any debtors or prepayments.

Analysis of debtors	Amounts falling due within one year		Amounts falling due after more than one year	
	This year £	Last year £	This year £	Last year £
Trade debtors	-	-	-	-
Amounts due from subsidiary and associated undertakings	-	-	-	-
Other debtors	-	-	-	-
Prepayments and accrued income	-	-	-	-
Total	-	-	-	-

Note 12 Creditors and accruals

Please complete this note if the charity has any creditors or accruals.

12.1 Analysis of creditors

Analysis of creditors	Amounts falling due within one year		Amounts falling due after more than one year	
	This year £	Last year £	This year £	Last year £
Loans and overdrafts	-	-	-	-
Trade creditors	-	-	-	-
Amounts due to subsidiary and associated undertakings	-	-	-	-
Other creditors	7,964	10,934	-	-
Accruals and deferred income	1,490	1,490	-	-
Total	9,454	12,424	-	-

12.2 Security over assets

If any loan, overdraft or other creditor holds a charge or other security over any assets of the charity please provide details.

--

Note 13 Endowment and restricted income funds

Please complete this section if the charity has any endowment or restricted income funds.

13.1 Funds held

Please give a brief description of any of the following type of funds held by the charity:

- permanent endowment funds (PE);
- expendable endowment funds (EE); and
- restricted income funds, including special trusts, of the charity (R).

Fund Name	Type PE, EE or R	Purpose and Restrictions
Roseline Fund	R	Delivery of prevention and education work
Esmee Fairbairn Foundation	U	Delivery of prevention and education work
Clay Hill	R	Delivery of prevention and education work
The Ballinger Charitable Trust	R	Delivery of prevention and education work.
Main Grants	R	Delivery of prevention and education work
Charles Hayward Foundation	R	Delivery of prevention and education work
ESC Lottery Fund	R	Range of preventative, education, health and wellbeing projects.
UK Youth	R	Mental Health Support Project
South Tyneside Council	R	Range of preventative, education, health and wellbeing projects.
Key Fund	R	Delivery of youth social action projects.
Northumbria Police	R	Preventative, education, health and wellbeing projects. Covid response funding
Postcode Community	R	Young Mums support programme.
Community Foundation Tyne and Wear	R	Preventative, education, health and wellbeing projects. Covid response funding
Barbour Foundation	R	Preventative, education, health and wellbeing projects.
The Pilgrim Trust	R	Mental Health Support Project
Amalgamated Funds Under 10k	R and U	Range of preventative, education, health and wellbeing projects.

13.2 Movements of major funds

Please give details of the movements of the major funds summarised in the restricted and endowment columns of the Statement of Financial Activities.

Fund names	Fund balances brought forward £	Incoming resources £	Outgoing resources £	Transfers £	Gains and losses £	Fund balances carried forward £
Roseline Fund	-	30,000	-	-	-	30,000
Esmee Fairbairn Foundation	77,500	50,000	37,500	-	-	90,000
Clay Hill	-	10,000	10,000	-	-	-
Main Grants	-	45,469	45,469	-	-	-
The Ballinger Charitable Trust	-	20,000	20,000	-	-	-
Charles Hayward Foundation	2,501	-	2,501	-	-	-
ESC Lottery Fund	7,929	9,116	10,208	-	-	6,837
Community Foundation Tyne and Wear	15,760	58,474	44,657	-	-	29,577
Barbour Foundation	5,834	10,000	10,006	-	-	5,828
UK Youth	-	35,200	35,200	-	-	-
The Pilgrim Trust	-	30,400	25,333	-	-	5,067
Postcode Community	-	45,000	33,740	-	-	11,260
Key Fund	-	10,247	10,247	-	-	-
Northumbria Police	-	11,937	11,937	-	-	-
South Tyneside Council	-	75,653	75,653	-	-	0
Amalgamated Funds Under 10k	274,396	29,914	78,026	-	-	226,284
Total Funds	383,920	471,410	450,477	-	-	404,853

13.3 Transfers between funds

Please give details of any transfers between funds.

From Fund (Name)	To Fund (Name)	Reason	Amount

Note 14 Transactions with related parties

If the charity has any transactions with related parties (other than the trustee expenses explained in note 6) details of such transactions should be provided in this note. If there are no transactions to report, please enter "None" in the relevant boxes.

14.1 Remuneration and benefits

Please give the amount of, and legal authority for, any remuneration or other benefits paid to a trustee or other related parties by the charity or any institution or company connected with it.

Name of trustee or connected party	Legal authority (eg order, governing document)	Amounts paid or benefit value	
		This year £	Last year £
NONE			

14.2 Loans

Please give details of and amounts owing to or from the charity's trustees or other related parties by the charity at the year end.

	Name of trustee or connected party	Legal authority	Amount owing	
			This year £	Last year £
Due to trustees and related parties	NONE			
Due from trustees and related parties	NONE			

14.3 Other transaction(s) with trustees or related parties

Please give details of any transaction undertaken by (or on behalf of) the charity in which a trustee or related party has a material interest.

Name of the trustee or related party	Relationship to charity	Description of the transaction(s)	This year £	Last year £
NONE				

Note 15**Additional Disclosures**

The following are significant matters which are not covered in other notes and need to be included to provide a proper understanding of the accounts. If there is insufficient room here, please add a separate sheet.



Independent examiner's report on the accounts

Section A

Independent Examiner's Report

Report to the trustees/
members of

Charity Name
Bright Futures NE

On accounts for the
year ended

31st March 2025

Charity no
(if any)

1157578

Set out on pages

Document CC17a pages 1 and 2

(remember to include the page numbers of additional sheets)

Respective responsibilities of trustees and examiner

The charity's trustees are responsible for the preparation of the accounts. The charity's trustees consider that an audit is not required for this year under section 144 of the Charities Act 2011 (the Charities Act) and that an independent examination is needed.

It is my responsibility to:

- examine the accounts under section 145 of the Charities Act,
- to follow the procedures laid down in the general Directions given by the Charity Commission (under section 145(5)(b) of the Charities Act, and
- to state whether particular matters have come to my attention.

Basis of independent examiner's statement

My examination was carried out in accordance with general Directions given by the Charity Commission. An examination includes a review of the accounting records kept by the charity and a comparison of the accounts presented with those records. It also includes consideration of any unusual items or disclosures in the accounts, and seeking explanations from the trustees concerning any such matters. The procedures undertaken do not provide all the evidence that would be required in an audit, and consequently no opinion is given as to whether the accounts present a 'true and fair' view and the report is limited to those matters set out in the statement below.

Independent examiner's statement

In connection with my examination, no matter has come to my attention

1. which gives me reasonable cause to believe that in, any material respect, the requirements:
 - to keep accounting records in accordance with section 130 of the Charities Act; and
 - to prepare accounts which accord with the accounting records and comply with the accounting requirements of the Charities Act have not been met; or
2. to which, in my opinion, attention should be drawn in order to enable a proper understanding of the accounts to be reached.

Signed:

P.Martin

Date:

03/12/2025

Name:

Phillip Martin

Relevant professional qualification(s) or body (if any):

MAAT

Address:

23 Oakham Gardens

North Shields

Tyne & Wear, NE29 7QG

Section B

Disclosure

Only complete if the examiner needs to highlight material problems.

Give here brief details of any items that the examiner wishes to disclose.

A large, empty rectangular box with a thin black border, occupying the majority of the page's width and height. It is intended for the user to provide details as requested in the text to its left.

BRIGHT FUTURES NE

England & Wales - Charity number 1157578

Accounts

Trustees Annual Report for the Period April 2023 to March 2024

Reference and Administration Details

Charity Name: Bright Futures NE

Registered Charity Number: 1157578

Charities Principal Address: Community Hub
459 John Williamson Street
South Shields
Tyne and Wear
NE33 5HP

Name of the charity trustees who manage the charity

Name	Office	Dates acted if not for whole year
Joyce Welsh	Chair	
Stuart Miekle	Treasurer	
Erin Price	Vice Chair	
Andrew Moore	Secretary	
Lorna Jeromson	Member	
Lisa Briscoe	Member	
Helen Hartley	Member	

Structure, Governance and Management

Description of the charity's trusts

Type of governing documents: Constitution adopted 01/10/14.

Trustee selection method: Trustees are appointed or reappointed annually at the Annual General Meeting held in April.

Objectives and Activities

The objects of the organisation are to act as a resource for young women aged up to 25 living in Tyne and Wear by providing advice and assistance and organising programmes of physical, educational and other activities, in particular but not exclusively to address issues concerned with alcohol and substance misuse and sexual health as a means of:

(a) advancing in life and helping young people by developing their skills, capacities and capabilities to enable them to participate in society as independent, mature and responsible individuals;

(b) advancing education;

(c) providing recreational and leisure time activity in the interests of social welfare for people living in the area of benefit who have need by their youth, age, infirmity or disability, poverty or social and economic circumstances with a view to improving the conditions of life of such persons.

Achievement and Performance

During the course of this financial year Bright Futures have continued to develop and deliver a range of programmes with a wide range of outcomes including our bespoke prevention and education programmes, social action and community projects, young mums and mums to be groups and intensive support programme, volunteering projects and detached youth work. We have continued to recruit and support volunteers to work with us in a variety of ways including face to face work with young women, the planning of positive social activities and administration tasks. Our volunteers come from a variety of backgrounds and many have approached the organisation to volunteer as they have often themselves benefited from the work of Bright Futures and would like to give something back.

All young people are encouraged to play an integral part in the planning and development of Bright Futures activities. We continue to consult with children, young people, parents/carers, staff and board members regularly through group forums and meetings, feedback and surveys. This consultation has helped to shape the new ways we have delivered our services over the course of the pandemic and will continue to influence our delivery moving forward.

Bright Futures continue to work strategically and use our learning and experiences to influence policy and practice to tackle the disadvantages, injustices and inequalities facing young women, providing them with a platform to use their voices to drive long term change. Over the last 11 years Bright Futures have forged significant relationships with key strategic partners including local and national government, social care services, local authorities, police, researchers and alliances to share its own findings and good practice to create a long-term fairer future for young women effected by a range of issues and inequalities. We have continued to develop and build on these relationships over the last year, particularly to raise awareness of the significant impact the current cost of living crisis has had on the young women and their families that we support.

Please see a brief summary of the projects we have delivered below, as discussed, they have continued to be delivered.

Sexual Exploitation

Bright Futures have continued to deliver a range of interventions aimed at preventing and addressing child sexual exploitation across Tyne and Wear. We have continued to deliver education sessions, school assemblies, street based outreach work, parents and carers support and one to one support to young women.

We continue to see an increase in the numbers of referrals that we receive for a range of support and since the start of the pandemic we have continued to see an increase of referrals for young women who have been affected by issues relating to child sexual exploitation. Including those for younger children too. We know that our role within the community continues to play a key role in supporting young women at the earliest opportunity and ensuring action is taken to prevent, protect and safeguard.

Social Action Programmes

We have continued to work alongside groups of young women in developing and delivering a wide range of social action projects which tackle and raise awareness of issues which they feel are important to them within their communities and as young women.

These projects reflect all of the #iwill 6 principles which define great social action:

Reflective- We recognise the valuable contribution that young people do and can make to the communities in which they live and actively involve young women in the planning, delivery and evaluation of this project in order to identify success and also learn and improve. Regular consultation takes place ensuring we continue to meet the needs of the young women involved and also to ensure that young people are aware of the wider social impact of their activities.

Challenging - These projects develop the ambitions of young women involved. We engage young women in accessible and enjoyable weekly activities within their communities and utilise their engagement in these activities to inspire them to become further involved in other social action projects.

Youth-Led – All social action projects project are developed by our young women and actively encourage more young women to continue to be involved in the planning, delivery and monitoring ensuring it addresses and tackles issues that are important to them.

Progressive - The young women engaged are supported to access our other programmes which meet their needs including our Employment Project, Young Mums Groups as well as accessing other volunteering opportunities.

Embedded - We continue to ensure that social action becomes embedded into the lives of those we engage with by providing weekly activities ensuring attendance becomes a habit and social action is integrated into their consciousness now and in the future.

Our social action programmes have continued to go from strength to strength throughout this year with young people developing large numbers of social action projects within their communities. Examples include the continuation of our Girls Standing Up programme empowering young women to stand up and raise awareness across their communities in tackling issues which they have identified impact on their lives including period dignity, safety in public places and issues relating to Violence Against Women and Girls.

Health and Wellbeing

Bright Futures have continued to deliver a range of services aimed at improving the health and wellbeing of young women, we know that South Tyneside continues to be within the worst 10% of local authority areas in the Index of Multiple Deprivation Health and Disability which measures the risk of premature death and the impairment of quality of life through poor physical or mental health. Our services continue to encourage young women to take more care of their mental, emotional and physical health including weekly fitness sessions, healthy cooking classes and our issue based work around a range of health issues including self-care, period poverty, sexual health and substance misuse.

Mini Ambassadors

The 'Mini Ambassador Programme' has continued to be delivered to children up to the age of 11 in the Cleadon Park area of South Tyneside. Over the last year the project has engaged girls in a range of projects giving them better physical and emotional health, new skills and opportunities to have fun.

We have continued to deliver a range of intergenerational, environmental, health and community projects including multi-cultural activities, seasonal projects and activities, poetry and arts projects, cooking, science, relaxation and wellbeing techniques.

We have continued to provide a wide range of educational opportunities for children around a range of life skills impacting upon their safety, health and wellbeing including hygiene, obesity, bullying, online and e-safety, healthy relationships, anti-social behaviour and crime.

We have continued to provide opportunities for older young women to become Peer Leaders. They have continued to be instrumental in supporting the development and delivery of activities, engaging with younger children and being positive role models. Increasing their own self-esteem and confidence and gaining practical skills and experience to move forward in further education, training and employment.

This project has continued to have an impact on community cohesion helping to create safer and stronger communities with more active and healthy citizens working together to overcome local problems breaking down barriers between generations.

Young Mums and Mums to Be Groups

Bright Futures have continued to develop and deliver our Young Mum and Mums to Be Groups which have been established for the last 11 years across two highly deprived areas of South Tyneside. Groups are delivered in local Children's Centres and are open to all young women aged 14-25 and their children. The groups engage both mums and their children who suffer multiple disadvantages including poverty and deprivation, feelings of depression and isolation, poor health and wellbeing which all impact upon their ability to meet their own and their children's day to day needs and provide practical support to young mums around housing, benefits, budgeting,

employment, domestic abuse and mental health as well as providing support specific to the needs of their children including healthy cooking, first aid and parenting skills.

Employment, Education and Training Support Project

Bright Futures have continued to develop its Employment, Education and Training Support Project and in the last year we have developed and delivered more intensive employment support programme. Through our experience of delivering employment support to young women we know that there are root causes to many young women's unemployment which include low self-esteem, mental health issues, substance misuse, homelessness, exploitation, trafficking, criminal records, previous low educational attainment and being young mums to address this we have continued to develop and deliver programmes which allows us to be able to provide a more intensive support to address these issues.

Financial Review

Our main source of income this year has been grant funds which totalled £312,369, of which, £312,369 was restricted. Spending on charitable activities and generating funds was 91.17% of total expenditure for 2024, this highlights our commitment to utilising the income to where it is most beneficial to our aims and objectives.

At the year end Bright Futures had £335,681 cash and cash equivalents with a split of £154,997 unrestricted and £180,684 restricted. The amounts held will allow Bright Futures to continue providing their vital services for several months if all funding comes to a standstill.

The coming year will see Bright Futures build on the work that we have already successfully delivered in improving young women's health and wellbeing, providing them with a brighter future. The aim of this work is to increase the reach of Bright Futures.

Declaration

The trustees have complied with the duty imposed by section 17(5) of the Charities Act 2011 to have due regard to the guidance published by the Charity Commission in respect of public benefit.

Signed on behalf of the trustees: J Welsh

Full name: Joyce Welsh

Position: Management Committee Chair

Date: 20th December 2024



BRIGHT FUTURES NE			Charity No (if any)	1157578	CC17a
Annual accounts for the period					
Period start date	01/04/2023	To	Period end date	31/03/2024	


Section A Statement of financial activities

Recommended categories by activity	Details of own analysis	Note	Restricted			Total this year £	Total last year £
			Unrestricted funds £	income funds £	Endowment funds £		
			F01	F02	F03	F04	F05
Incoming resources (Note 3)							
Incoming resources from generated funds							
Voluntary income		S01	-	312,369	-	312,369	407,718
Activities for generating funds		S02	-	-	-	-	-
Investment income		S03	-	-	-	-	-
Incoming resources from charitable activities							
Other incoming resources		S04	-	-	-	-	-
		S05	36	-	-	36	9
Total incoming resources			36	312,369	-	312,405	407,727
Resources expended (Notes 4-8)							
Costs of Generating Funds							
Costs of generating voluntary income		S07	-	112,434	-	112,434	93,460
Fundraising trading costs		S08	-	-	-	-	-
Investment management costs		S09	-	-	-	-	-
Charitable activities							
Governance costs		S10	-	302,327	-	302,327	308,833
Other resources expended		S11	1,490	-	-	1,490	1,490
		S12	-	38,704	-	38,704	24,205
Total resources expended			1,490	453,465	-	454,955	427,988
Net incoming/(outgoing) resources before transfers			- 1,454	- 141,096	-	- 142,550	- 20,261
Gross transfers between funds			15,732	- 15,732	-	-	-
Net incoming/(outgoing) resources before other recognised gains/(losses)			14,278	- 156,828	-	- 142,550	- 20,261
Other recognised gains/(losses)							
Gains and losses on revaluation of fixed assets for the charity's own use		S17	-	-	-	-	-
Gains and losses on investment assets		S18	-	-	-	-	-
Net movement in funds			14,278	- 156,828	-	- 142,550	- 20,261
Total funds brought forward			140,719	339,202	-	479,921	500,182
Total funds carried forward			154,997	182,374	-	337,371	479,921

Section B Balance sheet

		Note	Restricted			Total this year £	Total last year £
			Unrestricted funds £	income funds £	Endowment funds £		
			F01	F02	F03	F04	F05
Fixed assets							
Tangible assets	(Note 9)	B01	-	14,115	-	14,115	16,536
		B02	-	-	-	-	-
Investments	(Note 10)	B03	-	-	-	-	-
Total fixed assets		B04	-	14,115	-	14,115	16,536
Current assets							
Stock and work in progress		B05	-	-	-	-	-
Debtors	(Note 11)	B06	-	-	-	-	-
(Short term) investments		B07	-	-	-	-	-
Cash at bank and in hand		B08	-	335,681	-	335,681	474,970
Total current assets		B09	-	335,681	-	335,681	474,970
Creditors: amounts falling due within one year	(Note 12)	B10	1,490	10,934	-	12,424	11,584
Net current assets/(liabilities)		B11	- 1,490	324,747	-	323,257	463,386
Total assets less current liabilities		B12	- 1,490	338,862	-	337,372	479,922
Creditors: amounts falling due after one year	(Note 12)	B13	-	-	-	-	-
Provisions for liabilities and charges		B14	-	-	-	-	-
Net assets		B15	- 1,490	338,862	-	337,372	479,922
Funds of the Charity							
Unrestricted funds		B16	154,997			154,997	140,719
		B17	-			-	-
Restricted income funds (Note 13)		B18		182,374		182,374	339,203
Endowment funds (Note 13)		B19			-	-	-
Total funds		B20	154,997	182,374	-	337,371	479,922

Signed by one or two trustees on behalf of all the trustees

Signature	Print Name	Date of approval
	Joyce Welsh	20.12.24

Section C**Notes to the accounts****Note 1 Basis of preparation**

This section should be completed by all charities .

1.1 Basis of accounting

These accounts have been prepared on the basis of historic cost (except that investments are shown at market value) in accordance with:

- Accounting and Reporting by Charities – Statement of Recommended Practice (SORP 2005);
- and with*

✓

 Accounting Standards;
- or

 Financial Reporting Standards for Smaller Enterprises (FRSSE);
- and with the Charities Act.

[** except for the following].

Give details in this box if a different standard has been followed.

* -Tick as appropriate:

- if all relevant disclosures shown in the pack have been given then please tick "Accounting Standards";
- if disclosures completed in these accounts have been restricted to those required by the FRSSE, then please tick "Financial Reporting Standards for Smaller Enterprises (FRSSE)".

1.2 Change in basis of accounting

There has been no change to the accounting policies (valuation rules and methods of accounting) since last year.

Give details in this box of any material changes that have been made.

1.3 Changes to previous accounts

No changes have been made to accounts for previous years.

Give details in this box of any material changes that have been made.

Note 2 Accounting policies

This standard list of accounting policies has been applied by the charity except for those deleted. Where a different or additional policy has been adopted then this is detailed in the box below.

INCOMING RESOURCES

Recognition of incoming resources	These are included in the Statement of Financial Activities (SoFA) when: <ul style="list-style-type: none"> the charity becomes entitled to the resources; the trustees are virtually certain they will receive the resources; and the monetary value can be measured with sufficient reliability.
Incoming resources with related expenditure	Where incoming resources have related expenditure (as with fundraising or contract income) the incoming resources and related expenditure are reported gross in the SoFA.
Grants and donations	Grants and donations are only included in the SoFA when the charity has unconditional entitlement to the resources.
Tax reclaims on donations and gifts	Incoming resources from tax reclaims are included in the SoFA at the same time as the gift to which they relate.
Contractual income and performance related grants	This is only included in the SoFA once the related goods or services have been delivered.
Gifts in kind	Gifts in kind are accounted for at a reasonable estimate of their value to the charity or the amount actually realised. Gifts in kind for sale or distribution are included in the accounts as gifts only when sold or distributed by the charity. Gifts in kind for use by the charity are included in the SoFA as incoming resources when receivable.
Donated services and facilities	These are only included in incoming resources (with an equivalent amount in resources expended) where the benefit to the charity is reasonably quantifiable, measurable and material. The value placed on these resources is the estimated value to the charity of the service or facility received.
Volunteer help	The value of any voluntary help received is not included in the accounts but is described in the trustees' annual report.
Investment income	This is included in the accounts when receivable.
Investment gains and losses	This includes any gain or loss on the sale of investments and any gain or loss resulting from revaluing investments to market value at the end of the year.

EXPENDITURE AND LIABILITIES

Liability recognition	Liabilities are recognised as soon as there is a legal or constructive obligation committing the charity to pay out resources.
Governance costs	Include costs of the preparation and examination of statutory accounts, the costs of trustee meetings and cost of any legal advice to trustees on governance or constitutional matters.
Grants with performance conditions	Where the charity gives a grant with conditions for its payment being a specific level of service or output to be provided, such grants are only recognised in the SoFA once the recipient of the grant has provided the specified service or output.
Grants payable without performance conditions	These are only recognised in the accounts when a commitment has been made and there are no conditions to be met relating to the grant which remain in the control of the charity.
Support Costs	Support costs include central functions and have been allocated to activity cost categories on a basis consistent with the use of resources, eg allocating property costs by floor areas, or per capita, staff costs by the time spent and other costs by their usage.

ASSETS

Tangible fixed assets for use by charity	These are capitalised if they can be used for more than one year, and cost at least £500. They are valued at cost or a reasonable value on receipt.
Investments	Investments quoted on a recognised stock exchange are valued at market value at the year end. Other investment assets are included at trustees' best estimate of market value.
Stocks and work in progress	These are valued at the lower of cost or market value.

**POLICIES ADOPTED
ADDITIONAL TO OR
DIFFERENT FROM THOSE
ABOVE**

--

Note 3 Analysis of incoming resources

Incoming resources may be further analysed if this would help the reader of the accounts.

	Analysis	This year £	Last year £
Voluntary income	General grants provided by other charities	312,369	407,718
	Other	-	-
		-	-
		-	-
	Total	312,369	407,718
Activities for generating funds		-	-
		-	-
		-	-
		-	-
	Total	-	-
Investment income	Interest receivable	36	9
		-	-
		-	-
		-	-
	Total	36	9
Incoming resources from charitable activities		-	-
		-	-
		-	-
		-	-
	Total	-	-

Section C**Notes to the accounts****(cont)****Note 4 Analysis of resources expended**

Resources expended may be further analysed if this would help the reader of the accounts.

	Analysis	This year £	Last year £
Costs of generating voluntary income	Salaries	112,434	93,460
		-	-
		-	-
		-	-
	Total	112,434	93,460
Fundraising trading costs		-	-
		-	-
		-	-
		-	-
	Total	-	-
Investment management costs		-	-
		-	-
		-	-
	Total	-	-
Charitable activities	Sessional workers, positive activities and other costs	302,327	308,833
	Office, admin & Training	38,704	24,205
		-	-
		-	-
	Total	341,031	333,038
Governance costs	Accountancy	1,490	1,490
		-	-
		-	-
	Total	1,490	1,490

Note 5 Support Costs

Please complete this note if the charity has analysed its expenses using activity categories and has support costs.

Support cost type	Fundraising activity £	Charitable Activity £	Governance Activity £	Total Cost £
	-	-	-	-
	-	-	-	-
	-	-	-	-
	-	-	-	-
	-	-	-	-
	-	-	-	-
	-	-	-	-
Total	-	-	-	-

Note 6 Details of certain items of expenditure**6.1 Trustee expenses**

Please provide details of the amount of any payment or reimbursement of out-of-pocket expenses made to trustees or to third parties for expenses incurred by trustees. If no expenses were paid, please enter 'None' in the appropriate box(es).

Number of trustees who were paid expenses

Nature of the expenses

Total amount paid

This year	Last year
£	£

6.2 Fees for examination or audit of the accounts

Please provide details of the amount paid for any statutory external scrutiny of accounts and other services provided by your independent examiner or auditor. If nothing was paid please enter NONE in the appropriate box(es).

Independent examiner's or auditors' fees for reporting on the accounts

Other fees (for example: advice, consultancy, accountancy services) paid to the independent examiner or auditor

This year £	Last year £
395	395
1095	1095

Section C **Notes to the accounts** **(cont)**

Note 7 **Paid employees**
Please complete this note if the charity has any employees.

7.1 Staff Costs

	This year £	Last year £
Gross wages, salaries and benefits in kind	333,989	304,172
Employer's National Insurance costs	24,013	22,322
Pension costs	6,906	6,166
Total staff costs	364,908	332,660

7.2 Average number of full-time equivalent employees in the year

	This year Number	Last year Number
The parts of the charity in which the employees work		
Fundraising	2	2
Charitable Activities	13	12
Governance	-	-
Other	-	-
Total	15	14

7.3 Defined contribution pension scheme

Please complete if a defined contribution pension scheme is operated.

Brief details of the scheme

Scottish Widows

	This year £	Last year £
The costs of the scheme to the charity for the year	6906	6166
The amount of any contributions outstanding at the year end		
The amount of any contributions prepaid at the year end		

Note 9 Tangible fixed assets*Please complete this note if the charity has any tangible fixed assets***9.1 Cost or valuation**

	Freehold land & buildings	Other land & buildings	Plant, machinery and motor vehicles	Fixtures, fittings and equipment	Payments on account and assets under construction	Total
	£	£	£	£	£	£
Balance brought forward	-	-	1,442	26,322	-	27,764
Additions	-	-	-	3,212	-	3,212
Revaluations	-	-	-	-	-	-
Disposals	-	-	-	-	-	-
Transfers *	-	-	-	-	-	-
Balance carried forward	-	-	1,442	29,534	-	30,976

9.2 Accumulated depreciation and impairment provisions

**Basis	SL or RB	SL or RB	SL	SL	SL or RB
** Rate			4 yrs	5 yrs	

Balance brought forward	-	-	1,091	10,137	-	11,228
Depreciation charge for year	-	-	175	5,458	-	5,633
Impairment provisions	-	-	-	-	-	-
Revaluations	-	-	-	-	-	-
Disposals	-	-	-	-	-	-
Transfers*	-	-	-	-	-	-
Balance carried forward	-	-	1,266	15,595	-	16,861

9.3 Net book value

Brought forward	-	-	351	16,185	-	16,536
Carried forward	-	-	176	13,939	-	14,115

9.4 Revaluation*If any fixed assets have been revalued please give details of the valuer and method of valuation*

--

* The "transfers" row is for movements between fixed asset categories.

** Please indicate the method of depreciation by deleting the method not applicable (SL = straight line; RB = reducing balance). Also please indicate the rate of depreciation: for straight line, what is the anticipated life of the asset (in years); for reducing balance, what is the percentage annual deduction.

Note 10 Investment assets

Please complete this note if the charity has any investment assets.

10.1 Fixed assets investments

	£
Carrying (market) value at beginning of year	-
Add: additions to investments at cost	-
Less: disposals at carrying value	-
Add/(deduct): net gain/(loss) on revaluation	-
Carrying (market) value at end of year	-

Please provide below:

10.2 A breakdown of the market values of investments shown above agreeing with the balance sheet row B03.

10.3 A breakdown of the income from investments agreeing with SOFA row S03.

Analysis of investments

	10.2 Market value at year end £	10.3 Income from investments for the year £
Investment properties	-	-
Investments listed on a recognised stock exchange or held in common investment funds, open ended investment companies, unit trusts or other collective investment schemes	-	-
Investments in subsidiary or connected undertakings and companies	-	-
Securities not listed on a recognised Stock Exchange	-	-
Cash held as part of the investment portfolio	-	-
Other investments	-	-
Total	-	-

10.4 Material investment holdings

If any single investment is material in terms of its value (for example represents more than 5 per cent of the value of the charity's total investments) please provide details.

Investment held	
Market Value	

Note 11 Debtors and prepayments

Please complete this note if the charity has any debtors or prepayments.

Analysis of debtors	Amounts falling due within one year		Amounts falling due after more than one year	
	This year £	Last year £	This year £	Last year £
Trade debtors	-	-	-	-
Amounts due from subsidiary and associated undertakings	-	-	-	-
Other debtors	-	-	-	-
Prepayments and accrued income	-	-	-	-
Total	-	-	-	-

Note 12 Creditors and accruals

Please complete this note if the charity has any creditors or accruals.

12.1 Analysis of creditors

	Amounts falling due within one year		Amounts falling due after more than one year	
	This year £	Last year £	This year £	Last year £
Loans and overdrafts	-	-	-	-
Trade creditors	-	-	-	-
Amounts due to subsidiary and associated undertakings	-	-	-	-
Other creditors	10,934	10,094	-	-
Accruals and deferred income	1,490	1,490	-	-
Total	12,424	11,584	-	-

12.2 Security over assets

If any loan, overdraft or other creditor holds a charge or other security over any assets of the charity please provide details.

--

Note 13 Endowment and restricted income funds

Please complete this section if the charity has any endowment or restricted income funds.

13.1 Funds held

Please give a brief description of any of the following type of funds held by the charity:

- permanent endowment funds (PE);
- expendable endowment funds (EE); and
- restricted income funds, including special trusts, of the charity (R).

Fund Name	Type PE, EE or R	Purpose and Restrictions
Northumbria Police	R	Preventative, education, health and wellbeing projects. Covid response funding
Esmee Fairbairn Foundation	U	Delivery of prevention and education work
Esmee Fairbairn Foundation	U	Covid response funding
The Tudor Trust	R	Delivery of prevention and education work. Covid response funding
The Ballinger Charitable Trust	R	Delivery of prevention and education work. Covid response funding
Lloyds Bank Foundation	R	One to one tailored support service. Covid response funding
Virgin Money Foundation	R	Delivery of prevention and education issue based work, giving young women a voice.
UK Youth	R	Mental Health Support Project
NHS South Tyneside	R	Mental Health Support Project
Postcode Neighbourhood Trust	R	Young Mums support programme.
Community Foundation Tyne and Wear	R	Preventative, education, health and wellbeing projects. Covid response funding
Barbour Foundation	R	Preventative, education, health and wellbeing projects.
The Bikeability Trust	R	Delivery of cycling and education lessons
Amalgamated Funds Under 10k	R and U	Range of preventative, education, health and wellbeing projects.

13.2 Movements of major funds

Please give details of the movements of the major funds summarised in the restricted and endowment columns of the Statement of Financial Activities.

Fund names	Fund balances brought forward £	Incoming resources £	Outgoing resources £	Transfers £	Gains and losses £	Fund balances carried forward £
Roseline Fund	-	20,000	- 20,000	-	-	-
Esmee Fairbairn Foundation	65,000	50,000	- 37,500	-	-	77,500
Esmee Fairbairn Foundation	12,500	-	- 12,500	-	-	-
The Tudor Trust	10,000	-	- 10,000	-	-	-
The Ballinger Charitable Trust	1,250	20,000	- 21,250	-	-	-
Charles Hayward Foundation	-	10,000	- 7,499	-	-	2,501
ESC Lottery Fund	-	10,572	- 2,643	-	-	7,929
Community Foundation Tyne and Wear	52,234	86,856	- 123,330	-	-	15,760
Barbour Foundation	2,500	10,000	- 6,666	-	-	5,834

UK Youth	4,034	22,000	-	26,034	-	-	-
NHS South Tyneside	4,167	-	-	4,167	-	-	-
Postcode Neighbourhood Trust	7,873	-	-	7,873	-	-	-
The Bikeability Trust	3,600	-	-	3,600	-	-	-
Amalgamated Funds Under 10k	311,812	82,941	-	120,357	-	-	274,396
Total Funds	474,970	312,369	-	403,419	-	-	383,920

13.3 Transfers between funds

Please give details of any transfers between funds.

From Fund (Name)	To Fund (Name)	Reason	Amount

Note 14 Transactions with related parties

If the charity has any transactions with related parties (other than the trustee expenses explained in note 6) details of such transactions should be provided in this note. If there are no transactions to report, please enter "None" in the relevant boxes.

14.1 Remuneration and benefits

Please give the amount of, and legal authority for, any remuneration or other benefits paid to a trustee or other related parties by the charity or any institution or company connected with it.

Name of trustee or connected party	Legal authority (eg order, governing document)	Amounts paid or benefit value	
		This year £	Last year £
NONE			

14.2 Loans

Please give details of and amounts owing to or from the charity's trustees or other related parties by the charity at the year end.

	Name of trustee or connected party	Legal authority	Amount owing	
			This year £	Last year £
Due to trustees and related parties	NONE			
Due from trustees and related parties	NONE			

14.3 Other transaction(s) with trustees or related parties

Please give details of any transaction undertaken by (or on behalf of) the charity in which a trustee or related party has a material interest.

Name of the trustee or related party	Relationship to charity	Description of the transaction(s)	This year £	Last year £
NONE				

Note 15**Additional Disclosures**

The following are significant matters which are not covered in other notes and need to be included to provide a proper understanding of the accounts. If there is insufficient room here, please add a separate sheet.



Independent examiner's report on the accounts

Section A

Independent Examiner's Report

Report to the trustees/
members of

Charity Name
Bright Futures NE

On accounts for the
year ended

31st March 2024

Charity no
(if any)

1157578

Set out on pages

Document CC17a pages 1 and 2

(remember to include the page numbers of additional sheets)

Respective responsibilities of trustees and examiner

The charity's trustees are responsible for the preparation of the accounts. The charity's trustees consider that an audit is not required for this year under section 144 of the Charities Act 2011 (the Charities Act) and that an independent examination is needed.

It is my responsibility to:

- examine the accounts under section 145 of the Charities Act,
- to follow the procedures laid down in the general Directions given by the Charity Commission (under section 145(5)(b) of the Charities Act, and
- to state whether particular matters have come to my attention.

Basis of independent examiner's statement

My examination was carried out in accordance with general Directions given by the Charity Commission. An examination includes a review of the accounting records kept by the charity and a comparison of the accounts presented with those records. It also includes consideration of any unusual items or disclosures in the accounts, and seeking explanations from the trustees concerning any such matters. The procedures undertaken do not provide all the evidence that would be required in an audit, and consequently no opinion is given as to whether the accounts present a 'true and fair' view and the report is limited to those matters set out in the statement below.

Independent examiner's statement

In connection with my examination, no matter has come to my attention

1. which gives me reasonable cause to believe that in, any material respect, the requirements:
 - to keep accounting records in accordance with section 130 of the Charities Act; and
 - to prepare accounts which accord with the accounting records and comply with the accounting requirements of the Charities Act have not been met; or
2. to which, in my opinion, attention should be drawn in order to enable a proper understanding of the accounts to be reached.

Signed:

P.Martin

Date:

09/12/2024

Name:

Phillip Martin

Relevant professional qualification(s) or body (if any):

MAAT

Address:

23 Oakham Gardens

North Shields

Tyne & Wear, NE29 7QG

Section B Disclosure

Only complete if the examiner needs to highlight material problems.

Give here brief details of any items that the examiner wishes to disclose.

BRIGHT FUTURES NE

England & Wales - Charity number 1157578

Accounts



BRIGHT FUTURES NE			Charity No (if any)	1157578	CC17a
Annual accounts for the period					
Period start date	01/04/2022	To	Period end date	31/03/2023	

Section A Statement of financial activities


Recommended categories by activity	Details of own analysis	Note	Restricted			Total this year £	Total last year £	
			Unrestricted funds £	income funds £	Endowment funds £			
			F01	F02	F03	F04	F05	
Incoming resources (Note 3)								
Incoming resources from generated funds								
Voluntary income		S01	-	407,718	-	407,718	350,984	
Activities for generating funds		S02	-	-	-	-	-	
Investment income		S03	-	-	-	-	-	
Incoming resources from charitable activities								
Other incoming resources		S05	-	9	-	9	2,748	
Total incoming resources			S06	-	407,727	-	407,727	353,732
Resources expended (Notes 4-8)								
Costs of Generating Funds								
Costs of generating voluntary income		S07	-	93,460	-	93,460	55,824	
Fundraising trading costs		S08	-	-	-	-	-	
Investment management costs		S09	-	-	-	-	-	
Charitable activities								
Governance costs		S11	-	1,490	-	1,490	1,490	
Other resources expended		S12	-	24,205	-	24,205	23,372	
Total resources expended			S13	-	427,988	-	427,988	368,610
Net incoming/(outgoing) resources before transfers			S14	-	20,261	-	20,261	14,878
Gross transfers between funds			S15	10,719	- 10,719	-	-	-
Net incoming/(outgoing) resources before other recognised gains/(losses)			S16	10,719	- 30,980	-	20,261	- 14,878
Other recognised gains/(losses)								
Gains and losses on revaluation of fixed assets for the charity's own use		S17	-	-	-	-	-	
Gains and losses on investment assets		S18	-	-	-	-	-	
Net movement in funds			S19	10,719	- 30,980	-	20,261	- 14,878
Total funds brought forward			S20	130,000	370,339	-	500,339	515,217
Total funds carried forward			S21	140,719	339,359	-	480,078	500,339

Section B

Balance sheet

	Note	Restricted			Total this year £ F04	Total last year £ F05
		Unrestricted funds £ F01	income funds £ F02	Endowment funds £ F03		
Fixed assets						
Tangible assets (Note 9)	B01	-	16,536	-	16,536	-
	B02	-	-	-	-	-
Investments (Note 10)	B03	-	-	-	-	-
<i>Total fixed assets</i>	B04	-	16,536	-	16,536	-
Current assets						
Stock and work in progress	B05	-	-	-	-	-
Debtors (Note 11)	B06	-	-	-	-	-
(Short term) investments	B07	-	-	-	-	-
Cash at bank and in hand	B08	140,719	334,251	-	474,970	-
<i>Total current assets</i>	B09	140,719	334,251	-	474,970	-
Creditors: amounts falling due within one year (Note 12)	B10	-	11,584	-	11,584	-
<i>Net current assets/(liabilities)</i>	B11	140,719	322,667	-	463,386	-
<i>Total assets less current liabilities</i>	B12	140,719	339,203	-	479,922	-
Creditors: amounts falling due after one year (Note 12)	B13	-	-	-	-	-
Provisions for liabilities and charges	B14	-	-	-	-	-
<i>Net assets</i>	B15	140,719	339,203	-	479,922	-
Funds of the Charity						
Unrestricted funds	B16	140,719			140,719	-
	B17	-			-	-
Restricted income funds (Note 13)	B18		339,203		339,203	-
Endowment funds (Note 13)	B19			-	-	-
<i>Total funds</i>	B20	140,719	339,203	-	479,922	-

Signed by one or two trustees on behalf of all the trustees

Signature	Print Name	Date of approval
	Joyce Welsh	05/12/2023

Note 1 Basis of preparation

This section should be completed by all charities.

1.1 Basis of accounting

These accounts have been prepared on the basis of historic cost (except that investments are shown at market value) in accordance with:

- Accounting and Reporting by Charities – Statement of Recommended Practice (SORP 2005);
- and with* Accounting Standards;
- or Financial Reporting Standards for Smaller Enterprises (FRSSE);
- and with the Charities Act.

[** except for the following].

Give details in this box if a different standard has been followed.

* -Tick as appropriate:

- if all relevant disclosures shown in the pack have been given then please tick "Accounting Standards";
- if disclosures completed in these accounts have been restricted to those required by the FRSSE, then please tick "Financial Reporting Standards for Smaller Enterprises (FRSSE)".

1.2 Change in basis of accounting

There has been no change to the accounting policies (valuation rules and methods of accounting) since last year.

Give details in this box of any material changes that have been made.

1.3 Changes to previous accounts

No changes have been made to accounts for previous years.

Give details in this box of any material changes that have been made.

Note 2 Accounting policies

This standard list of accounting policies has been applied by the charity except for those deleted. Where a different or additional policy has been adopted then this is detailed in the box below.

INCOMING RESOURCES

Recognition of incoming resources	These are included in the Statement of Financial Activities (SoFA) when: <ul style="list-style-type: none"> • the charity becomes entitled to the resources; • the trustees are virtually certain they will receive the resources; and • the monetary value can be measured with sufficient reliability.
Incoming resources with related expenditure	Where incoming resources have related expenditure (as with fundraising or contract income) the incoming resources and related expenditure are reported gross in the SoFA.
Grants and donations	Grants and donations are only included in the SoFA when the charity has unconditional entitlement to the resources.
Tax reclaims on donations and gifts	Incoming resources from tax reclaims are included in the SoFA at the same time as the gift to which they relate.
Contractual income and performance related grants	This is only included in the SoFA once the related goods or services have been delivered.
Gifts in kind	Gifts in kind are accounted for at a reasonable estimate of their value to the charity or the amount actually realised. Gifts in kind for sale or distribution are included in the accounts as gifts only when sold or distributed by the charity. Gifts in kind for use by the charity are included in the SoFA as incoming resources when receivable.
Donated services and facilities	These are only included in incoming resources (with an equivalent amount in resources expended) where the benefit to the charity is reasonably quantifiable, measurable and material. The value placed on these resources is the estimated value to the charity of the service or facility received.
Volunteer help	The value of any voluntary help received is not included in the accounts but is described in the trustees' annual report.
Investment income	This is included in the accounts when receivable.
Investment gains and losses	This includes any gain or loss on the sale of investments and any gain or loss resulting from revaluing investments to market value at the end of the year.

EXPENDITURE AND LIABILITIES

Liability recognition	Liabilities are recognised as soon as there is a legal or constructive obligation committing the charity to pay out resources.
Governance costs	Include costs of the preparation and examination of statutory accounts, the costs of trustee meetings and cost of any legal advice to trustees on governance or constitutional matters.
Grants with performance conditions	Where the charity gives a grant with conditions for its payment being a specific level of service or output to be provided, such grants are only recognised in the SoFA once the recipient of the grant has provided the specified service or output.
Grants payable without performance conditions	These are only recognised in the accounts when a commitment has been made and there are no conditions to be met relating to the grant which remain in the control of the charity.
Support Costs	Support costs include central functions and have been allocated to activity cost categories on a basis consistent with the use of resources, eg allocating property costs by floor areas, or per capita, staff costs by the time spent and other costs by their usage.

ASSETS

Tangible fixed assets for use by charity	These are capitalised if they can be used for more than one year, and cost at least £500. They are valued at cost or a reasonable value on receipt.
Investments	Investments quoted on a recognised stock exchange are valued at market value at the year end. Other investment assets are included at trustees' best estimate of market value.
Stocks and work in progress	These are valued at the lower of cost or market value.

**POLICIES ADOPTED
ADDITIONAL TO OR
DIFFERENT FROM THOSE
ABOVE**

Note 3 Analysis of incoming resources

Incoming resources may be further analysed if this would help the reader of the accounts.

	Analysis	This year £	Last year £
Voluntary income	General grants provided by other charities	407,718	350,984
	Other	-	2,748
		-	-
		-	-
	Total	407,718	353,732
Activities for generating funds		-	-
		-	-
		-	-
		-	-
		-	-
	Total	-	-
Investment income	Interest receivable	9	-
		-	-
		-	-
		-	-
		-	-
	Total	9	-
Incoming resources from charitable activities		-	-
		-	-
		-	-
		-	-
		-	-
	Total	-	-

Section C **Notes to the accounts** **(cont)**

Note 4 **Analysis of resources expended**

Resources expended may be further analysed if this would help the reader of the accounts.

	Analysis	This year £	Last year £
Costs of generating voluntary income	Salaries	93,460	55,824
		-	-
		-	-
		-	-
	Total	93,460	55,824
Fundraising trading costs		-	-
		-	-
		-	-
		-	-
	Total	-	-
Investment management costs		-	-
		-	-
		-	-
	Total	-	-
Charitable activities	Sessional workers, positive activities and other costs	308,833	285,807
	Office, admin & Training	24,205	25,489
		-	-
		-	-
	Total	333,038	311,296
Governance costs	Accountancy	1,490	1,490
		-	-
		-	-
	Total	1,490	1,490

Note 5 Support Costs

Please complete this note if the charity has analysed its expenses using activity categories and has support costs.

Support cost type	Fundraising activity £	Charitable Activity £	Governance Activity £	Total Cost £
	-	-	-	-
	-	-	-	-
	-	-	-	-
	-	-	-	-
	-	-	-	-
	-	-	-	-
	-	-	-	-
	-	-	-	-
Total	-	-	-	-

Note 6 Details of certain items of expenditure**6.1 Trustee expenses**

Please provide details of the amount of any payment or reimbursement of out-of-pocket expenses made to trustees or to third parties for expenses incurred by trustees. If no expenses were paid, please enter 'None' in the appropriate box(es).

Number of trustees who were paid expenses

Nature of the expenses

Total amount paid

This year	Last year
£	£

6.2 Fees for examination or audit of the accounts

Please provide details of the amount paid for any statutory external scrutiny of accounts and other services provided by your independent examiner or auditor. If nothing was paid please enter NONE in the appropriate box(es).

Independent examiner's or auditors' fees for reporting on the accounts

Other fees (for example: advice, consultancy, accountancy services) paid to the independent examiner or auditor

This year £	Last year £
395	395
1095	1095

Note 7 Paid employees
Please complete this note if the charity has any employees.

7.1 Staff Costs

Gross wages, salaries and benefits in kind
Employer's National Insurance costs
Pension costs

	This year £	Last year £
	304,172	264,301
	22,322	17,496
	6,166	5,179
Total staff costs	332,660	286,976

7.2 Average number of full-time equivalent employees in the year

The parts of the charity in which the employees work

	This year Number	Last year Number
Administration	2	2
Charitable Activities	12	11
Governance	-	-
Other	-	-
Total	14	13

7.3 Defined contribution pension scheme

Please complete if a defined contribution pension scheme is operated.

Brief details of the scheme

Scottish Widows

The costs of the scheme to the charity for the year
The amount of any contributions outstanding at the year end
The amount of any contributions prepaid at the year end

	This year £	Last year £
	6166	5179

Note 9 Tangible fixed assets

Please complete this note if the charity has any tangible fixed assets

9.1 Cost or valuation

	Freehold land & buildings	Other land & buildings	Plant, machinery and motor vehicles	Fixtures, fittings and equipment	Payments on account and assets under construction	Total
	£	£	£	£	£	£
Balance brought forward	-	-	1,442	14,076	-	15,518
Additions	-	-	-	12,246	-	12,246
Revaluations	-	-	-	-	-	-
Disposals	-	-	-	-	-	-
Transfers *	-	-	-	-	-	-
Balance carried forward	-	-	1,442	26,322	-	27,764

9.2 Accumulated depreciation and impairment provisions

**Basis	SL or RB	SL or RB	SL	SL	SL or RB
** Rate			4 yrs	5 yrs	

Balance brought forward	-	-	916	4,929	-	5,845
Depreciation charge for year	-	-	175	5,208	-	5,383
Impairment provisions	-	-	-	-	-	-
Revaluations	-	-	-	-	-	-
Disposals	-	-	-	-	-	-
Transfers*	-	-	-	-	-	-
Balance carried forward	-	-	1,091	10,137	-	11,228

9.3 Net book value

Brought forward	-	-	526	9,147	-	9,673
Carried forward	-	-	351	16,185	-	16,536

9.4 Revaluation

If any fixed assets have been revalued please give details of the valuer and method of valuation

--

* The "transfers" row is for movements between fixed asset categories.

** Please indicate the method of depreciation by deleting the method not applicable (SL = straight line; RB = reducing balance). Also please indicate the rate of depreciation: for straight line, what is the anticipated life of the asset (in years); for reducing balance, what is the percentage annual deduction.

Note 10 Investment assets

Please complete this note if the charity has any investment assets.

10.1 Fixed assets investments

	£
Carrying (market) value at beginning of year	-
Add: additions to investments at cost	-
Less: disposals at carrying value	-
Add/(deduct): net gain/(loss) on revaluation	-
Carrying (market) value at end of year	-

Please provide below:

10.2 A breakdown of the market values of investments shown above agreeing with the balance sheet row B03.

10.3 A breakdown of the income from investments agreeing with SOFA row S03.

Analysis of investments

	10.2 Market value at year end £	10.3 Income from investments for the year £
Investment properties	-	-
Investments listed on a recognised stock exchange or held in common investment funds, open ended investment companies, unit trusts or other collective investment schemes	-	-
Investments in subsidiary or connected undertakings and companies	-	-
Securities not listed on a recognised Stock Exchange	-	-
Cash held as part of the investment portfolio	-	-
Other investments	-	-
Total	-	-

10.4 Material investment holdings

If any single investment is material in terms of its value (for example represents more than 5 per cent of the value of the charity's total investments) please provide details.

Investment held

Market Value

Note 11 Debtors and prepayments

Please complete this note if the charity has any debtors or prepayments.

Analysis of debtors

	Amounts falling due within one year		Amounts falling due after more than one year	
	This year £	Last year £	This year £	Last year £
Trade debtors	-	-	-	-
Amounts due from subsidiary and associated undertakings	-	-	-	-
Other debtors	-	-	-	-
Prepayments and accrued income	-	-	-	-
Total	-	-	-	-

Note 12 Creditors and accruals

Please complete this note if the charity has any creditors or accruals.

12.1 Analysis of creditors

	Amounts falling due within one year		Amounts falling due after more than one year	
	This year £	Last year £	This year £	Last year £
Loans and overdrafts	-	-	-	-
Trade creditors	-	-	-	-
Amounts due to subsidiary and associated undertakings	-	-	-	-
Other creditors	10,094	11,655	-	-
Accruals and deferred income	1,490	1,490	-	-
Total	11,584	13,145	-	-

12.2 Security over assets

If any loan, overdraft or other creditor holds a charge or other security over any assets of the charity please provide details.

--

Note 13 Endowment and restricted income funds

Please complete this section if the charity has any endowment or restricted income funds.

13.1 Funds held

Please give a brief description of any of the following type of funds held by the charity:

- permanent endowment funds (PE);
- expendable endowment funds (EE); and
- restricted income funds, including special trusts, of the charity (R).

Fund Name	Type PE, EE or R	Purpose and Restrictions
Northumbria Police	R	Preventative, education, health and wellbeing projects. Covid response funding
Esmee Fairbairn Foundation	U	Delivery of prevention and education work
Esmee Fairbairn Foundation	U	Covid response funding
The Tudor Trust	R	Delivery of prevention and education work. Covid response funding
The Ballinger Charitable Trust	R	Delivery of prevention and education work. Covid response funding
Lloyds Bank Foundation	R	One to one tailored support service. Covid response funding
Virgin Money Foundation	R	Delivery of prevention and education issue based work, giving young women a voice.
UK Youth	R	Mental Health Support Project
NHS South Tyneside	R	Mental Health Support Project
Postcode Neighbourhood Trust	R	Young Mums support programme.
Community Foundation Tyne and Wear	R	Preventative, education, health and wellbeing projects. Covid response funding
Barbour Foundation	R	Preventative, education, health and wellbeing projects.
The Bikeability Trust	R	Delivery of cycling and education lessons
Amalgamated Funds Under 10k	R and U	Range of preventative, education, health and wellbeing projects.

13.2 Movements of major funds

Please give details of the movements of the major funds summarised in the restricted and endowment columns of the Statement of Financial Activities.

Fund names	Fund balances brought forward £	Incoming resources £	Outgoing resources £	Transfers £	Gains and losses £	Fund balances carried forward £
Northumbria Police	-	11,648	- 11,648	-	-	-
Esmee Fairbairn Foundation	50,000	65,000	- 50,000	-	-	65,000
Esmee Fairbairn Foundation	25,000	-	- 12,500	-	-	12,500
The Tudor Trust	10,000	20,000	- 20,000	-	-	10,000
The Ballinger Charitable Trust	-	15,000	- 13,750	-	-	1,250
Lloyds Bank Foundation	19,966	2,250	- 22,216	-	-	-
Virgin Money Foundation	16,008	16,008	- 32,016	-	-	-
Community Foundation Tyne and Wear	33,685	90,521	- 71,972	-	-	52,234
Barbour Foundation	-	10,000	- 7,500	-	-	2,500
UK Youth	-	24,200	- 20,166	-	-	4,034

NHS South Tyneside	-	50,000	-	45,833	-	-	4,167
Postcode Neighbourhood Trust	-	23,619	-	15,746	-	-	7,873
The Bikeability Trust	3,936	25,600	-	25,936	-	-	3,600
Amalgamated Funds Under 10k	345,059	53,872	-	87,119	-	-	311,812
Total Funds	503,654	407,718	-	436,402	-	-	474,970

13.3 Transfers between funds

Please give details of any transfers between funds.

From Fund (Name)	To Fund (Name)	Reason	Amount

Note 14 Transactions with related parties

If the charity has any transactions with related parties (other than the trustee expenses explained in note 6) details of such transactions should be provided in this note. If there are no transactions to report, please enter "None" in the relevant boxes.

14.1 Remuneration and benefits

Please give the amount of, and legal authority for, any remuneration or other benefits paid to a trustee or other related parties by the charity or any institution or company connected with it.

Name of trustee or connected party	Legal authority (eg order, governing document)	Amounts paid or benefit value	
		This year £	Last year £
NONE			

14.2 Loans

Please give details of and amounts owing to or from the charity's trustees or other related parties by the charity at the year end.

	Name of trustee or connected party	Legal authority	Amount owing	
			This year £	Last year £
Due to trustees and related parties	NONE			
Due from trustees and related parties	NONE			

14.3 Other transaction(s) with trustees or related parties

Please give details of any transaction undertaken by (or on behalf of) the charity in which a trustee or related party has a material interest.

Name of the trustee or related party	Relationship to charity	Description of the transaction(s)	This year £	Last year £
NONE				

Note 15

Additional Disclosures

The following are significant matters which are not covered in other notes and need to be included to provide a proper understanding of the accounts. If there is insufficient room here, please add a separate sheet.



Independent examiner's report on the accounts

Section A

Independent Examiner's Report

Report to the trustees/
members of

Charity Name
Bright Futures NE

On accounts for the
year ended

31st March 2023

Charity no
(if any)

1157578

Set out on pages

Document CC17a pages 1 and 2

**Respective
responsibilities of
trustees and examiner**

The charity's trustees are responsible for the preparation of the accounts. The charity's trustees consider that an audit is not required for this year under section 144 of the Charities Act 2011 (the Charities Act) and that an independent examination is needed.

It is my responsibility to:

- examine the accounts under section 145 of the Charities Act,
- to follow the procedures laid down in the general Directions given by the Charity Commission (under section 145(5)(b) of the Charities Act, and
- to state whether particular matters have come to my attention.

**Basis of independent
examiner's statement**

My examination was carried out in accordance with general Directions given by the Charity Commission. An examination includes a review of the accounting records kept by the charity and a comparison of the accounts presented with those records. It also includes consideration of any unusual items or disclosures in the accounts, and seeking explanations from the trustees concerning any such matters. The procedures undertaken do not provide all the evidence that would be required in an audit, and consequently no opinion is given as to whether the accounts present a 'true and fair' view and the report is limited to those matters set out in the statement below.

**Independent
examiner's statement**

In connection with my examination, no matter has come to my attention

1. which gives me reasonable cause to believe that in, any material respect, the requirements:
 - to keep accounting records in accordance with section 130 of the Charities Act; and
 - to prepare accounts which accord with the accounting records and comply with the accounting requirements of the Charities Act have not been met; or
2. to which, in my opinion, attention should be drawn in order to enable a proper understanding of the accounts to be reached.

Signed: P.Martin

Date: 05/12/2023

Name: Phillip Martin

Relevant professional qualification(s) or body (if any):	AFA
	MAAT
Address:	23 Oakham Gardens
	North Shields
	Tyne & Wear, NE29 7QG

Section B Disclosure

Only complete if the examiner needs to highlight material problems.

Give here brief details of any items that the examiner wishes to disclose.

A large, empty rectangular box with a thin black border, occupying the central portion of the page. It is intended for the user to provide details of items for disclosure as requested in the text to the left.

Trustees Annual Report for the Period April 2022 to March 2023

Reference and Administration Details

Charity Name: Bright Futures NE

Registered Charity Number: 1157578

Charities Principal Address: Community Hub
459 John Williamson Street
South Shields
Tyne and Wear
NE33 5HP

Name of the charity trustees who manage the charity

Name	Office	Dates acted if not for whole year
Joyce Welsh	Chair	
Stuart Miekle	Treasurer	
Erin Price	Vice Chair	
Andrew Moore	Secretary	
Lorna Jeromson	Member	
Lisa Briscoe	Member	
Helen Hartley	Member	

Structure, Governance and Management

Description of the charity's trusts

Type of governing documents: Constitution adopted 01/10/14.

Trustee selection method: Trustees are appointed or reappointed annually at the Annual General Meeting held in April.

Objectives and Activities

The objects of the organisation are to act as a resource for young women aged up to 25 living in Tyne and Wear by providing advice and assistance and organising programmes of physical, educational and other activities, in particular but not exclusively to address issues concerned with alcohol and substance misuse and sexual health as a means of:

(a) advancing in life and helping young people by developing their skills, capacities and capabilities to enable them to participate in society as independent, mature and responsible individuals;

(b) advancing education;

(c) providing recreational and leisure time activity in the interests of social welfare for people living in the area of benefit who have need by their youth, age, infirmity or disability, poverty or social and economic circumstances with a view to improving the conditions of life of such persons.

Achievement and Performance

Bright Futures is here to Support; Educate; Empower and Influence – giving young women and girls a brighter future and the skills and confidence to tackle some of life's biggest challenges including alcohol misuses, domestic abuse, unemployment, poor mental health and wellbeing, sexual abuse and exploitation. From two Community Hubs; in South Tyneside; over the last year we have changed the lives of over 3500 young women; tackling their needs through flexible and innovative approaches.

Over the course of this financial year, Bright Futures have continued to develop and deliver our wide range of specialist support services across South Tyneside supporting the needs of more young women and girls across our communities.

- Support: Bright Futures have continued to provide one-to-one; long-term and tailored support; group sessions and community, health and wellbeing programmes addressing many of the key issues young women face. For example, through the delivery of our Young Mums and Mums to Be groups and intensive support programme alongside over 100 young mums and their children each week. The continuing development of our community programmes and street-based youth work providing young women and girls opportunities to take part in positive and social activities which has seen us work with over 200 young women in a range of community settings, delivering a wide range of preventative and educational activities aimed at increasing young womens skills and confidence and personal and social development.

Bright Futures have continued to deliver a range of support for young women including tailored 1-1 support for young women and girls who have been affected by child sexual exploitation and abuse. We continue to work in partnership with Northumbria Police as part of the Multi-Agency Exploitation Hub, providing one to one support to young women who are at high risk of or have been a victim of grooming and exploitation as well as receiving referrals from schools, children's services and other statutory and third sector organisations. This support has allowed victims to explore their experiences and develop personalised plans to meet their individual needs. Our trained staff have worked closely with victims to identify their strengths, goals, and needs, tailoring support interventions accordingly and liaising with referring

agencies. We use a trauma informed approach to specifically address the consequences of trauma which takes into account past traumas and adverse experiences recognising the whole life impact to enable us to facilitate healing. We recognise the significant impact poor mental health can have upon the young women we support, services aim to improve mental health support for young people by delivering community and preventative provision to support them before they reach crisis point addressing anxiety, stress, depressions, feelings of loneliness and isolation.

We recognise that young women often require practical assistance; our service provides support in areas such as housing, substance misuse employment, and education. We have collaborated with partner agencies to help young women secure safe accommodation, support to access suitable employment opportunities, and provided more opportunities for them to engage in fun and educational activities building their social connections and reducing their isolation. By addressing practical needs, we have alleviated some of the immediate challenges faced by victims and empowered them to regain stability in their lives. Young women have had access to our ISVA and IDVA service which has provided free, confidential, practical and emotional support to young women who have been a victim of sexual violence, abuse and exploitation which provides Criminal Justice System support and practical guidance.

- Educate: Bright Futures have continued to deliver our accredited and non-accredited programmes of education providing wraparound support and awareness of a range of issues including healthy relationships, grooming and exploitation, substance misuse, mental, physical and sexual health. We have delivered education to young women across all local secondary schools in South Tyneside both in formal classrooms settings and through our programme of lunchtime and after school drop-ins across 5 secondary schools which are attended by over 130 young women each week. We have continued to utilise and develop our own innovative and interactive resources providing the opportunity for young women to explore risky situations and develop their decision-making skills; including VR headsets, models and demonstration resources including our drugs box and sexual health box; and games to develop young womens communication, listening and teamwork skills, providing young women with the tools they need to ensure a safer and brighter future.

- Empower: Bright Futures have continued to provide young women and girls with greater opportunities to be empowered to develop their knowledge and confidence to support others; training peer supporters and empowering young women to work together. For example, continuing to develop and deliver our Mini Ambassadors Programme which works with girls aged 4-11 as well as delivering Peer Education and Mentoring Programmes. An important element of our work in empowering young women and girls to have the confidence to stand up and have their voices heard within their communities and at a wider level including regionally and nationally is the continuing development and delivery of our Girls Standing Up Project. This project has been designed and delivered alongside all of the young women and girls we work with and

supports their empowerment in planning and delivering projects around issues that are most important to them, this project continues to grow and reach more and more new young women within their communities and has also continued to adapt as well as adapt and change. The GSU project was initially designed to tackle violence against women and girls. However, through consultation with young women taking part and listening to their needs and issues affecting them this has developed significantly, reflecting the ongoing and changing realities of issues affecting young women within their communities and their day to day lives. This has included body confidence, emotional and mental health, period poverty and dignity. Shifting the objectives demonstrates the ethos of the GSU project being young person led, promoting female empowerment and confidence.

As discussed, our Fearless Female Ambassadors have tackled the issue of both period poverty in their community and school toilet access for young women. They have utilised leadership skills to raise the issue with Senior Leaders in their own schools discussing their thoughts and feelings about the issue and understanding the issue from the perspective of the school. The young women have taken the lead on developing a period pass scheme which they negotiated to trial in one secondary school and evaluated its success alongside the school. The young women have promoted the campaign to their peers, in the local media, on social media and by lobbying our local Councillors.

The Fearless Female Ambassadors also recognised the importance of educating male peers about sexism. They developed an award-winning project called 'Are U Sexist' which saw them create educational cards describing sexism and sexist behaviours and offering examples as alternatives. The young women distributed these to young males in their school during break times and explaining the project to the males and the importance of it to them as young women ensuring they recognised their passion. They further distributed them throughout the community in pharmacy's, sexual health clinics, A&E departments, community centres and leisure centres.

The Fearless Female Ambassadors recognised the ongoing harmful impacts of beauty standards on young womens mental health. This prompted their production of a range of projects highlighting the impact of unrealistic body standards, aimed at empowering other young women through innovative resources to promote body positivity as well as celebrating womens different body shapes. The young women reported that they felt empowered during the process of research and delivery of this project.

- Influence: Bright Futures works to influence alongside; and for young women; with a range of partners; including statutory services; local charities and the Government; providing expert advice to influence and raise awareness of the issues faced by today's young women. We are passionate about sharing our learning and outcomes with our peers within the women and girls' sector and with policy makers by continuing to provide quality evidence of what works in empowering women and girls. We understand the

importance of evaluating our project so that we can be confident that we are making a difference in the lives of our beneficiaries but also to identify any opportunities for improvement.

Financial Review

Our main source of income this year has been grant funds which totalled £407,718, of which, £396,999 was restricted. Spending on charitable activities and generating funds was 94% of total expenditure for 2023, this highlights our commitment to utilising the income to where it is most beneficial to our aims and objectives.

At the year end Bright Futures had £474,490 cash and cash equivalents with a split of £140,719 unrestricted and £ 334,251 restricted. The amounts held will allow Bright Futures to continue providing their vital services for several months if all funding comes to a standstill.

The coming year will see Bright Futures build on the work that we have already successfully delivered in improving young women's health and wellbeing, providing them with a brighter future. The aim of this work is to increase the reach of Bright Futures.

Declaration

The trustees have complied with the duty imposed by section 17(5) of the Charities Act 2011 to have due regard to the guidance published by the Charity Commission in respect of public benefit.

Signed on behalf of the trustees: J Welsh

Full name: Joyce Welsh

Position: Management Committee Chair

Date: 20th December 2023

BRIGHT FUTURES NE

England & Wales - Charity number 1157578

Accounts

Trustees Annual Report for the Period April 2021 to March 2022

Reference and Administration Details

Charity Name: Bright Futures NE

Registered Charity Number: 1157578

Charities Principal Address: Community Hub
459 John Williamson Street
South Shields
Tyne and Wear
NE33 5HP

Name of the charity trustees who manage the charity

Name	Office	Dates acted if not for whole year
Joyce Welsh	Chair	
Stuart Mickle	Treasurer	
Erin Price	Vice Chair	
Andrew Moore	Secretary	
William Thompson	Member	

Structure, Governance and Management

Description of the charity's trusts

Type of governing documents: Constitution adopted 01/10/14.

Trustee selection method: Trustees are appointed or reappointed annually at the Annual General Meeting held in April.

Objectives and Activities

The objects of the organisation are to act as a resource for young women aged up to 25 living in Tyne and Wear by providing advice and assistance and organising programmes of physical, educational and other activities, in particular but not exclusively to address issues concerned with alcohol and substance misuse and sexual health as a means of:

(a) advancing in life and helping young people by developing their skills, capacities and capabilities to enable them to participate in society as independent, mature and responsible individuals;

(b) advancing education;

(c) providing recreational and leisure time activity in the interests of social welfare for people living in the area of benefit who have need by their youth, age, infirmity or disability, poverty or social and economic circumstances with a view to improving the conditions of life of such persons.

Achievement and Performance

During the course of this financial year Bright Futures services have continued to be significantly impacted by the Covid-19 pandemic. In line with Government guidelines, we have been required to continually adjust our work throughout the periods of lockdowns and in adherence to social distancing measures. These continued adjustments had a significant impact in the way we have been able to provide support and services to those most vulnerable young women and girls within our communities. However, the significant implications that Covid-19 was having upon the young women that we support challenged us to quickly adapt and change our delivery in order to continue to provide our support services, this included the delivery of activities online, delivering additional projects including food and activity packs, continuing to pilot new ways of involving young people in our services for example virtual fitness sessions, group activities and social action projects. We have continued to develop a wide range of projects alongside the young women we support allowing us to engage them further in positive, social and educational activities aimed at increasing their personal and social development as well as increasing our reach to support further young women in the services Bright Futures deliver.

Bright Futures have continued to develop and deliver a range of programmes with a wide range of outcomes including our bespoke prevention and education programmes, social action and community projects, young mums and mums to be groups and intensive support programme, volunteering projects and detached youth work. We have continued to recruit and support volunteers to work with us in a variety of ways including face to face work with young women, the planning of positive social activities and administration tasks. Our volunteers come from a variety of backgrounds and many have approached the organisation to volunteer as they have often themselves benefited from the work of Bright Futures and would like to give something back.

All young people are encouraged to play an integral part in the planning and development of Bright Futures activities. We continue to consult with children, young people, parents/carers, staff and board members regularly through group forums and meetings, feedback and surveys. This consultation has helped to shape the new ways we have delivered our services over the course of the pandemic and will continue to influence our delivery moving forward.

Bright Futures continue to work strategically and use our learning and experiences to influence policy and practice to tackle the disadvantages, injustices and inequalities facing young women, providing them with a platform to use their voices to drive long term change. Over the last 10 years Bright Futures have forged significant relationships with key strategic partners including local and national government, social care services, local authorities, police, researchers and alliances to share its own findings and good practice to create a long-term fairer future for young women

effected by a range of issues and inequalities. We have continued to develop and build on these relationships over the last year, particularly to raise awareness of the significant impact the Covid-19 pandemic has had on the young women and their families that we support.

Please see a brief summary of the projects we have delivered below, as discussed, they have continued to be delivered through a variety of ways in response to government guidelines throughout the year including face to face delivery, online activities and support alongside physical resources and activity packs which we have delivered to young women and girls homes and support services and education via Zoom and telephone.

Sexual Exploitation

Bright Futures have continued to deliver a range of interventions aimed at preventing and addressing child sexual exploitation across Tyne and Wear. We have continued to deliver education sessions, school assemblies, street based outreach work, parents and carers support and one to one support to young women.

We continue to see an increase in the numbers of referrals that we receive for a range of support and since the start of the pandemic we have continued to see an increase of referrals for young women who have been affected by issues relating to child sexual exploitation. Including those for younger children too. We know that our role within the community continues to play a key role in supporting young women at the earliest opportunity and ensuring action is taken to prevent, protect and safeguard.

Social Action Programmes

We have continued to work alongside groups of young women in developing social action projects which tackle and raise awareness of issues which they feel are important to them within their communities and as young women.

These projects reflect all of the #iwill 6 principles which define great social action:

Reflective- We recognise the valuable contribution that young people do and can make to the communities in which they live and actively involve young women in the planning, delivery and evaluation of this project in order to identify success and also learn and improve. Regular consultation takes place ensuring we continue to meet the needs of the young women involved and also to ensure that young people are aware of the wider social impact of their activities.

Challenging - These projects develop the ambitions of young women involved. We engage young women in accessible and enjoyable weekly activities within their communities and utilise their engagement in these activities to inspire them to become further involved in other social action projects.

Youth-Led – All social action projects project are developed by our young women and actively encourage more young women to continue to be involved in the planning, delivery and monitoring ensuring it addresses and tackles issues that are important to them.

Progressive - The young women engaged are supported to access our other programmes which meet their needs including our Employment Project, Young Mums Groups as well as accessing other volunteering opportunities.

Embedded - We continue to ensure that social action becomes embedded into the lives of those we engage with by providing weekly activities ensuring attendance becomes a habit and social action is integrated into their consciousness now and in the future.

Our social action programmes have continued to go from strength to strength throughout this year with young people developing large numbers of social action projects within their communities. Examples include our new Girls Standing Up programme empowering young women to stand up and raise awareness across their communities in tackling issues relating to Violence Against Women and Girls.

Health and Wellbeing

Bright Futures have continued to deliver a range of services aimed at improving the health and wellbeing of young women, we know that South Tyneside continues to be within the worst 10% of local authority areas in the Index of Multiple Deprivation Health and Disability which measures the risk of premature death and the impairment of quality of life through poor physical or mental health. Our services continue to encourage young women to take more care of their mental, emotional and physical health including weekly fitness sessions, healthy cooking classes and our issue based work around a range of health issues including self-care, period poverty, sexual health and substance misuse.

Mini Ambassadors

The 'Mini Ambassador Programme' has continued to be delivered to children up to the age of 11 in the Cleadon Park area of South Tyneside. Over the last year the project has engaged 93 children in a range of projects giving them better physical and emotional health, new skills and opportunities to have fun.

Although our service delivery has been impacted by the Covid-19 pandemic at times we continued to adapt and respond utilising a range of ways of working and have continued to deliver a range of intergenerational, environmental, health and community projects including multi-cultural activities, seasonal projects and activities, poetry and arts projects, cooking, science, relaxation and wellbeing techniques.

We have continued to provide a wide range of educational opportunities for children around a range of life skills impacting upon their safety, health and wellbeing including hygiene, obesity, bullying, online and e-safety, healthy relationships, anti-social behaviour and crime.

We have continued to provide opportunities for older young women to become Peer Leaders. They have continued to be instrumental in supporting the development and delivery of activities, engaging with younger children and being positive role models.

Increasing their own self-esteem and confidence and gaining practical skills and experience to move forward in further education, training and employment.

This project has continued to have an impact on community cohesion helping to create safer and stronger communities with more active and healthy citizens working together to overcome local problems breaking down barriers between generations.

Young Mums and Mums to Be Groups

Bright Futures have continued to develop and deliver our two Young Mum and Mums to Be Groups which have been established for the last 9 years across two highly deprived areas of South Tyneside; West Harton, where it is estimated that 45% of children are living in poverty; and Jarrow, where it's estimated that 47% of children are living in poverty. Groups are delivered weekly in local Children's Centres and were open to all young women aged 14-25 and their children. The groups engage both mums and their children who suffer multiple disadvantages including poverty and deprivation, feelings of depression and isolation, poor health and wellbeing which all impact upon their ability to meet their own and their children's day to day needs and provide practical support to young mums around housing, benefits, budgeting, employment, domestic abuse and mental health as well as providing support specific to the needs of their children including healthy cooking, first aid and parenting skills.

Due to Covid-19 young mums and their children have continued to be extremely isolated, often residing in small single person accommodation with very little outside space and struggling more than ever with feelings of isolations and increasing mental health concerns. We have continued our support for these young mums and their children through this difficult situation by providing a range of adapted and flexible projects including:

- Increased intensive support on a daily basis through telephone and Zoom contact and the facilitation of group sessions providing an opportunity for the mums to share their experiences and support each other to reduce their feelings of isolation.
- The provision of essential emergency supplies to those young mums and their children who are most disadvantaged and in need, these have included weekly food parcels, supermarket e-vouchers, toiletries, baby formula and nappies.
- Developed a monitored WhatsApp group, working with our Young Mum Mentors to ensure it remains a safe place out of hours. The activity on group extremely active everyday with over 80 young mums in the group. Discussion is varied from relationships, parenting issues, arts and craft ideas and sharing food recipes.
- Delivered well-being parcels. including crafts, baking, well-being packs and mindfulness activities.
- Supported those young mums most in need by applying for funding to purchase items including beds, carpets and. help with household bills.
- Employment support, leading to paid employment.
- A range of training opportunities including first aid, food safety, health and safety, health and social, safeguarding, these range from certificates to level 2 qualifications.
- Collection and delivery of essential items – working with partner organisations including foodbanks our staff have been able to source items for the mums during lockdown.

- Partnership work with other agencies including national research with AGENDA, Young Women's Trust, BBC Tiny Happy People, BBC Look North and local media.
- Support with statutory meetings – staff supported mums during safeguarding conferences and meetings, providing support and reports, before, during and after.
- Confidence and self-esteem building activities, to break the monotony and isolation during lockdown staff organised fun games for the group to join in with, both via zoom and through WhatsApp.
- Face to face meet ups when allowed, including one to ones in public buildings and small group work in parks.
- Weekly group sessions in Covid secure venues – we were able to privately hire a gymnastics venue for the mums to meet up safely.
- Domestic violence support, as an ongoing part of our support we offer healthy relationships education and signpost the most vulnerable mums to other organisations where necessary.
- Seasonal events throughout the year delivered in the community when able to meet face to face and online activities events alongside the delivery of practical activities including arts and crafts.

Bright Futures quick adaptation in its service delivery has continued to provide many positive outcomes throughout this period.

Employment, Education and Training Support Project

Bright Futures have continued to develop its Employment, Education and Training Support Project and in the last year we have developed and delivered more intensive employment support programme. Through our experience of delivering employment support to young women we know that there are root causes to many young women's unemployment which include low self-esteem, mental health issues, substance misuse, homelessness, exploitation, trafficking, criminal records, previous low educational attainment and being young mums to address this we have continued to develop and deliver programmes which allows us to be able to provide a more intensive support to address these issues.

Financial Review

Our main source of income this year has been grant funds which totalled £350,984, of which, £349,494 was restricted. Spending on charitable activities and generating funds was 97.9% of total expenditure for 2022, this highlights our commitment to utilising the income to where it is most beneficial to our aims and objectives.

At the year end Bright Futures had £503,811 cash and cash equivalents with a split of £130,000 unrestricted and £373,811 restricted. The amounts held will allow Bright Futures to continue providing their vital services for several months if all funding comes to a standstill (an unlikely prospect, nevertheless, one that needs to be planned for given the current circumstances with the Coronavirus).

The coming year will see Bright Futures build on the work that we have already successfully delivered in improving young women's health and wellbeing, providing them with a brighter future. The aim of this work is to increase the reach of Bright Futures.

Declaration

The trustees have complied with the duty imposed by section 17(5) of the Charities Act 2011 to have due regard to the guidance published by the Charity Commission in respect of public benefit.

Signed on behalf of the trustees: J Welsh

Full name: Joyce Welsh

Position: Management Committee Chair

Date: 20th December 2022



Bright Futures NE		Charity No (if any)	1157578
Annual accounts for the period			
Period start date	01/04/2021	To	Period end date 31/03/2022

Section A Statement of financial activities


Recommended categories by activity	Guidance Note	Unrestricted funds £ F01	Restricted income funds £ F02	Endowment funds £ F03	Total funds £ F04	Prior year funds £ F05
Incoming resources (Note 3)						
Income and endowments from:						
Donations and legacies	S01	-	-	-	-	-
Charitable activities	S02	1,490	349,494	-	350,984	438,378
Other trading activities	S03	-	-	-	-	-
Investments	S04	-	-	-	-	-
Separate material item of income	S05	-	2,748	-	2,748	-
Other	S06	-	-	-	-	1
Total	S07	1,490	352,242	-	353,732	438,379
Resources expended (Note 6)						
Expenditure on:						
Raising funds	S08	-	55,824	-	55,824	51,295
Charitable activities	S09	-	287,924	-	287,924	203,677
Separate material item of expense	S10	1,490	-	-	1,490	1,390
Other	S11	-	23,372	-	23,372	19,214
Total	S12	1,490	367,120	-	368,610	275,576
Net income/(expenditure) before investment gains/(losses)						
	S13	-	- 14,878	-	- 14,878	162,803
Net gains/(losses) on investments	S14	-	-	-	-	-
Net income/(expenditure) Extraordinary items	S15	-	- 14,878	-	- 14,878	162,803
Transfers between funds	S16	-	-	-	-	-
Other recognised gains/(losses):	S17	-	-	-	-	-
Gains and losses on revaluation of fixed assets for the charity's own use	S18	-	-	-	-	-
Other gains/(losses)	S19	-	-	-	-	-
Net movement in funds	S20	-	- 14,878	-	- 14,878	162,803
Reconciliation of funds:						
Total funds brought forward	S21	130,000	385,217	-	515,217	352,414
Total funds carried forward	S22	130,000	370,339	-	500,339	515,217

Section B

Balance sheet

		Guidance Notes	Unrestricted funds £ F01	Restricted income funds £ F02	Endowment funds £ F03	Total this year £ F04	Total last year £ F05
Fixed assets							
Intangible assets	(Note 15)	B01	-	-	-	-	-
Tangible assets	(Note 14)	B02	-	9,673	-	9,673	3,065
Heritage assets	(Note 16)	B03	-	-	-	-	-
Investments	(Note 17)	B04	-	-	-	-	-
Total fixed assets		B05	-	9,673	-	9,673	3,065
Current assets							
Stocks	(Note 18)	B06	-	-	-	-	-
Debtors	(Note 19)	B07	-	-	-	-	-
Investments	(Note 17.4)	B08	-	-	-	-	-
Cash at bank and in hand	(Note 24)	B09	130,000	373,811	-	503,811	520,752
Total current assets		B10	130,000	373,811	-	503,811	520,752
Creditors: amounts falling due within one year	(Note 20)	B11	-	13,145	-	13,145	8,600
Net current assets/(liabilities)		B12	130,000	360,666	-	490,666	512,152
Total assets less current liabilities		B13	130,000	370,339	-	500,339	515,217
Creditors: amounts falling due after one year	(Note 20)	B14	-	-	-	-	-
Provisions for liabilities		B15	-	-	-	-	-
Total net assets or liabilities		B16	130,000	370,339	-	500,339	515,217
Funds of the Charity							
Endowment funds	(Note 27)	B17	-	-	-	-	-
Restricted income funds	(Note 27)	B18	-	370,339	-	370,339	385,217
Unrestricted funds		B19	130,000	-	-	130,000	130,000
Revaluation reserve		B20	-	-	-	-	-
Total funds		B21	130,000	370,339	-	500,339	515,217

Signed by one or two trustees on behalf of all the trustees

Signature	Print Name	Date of approval dd/mm/yyyy
	Joyce Welsh	11/01/2023

Section C Notes to the accounts

Note 1 Basis of preparation

This section should be completed by all charities.

1.1 Basis of accounting

These accounts have been prepared under the historical cost convention with items recognised at cost or transaction value unless otherwise stated in the relevant note(s) to these accounts.

The accounts have been prepared in accordance with:

- and with*

✓

 the Statement of Recommended Practice: Accounting and Reporting by Charities preparing their accounts in accordance with the Financial Reporting Standard applicable in the UK and Republic of Ireland (FRS 102) issued on 16 July 2014
- and with*

✓

 the Financial Reporting Standard applicable in the United Kingdom and Republic of Ireland (FRS 102)
- and with the Charities Act 2011.

The charity constitutes a public benefit entity as defined by FRS 102.*

* -Tick as appropriate

1.2 Going concern

If there are material uncertainties related to events or conditions that cast significant doubt on the charity's ability to continue as a going concern, please provide the following details or state "Not applicable", if appropriate:

An explanation as to those factors that support the conclusion that the charity is a going concern;

The cash reserves held are significant enough to cover operation cost for over 1 year, even if funding dropped to zero.

Disclosure of any uncertainties that make the going concern assumption doubtful;

Not applicable

Where accounts are not prepared on a going concern basis, please disclose this fact together with the basis on which the trustees prepared the accounts and the reason why the charity is not regarded as a going concern.

Not applicable

1.3 Change of accounting policy

The accounts present a true and fair view and the accounting policies adopted are those outlined in note { 2 }.

Yes*	<input checked="" type="checkbox"/>	* -Tick as appropriate
No*	<input checked="" type="checkbox"/>	

Please disclose:

(i) the nature of the change in accounting policy;	Not applicable
(ii) the reasons why applying the new accounting policy provides more reliable and more relevant information; and	Not applicable
(iii) the amount of the adjustment for each line affected in the current period, each prior period presented and the aggregate amount of the adjustment relating to periods before those presented, 3.44 FRS 102 SORP.	Not applicable

1.4 Changes to accounting estimates

No changes to accounting estimates have occurred in the reporting period (3.46 FRS 102 SORP).

Yes*	<input checked="" type="checkbox"/>	* -Tick as appropriate
No*	<input checked="" type="checkbox"/>	

Please disclose:

(i) the nature of any changes;	Not applicable
(ii) the effect of the change on income and expense or assets and liabilities for the current period; and	Not applicable
(iii) where practicable, the effect of the change in one or more future periods.	Not applicable

1.5 Material prior year errors

No material prior year error have been identified in the reporting period (3.47 FRS 102 SORP).

Yes*	<input checked="" type="checkbox"/>	* -Tick as appropriate
No*	<input checked="" type="checkbox"/>	

Please disclose:

(i) the nature of the prior period error;	Not applicable
(ii) for each prior period presented in the accounts, the amount of the correction for each account line item affected; and	Not applicable
(iii) the amount of the correction at the beginning of the earliest prior period presented in the accounts.	Not applicable

Note 2 Accounting policies

Please complete this note when first reporting under FRS2102. Section 35 of FRS102, requires 3 reconciliations to be presented, if all are applicable.

2.1 RECONCILIATION WITH PREVIOUS GENERALLY ACCEPTED ACCOUNTING PRACTICE

Please provide a description of the nature of each change in accounting policy

--

Reconciliation of funds per previous GAAP to funds determined under FRS 102

	Start of period £	End of period £
Fund balances as previously stated		
<i>Adjustments:</i>		

Fund balance as restated _____

Reconciliation of net income/(net expenditure) per previous GAAP to net income/(net expenditure) under FRS 102

	End of £
Net income/(expenditure) as previously stated	
<i>Adjustments:</i>	

Previous period net income/(expenditure) as restated _____

Note 2 Accounting policies

2.2 INCOME

This standard list of accounting policies has been applied by the charity except for those ticked "No" or "N/a". Where a different or additional policy has been adopted then this is detailed in the box below.

Recognition of income	These are included in the Statement of Financial Activities (SoFA) when: <ul style="list-style-type: none"> the charity becomes entitled to the resources; it is more likely than not that the trustees will receive the resources; and the monetary value can be measured with sufficient reliability. 	Yes	No	N/a
		<input checked="" type="checkbox"/>	<input checked="" type="checkbox"/>	<input checked="" type="checkbox"/>
Offsetting	There has been no offsetting of assets and liabilities, or income and expenses, unless required or permitted by the FRS 102 SORP or FRS 102.	Yes	No	N/a
		<input checked="" type="checkbox"/>	<input checked="" type="checkbox"/>	<input checked="" type="checkbox"/>
Grants and donations	Grants and donations are only included in the SoFA when the general income recognition criteria are met (5.10 to 5.12 FRS102 SORP).	Yes	No	N/a
		<input checked="" type="checkbox"/>	<input checked="" type="checkbox"/>	<input checked="" type="checkbox"/>
Legacies	In the case of performance related grants, income must only be recognised to the extent that the charity has provided the specified goods or services as entitlement to the grant only occurs when the performance related conditions are met (5.16 FRS 102 SORP). Legacies are included in the SOFA when receipt is probable, that is, when there has been grant of probate, the executors have established that there are sufficient assets in the estate and any conditions attached to the legacy are either within the control of the charity or have been met.	Yes	No	N/a
		<input checked="" type="checkbox"/>	<input checked="" type="checkbox"/>	<input checked="" type="checkbox"/>
Government grants	The charity has received government grants in the reporting period	Yes	No	N/a
		<input checked="" type="checkbox"/>	<input checked="" type="checkbox"/>	<input checked="" type="checkbox"/>
Tax reclaims on donations and gifts	Gift Aid receivable is included in income when there is a valid declaration from the donor. Any Gift Aid amount recovered on a donation is considered to be part of that gift and is treated as an addition to the same fund as the initial donation unless the donor or the terms of the appeal have specified otherwise.	Yes	No	N/a
		<input checked="" type="checkbox"/>	<input checked="" type="checkbox"/>	<input checked="" type="checkbox"/>
Contractual income and performance related grants	This is only included in the SoFA once the charity has provided the related goods or services or met the performance related conditions.	Yes	No	N/a
		<input checked="" type="checkbox"/>	<input checked="" type="checkbox"/>	<input checked="" type="checkbox"/>
Donated goods	Donated goods are measured at fair value (the amount for which the asset could be exchanged) unless impractical to do so.	Yes	No	N/a
		<input checked="" type="checkbox"/>	<input checked="" type="checkbox"/>	<input checked="" type="checkbox"/>
	The cost of any stock of goods donated for distribution to beneficiaries is deemed to be the fair value of those gifts at the time of their receipt and they are recognised on receipt. In the reporting period in which the stocks are distributed, they are recognised as an expense at the carrying amount of the stocks at distribution.	Yes	No	N/a
		<input checked="" type="checkbox"/>	<input checked="" type="checkbox"/>	<input checked="" type="checkbox"/>
	Donated goods for resale are measured at fair value on initial recognition, which is the expected proceeds from sale less the expected costs of sale, and recognised in 'Income from other trading activities' with the corresponding stock recognised in the balance sheet. On its sale the value of stock is charged against 'Income from other trading activities' and the proceeds from sale are also recognised as 'Income from other trading activities'.	Yes	No	N/a
		<input checked="" type="checkbox"/>	<input checked="" type="checkbox"/>	<input checked="" type="checkbox"/>
	Goods donated for on-going use by the charity are recognised as tangible fixed assets and included in the SoFA as incoming resources when receivable.	Yes	No	N/a
		<input checked="" type="checkbox"/>	<input checked="" type="checkbox"/>	<input checked="" type="checkbox"/>
	Gifts in kind for use by the charity are included in the SoFA as income from donations when receivable.	Yes	No	N/a
		<input checked="" type="checkbox"/>	<input checked="" type="checkbox"/>	<input checked="" type="checkbox"/>
Donated services and facilities	Donated services and facilities are included in the SOFA when received at the value of the gift to the charity provided the value of the gift can be measured reliably.	Yes	No	N/a
		<input checked="" type="checkbox"/>	<input checked="" type="checkbox"/>	<input checked="" type="checkbox"/>
	Donated services and facilities that are consumed immediately are recognised as income with an equivalent amount recognised as an expense under the appropriate heading in the SOFA.	Yes	No	N/a
		<input checked="" type="checkbox"/>	<input checked="" type="checkbox"/>	<input checked="" type="checkbox"/>
Support costs	The charity has incurred expenditure on support costs.	Yes	No	N/a
		<input checked="" type="checkbox"/>	<input checked="" type="checkbox"/>	<input checked="" type="checkbox"/>
Volunteer help	The value of any voluntary help received is not included in the accounts but is described in the trustees' annual report.	Yes	No	N/a
		<input checked="" type="checkbox"/>	<input checked="" type="checkbox"/>	<input checked="" type="checkbox"/>
Income from interest, royalties and dividends	This is included in the accounts when receipt is probable and the amount receivable can be measured reliably.	Yes	No	N/a
		<input checked="" type="checkbox"/>	<input checked="" type="checkbox"/>	<input checked="" type="checkbox"/>
Income from membership subscriptions	Membership subscriptions received in the nature of a gift are recognised in Donations and Legacies.	Yes	No	N/a
		<input checked="" type="checkbox"/>	<input checked="" type="checkbox"/>	<input checked="" type="checkbox"/>
	Membership subscriptions which gives a member the right to buy services or other benefits are recognised as income earned from the provision of goods and services as income from charitable activities.	Yes	No	N/a
		<input checked="" type="checkbox"/>	<input checked="" type="checkbox"/>	<input checked="" type="checkbox"/>
Settlement of insurance claims	Insurance claims are only included in the SoFA when the general income recognition criteria are met (5.10 to 5.12 FRS102 SORP) and are included as an item of other income in the SoFA.	Yes	No	N/a
		<input checked="" type="checkbox"/>	<input checked="" type="checkbox"/>	<input checked="" type="checkbox"/>

Investment gains and losses	This includes any realised or unrealised gains or losses on the sale of investments and any gain or loss resulting from revaluing investments to market value at the end of the year.	Yes	No	N/a
		<input checked="" type="checkbox"/>	<input checked="" type="checkbox"/>	<input checked="" type="checkbox"/>

2.3 EXPENDITURE AND LIABILITIES

Liability recognition	Liabilities are recognised where it is more likely than not that there is a legal or constructive obligation committing the charity to pay out resources and the amount of the obligation can be measured with reasonable certainty.	Yes	No	N/a
		<input checked="" type="checkbox"/>	<input checked="" type="checkbox"/>	<input checked="" type="checkbox"/>

Governance and support costs	Support costs have been allocated between governance costs and other support. Governance costs comprise all costs involving public accountability of the charity and its compliance with regulation and good practice.	Yes	No	N/a
		<input checked="" type="checkbox"/>	<input checked="" type="checkbox"/>	<input checked="" type="checkbox"/>

	Support costs include central functions and have been allocated to activity cost categories on a basis consistent with the use of resources, eg allocating property costs by floor areas, or per capita, staff costs by the time spent and other costs by their usage.	Yes	No	N/a
		<input checked="" type="checkbox"/>	<input checked="" type="checkbox"/>	<input checked="" type="checkbox"/>

Grants with performance conditions	Where the charity gives a grant with conditions for its payment being a specific level of service or output to be provided, such grants are only recognised in the SoFA once the recipient of the grant has provided the specified service or output.	Yes	No	N/a
		<input checked="" type="checkbox"/>	<input checked="" type="checkbox"/>	<input checked="" type="checkbox"/>

Grants payable without performance conditions	Where there are no conditions attaching to the grant that enables the donor charity to realistically avoid the commitment, a liability for the full funding obligation must be recognised.	Yes	No	N/a
		<input checked="" type="checkbox"/>	<input checked="" type="checkbox"/>	<input checked="" type="checkbox"/>

Redundancy cost	The charity made no redundancy payments during the reporting period.	Yes	No	N/a
		<input checked="" type="checkbox"/>	<input checked="" type="checkbox"/>	<input checked="" type="checkbox"/>

Deferred income	No material item of deferred income has been included in the accounts.	Yes	No	N/a
		<input checked="" type="checkbox"/>	<input checked="" type="checkbox"/>	<input checked="" type="checkbox"/>

Creditors	The charity has creditors which are measured at settlement amounts less any trade discounts	Yes	No	N/a
		<input checked="" type="checkbox"/>	<input checked="" type="checkbox"/>	<input checked="" type="checkbox"/>

Provisions for liabilities	A liability is measured on recognition at its historical cost and then subsequently measured at the best estimate of the amount required to settle the obligation at the reporting date	Yes	No	N/a
		<input checked="" type="checkbox"/>	<input checked="" type="checkbox"/>	<input checked="" type="checkbox"/>

Basic financial instruments	The charity accounts for basic financial instruments on initial recognition as per paragraph 11.7 FRS102 SORP. Subsequent measurement is as per paragraphs 11.17 to 11.19, FRS102 SORP.	Yes	No	N/a
		<input checked="" type="checkbox"/>	<input checked="" type="checkbox"/>	<input checked="" type="checkbox"/>

2.4 ASSETS

Tangible fixed assets for use by charity	These are capitalised if they can be used for more than one year, and cost at least £500	Yes	No	N/a
	They are valued at cost.	<input checked="" type="checkbox"/>	<input checked="" type="checkbox"/>	<input checked="" type="checkbox"/>

	The depreciation rates and methods used are disclosed in note 9.2.	<input checked="" type="checkbox"/>	<input checked="" type="checkbox"/>	<input checked="" type="checkbox"/>
--	--	-------------------------------------	-------------------------------------	-------------------------------------

Intangible fixed assets	The charity has intangible fixed assets, that is, non-monetary assets that do not have physical substance but are identifiable and are controlled by the charity through custody or legal rights. The amortisation rates and methods used are disclosed in note 9.5	Yes	No	N/a
		<input checked="" type="checkbox"/>	<input checked="" type="checkbox"/>	<input checked="" type="checkbox"/>

	They are valued at cost.	<input checked="" type="checkbox"/>	<input checked="" type="checkbox"/>	<input checked="" type="checkbox"/>
--	--------------------------	-------------------------------------	-------------------------------------	-------------------------------------

Heritage assets	The charity has heritage assets, that is, non-monetary assets with historic, artistic, scientific, technological, geophysical or environmental qualities that are held and maintained principally for their contribution to knowledge and culture. The depreciation rates and methods used as disclosed in note 9.6.1.4.	Yes	No	N/a
		<input checked="" type="checkbox"/>	<input checked="" type="checkbox"/>	<input checked="" type="checkbox"/>

	They are valued at cost.	<input checked="" type="checkbox"/>	<input checked="" type="checkbox"/>	<input checked="" type="checkbox"/>
--	--------------------------	-------------------------------------	-------------------------------------	-------------------------------------

Investments	Fixed asset investments in quoted shares, traded bonds and similar investments are valued at initially at cost and subsequently at fair value (their market value) at the year end. The same treatment is applied to unlisted investments unless fair value cannot be measured reliably in which case it is measured at cost less impairment.	Yes	No	N/a
		<input checked="" type="checkbox"/>	<input checked="" type="checkbox"/>	<input checked="" type="checkbox"/>

	Investments held for resale or pending their sale and cash and cash equivalents with a maturity date of less than 1 year are treated as current asset investments	Yes	No	N/a
		<input checked="" type="checkbox"/>	<input checked="" type="checkbox"/>	<input checked="" type="checkbox"/>

Stocks and work in progress	Stocks held for sale as part of non-charitable trade are measured at the lower or cost or net realisable value.	Yes	No	N/a
		<input checked="" type="checkbox"/>	<input checked="" type="checkbox"/>	<input checked="" type="checkbox"/>

	Goods or services provided as part of a charitable activity are measured at net realisable value based on the service potential provided by items of stock.	Yes	No	N/a
		<input checked="" type="checkbox"/>	<input checked="" type="checkbox"/>	<input checked="" type="checkbox"/>

	Work in progress is valued at cost less any foreseeable loss that is likely to occur on the contract.	Yes	No	N/a
		<input checked="" type="checkbox"/>	<input checked="" type="checkbox"/>	<input checked="" type="checkbox"/>

Debtors	Debtors (including trade debtors and loans receivable) are measured on initial recognition at settlement amount after any trade discounts or amount advanced by the charity. Subsequently, they are measured at the cash or other consideration expected to be received.	Yes	No	N/a
		<input checked="" type="checkbox"/>	<input checked="" type="checkbox"/>	<input checked="" type="checkbox"/>

Current asset investments	The charity has investments which it holds for resale or pending their sale and cash and cash equivalents with a maturity date less than one year. These include cash on deposit and cash equivalents with a maturity date of less than one year held for investment purposes rather than to meet short term cash commitments as they fall due.	Yes	No	N/a
		<input checked="" type="checkbox"/>	<input checked="" type="checkbox"/>	<input checked="" type="checkbox"/>

Yes No N/a

They are valued at fair value except where they qualify as basic financial instruments.

✓	✓	✓
---	---	---

**POLICIES ADOPTED
ADDITIONAL TO OR
DIFFERENT FROM
THOSE ABOVE**

--

Note 3 Analysis of income

Analysis		Unrestricted	Restricted	Endowment	Total funds	Prior year
		funds	income funds	funds	£	£
Donations and legacies:	Donations and gifts	-	-	-	-	-
	Gift Aid	-	-	-	-	-
	Legacies	-	-	-	-	-
	General grants provided by government/other charities	1,490	349,494	-	350,984	438,378
	Membership subscriptions and sponsorships which are in substance donations	-	-	-	-	-
	Donated goods, facilities and services	-	-	-	-	-
	Other	-	2,748	-	2,748	-
Total	1,490	352,242	-	353,732	438,378	
Charitable activities:		-	-	-	-	-
		-	-	-	-	-
		-	-	-	-	-
	Other	-	-	-	-	-
Total	-	-	-	-	-	
Other trading activities:		-	-	-	-	-
		-	-	-	-	-
		-	-	-	-	-
	Other	-	-	-	-	-
Total	-	-	-	-	-	
Income from investments:	Interest income	-	-	-	-	1
	Dividend income	-	-	-	-	-
	Rental and leasing income	-	-	-	-	-
	Other	-	-	-	-	-
Total	-	-	-	-	1	
Separate material item of income:		-	-	-	-	-
		-	-	-	-	-
		-	-	-	-	-
	Other	-	-	-	-	-
Total	-	-	-	-	-	
Other:	Conversion of endowment funds into income	-	-	-	-	-
	Gain on disposal of a tangible fixed asset held for charity's own use	-	-	-	-	-
	Gain on disposal of a programme related investment	-	-	-	-	-
	Royalties from the exploitation of intellectual property rights	-	-	-	-	-
	Other	-	-	-	-	-
Total	-	-	-	-	-	
TOTAL INCOME	1,490	352,242	-	353,732	438,379	

Other information:

All income in the prior year was unrestricted except for:
(please provide description and amounts)

£385,217 was restricted. Made up of all grants bar a few small grants which were unrestricted. See note 27.2 for further detail.

Where any endowment fund is converted into income in the reporting period, please give the reason for the conversion.

Not applicable

Where any endowment fund is converted into income in the prior period, please give the reason for the conversion.

Not applicable

Within the income items above the following items are material: (please disclose the nature, amount and any prior year amounts)

Note 4 Analysis of receipts of government grants

	Description	This year £
Government grant 1	HMRC - JRS	2,748
Government grant 2		-
Government grant 3		-
Other		-
	Total	2,748

	Description	Last year £
Government grant 1		-
Government grant 2		-
Government grant 3		-
Other		-
	Total	-

	This year	Last year
<i>Please provide details of any unfulfilled conditions and other contingencies attaching to grants that have been recognised in income.</i>		

	This year	Last year
<i>Please give details of other forms of government assistance from which the charity has directly benefited.</i>		

Note 5 Donated goods, facilities and services

	This year £	Last year £
Seconded staff	-	-
Use of property	-	-
Other	-	-

	This year	Last year
Please provide details of the accounting policy for the recognition and valuation of donated goods, facilities and services.		
Please provide details of any unfulfilled conditions and other contingencies attaching to resources from donated goods and services not recognised in income.		
Please give details of other forms of other donated goods and services not recognised in the accounts, eg contribution of unpaid volunteers.		

Note 6

Analysis of expenditure

Analysis	This year				Last year			
	Unrestricted funds	Restricted income funds	Endowment funds	Total funds £	Unrestricted funds	Restricted income funds	Endowment funds	Total funds £
Expenditure on raising funds:								
Incurred seeking donations	-	-	-	-	-	-	-	-
Incurred seeking legacies	-	-	-	-	-	-	-	-
Incurred seeking grants	-	55,824	-	55,824	-	51,295	-	51,295
Operating membership schemes and social lotteries	-	-	-	-	-	-	-	-
Staging fundraising events	-	-	-	-	-	-	-	-
Fundraising agents	-	-	-	-	-	-	-	-
Operating charity shops	-	-	-	-	-	-	-	-
Operating a trading company undertaking non-charitable trading activity	-	-	-	-	-	-	-	-
Advertising, marketing, direct mail and publicity	-	-	-	-	-	-	-	-
Start up costs incurred in generating new source of future income	-	-	-	-	-	-	-	-
Database development costs	-	-	-	-	-	-	-	-
Other trading activities	-	-	-	-	-	-	-	-
Investment management costs:	-	-	-	-	-	-	-	-
Portfolio management costs	-	-	-	-	-	-	-	-
Cost of obtaining investment advice	-	-	-	-	-	-	-	-
Investment administration costs	-	-	-	-	-	-	-	-
Intellectual property licencing costs	-	-	-	-	-	-	-	-
Rent collection, property repairs and maintenance charges	-	-	-	-	-	-	-	-
	-	-	-	-	-	-	-	-
Total expenditure on raising funds	-	55,824	-	55,824	-	51,295	-	51,295
Expenditure on charitable activities:								
Sessional workers	-	155,503	-	155,503	-	117,125	-	117,125
Positive activities	-	49,450	-	49,450	-	75,799	-	75,799
Miscellaneous	-	80,854	-	80,854	-	10,752	-	10,752
	-	-	-	-	-	-	-	-
Total expenditure on charitable activities	-	285,807	-	285,807	-	203,676	-	203,676
Separate material item of expense								
Governance	1,490	-	-	1,490	1,390	-	-	1,390
	-	-	-	-	-	-	-	-
	-	-	-	-	-	-	-	-
Total	1,490	-	-	1,490	1,390	-	-	1,390
Other								
Office and admin costs	-	23,372	-	23,372	-	16,036	-	16,036
Training	-	2,117	-	2,117	-	3,178	-	3,178
	-	-	-	-	-	-	-	-
	-	-	-	-	-	-	-	-
Total other expenditure	-	25,489	-	25,489	-	19,214	-	19,214
TOTAL EXPENDITURE	1,490	367,120	-	368,610	1,390	274,185	-	275,575

Other information:

Analysis of expenditure on charitable activities

Activity or programme	This year				Last year			
	Activities undertaken directly £	Grant funding of activities £	Support Costs £	Total this year £	Activities undertaken directly £	Grant funding of activities £	Support Costs £	Total last year £
Activity 1	-	-	-	-	-	-	-	-
Activity 2	-	-	-	-	-	-	-	-
Other	-	-	-	-	-	-	-	-
Total	-	-	-	-	-	-	-	-

Section C **Notes to the accounts** **(cont)**

Note 7 **Extraordinary items**

Please explain the nature of each extraordinary item occurring in the period.

	Description	This year £	Last year £
Extraordinary item 1		-	-
Extraordinary item 2		-	-
Extraordinary item 3		-	-
Extraordinary item 4		-	-
Total extraordinary items		-	-

Section C **Notes to the accounts**

Note 8 **Funds received as agent**

8.1 Please complete this note if the charity has agreed to administer the funds of another entity as its agent. Note: If a charity is acting as an agent, it should not recognise the income in the Statement of Financial Activities or the Balance Sheet.

Description/name of party	Related party (Yes or No)	Amount received		Amount paid out		Balance held at period end	
		This year	Last year	This year	Last year	This year	Last year
		£	£	£	£	£	£
		-	-	-	-	-	-
		-	-	-	-	-	-
		-	-	-	-	-	-
		-	-	-	-	-	-
		-	-	-	-	-	-
Total		-	-	-	-	-	-

8.2 Where a consortia or similar arrangement exists whereby 2 or more charities co-operate to achieve economies in the purchase of goods or services, please disclose details of any balances outstanding between any participating members.

Description/name of party	Balance held at period end	
	This year	Last year
	£	£
	-	-
	-	-
	-	-
	-	-
	-	-
	-	-
Total		-

Section C**Notes to the accounts****Note 9 Support Costs**

Please complete this note if the charity has analysed its expenses using activity categories and has support costs.

This year

Support cost (examples)	Raising funds	Activity 1	Activity 2	Activity 3	Grand total	Basis of allocation (Describe method)
	£	£	£	£	£	
Governance	-	-	-	-	-	
	-	-	-	-	-	
	-	-	-	-	-	
	-	-	-	-	-	
Other	-	-	-	-	-	
Total	-	-	-	-	-	

Last year

Support cost (examples)	Raising funds	Activity 1	Activity 2	Activity 3	Grand total	Basis of allocation (Describe method)
	£	£	£	£	£	
Governance	-	-	-	-	-	
	-	-	-	-	-	
	-	-	-	-	-	
	-	-	-	-	-	
Other	-	-	-	-	-	
Total	-	-	-	-	-	

Please provide details of the accounting policy adopted for the apportionment of costs between activities and any estimation techniques used to calculate their apportionment.

Section C**Notes to the accounts****Note 10** Details of certain items of expenditure**10.1 Fees for examination of the accounts**

Please provide details of the amount paid for any statutory external scrutiny of accounts and other services provided by your independent examiner. If nothing was paid please enter '0' in the appropriate box(es).

Independent examiner's fees

Assurance services other than audit or independent examination

Tax advisory fees

Other fees (for example: financial advice, consultancy, accountancy services) paid to the independent examiner

This year £	Last year £
395	395
-	-
-	-
-	-

Note 11 Paid employees
 Please complete this note if the charity has any employees.

11.1 Staff Costs

	This year £	Last year £
Salaries and wages	264,301	225,923
Social security costs	17,496	7,415
Pension costs (defined contribution scheme)	5,179	4,349
Other employee benefits	-	-
Total staff costs	286,976	237,687

This year:

Please provide details of expenditure on staff working for the charity whose contracts are with and are paid by a related party
 Last year: Not applicable

Please provide details of expenditure on staff working for the charity whose contracts are with and are paid by a related party
 Last year: Not applicable

Please give details of the number of employees whose total employee benefits (excluding employer pension costs) fell within each band of £10,000 from £60,000 upwards. If there are no such transactions, please enter 'true' in the box provided.

No employees received employee benefits (excluding employer pension costs) for the reporting period of more than £60,000

TRUE

Band	Number of employees	
	This year	Last year
£60,000 to £69,999	-	-
£70,000 to £79,999	-	-
£80,000 to £89,999	-	-
£90,000 to £99,999	-	-
£100,000 to £109,999	-	-

	This year £	Last year £
Please provide the total amount paid to key management personnel (includes trustees and senior management) for their services to the charity. For specific amounts paid to trustees, see Note 28.	98,000	98,000

11.2 Average head count in the year

The parts of the charity in which the employees work

	This year Number	Last year Number
Fundraising	2	2
Charitable Activities	11	9
Governance	-	-
Other	-	-
Total	13	11

11.3 Ex-gratia payments to employees and others (excluding trustees)
 Please complete if an ex-gratia payment is made.

Please explain the nature of the payment	This year	Last year

Please state the legal authority or reason for making the payment	This year	Last year

	This year £	Last year £
Please state the amount of the payment (or value of any waiver of a right to an asset)	-	-

11.4 Redundancy payments
 Please complete if any redundancy or termination payment is made in the period.

	This year £	Last year £
Total amount of payment	-	-

The nature of the payment (cash, asset etc.)	This year	Last year

	This year £	Last year £
The extent of redundancy funding at the balance sheet date	-	-

Please state the accounting policy for any redundancy or termination payments	This year	Last year

Note 12 Defined contribution pension scheme or defined benefit scheme accounted for as a defined contribution scheme.

12.1 Please complete this note if a defined contribution pension scheme is operated.

	This year	Last year
	£	£
Amount of contributions recognised in the SOFA as an expense	5,179	4,349

Please explain the basis for allocating the liability and expense of defined contribution pension scheme between activities and between restricted and unrestricted funds.

All employees in the pension scheme fall under the restricted funds.	All employees in the pension scheme fall under the restricted funds.
--	--

12.2 Please complete this section where the charity participates in a defined benefit pension plan but is unable to ascertain its share of the underlying assets and liabilities.

Please confirm that although the scheme is accounted for as a defined contribution plan, it is a defined benefit plan.

Please provide such information as is available about the plan's surplus or deficit and the implications, if any, for the reporting charity for this year and last year, if different

12.3 Please complete this section where the charity participates in a multi-employer defined benefit pension plan that is accounted for as a defined contribution plan.

Describe the extent to which the charity can be liable to the plan for other entities' obligations under the terms and conditions of the multi-employer plan. If this is different for last year, provide details

Provide an explanation of how any liability arising from an agreement with a multi-employer plan to fund a deficit has been determined. If this is different for last year, provide details

Section C **Notes to the accounts** **(cont)**

Note 13 Grantmaking

Please complete this note if the charity made any grants or donations which in aggregate form a material part of the charitable activities undertaken.

This year:

13.1 Analysis of grants paid (included in cost of charitable activities)

Analysis	Grants to institutions	Grants to individuals	Support costs	Total
			£	£
Activity or project 1	-	-	-	-
Activity or project 2	-	-	-	-
Activity or project 3	-	-	-	-
Activity or project 4	-	-	-	-
Total	-	-	-	-

Please enter "Nil" if the charity does not identify and/or allocate support costs.

13.2 Grants made to institutions

<i>My charity has made grants to particular institutions that are material in the context of its grantmaking. Details of the institution supported, purpose of the grant and total paid to each institution is available on the charity's web site.</i>	Yes	<i>Please provide details of charity's URL.</i>
	No	<i>Provide details below</i>

Names of institution	Purpose	Total amount of grants paid £
		-
		-
		-
		-
		-
		-
		-
		-
		-
		-
Total grants to institutions in reporting period		-
Other unanalysed grants		-
TOTAL GRANTS PAID		-

Last year:

13.3 Analysis of grants paid (included in cost of charitable activities)

Analysis	Grants to institutions	Grants to individuals	Support costs £	Total £
Activity or project 1	-	-	-	-
Activity or project 2	-	-	-	-
Activity or project 3	-	-	-	-
Activity or project 4	-	-	-	-
Total	-	-	-	-

Please enter "Nil" if the charity does not identify and/or allocate support costs.

13.4 Grants made to institutions

My charity has made grants to particular institutions that are material in the context of its grantmaking. Details of the institution supported, purpose of the grant and total paid to each institution is available on the charity's web site.

Yes	Please provide details of charity's URL.
No	Provide details below

Names of institution	Purpose	Total amount of grants paid £
		-
		-
		-
		-
		-
		-
		-
		-
		-
		-
		-
Total grants to institutions in reporting period		-
Other unanalysed grants		-
TOTAL GRANTS PAID		-

Note 14 Tangible fixed assets

Please complete this note if the charity has any tangible fixed assets

14.1 Cost or valuation

	Freehold land & buildings	Other land & buildings	Plant, machinery and motor vehicles	Fixtures, fittings and equipment	Total
	£	£	£	£	£
At the beginning of the year	-	-	742	5,233	5,975
Additions	-	-	700	8,843	9,543
Revaluations	-	-	-	-	-
Disposals	-	-	-	-	-
Transfers *	-	-	-	-	-
At end of the year	-	-	1,442	14,076	15,518

14.2 Depreciation and impairments

	**Basis	SL or RB (Straight Line or Reducing Balance)	SL or RB	SL	SL	SL or RB
	** Rate					
At beginning of the year	-	-	741	2,169	2,910	
Disposals	-	-	-	-	-	
Depreciation	-	-	175	2,760	2,935	
Impairment	-	-	-	-	-	
Transfers*	-	-	-	-	-	
At end of the year	-	-	916	4,929	5,845	

14.3 Net book value

Net book value at the beginning of the year	-	-	1	3,064	3,065
Net book value at the end of the year	-	-	526	9,147	9,673

14.4 Impairment

This year: Please provide a description of the events and circumstances that led to the recognition or reversal of an impairment loss.

--

Last year: Please provide a description of the events and circumstances that led to the recognition or reversal of an impairment loss.

--

14.5 Revaluation

If an accounting policy of revaluation is adopted, please provide:

the effective date of the revaluation

the name of independent valuer, if applicable

the methods applied and significant assumptions

the carrying amount that would have been recognised had the assets been carried under the cost model.

	This year	Last year
	-	-

14.6 Other disclosures

(i) Please state the amount of borrowing costs, if any, capitalised in the construction of tangible fixed assets and the capitalisation rate used.

(ii) Please provide the amount of contractual commitments for the acquisition of tangible fixed assets.

(iii) Details of the existence and carrying amounts of property, plant and equipment to which the charity has restricted title or that are pledged as security for liabilities.

	This year	Last year
	£	£
	-	-
	-	-

* The "transfers" row is for movements between fixed asset categories.

** Please indicate the method of depreciation by deleting the method not applicable (SL = straight line; RB = reducing balance). Also please indicate the rate of depreciation: for straight line, what is the anticipated life of the asset (in years); for reducing balance, what is the percentage annual deduction.

Note 15 Intangible assets*Please complete this note if the charity has any intangible assets***15.1 Cost or valuation**

	Research & development	Patents and trademarks	Other	Total
	£	£	£	£
At beginning of the year	-	-	-	-
Additions	-	-	-	-
Disposals	-	-	-	-
Revaluations	-	-	-	-
Transfers *	-	-	-	-
At end of the year	-	-	-	-

15.2 Amortisation and impairments

**Basis	SL or RB	SL or RB	SL or RB	SL or RB	Straight Line ("SL") or Reducing Balance ("RB")
** Rate					

At beginning of the year	-	-	-	-
Disposals	-	-	-	-
Amortisation	-	-	-	-
Impairment	-	-	-	-
Transfers*	-	-	-	-
At end of year	-	-	-	-

15.3 Net book value

Net book value at the beginning of the year	-	-	-	-
Net book value at the end of the year	-	-	-	-

15.4 Accounting policy*Please disclose the accounting policy for intangible fixed assets including:**Reasons for choosing amortisation rates**Policies for the recognition of any capital development*

15.5 Impairment

This year:

Please provide a description of the events and circumstances that led to the recognition or reversal of an impairment loss.

--

Last year:

Please provide a description of the events and circumstances that led to the recognition or reversal of an impairment loss.

--

15.6 Revaluation

If an accounting policy of revaluation is adopted, please provide:

the effective date of the revaluation

the name of independent valuer, if applicable

the methods applied

the carrying amount that would have been recognised had the assets been carried under the cost model.

This year	Last year

15.7 Other disclosures

(i) If your intangible asset was acquired by way of grant, provide value on initial recognition and carrying amount of the asset.

(ii) Details of the carrying amounts of any intangible assets to which the charity has restricted title or that are pledged as security for liabilities.

(iii) Please provide the amount of contractual commitments for the acquisition of intangible assets.

(iv) State the amount of research and development expenditure recognised as expenditure in the year.

(v) Please detail the headings in the SOFA in which a charge for amortisation of intangible assets is included.

(vi) For any material intangible assets, please provide a description, its carrying amount and any remaining amortisation period.

* The "transfers" row is for movements between fixed asset categories.

** Please indicate the method of depreciation by deleting the method not applicable (SL = straight line; RB = reducing balance). Also please indicate the rate of depreciation: for straight line, what is the anticipated life of the asset (in years); for reducing balance, what is the percentage annual deduction.

Note 16 Heritage assets

Please complete this note if the charity has heritage assets

16.1 General disclosures for all charities holding heritage assets

	This year	Last year
(i) Explain the nature and scale of heritage assets held.		
(ii) Explain the policy for the acquisition, preservation, management and disposal of heritage assets.		

16.2 Cost or valuation

	Heritage asset 1 £	Heritage asset 2 £	Heritage asset 3 £	Heritage asset 4 £	Total £
At beginning of the year	-	-	-	-	-
Additions	-	-	-	-	-
Disposals	-	-	-	-	-
Revaluations	-	-	-	-	-
Transfers *	-	-	-	-	-
At end of the year	-	-	-	-	-

16.3 Depreciation and impairments

**Basis						Straight Line ("SL") or Reducing Balance
** Rate						

At beginning of the year	-	-	-	-	-
Disposals	-	-	-	-	-
Depreciation	-	-	-	-	-
Impairment	-	-	-	-	-
Transfers*	-	-	-	-	-
At end of year	-	-	-	-	-

16.4 Net book value

Net book value at the beginning of the year	-	-	-	-	-
Net book value at the end of the year	-	-	-	-	-

16.5 Impairment

This year

Please provide a description of the events and circumstances that led to the recognition or reversal of an impairment loss.

--

Last year

Please provide a description of the events and circumstances that led to the recognition or reversal of an impairment loss.

--

16.6 Revaluation

If an accounting policy of revaluation is adopted, please provide:

the effective date of the revaluation

the name of independent valuer, if applicable

qualifications of independent valuer

the methods applied and significant assumptions

any significant limitations on the valuation

	This year	Last year

16.7 Analysis of heritage assets by class or group distinguishing those at cost and those at valuation

Carrying amount at the beginning of the period

Additions

Disposals

Depreciation/impairment

Revaluation

Carrying amount at the end of period

	At valuation Group A £	At cost Group B £	Total £
	-	-	-
	-	-	-
	-	-	-
	-	-	-
	-	-	-
	-	-	-

16.8 Heritage assets (where heritage assets are not recognised on the balance sheet)

(i) Explain the reason why heritage assets have not been recognised on the balance sheet.

(ii) Describe the significance and nature of heritage assets.

(iii) Disclose information that is helpful in assessing the value of heritage assets.

(iv) Explain the reason why it is not practicable to obtain a valuation of heritage assets.

	This year	Last year

16.9 Five year summary of heritage assets transactions

	2015	2014	2013	2012	2011
	£	£	£	£	£
Purchases					
Group A	-	-	-	-	-
Group B	-	-	-	-	-
Group C	-				
Other	-				
Donations					
Group A	-	-	-	-	-
Group B	-	-	-	-	-
Group C	-	-	-	-	-
Other	-	-	-	-	-
Total additions	-	-	-	-	-
Charge for impairment					
Group A	-	-	-	-	-
Group B	-	-	-	-	-
Group C	-	-	-	-	-
Other	-	-	-	-	-
Total charge for impairment	-	-	-	-	-
Disposals					
Group A - carrying amount	-	-	-	-	-
Group B - carrying amount	-	-	-	-	-
Group C	-	-	-	-	-
Other	-	-	-	-	-
Total disposals	-	-	-	-	-

Note 17 Investment assets

Please complete this note if the charity has any investment assets.

17.1 Fixed assets investments (please provide for each class of investment)

	Cash & cash equivalents	Listed investments	Investment properties	Social investments	Other	Total
Carrying (fair) value at beginning of period	-	-	-	-	-	-
Add: additions to investments during period*	-	-	-	-	-	-
Less: disposals at carrying value	-	-	-	-	-	-
Less: impairments	-	-	-	-	-	-
Add: Reversal of impairments	-	-	-	-	-	-
Add/(deduct): transfer in/(out) in the period	-	-	-	-	-	-
Add/(deduct): net gain/(loss) on revaluation	-	-	-	-	-	-
Carrying (fair) value at end of year	-	-	-	-	-	-

*Please specify additions resulting from acquisitions through business combinations, if any.

--

Please note that Fair Value in this context is the amount for which an asset could be exchanged between knowledgeable and willing parties in an arm's length transaction. For traded securities, the fair value is the value of the security quoted on the London Stock Exchange Daily Official List or equivalent. For other assets where there is no market price on a traded market, it is the trustees' or valuers' best estimate of fair value.

17.2 Please provide a breakdown of investments shown above agreeing with the balance sheet row B04 differentiating between those held at fair value and those held at cost less impairment.

This year:
Analysis of investments

	Fair value at year end	Cost less impairment
	£	£
Cash or cash equivalents	-	-
Listed investments	-	-
Investment properties	-	-
Social investments	-	-
Other investments	-	-
Total	-	-
Grand total (Fair value at year end+Cost less impairment)		-

Last year:
Analysis of investments

	Fair value at year end	Cost less impairment
	£	£
Cash or cash equivalents	-	-
Listed investments	-	-
Investment properties	-	-
Social investments	-	-
Other investments	-	-
Total	-	-
Grand total (Fair value at year end+Cost less impairment)		-

17.3 If your charity holds investment properties, please complete the following note:

(i) Explain the methods and significant assumptions in determining the fair value of investment property held by the charity

(ii) Name or independent valuer, if applicable, and relevant qualifications

(iii) Provide details of any restrictions on the ability to realise investment property or on the remittance of income or disposal proceeds

(iv) Explain any contractual obligations for the purchase, construction or development of investment property or for repairs, maintenance or enhancements

	This year	Last year

17.4 Please provide a breakdown of current asset investments, if applicable, agreeing with the balance sheet.

Analysis of current asset investments

Cash or cash equivalents

Listed investments

Investment properties

Social investments

Other investments

Total

	This year	Last year
	£	£
	-	-
	-	-
	-	-
	-	-
	-	-
	-	-

17.5 Guarantees

Please provide details and amount of any guarantee made to or on behalf of a third party

Name of the entity or entities benefitting from those guarantees

Please explain how the guarantee furthers the charity's aims

	This year	Last year

17.6 Concessionary loans

Amount of concessionary loans made (*Multiple loans made may be disclosed in aggregate provided that such aggregation does not obscure significant information*).

Description	This year £	Last year £
	-	-
	-	-
	-	-
Total	-	-

Amount of concessionary loans received (*Multiple loans received may be disclosed in aggregate provided that such aggregation does not obscure significant information*).

Description	This year £	Last year £
	-	-
	-	-
	-	-
Total	-	-

Terms and conditions eg interest rate, security provided

Value of any concessionary loans which have been committed but not taken up at the reporting date

Amounts payable within 1 year

Amounts payable after more than 1 year

Amounts receivable within 1 year

Amounts receivable after more than 1 year

This year	Last year

17.7 Additional information

Please provide information about the significance of investments to the charity's financial position or performance eg. terms and conditions of loans or the use of hedging to manage financial risk.

For all investments measured at fair value, the basis for determining the value, including any assumptions applied when using a valuation technique.

Where a charity has provided financial assets as a form of security, the carrying amount of the financial asset pledged as security and the terms and conditions relating to its pledge.

This year	Last year

Note 18 **Stocks**

Please complete this note if the charity holds any stock items

18.1 Please state the carrying amount of stock and work in progress analysed between activities.

	Stock		Donated goods		Work in progress
	For distribution	For resale	For distribution	For resale	
	£	£	£	£	
Charitable activities:					
<i>Opening</i>	-	-	-	-	-
<i>Added in period</i>	-	-	-	-	-
<i>Expensed in period</i>	-	-	-	-	-
<i>Impaired</i>	-	-	-	-	-
<i>Closing</i>	-	-	-	-	-
Other trading activities:					
<i>Opening</i>	-	-	-	-	-
<i>Added in period</i>	-	-	-	-	-
<i>Expensed in period</i>	-	-	-	-	-
<i>Impaired</i>	-	-	-	-	-
<i>Closing</i>	-	-	-	-	-
Other:					
<i>Opening</i>	-	-	-	-	-
<i>Added in period</i>	-	-	-	-	-
<i>Expensed in period</i>	-	-	-	-	-
<i>Impaired</i>	-	-	-	-	-
<i>Closing</i>	-	-	-	-	-
Total this year	-	-	-	-	-
Total previous year	-	-	-	-	-

18.2 Please specify the carrying amount of any stocks pledged as security for liabilities

This year	Last year
£	£

Section C**Notes to the accounts****(cont)****Note 19 Debtors and prepayments**

Please complete this note if the charity has any debtors or prepayments.

19.1 Analysis of debtors

Trade debtors

Prepayments and accrued income

Other debtors

Total

This year	Last year
£	£
-	-
-	-
-	-
-	-

Please complete 19.2 where a material debtor is recoverable more than a year after the reporting date.

19.2 Analysis of debtors recoverable in more than 1 year (included in debtors above)

Trade debtors

Prepayments and accrued income

Other debtors

Total

This year	Last year
£	£
-	-
-	-
-	-
-	-

Note 20 Creditors and accruals

Please complete this note if the charity has any creditors or accruals.

20.1 Analysis of creditors

	Amounts falling due within one year		Amounts falling due after more than one year	
	This year £	Last year £	This year £	Last year £
Accruals for grants payable	-	-	-	-
Bank loans and overdrafts	-	-	-	-
Trade creditors	-	-	-	-
Payments received on account for contracts or performance-related grants	-	-	-	-
Accruals and deferred income	1,490	1,390	-	-
Taxation and social security	6,179	5,385	-	-
Other creditors	5,476	1,824	-	-
Total	13,145	8,599	-	-

20.2 Deferred income

Please complete this note if the charity has deferred income.

Please explain the reasons why income is deferred.

This year	Last year

Movement in deferred income account

Balance at the start of the reporting period
 Amounts added in current period
 Amounts released to income from previous periods
 Balance at the end of the reporting period

This year £	Last year £
-	-
-	-
-	-
-	-

Note 21 Provisions for liabilities and charges

Please complete this note if you have included in charity expenditure any provisions. A provision is made when the charity has a liability of uncertain timing or amount.

21.1 Movements in recognised provisions and funding commitment during the period

	This year £	Last year £
Balance at the start of the reporting period	-	-
Amounts added in current period	-	-
Amounts charged against the provision in the current period	-	-
Unused amounts reversed during the period	-	-
Balance at the end of the reporting period	-	-

21.2 Please provide:

	This year	Last year
- a brief description of any obligations on the balance sheet and the expected amount and timing of resulting payments;		
- an indication of the uncertainties about the amount or timing of those outflows; and		
- the amount of any expected reimbursement, stating the amount of any asset that has been recognised for that expected reimbursement.		

21.3 For any funding commitment that is not recognised as a liability or provision, provide details of commitment made, the time frame of that commitment, any performance-related conditions and details of how the commitment will be funded (with contracts for capital expenditure separately identified).

This year	Last year

21.4 Where unrestricted funds have been designated to a fund commitment, please disclose the nature of any amounts designated and the likely timing of that expenditure.

--	--

Note 22 Other disclosures for debtors, creditors and other basic financial instruments

22.1 Please provide information about the significance of financial instruments (eg. debtors, creditors, investments etc) to the charity's financial position or performance, for example, the terms and conditions of loans or the use of hedging to manage financial risk.

This year	Last year

22.2 If the charity has provided financial assets as a form of security, the carrying amount of the financial assets pledged as security and the terms and conditions related to its pledge should be given here.

--	--

Note 23 Contingent liabilities and contingent assets**23.1 Contingent liabilities**

Where the charity has contingent liabilities, please complete the following section unless the possibility of their existence is remote.

This year

Description of item including its legal nature. Please describe any security provided in connection to the liability.	Estimate of financial effect

Last year

Description of item including its legal nature. Please describe any security provided in connection to the liability.	Estimate of financial effect

23.2 Contingent assets

Where the charity has contingent assets, please complete the following section when their existence is probable

This year

Description of item	Estimate of financial effect

Last year

Description of item	Estimate of financial effect

23.4 Other disclosures for contingent assets and/or liabilities

Please provide the following information where practicable:

	This year	Last year
Explain any uncertainties relating to the amount or timing of settlement; and the possibility of any reimbursement		
Where it is not practical to make one or more of these disclosures, please state this fact		

Section C **Notes to the accounts** **(cont)**

Note 24 **Cash at bank and in hand**

Short term cash investments (less than 3 months maturity date)
Short term deposits
Cash at bank and on hand
Other
Total

This year £	Last year £
-	-
-	-
503,812	520,751
-	-
503,812	520,751

Note 25 Fair value of assets and liabilities

	This year	Last year
<p>25.1 Please provide details of the charity's exposure to credit risk (the risk of incurring a loss due to a debtor not paying what is owed) , liquidity risk (the risk of not being able to meet short term financial demands) and market risk (the risk that the value of an investment will fall due to changes in the market) arising from financial instruments to which the charity is exposed at the end of the reporting period and explain how the charity manages those risks.</p>		
<p>25.2 Please give details of the amount of change in the fair value of basic financial instruments (debtors, creditors, investments (see section 11, FRS 102 SORP)) measured at fair value through the SoFA that is attributable to changes in credit risk.</p>		

Section C	Notes to the accounts	(cont)
------------------	------------------------------	---------------

Note 26 **Events after the end of the reporting period**
Please complete this note events (not requiring adjustment to the accounts) have occurred after the end of the reporting period but before the accounts are authorised which relate to conditions that arose after the end of the

	This year	Last year
Please provide details of the nature of the event		The Covid-19 pandemic locked down the UK in Spring 2020, at the time these accounts were produced, the UK was starting the second lockdown.
Provide an estimate of the financial effect of the event or a statement that such an estimate cannot be made		A financial estimate can not be undertaken due to the complexity and ongoing nature of the pandemic. Whilst the economy in general is struggling, this pushes more vulnerable individuals into our scope of works.

Note 27 Charity funds

27.1 Details of material funds held and movements during the CURRENT reporting period

Please give details of the movements of material individual funds in the reporting period together with a balancing figure for 'Other funds'. The 'Total funds' figure below should reconcile to 'Total funds' in the balance sheet.

* Key: PE - permanent endowment funds; EE - expendible endowment funds; R - restricted income funds, including special trusts, of the charity; and U - unrestricted funds

Fund names	Type PE, EE R or UR *	Purpose and Restrictions	Fund balances brought forward £	Income £	Expenditure £	Transfers £	Gains and losses £	Fund balances carried forward £
BBC Children in Need	R	Delivery of Mini Community Ambassadors Programme	21,019	49,058	- 70,077	-	-	-
Northumbria Police	R	Preventative, education, health and wellbeing projects. Covid response funding	10,000	31,376	- 41,376	-	-	-
Esmee Fairbairn Foundation	U	Delivery of prevention and education work	20,840	50,000	- 20,840	-	-	50,000
Esmee Fairbairn Foundation	U	Covid response funding	25,000	-	-	-	-	25,000
The Tudor Trust	R	Delivery of prevention and education work. Covid response funding	22,349	20,000	- 32,349	-	-	10,000
The Ballinger Charitable Trust	R	Delivery of prevention and education work. Covid response funding	13,898	-	- 13,898	-	-	-
Lloyds Bank Foundation	R	One to one tailored support service. Covid response funding	32,824	34,227	- 47,085	-	-	19,966
People's Health Trust	R	Young Womens Peer Led Support Programme	20,930	7,178	- 28,108	-	-	-
Virgin Money Foundation	R	Delivery of prevention and education issue based work, giving young women a voice.	-	32,015	- 16,007	-	-	16,008
Community Foundation Tyne and Wear	R	Preventative, education, health and wellbeing projects. Covid response funding	54,031	38,460	- 58,806	-	-	33,685
Barbour Foundation	R	Preventative, education, health and wellbeing projects.	7,500	-	- 7,500	-	-	-
The Bikeability Trust	R	Delivery of cycling and education lessons	-	25,600	- 21,664	-	-	3,936
Amalgamated Funds Under 10k	R and U	Range of preventative, education, health and wellbeing projects.	214,068	60,384	- 10,900	-	-	263,552
Other funds	N/a	N/a	78,293	-	- 101	-	-	78,192
Total Funds			520,752	348,298	- 368,711	-	-	500,339

Section C **Notes to the accounts** **(cont)**

Note 27 **Charity funds (cont)**

27.2 Details of material funds held and movements during the PREVIOUS reporting period

Please give details of the movements of material individual funds in the reporting period together with a balancing figure for 'Other funds'. The 'Total funds' figure below should reconcile to 'Total funds' in the balance sheet.

* Key: PE - permanent endowment funds; EE - expendible endowment funds; R - restricted income funds, including special trusts, of the charity; and U - unrestricted funds

Fund names	Type PE, EE R or UR *	Purpose and Restrictions	Fund balances brought forward £	Income £	Expenditure £	Transfers £	Gains and losses £	Fund balances carried forward £
BBC Children in Need	R	Delivery of Mini Community Ambassadors Programme	12,127	40,490	- 31,598	-	-	21,019
Northumbria Police	R	Preventative, education, health and wellbeing projects. Covid response funding	-	58,367	- 48,367	-	-	10,000
Esmee Fairbairn Foundation	R and U	Delivery of prevention and education work	12,506	50,000	- 41,666	-	-	20,840
Esmee Fairbairn Foundation	U	Covid response funding	-	25,000	-	-	-	25,000
The Tudor Trust	R	Delivery of prevention and education work. Covid response funding	13,182	22,000	- 12,833	-	-	22,349
The Ballinger Charitable Trust	R	Delivery of prevention and education work. Covid response funding	7,467	15,434	- 9,003	-	-	13,898
Lloyds Bank Foundation	R	One to one tailored support service. Covid response funding	13,441	38,227	- 18,844	-	-	32,824
People's Health Trust	R	Young Womens Peer Led Support Programme	10,458	17,951	- 7,479	-	-	20,930
National Lottery Community Fund	R	Covid response funding	-	31,886	- 31,886	-	-	-
Community Foundation Tyne and Wear	R	Preventative, education, health and wellbeing projects. Covid response funding	42,155	48,765	- 36,889	-	-	54,031
Barbour Foundation	R	Preventative, education, health and wellbeing projects.	-	10,000	- 2,500	-	-	7,500
South Tyneside Council	U	Business Relief	-	10,000	- 10,000	-	-	-
Amalgamated Funds Under 10k	R and U	Range of preventative, education, health and wellbeing projects.	203,230	47,354	- 36,516	-	-	214,068
Other funds	N/a	N/a	37,847	40,446	-	-	-	78,293
Total Funds			352,413	455,920	- 287,581	-	-	520,752

Note 27

Charity funds (cont)

27.3 Transfers between funds

This year

	Reason for transfer and where endowment is converted to income, legal power for its conversion	Amount
Between unrestricted and restricted funds		
Between endowment and restricted funds		
Between endowment and unrestricted funds		

Last year

	Reason for transfer and where endowment is converted to income, legal power for its conversion	Amount
Between unrestricted and restricted funds		
Between endowment and restricted funds		
Between endowment and unrestricted funds		

27.4 Designated funds

This year

Planned use	Purpose of the designation	Amount

Last year

Planned use	Purpose of the designation	Amount

Note 28 Transactions with trustees and related parties

If the charity has any transactions with related parties (other than the trustee expenses explained in guidance notes) details of such transactions should be provided in this note. If there are no transactions to report, please enter "True" in the box or "False" if there are transactions to report.

28.1 Trustee remuneration and benefits

This year

None of the trustees have been paid any remuneration or received any other benefits from an employment with their charity or a related entity (True or False)

TRUE

In the period the charity has paid trustees remuneration and benefits. Please give the amount of, and legal authority for, any remuneration or other benefits paid to a trustee by the charity or any institution or company connected with it.

Name of trustee	Legal authority (eg order, governing document)	Amounts paid or benefit value				
		Remuneration	Pension contribution	Redundancy (including loss of office)/ex gratia	Other	TOTAL
		£	£	£	£	£
		-	-	-	-	-
		-	-	-	-	-
		-	-	-	-	-
		-	-	-	-	-

Please give details of why remuneration or other employment benefits were paid.

Where an ex gratia payment has been made to a trustee, provide an explanation of the nature of the payment.

Last year

None of the trustees have been paid any remuneration or received any other benefits from an employment with their charity or a related entity (True or False)

TRUE

In the period the charity has paid trustees remuneration and benefits. Please give the amount of, and legal authority for, any remuneration or other benefits paid to a trustee by the charity or any institution or company connected with it.

Name of trustee	Legal authority (eg order, governing document)	Amounts paid or benefit value				
		Remuneration	Pension contribution	Redundancy (including loss of office)/ex gratia	Other	TOTAL
		£	£		£	£
		-	-	-	-	-
		-	-	-	-	-
		-	-	-	-	-
		-	-	-	-	-

Please give details of why remuneration or other employment benefits were paid.

Where an ex gratia payment has been made to a trustee, provide an explanation of the nature of the payment.

28.2 Trustees' expenses

If the charity has paid trustees expenses for fulfilling their duties, details of such transactions should be provided in this note. If there are no transactions to report, please enter "True" in the box below. If there are transactions to report, please enter "False".

No trustee expenses have been incurred (True or False)

TRUE

Type of expenses reimbursed	This year	Last year
	£	£
Travel	-	-
Subsistence	-	-
Accommodation	-	-
Other (please specify):	-	-
	-	-
TOTAL	-	-

Please provide the number of trustees reimbursed for expenses or who had expenses paid by the charity

--	--

28.3 Transaction(s) with related parties

Please give details of any transaction undertaken by (or on behalf of) the charity in which a related party has a material interest, including where funds have been held as agent for related parties. If there are no such transactions, please enter 'true' in the box provided.

This year

There have been no related party transactions in the reporting period (True or False)

TRUE

Name of the trustee or related party	Relationship to charity	Description of the transaction(s)	Amount	Balance at period end	Provision for bad debts at period end	Amounts written off during reporting period
			£	£	£	£

In relation to the transactions above, please provide the terms and conditions, including any security and the nature of any payment (consideration) to be provided in settlement.

--

For any related party, please provide details of any guarantees given or received.

--

Last year

There have been no related party transactions in the reporting period (True or False)

<i>TRUE</i>

Name of the trustee or related party	Relationship to charity	Description of the transaction(s)	Amount	Balance at period end	Provision for bad debts at period end	Amounts written off during reporting period
			£	£	£	£

In relation to the transactions above, please provide the terms and conditions, including any security and the nature of any payment (consideration) to be provided in settlement.

--

For any related party, please provide details of any guarantees given or received.

--

Note 29**Additional Disclosures**

The following are significant matters which are not covered in other notes and need to be included to provide a proper understanding of the accounts. If there is insufficient room here, please add a separate sheet.



Independent examiner's report on the accounts

Section A

Independent Examiner's Report

**Report to the trustees/
members of**

Charity Name
Bright Futures NE

**On accounts for the
year ended**

31st March 2022

**Charity no
(if any)**

1157578

Set out on pages

Document CC17a pages 1 and 2

(remember to include the page numbers of additional sheets)

**Respective
responsibilities of
trustees and examiner**

The charity's trustees are responsible for the preparation of the accounts. The charity's trustees consider that an audit is not required for this year under section 144 of the Charities Act 2011 (the Charities Act) and that an independent examination is needed.

It is my responsibility to:

- examine the accounts under section 145 of the Charities Act,
- to follow the procedures laid down in the general Directions given by the Charity Commission (under section 145(5)(b) of the Charities Act, and
- to state whether particular matters have come to my attention.

**Basis of independent
examiner's statement**

My examination was carried out in accordance with general Directions given by the Charity Commission. An examination includes a review of the accounting records kept by the charity and a comparison of the accounts presented with those records. It also includes consideration of any unusual items or disclosures in the accounts, and seeking explanations from the trustees concerning any such matters. The procedures undertaken do not provide all the evidence that would be required in an audit, and consequently no opinion is given as to whether the accounts present a 'true and fair' view and the report is limited to those matters set out in the statement below.

**Independent
examiner's statement**

In connection with my examination, no matter has come to my attention

1. which gives me reasonable cause to believe that in, any material respect, the requirements:
 - to keep accounting records in accordance with section 130 of the Charities Act; and
 - to prepare accounts which accord with the accounting records and comply with the accounting requirements of the Charities Act have not been met; or
2. to which, in my opinion, attention should be drawn in order to enable a proper understanding of the accounts to be reached.

Signed:

P.Martin

Date:

12/01/2023

Name:

Phillip Martin

**Relevant professional
qualification(s) or body
(if any):**

AFA
MAAT

Address:	23 Oakham Gardens
	North Shields
	Tyne & Wear, NE29 7QG

Section B**Disclosure**

Only complete if the examiner needs to highlight material problems.

Give here brief details of any items that the examiner wishes to disclose.

BRIGHT FUTURES NE

England & Wales - Charity number 1157578

Accounts

Trustees Annual Report for the Period April 2020 to March 2021

Reference and Administration Details

Charity Name: Bright Futures NE

Registered Charity Number: 1157578

Charities Principal Address: Community Hub
459 John Williamson Street
South Shields
Tyne and Wear
NE33 5HP

Name of the charity trustees who manage the charity

Name	Office	Dates acted if not for whole year
Joyce Welsh	Chair	
William Thompson	Treasurer	
Erin Price	Vice Chair	
Andrew Moore	Secretary	
Stuart Meikle	Member	

Structure, Governance and Management

Description of the charity's trusts

Type of governing documents: Constitution adopted 01/10/14.

Trustee selection method: Trustees are appointed or reappointed annually at the Annual General Meeting held in April.

Objectives and Activities

The objects of the organisation are to act as a resource for young women aged up to 25 living in Tyne and Wear by providing advice and assistance and organising programmes of physical, educational and other activities, in particular but not exclusively to address issues concerned with alcohol and substance misuse and sexual health as a means of:

(a) advancing in life and helping young people by developing their skills, capacities and capabilities to enable them to participate in society as independent, mature and responsible individuals;

(b) advancing education;

(c) providing recreational and leisure time activity in the interests of social welfare for people living in the area of benefit who have need by their youth, age, infirmity or disability, poverty or social and economic circumstances with a view to improving the conditions of life of such persons.

Achievement and Performance

During the course of this financial year Bright Futures services have been significantly impacted by the Covid-19 pandemic. In line with Government guidelines, we have been required to continually adjust our work throughout the periods of lockdowns, tiered systems and in adherence to social distancing measures. These continued adjustments had a significant impact in the way we have been able to provide support and services to those most vulnerable young women and girls within our communities. However, the significant implications that Covid-19 was having upon the young women that we support challenged us to quickly adapt and change our delivery in order to continue to provide our support services, this included the delivery of activities online, delivering additional projects including food and activity packs, continuing to pilot new ways of involving young people in our services for example virtual fitness sessions, group activities and social action projects. We have continued to develop a wide range of projects alongside the young women we support allowing us to engage them further in positive, social and educational activities aimed at increasing their personal and social development as well as increasing our reach to support further young women in the services Bright Futures deliver.

Bright Futures have continued to develop and deliver a range of programmes with a wide range of outcomes including our bespoke prevention and education programmes, social action and community projects, young mums and mums to be groups and intensive support programme, volunteering project and detached youth work. We have continued to recruit and support volunteers to work with us in a variety of ways including face to face work with young women, the planning of positive social activities and administration tasks. Our volunteers come from a variety of backgrounds and many have approached the organisation to volunteer as they have themselves benefited from the work of Bright Futures and would like to give something back.

All young people are encouraged to play an integral part in the planning and development of Bright Futures activities. We continue to consult with children, young people, parents/carers, staff and board members regularly through group discussions, feedback and surveys. This consultation has helped to shape the new ways we have delivered our services over the course of the pandemic and will continue to influence our delivery moving forward.

We are proud to report that in November 2020 Bright Futures were awarded North East Charity of the Year.

Bright Futures have extensive experience of working strategically and influencing which is demonstrated in our ongoing commitment to tackle the disadvantages, injustices and inequalities facing young women and providing them with a platform to use their voices to drive long term change. Over the last 9 years Bright Futures have

forged significant relationships with key strategic partners including local and national government, social care services, local authorities, police, researchers and alliances to share its own findings and good practice to create a long-term fairer future for young women effected by a range of issues and inequalities. We have continued to develop and build on these relationships over the last year, particularly to raise awareness of the significant impact the Covid-19 pandemic has had on the young women and their families that we support.

Please see a brief summary of the projects we have delivered below, as discussed, they have been delivered through a variety of ways in response to government guidelines throughout the year including face to face delivery, online activities and support alongside physical resources and activity packs which we have delivered to young women and girls homes and support services and education via Zoom and telephone.

Sexual Exploitation

Bright Futures have continued to deliver a range of interventions aimed at preventing and addressing child sexual exploitation across Tyne and Wear. We have continued to deliver education sessions, school assemblies, street based outreach work, parents and carers support and one to one support to young women. We continue to see an increase in the numbers of referrals that we receive for a range of support and since the start of the pandemic we have seen an increase of 20% in referrals for young women who have been affected by issues relating to child sexual exploitation. We know that our role within the community continues to play a key role in supporting young women at the earliest opportunity and ensuring action is taken to prevent, protect and safeguard.

Community Ambassadors Programme

We have continued to recruit young women to the Community Ambassadors Programme.

This project reflects all of the #iwill 6 principles which define great social action:

Reflective- We recognise the valuable contribution that young people do and can make to the communities in which they live and actively involve young women in the planning, delivery and evaluation of this project in order to identify success and also learn and improve. Regular consultation takes place ensuring we continue to meet the needs of the young women involved and also to ensure that young people are aware of the wider social impact of their activities.

Challenging - This project develops the ambitions of young women involved. We engage young women in accessible and enjoyable weekly activities within their communities and utilise their engagement in these activities to inspire them to become further involved in other social action projects.

Youth-Led - This project has been developed alongside our Community Ambassadors and actively encourages more young women to continue to be involved in the planning, delivery and monitoring ensuring it addresses and tackles issues that are

important to them.

Progressive - The young women engaged are supported to access our other programmes which meet their needs including our Employment Project, Young Mums Groups as well as accessing other volunteering opportunities.

Embedded - We continue to ensure that this project becomes embedded into the lives of those we engage with by providing weekly activities ensuring attendance becomes a habit and social action is integrated into their consciousness now and in the future.

This project has gone from strength to strength throughout this year with young people developing a number of social action projects within their communities in response to Covid-19. Examples include a pen pal scheme alongside our local care home and a project to provide food parcels to our local food banks within the community.

Health and Wellbeing

Bright Futures have continued to deliver a range of services aimed at improving the health and wellbeing of young women, we know that South Tyneside is within the worst 10% of local authority areas in the Index of Multiple Deprivation Health and Disability which measures the risk of premature death and the impairment of quality of life through poor physical or mental health. Our services continue to encourage young women to take more care of themselves and range from specific activities focused on reducing harmful behaviours such as our distribution of condoms and STI screening to fun activities that encourage young women to eat more healthily and take more exercise such as our weekly fitness sessions, healthy cooking classes and our issue based work around a range of health issues including obesity, period poverty, sexual health and substance misuse.

Mini Ambassadors

The 'Mini Ambassador Programme' has continued to be delivered to children aged 5-15 in the Cleadon Park area of South Tyneside. Over the last year the project has engaged 87 children in a range of projects giving them better physical and emotional health, new skills and opportunities to have fun.

Although our service delivery has been severely impacted by the Covid-19 pandemic we were able to adapt and respond developing new ways of working and have continued to deliver a range of intergenerational, environmental, health and community projects including multi-cultural activities, seasonal projects and activities, poetry and arts projects, cooking, science, relaxation and wellbeing techniques.

We have continued to provide a wide range of educational opportunities for children around a range of life skills impacting upon their safety, health and wellbeing including hygiene, obesity, bullying, online and e-safety, healthy relationships, anti-social behaviour and crime.

We have continued to provide opportunities for young women aged between 12 and 17 to become Peer Leaders as and when face to face delivery was permitted. They have continued to be instrumental in supporting the development and delivery of activities, engaging with younger children and being positive role models. Increasing their own self-esteem and confidence and gaining practical skills and experience to move forward in further education, training and employment.

This project has continued to have an impact on community cohesion helping to create safer and stronger communities with more active and healthy citizens working together to overcome local problems breaking down barriers between generations.

Young Mums and Mums to Be Groups

Bright Futures have continued to develop and deliver our two Young Mum and Mums to Be Groups which have been established for the last 7 years across two highly deprived areas of South Tyneside; West Harton, where it is estimated that 45% of children are living in poverty; and Jarrow, where it's estimated that 47% of children are living in poverty. Groups are delivered weekly in local Children's Centres and were open to all young women aged 14-25 and their children. The groups engage both mums and their children who suffer multiple disadvantages including poverty and deprivation, feelings of depression and isolation, poor health and wellbeing which all impact upon their ability to meet their own and their children's day to day needs and provide practical support to young mums around housing, benefits, budgeting, employment, domestic abuse and mental health as well as providing support specific to the needs of their children including healthy cooking, first aid and parenting skills.

Due to the Covid-19 pandemic and subsequent lockdowns and restrictions young mums and their children have been extremely isolated, often residing in small single person accommodation with very little outside space and struggling more than ever with feelings of isolations and increasing mental health concerns. We have continued our support for these young mums and their children through this difficult situation by providing a range of adapted and flexible projects including:

- Increased intensive support on a daily basis through telephone and Zoom contact and the facilitation of group sessions providing an opportunity for the mums to share their experiences and support each other to reduce their feelings of isolation.
- The provision of essential emergency supplies to those young mums and their children who are most disadvantaged and in need, these have included weekly food parcels, supermarket e-vouchers, toiletries, baby formula and nappies.
- Developed a monitored WhatsApp group, working with our Young Mum Mentors to ensure it remains a safe place out of hours. The activity on group extremely active everyday with over 80 young mums in the group. Discussion is varied from relationships, parenting issues, arts and craft ideas and sharing food recipes.
- Delivered well-being parcels. including crafts, baking, well-being packs and mindfulness activities.
- Supported those young mums most in need by applying for funding to purchase items including beds, carpets and. help with household bills.
- Employment support, leading to paid employment.
- A range of training opportunities, 18 mums have engaged in 42 online training course organised by Bright Futures, including first aid, food safety, health and

safety, health and social, safeguarding, these range from certificates to level 2 qualifications.

- Collection and delivery of essential items – working with partner organisations including foodbanks our staff have been able to source items for the mums during lockdown.
- Partnership work with other agencies including national research with AGENDA, Young Women’s Trust, BBC Tiny Happy People, BBC Look North and local media.
- Support with statutory meetings – staff supported mums during safeguarding conferences and meetings, providing support and reports, before, during and after.
- Confidence and self-esteem building activities, to break the monotony and isolation during lockdown staff organised fun games for the group to join in with, both via zoom and through WhatsApp.
- Face to face meet ups when allowed, including one to ones in public buildings and small group work in parks.
- Weekly group sessions in Covid secure venues – we were able to privately hire a gymnastics venue for the mums to meet up safely.
- Domestic violence support, as an ongoing part of our support we offer healthy relationships education and signpost the most vulnerable mums to other organisations where necessary.
- Seasonal events throughout the year delivered in the community when able to meet face to face and online activities events alongside the delivery of practical activities including arts and crafts.

Bright Futures quick adaptation in its service delivery has produced many positive outcomes throughout this period, for example, the young mums have asked if daily Zoom calls can continue, this has been an excellent way for the mums to keep in touch, ‘a reason to get up in the morning’, ‘the only thing that is a constant in my life’, ‘something to look forward to’. The mums have deepened their connections to each other, they feel like they know each other better and have built up new social connections as a result. Being able to see the mums in their own surroundings, on their good days and their bad days has enabled us to massively reduce isolation within the community. Mums from all over the area have been able to join.

Employment, Education and Training Support Project

Bright Futures have continued to develop its Employment, Education and Training Support Project and in the last year we have developed and delivered more intensive employment support programme. Through our experience of delivering employment support to young women we know that there are root causes to many young women’s unemployment which include low self-esteem, mental health issues, substance misuse, homelessness, exploitation, trafficking, criminal records, previous low educational attainment and being young mums to address this we have continued to develop and deliver programmes which allows us to be able to provide a more intensive support to address these issues.

Future Hope Project

This project has continued to develop and flourish over the course of this financial year. This project is delivered alongside women whose primary experience of vulnerability has been their direct involvement in sex work.

We know that volunteering is extremely rewarding and provides opportunities to learn new skills to improve women's life chances making them less vulnerable and ultimately assisting in them to exit sex work and begin to build a positive future. Furthermore, we know that developing the role of volunteers within this community provides Bright Futures and our partners with an invaluable user-led perspective and expertise on their needs and allows us to co-design and deliver safeguarding responses and strategies which meet the needs of our most vulnerable and hard-to-reach groups.

The group meets weekly and continues to go from strength to strength with women travelling from across the region to attend the group.

Financial Review


Our main source of income this year has been grant funds which totalled £438,378. Of which, £58,113 was restricted. Spending on charitable activities and generating funds was 92.99% of total expenditure for 2021, this highlights our commitment to utilising the income to where it is most beneficial to our aims and objectives.

At the year end Bright Futures had £520,752 cash and cash equivalents with a split of £130,000 unrestricted and £390,752 restricted. The amounts held will allow Bright Futures to continue providing their vital services for several months if all funding comes to a standstill (an unlikely prospect, nevertheless, one that needs to be planned for given the current circumstances with the COVID-19).

The coming year will see Bright Futures build on the work that we have already successfully delivered in improving young women's health and wellbeing, providing them with a brighter future. The aim of this work is to increase the reach of Bright Futures.

Declaration

The trustees have complied with the duty imposed by section 17(5) of the Charities Act 2011 to have due regard to the guidance published by the Charity Commission in respect of public benefit.

Signed on behalf of the trustees: 

Full name: Joyce Welsh

Position: Management Committee Chair

Date: 9^h December 2021



**CHARITY COMMISSION
FOR ENGLAND AND WALES**

Bright Futures NE		Charity No (if any)	1157578
Annual accounts for the period			
Period start date	01/04/2020	To	Period end date 31/03/2021

Section A Statement of financial activities

Recommended categories by activity

Incoming resources (Note 3)

Income and endowments from:

Donations and legacies
Charitable activities
Other trading activities
Investments
Separate material item of income
Other

Total

Resources expended (Note 6)

Expenditure on:

Raising funds
Charitable activities
Separate material item of expense
Other

Total

Net income/(expenditure) before investment gains/(losses)

Net gains/(losses) on investments

Net income/(expenditure)

Extraordinary items

Transfers between funds

Other recognised gains/(losses):

Gains and losses on revaluation of fixed assets for the charity's own use

Other gains/(losses)

Net movement in funds

Reconciliation of funds:

Total funds brought forward

Total funds carried forward

Guidance Note

	Unrestricted funds £ F01	Restricted income funds £ F02	Endowment funds £ F03	Total funds £ F04	Prior year funds £ F05
S01	-	-	-	-	-
S02	58,113	380,265	-	438,378	371,024
S03	-	-	-	-	-
S04	-	-	-	-	-
S05	-	-	-	-	-
S06	1	-	-	1	4
S07	58,114	380,265	-	438,379	371,028
S08	-	51,295	-	51,295	53,665
S09	-	203,677	-	203,677	202,993
S10	1,390	-	-	1,390	1,000
S11	-	19,214	-	19,214	18,996
S12	1,390	274,186	-	275,576	276,654
S13	56,724	106,079	-	162,803	94,374
S14	-	-	-	-	-
S15	56,724	106,079	-	162,803	94,374
S16	-	-	-	-	-
S17	-	-	-	-	-
S18	-	-	-	-	-
S19	-	-	-	-	-
S20	56,724	106,079	-	162,803	94,374
S21	73,276	279,138	-	352,414	258,040
S22	130,000	385,217	-	515,217	352,414

Section B

Balance sheet

		Guidance Notes	Unrestricted funds	Restricted income funds	Endowment funds	Total this year	Total last year
			£	£	£	£	£
			F01	F02	F03	F04	F05
Fixed assets							
Intangible assets	(Note 15)	B01	-	-	-	-	-
Tangible assets	(Note 14)	B02	-	3,065	-	3,065	1,684
Heritage assets	(Note 16)	B03	-	-	-	-	-
Investments	(Note 17)	B04	-	-	-	-	-
Total fixed assets		B05	-	3,065	-	3,065	1,684
Current assets							
Stocks	(Note 18)	B06	-	-	-	-	-
Debtors	(Note 19)	B07	-	-	-	-	5,572
Investments	(Note 17.4)	B08	-	-	-	-	-
Cash at bank and in hand	(Note 24)	B09	130,000	390,752	-	520,752	346,556
Total current assets		B10	130,000	390,752	-	520,752	352,128
Creditors: amounts falling due within one year							
	(Note 20)	B11	-	8,600	-	8,600	1,409
Net current assets/(liabilities)		B12	130,000	382,152	-	512,152	350,719
Total assets less current liabilities		B13	130,000	385,217	-	515,217	352,403
Creditors: amounts falling due after one year							
	(Note 20)	B14	-	-	-	-	-
Provisions for liabilities		B15	-	-	-	-	-
Total net assets or liabilities		B16	130,000	385,217	-	515,217	352,403
Funds of the Charity							
Endowment funds	(Note 27)	B17	-	-	-	-	-
Restricted income funds	(Note 27)	B18	-	385,217	-	385,217	280,137
Unrestricted funds		B19	130,000	-	-	130,000	73,276
Revaluation reserve		B20	-	-	-	-	-
Total funds		B21	130,000	385,217	-	515,217	353,413

Signed by one or two trustees on behalf of all the trustees

Signature	Print Name	Date of approval dd/mm/yyyy
J. Welsh	JOYCE WELSH	07/01/2022

Note 1 Basis of preparation

This section should be completed by all charities.

1.1 Basis of accounting

These accounts have been prepared under the historical cost convention with those recognised at cost or revaluation value unless otherwise stated in the relevant note(s) to these accounts.

The accounts have been prepared in accordance with:

- and with the Statement of Recommended Practice: Accounting and Reporting by Charities preparing their accounts in accordance with the Financial Reporting Standard applicable in the UK and Republic of Ireland (FRS 102) issued on 10 July 2004
- and with the Financial Reporting Standard applicable in the United Kingdom and Republic of Ireland (FRS 102)
- and with the Charities Act 2011.

The charity constitutes a public benefit entity as defined by FRS 102.

- Tick as appropriate

1.2 Going concern

If there are material uncertainties related to events or conditions that cast significant doubt on the charity's ability to continue as a going concern, please provide the following details or state "Not applicable", if appropriate:

An explanation as to those factors that support the conclusion that the charity is a going concern;

Disclosure of any uncertainties that make the going concern assumption doubtful;

Where accounts are not prepared on a going concern basis, please declare this fact together with the basis on which the trustees prepared the accounts and the reason why the charity is not regarded as a going concern.

The cash resources held are sufficient enough to cover operations over the next 1 year, even if funding dropped to zero.	
Not applicable	
Not applicable	

1.3 Change of accounting policy

The accounts present a true and fair view and the accounting policies adopted are those outlined in note (2).

Yes	<input checked="" type="checkbox"/>	- Tick as appropriate
No	<input checked="" type="checkbox"/>	

Please disclose:

(a) the nature of the change in accounting policy;	Not applicable
(b) the reasons why applying the new accounting policy provides more reliable and more relevant information; and	Not applicable
(c) the amount of the adjustment for each line affected in the current period, each prior period presented and the aggregate amount of the adjustment relating to periods before those presented (3.46 FRS 102 SORP).	Not applicable

1.4 Changes to accounting estimates

No changes to accounting estimates have occurred in the reporting period (3.46 FRS 102 SORP).

Yes	<input checked="" type="checkbox"/>	- Tick as appropriate
No	<input checked="" type="checkbox"/>	

Please disclose:

(a) the nature of any changes;	Not applicable
(b) the effect of the change on income and expense or assets and liabilities for the current period; and	Not applicable
(c) where practicable, the effect of the change in one or more future periods.	Not applicable

1.5 Material prior year errors

No material prior year errors have been identified in the reporting period (3.47 FRS 102 SORP).

Yes	<input checked="" type="checkbox"/>	- Tick as appropriate
No	<input checked="" type="checkbox"/>	

Please disclose:

(a) the nature of the prior period error;	Not applicable
(b) for each prior period presented in the accounts, the amount of the correction for each account line item affected; and	Not applicable
(c) the amount of the correction at the beginning of the earliest prior period presented in the accounts.	Not applicable

Nota 2 Accounting policies

Please complete this note when first reporting under FRS2102. Section 35 of FRS102, requires 3 reconciliations to be presented, if all are applicable.

2.1 RECONCILIATION WITH PREVIOUS GENERALLY ACCEPTED ACCOUNTING PRACTICE

Please provide a description of the nature of each change in accounting policy

Reconciliation of funds per previous GAAP to funds determined under FRS 102

	Start of period £	End of period £
Fund balances as previously stated		
Adjustments:		

Fund balance as restated _____

Reconciliation of net income/(net expenditure) per previous GAAP to net income/(net expenditure) under FRS 102

	End of period £
Net income/(expenditure) as previously stated	
Adjustments:	

Previous period net income/(expenditure) as restated _____

Note 2

Accounting policies

2.2 INCOME

This standard list of accounting policies has been applied by the charity except for those ticked "No" or "N/A". Where a different or additional policy has been adopted then this is detailed in the box below.

Recognition of income	These are included in the Statement of Financial Activities (SoFA) when: <ul style="list-style-type: none"> the charity becomes entitled to the resources; it is more likely than not that the trustees will receive the resources; and the monetary value can be measured with sufficient reliability. 	Yes	No	N/A
		<input checked="" type="checkbox"/>	<input checked="" type="checkbox"/>	<input checked="" type="checkbox"/>
Offsetting	There has been no offsetting of assets and liabilities, or income and expenses, unless required or permitted by the FRS 102 SORP or FRS 102.	Yes	No	N/A
		<input checked="" type="checkbox"/>	<input checked="" type="checkbox"/>	<input checked="" type="checkbox"/>
Grants and donations	Grants and donations are only included in the SoFA when the general income recognition criteria are met (5.10 to 5.12 FRS102 SORP).	Yes	No	N/A
		<input checked="" type="checkbox"/>	<input checked="" type="checkbox"/>	<input checked="" type="checkbox"/>
Legacies	In the case of performance related grants, income must only be recognized to the extent that the charity has provided the specified goods or services as entitlement to the grant only occurs when the performance related conditions are met (5.18 FRS 102 SORP). Legacies are included in the SoFA when receipt is probable, that is, when there has been grant of probate, the executors have established that there are sufficient assets in the estate and any conditions attached to the legacy are either within the control of the charity or have been met.	Yes	No	N/A
		<input checked="" type="checkbox"/>	<input checked="" type="checkbox"/>	<input checked="" type="checkbox"/>
Government grants	The charity has received government grants in the reporting period	Yes	No	N/A
		<input checked="" type="checkbox"/>	<input checked="" type="checkbox"/>	<input checked="" type="checkbox"/>
Tax reclaim on donations and gifts	Gift Aid receivable is included in income when there is a valid declaration from the donor. Any Gift Aid amount recovered on a donation is considered to be part of that gift and is treated as an addition to the same fund as the initial donation unless the donor or the terms of the appeal have specified otherwise.	Yes	No	N/A
		<input checked="" type="checkbox"/>	<input checked="" type="checkbox"/>	<input checked="" type="checkbox"/>
Contracted income and performance related grants	This is only included in the SoFA once the charity has provided the related goods or services or met the performance related conditions.	Yes	No	N/A
		<input checked="" type="checkbox"/>	<input checked="" type="checkbox"/>	<input checked="" type="checkbox"/>
Donated goods	Donated goods are measured at fair value (the amount for which the asset could be exchanged) unless impractical to do so. The cost of any stock of goods donated for distribution to beneficiaries is deemed to be the fair value of those goods at the time of their receipt and they are recognized on receipt in the reporting period in which the stocks are distributed, they are recognized as an expense at the carrying amount of the stocks at distribution. Donated goods for resale are measured at fair value on initial recognition, which is the expected proceeds from sale less the expected costs of sale, and recognized in 'income from other trading activities' with the corresponding stock recognized in the balance sheet. On its sale the value of stock is charged against 'income from other trading activities' and the proceeds from sale are also recognized as 'income from other trading activities'. Goods donated for on-going use by the charity are recognized as tangible fixed assets and included in the SoFA as incoming resources when receivable. Gifts in kind for use by the charity are included in the SoFA as income from donations when receivable.	Yes	No	N/A
		<input checked="" type="checkbox"/>	<input checked="" type="checkbox"/>	<input checked="" type="checkbox"/>
		<input checked="" type="checkbox"/>	<input checked="" type="checkbox"/>	<input checked="" type="checkbox"/>
		<input checked="" type="checkbox"/>	<input checked="" type="checkbox"/>	<input checked="" type="checkbox"/>
		<input checked="" type="checkbox"/>	<input checked="" type="checkbox"/>	<input checked="" type="checkbox"/>
		<input checked="" type="checkbox"/>	<input checked="" type="checkbox"/>	<input checked="" type="checkbox"/>
Donated services and facilities	Donated services and facilities are included in the SoFA when received at the value of the gift to the charity provided the value of the gift can be measured reliably. Donated services and facilities that are consumed immediately are recognized as income with an equivalent amount recognized as an expense under the appropriate heading in the SoFA.	Yes	No	N/A
		<input checked="" type="checkbox"/>	<input checked="" type="checkbox"/>	<input checked="" type="checkbox"/>
		<input checked="" type="checkbox"/>	<input checked="" type="checkbox"/>	<input checked="" type="checkbox"/>
Support costs	The charity has incurred expenditure on support costs.	Yes	No	N/A
		<input checked="" type="checkbox"/>	<input checked="" type="checkbox"/>	<input checked="" type="checkbox"/>
Voluntary help	The value of any voluntary help received is not included in the accounts but is described in the trustees' annual report.	Yes	No	N/A
		<input checked="" type="checkbox"/>	<input checked="" type="checkbox"/>	<input checked="" type="checkbox"/>
Income from interest, royalties and dividends	This is included in the accounts when receipt is probable and the amount receivable can be stated reliably.	Yes	No	N/A
		<input checked="" type="checkbox"/>	<input checked="" type="checkbox"/>	<input checked="" type="checkbox"/>
Income from membership subscriptions	Membership subscriptions received in the nature of a gift are recognized in Donations and Legacies. Membership subscriptions which gives a member the right to buy services or other benefits are recognized as income earned from the provision of goods and services as income from charitable activities.	Yes	No	N/A
		<input checked="" type="checkbox"/>	<input checked="" type="checkbox"/>	<input checked="" type="checkbox"/>
		<input checked="" type="checkbox"/>	<input checked="" type="checkbox"/>	<input checked="" type="checkbox"/>
Settlement of insurance claims	Insurance claims are only included in the SoFA when the general income recognition criteria are met (5.10 to 5.12 FRS102 SORP) and are included as an item of other income in the SoFA.	Yes	No	N/A
		<input checked="" type="checkbox"/>	<input checked="" type="checkbox"/>	<input checked="" type="checkbox"/>

Investment gains and losses

This includes any realised or unrealised gains or losses on the sale of investments and any gain or loss resulting from revaluing investments to market value at the end of the year.

Yes	No	N/a
<input checked="" type="checkbox"/>	<input checked="" type="checkbox"/>	<input checked="" type="checkbox"/>

2.3 EXPENDITURE AND LIABILITIES

Liability recognition

Liabilities are recognised where it is more likely than not that there is a legal or constructive obligation compelling the charity to pay out resources and the amount of the obligation can be measured with reasonable certainty.

Yes	No	N/a
<input checked="" type="checkbox"/>	<input checked="" type="checkbox"/>	<input checked="" type="checkbox"/>

Governance and support costs

Support costs have been allocated between governance costs and other support. Governance costs comprise all costs involving public accountability of the charity and its compliance with regulation and good practice.

Yes	No	N/a
<input checked="" type="checkbox"/>	<input checked="" type="checkbox"/>	<input checked="" type="checkbox"/>

Support costs include central functions and have been allocated to activity cost categories on a basis consistent with the use of resources, eg allocating property costs by floor areas, or per capita, staff costs by the time spent and other costs by their usage.

Yes	No	N/a
<input checked="" type="checkbox"/>	<input checked="" type="checkbox"/>	<input checked="" type="checkbox"/>

Grants with performance conditions

Where the charity gives a grant with conditions for its payment being a specific level of service or output to be provided, such grants are only recognised in the SoFA once the recipient of the grant has provided the specified service or output.

Yes	No	N/a
<input checked="" type="checkbox"/>	<input checked="" type="checkbox"/>	<input checked="" type="checkbox"/>

Grants payable without performance conditions

Where there are no conditions attaching to the grant that enables the donor charity to realistically avoid the commitment, a liability for the full funding obligation must be recognised.

Yes	No	N/a
<input checked="" type="checkbox"/>	<input checked="" type="checkbox"/>	<input checked="" type="checkbox"/>

Redundancy cost

The charity made no redundancy payments during the reporting period.

Yes	No	N/a
<input checked="" type="checkbox"/>	<input checked="" type="checkbox"/>	<input checked="" type="checkbox"/>

Deferred income

No material item of deferred income has been included in the accounts.

Yes	No	N/a
<input checked="" type="checkbox"/>	<input checked="" type="checkbox"/>	<input checked="" type="checkbox"/>

Creditors

The charity has creditors which are measured at settlement amounts less any trade discounts.

Yes	No	N/a
<input checked="" type="checkbox"/>	<input checked="" type="checkbox"/>	<input checked="" type="checkbox"/>

Provisions for liabilities

A liability is measured on recognition at its historical cost and then subsequently measured at the best estimate of the amount required to settle the obligation at the reporting date.

Yes	No	N/a
<input checked="" type="checkbox"/>	<input checked="" type="checkbox"/>	<input checked="" type="checkbox"/>

Basic financial instruments

The charity accounts for basic financial instruments on initial recognition as per paragraph 11.7 FRS102 SORP. Subsequent measurement is as per paragraphs 11.17 to 11.19, FRS102 SORP.

Yes	No	N/a
<input checked="" type="checkbox"/>	<input checked="" type="checkbox"/>	<input checked="" type="checkbox"/>

2.4 ASSETS

Tangible fixed assets for use by charity

These are capitalised if they can be used for more than one year, and cost at least

£500

They are valued at cost.

Yes	No	N/a
<input checked="" type="checkbox"/>	<input checked="" type="checkbox"/>	<input checked="" type="checkbox"/>

The depreciation rates and methods used are disclosed in note 9.2.

Intangible fixed assets

The charity has intangible fixed assets, that is, non-monetary assets that do not have physical substance but are identifiable and are controlled by the charity through custody or legal rights. The amortisation rates and methods used are disclosed in note 9.5.

Yes	No	N/a
<input checked="" type="checkbox"/>	<input checked="" type="checkbox"/>	<input checked="" type="checkbox"/>

They are valued at cost.

Yes	No	N/a
<input checked="" type="checkbox"/>	<input checked="" type="checkbox"/>	<input checked="" type="checkbox"/>

Heritage assets

The charity has heritage assets, that is, non-monetary assets with historic, artistic, scientific, technological, geographical or environmental qualities that are held and maintained principally for their contribution to knowledge and culture. The depreciation rates and methods used are disclosed in note 9.6.1.4.

Yes	No	N/a
<input checked="" type="checkbox"/>	<input checked="" type="checkbox"/>	<input checked="" type="checkbox"/>

They are valued at cost.

Yes	No	N/a
<input checked="" type="checkbox"/>	<input checked="" type="checkbox"/>	<input checked="" type="checkbox"/>

Investments

Fixed asset investments in quoted shares, traded bonds and similar investments are valued at initially at cost and subsequently at fair value (their market value) at the year end. This same treatment is applied to unlisted investments unless fair value cannot be measured reliably in which case it is measured at cost less impairment.

Yes	No	N/a
<input checked="" type="checkbox"/>	<input checked="" type="checkbox"/>	<input checked="" type="checkbox"/>

Investments held for resale or pending their sale and cash and cash equivalents with a maturity date of less than 1 year are treated as current asset investments.

Yes	No	N/a
<input checked="" type="checkbox"/>	<input checked="" type="checkbox"/>	<input checked="" type="checkbox"/>

Stocks and work in progress

Stocks held for sale as part of non-charitable trade are measured at the lower of cost or net realisable value.

Yes	No	N/a
<input checked="" type="checkbox"/>	<input checked="" type="checkbox"/>	<input checked="" type="checkbox"/>

Goods or services provided as part of a charitable activity are measured at net realisable value based on the service potential provided by items of stock.

Yes	No	N/a
<input checked="" type="checkbox"/>	<input checked="" type="checkbox"/>	<input checked="" type="checkbox"/>

Work in progress is valued at cost less any foreseeable loss that is likely to occur on the contract.

Yes	No	N/a
<input checked="" type="checkbox"/>	<input checked="" type="checkbox"/>	<input checked="" type="checkbox"/>

Debtors

Debtors (including trade debtors and loans receivable) are measured on initial recognition at settlement amount after any trade discounts or amount advanced by the charity. Subsequently, they are measured at the cash or other consideration expected to be received.

Yes	No	N/a
<input checked="" type="checkbox"/>	<input checked="" type="checkbox"/>	<input checked="" type="checkbox"/>

Current asset investments

The charity has investments which it holds for resale or pending their sale and cash and cash equivalents with a maturity date less than one year. These include cash on deposit and cash equivalents with a maturity date of less than one year held for investment purposes rather than to meet short term cash commitments as they fall due.

Yes	No	N/a
<input checked="" type="checkbox"/>	<input checked="" type="checkbox"/>	<input checked="" type="checkbox"/>

Yes No N/a

They are valued at fair value except where they qualify as basic financial instruments.

✓	✓	✓
---	---	---

**POLICIES ADOPTED
ADDITIONAL TO OR
DIFFERENT FROM
THOSE ABOVE**

--

Note 3

Analysis of income

Analysis	Unrestricted	Restricted	Endowment	Total funds	Prior year
	funds	income funds	funds	£	£
Donations and legacies:					
Donations and gifts	-	-	-	-	-
Gift Aid	-	-	-	-	-
Legacies	-	-	-	-	-
General grants provided by government/other charities	58,113	380,265	-	438,378	371,024
Membership subscriptions and sponsorships which are in substance donations	-	-	-	-	-
Donated goods, facilities and services	-	-	-	-	-
Other	-	-	-	-	-
Total	58,113	380,265	-	438,378	371,024
Charitable activities:					
	-	-	-	-	-
	-	-	-	-	-
Other	-	-	-	-	-
Total	-	-	-	-	-
Other trading activities:					
	-	-	-	-	-
	-	-	-	-	-
Other	-	-	-	-	-
Total	-	-	-	-	-
Income from investments:					
Interest income	1	-	-	1	4
Dividend income	-	-	-	-	-
Rental and leasing income	-	-	-	-	-
Other	-	-	-	-	-
Total	1	-	-	1	4
Separate material item of income:					
	-	-	-	-	-
	-	-	-	-	-
Other	-	-	-	-	-
Total	-	-	-	-	-
Other:					
Conversion of endowment funds into income	-	-	-	-	-
Gain on disposal of a tangible fixed asset held for charity's own use	-	-	-	-	-
Gain on disposal of a programme related investment	-	-	-	-	-
Royalties from the exploitation of intellectual property rights	-	-	-	-	-
Other	-	-	-	-	-
Total	-	-	-	-	-
TOTAL INCOME	58,114	380,265	-	438,379	371,028

Other information:

All income in the prior year was unrestricted except for:
(please provide description and amounts)

£361,087 was restricted. Made up of all grants bar a few small grants which were unrestricted. See note 27.2 for further detail.

Where any endowment fund is converted into income in the reporting period, please give the reason for the conversion.

Not applicable

Where any endowment fund is converted into income in the prior period, please give the reason for the conversion.

Not applicable

Within the income items above the following items are material: (please disclose the nature, amount and any prior year amounts)

Note 4

Analysis of receipts of government grants

	Description	This year £
Government grant 1	South Tyneside Council - Business support	10,000
Government grant 2	HMRC - JRS	15,922
Government grant 3		-
Other		-
	Total	25,922

	Description	Last year £
Government grant 1		-
Government grant 2		-
Government grant 3		-
Other		-
	Total	-

	This year	Last year
<i>Please provide details of any unfulfilled conditions and other contingencies attaching to grants that have been recognised in income.</i>		

	This year	Last year
<i>Please give details of other forms of government assistance from which the charity has directly benefited.</i>		

Note 5 Donated goods, facilities and services

	This year £	Last year £
Seconded staff	-	-
Use of property	-	-
Other	-	-

	This year	Last year
Please provide details of the accounting policy for the recognition and valuation of donated goods, facilities and services.		
Please provide details of any unfulfilled conditions and other contingencies attaching to resources from donated goods and services not recognised in income.		
Please give details of other forms of other donated goods and services not recognised in the accounts, eg contribution of unpaid volunteers.		

Note 6

Analysis of expenditure

Analysis	This year				Last year			
	Unrestricted funds	Restricted income funds	Endowment funds	Total funds	Unrestricted funds	Restricted income funds	Endowment funds	Total funds
Expenditure on raising funds:				£				£
Incurred seeking donations	-	-	-	-	-	-	-	-
Incurred seeking legacies	-	-	-	-	-	-	-	-
Incurred seeking grants	-	51,295	-	51,295	-	53,665	-	53,665
Operating membership schemes and social lotteries	-	-	-	-	-	-	-	-
Staging fundraising events	-	-	-	-	-	-	-	-
Fundraising agents	-	-	-	-	-	-	-	-
Operating charity shops	-	-	-	-	-	-	-	-
Operating a trading company undertaking non-charitable trading activity	-	-	-	-	-	-	-	-
Advertising, marketing, direct mail and publicity	-	-	-	-	-	-	-	-
Start up costs incurred in generating new source of future income	-	-	-	-	-	-	-	-
Database development costs	-	-	-	-	-	-	-	-
Other trading activities	-	-	-	-	-	-	-	-
Investment management costs:	-	-	-	-	-	-	-	-
Portfolio management costs	-	-	-	-	-	-	-	-
Cost of obtaining investment advice	-	-	-	-	-	-	-	-
Investment administration costs	-	-	-	-	-	-	-	-
Intellectual property licencing costs	-	-	-	-	-	-	-	-
Rent collection, property repairs and maintenance charges	-	-	-	-	-	-	-	-
	-	-	-	-	-	-	-	-
Total expenditure on raising funds	-	51,295	-	51,295	-	53,665	-	53,665
Expenditure on charitable activities:								
Sessional workers	-	117,125	-	117,125	-	121,227	-	121,227
Positive activities	-	75,799	-	75,799	-	80,143	-	80,143
Miscellaneous	-	10,752	-	10,752	-	1,623	-	1,623
	-	-	-	-	-	-	-	-
Total expenditure on charitable activities	-	203,676	-	203,676	-	202,993	-	202,993
Separate material item of expense								
Governance	1,390	-	-	1,390	1,000	-	-	1,000
	-	-	-	-	-	-	-	-
	-	-	-	-	-	-	-	-
Total	1,390	-	-	1,390	1,000	-	-	1,000
Other								
Office and admin costs	-	16,036	-	16,036	-	15,026	-	15,026
Training	-	3,178	-	3,178	-	3,970	-	3,970
	-	-	-	-	-	-	-	-
	-	-	-	-	-	-	-	-
Total other expenditure	-	19,214	-	19,214	-	18,996	-	18,996
TOTAL EXPENDITURE	1,390	274,185	-	275,575	1,000	275,654	-	276,654

Other information:

Analysis of expenditure on charitable activities

Activity or programme	This year				Last year			
	Activities undertaken directly	Grant funding of activities	Support Costs	Total this year	Activities undertaken directly	Grant funding of activities	Support Costs	Total last year
	£	£	£	£	£	£	£	£
Activity 1	-	-	-	-	-	-	-	-
Activity 2	-	-	-	-	-	-	-	-
Other	-	-	-	-	-	-	-	-
Total	-	-	-	-	-	-	-	-

Note 7 Extraordinary items

Please explain the nature of each extraordinary item occurring in the period.

	Description	This year £	Last year £
Extraordinary item 1		-	-
Extraordinary item 2		-	-
Extraordinary item 3		-	-
Extraordinary item 4		-	-
Total extraordinary items		-	-

Note 9 Support Costs

Please complete this note if the charity has analysed its expenses using activity categories and has support costs.

This year

Support cost (examples)	Raising funds	Activity 1	Activity 2	Activity 3	Grand total	Basis of allocation (Describe method)
	£	£	£	£	£	
Governance	-	-	-	-	-	
	-	-	-	-	-	
	-	-	-	-	-	
	-	-	-	-	-	
Other	-	-	-	-	-	
Total	-	-	-	-	-	

Last year

Support cost (examples)	Raising funds	Activity 1	Activity 2	Activity 3	Grand total	Basis of allocation (Describe method)
	£	£	£	£	£	
Governance	-	-	-	-	-	
	-	-	-	-	-	
	-	-	-	-	-	
	-	-	-	-	-	
Other	-	-	-	-	-	
Total	-	-	-	-	-	

Please provide details of the accounting policy adopted for the apportionment of costs between activities and any estimation techniques used to calculate their apportionment.

Note 10 Details of certain items of expenditure

10.1 Fees for examination of the accounts

Please provide details of the amount paid for any statutory external scrutiny of accounts and other services provided by your independent examiner. If nothing was paid please enter '0' in the appropriate box(es).

Independent examiner's fees

Assurance services other than audit or independent examination

Tax advisory fees

Other fees (for example: financial advice, consultancy, accountancy services) paid to the independent examiner

This year £	Last year £
395	295
-	-
-	-
-	-

Note 11

Paid employees

Please complete this note if the charity has any employees.

11.1 Staff Costs

	This year £	Last year £
Salaries and wages	225,923	198,759
Social security costs	7,415	16,732
Pension costs (defined contribution scheme)	4,349	3,601
Other employee benefits	-	-
Total staff costs	237,687	219,092

This year:

Please provide details of expenditure on staff working for the charity whose contracts are with and are paid by a related party

Not applicable

Last year:

Please provide details of expenditure on staff working for the charity whose contracts are with and are paid by a related party

Not applicable

Please give details of the number of employees whose total employee benefits (excluding employer pension costs) fall within each band of £10,000 from £60,000 upwards. If there are no such transactions, please enter 'true' in the box provided.

No employees received employee benefits (excluding employer pension costs) for the reporting period of more than £60,000

TRUE

Band	Number of employees	
	This year	Last year
£60,000 to £69,999	-	-
£70,000 to £79,999	-	-
£80,000 to £89,999	-	-
£90,000 to £99,999	-	-
£100,000 to £109,999	-	-

Please provide the total amount paid to key management personnel (includes trustees and senior management) for their services to the charity. For specific amounts paid to trustees, see Note 28.

This year £	Last year £
96,000	85,000

11.2 Average head count in the year

The parts of the charity in which the employees work

	This year Number	Last year Number
Parishishes	2	2
Charitable Activities	9	9
Government	-	-
Other	-	-
Total	11	11

11.3 Ex-gratia payments to employees and others (excluding trustees)

Please complete if an ex-gratia payment is made.

Please explain the nature of the payment

This year	Last year

Please state the legal authority or reason for making the payment

This year	Last year

Please state the amount of the payment (or value of any waiver of a right to an asset)

This year £	Last year £
-	-

11.4 Redundancy payments

Please complete if any redundancy or termination payment is made in the period.

Total amount of payment

This year £	Last year £
-	-

The nature of the payment (cash, asset etc.)

--	--

The extent of redundancy funding at the balance sheet date

This year £	Last year £
-	-

Please state the accounting policy for any redundancy or termination payments

--	--

Note 12 Defined contribution pension scheme or defined benefit scheme accounted for as a defined contribution scheme.

12.1 Please complete this note if a defined contribution pension scheme is operated.

Amount of contributions recognized in the SOFA as an expense

This year	Last year
£	£
4,349	3,601

Please explain the basis for allocating the liability and expense of defined contribution pension scheme between activities and between restricted and unrestricted funds.

All employees in the pension scheme fall under the restricted funds.	All employees in the pension scheme fall under the restricted funds.
--	--

12.2 Please complete this section where the charity participates in a defined benefit pension plan but is unable to ascertain its share of the underlying assets and liabilities.

Please confirm that although the scheme is accounted for as a defined contribution plan, it is a defined benefit plan.

Please provide such information as is available about the plan's surplus or deficit and the implications, if any, for the reporting charity for this year and last year, if different

12.3 Please complete this section where the charity participates in a multi-employer defined benefit pension plan that is accounted for as a defined contribution plan.

Describe the extent to which the charity can be liable to the plan for other entities' obligations under the terms and conditions of the multi-employer plan. If this is different for last year, provide details

Provide an explanation of how any liability arising from an agreement with a multi-employer plan to fund a deficit has been determined. If this is different for last year, provide details

Note 14 Tangible fixed assets

Please complete this note if the charity has any tangible fixed assets

14.1 Cost or valuation

	Freehold land & buildings	Other land & buildings	Plant, machinery and motor vehicles	Fixtures, fittings and equipment	Total
	£	£	£	£	£
At the beginning of the year	-	-	742	2,805	3,547
Additions	-	-	-	2,428	2,428
Revaluations	-	-	-	-	-
Disposals	-	-	-	-	-
Transfers *	-	-	-	-	-
At end of the year	-	-	742	5,233	5,975

14.2 Depreciation and impairments

	**Basis SL or RB (Straight Line or Reducing Balance)	SL or RB	SL	SL	SL or RB
** Rate					
At beginning of the year	-	-	741	1,122	1,863
Disposals	-	-	-	-	-
Depreciation	-	-	-	1,047	1,047
Impairment	-	-	-	-	-
Transfers*	-	-	-	-	-
At end of the year	-	-	741	2,169	2,910

14.3 Net book value

Net book value at the beginning of the year	-	-	1	1,683	1,684
Net book value at the end of the year	-	-	1	3,064	3,065

14.4 Impairment

This year: Please provide a description of the events and circumstances that led to the recognition or reversal of an impairment loss.

--

Last year: Please provide a description of the events and circumstances that led to the recognition or reversal of an impairment loss.

--

14.5 Revaluation

If an accounting policy of revaluation is adopted, please provide:

the effective date of the revaluation

the name of independent valuer, if applicable

the methods applied and significant assumptions

the carrying amount that would have been recognised had the assets been carried under the cost model.

This year	Last year

14.6 Other disclosures

(i) Please state the amount of borrowing costs, if any, capitalised in the construction of tangible fixed assets and the capitalisation rate used.

(ii) Please provide the amount of contractual commitments for the acquisition of tangible fixed assets.

(iii) Details of the existence and carrying amounts of property, plant and equipment to which the charity has restricted title or that are pledged as security for liabilities.

This year	Last year
£	£

* The "transfers" row is for movements between fixed asset categories.

** Please indicate the method of depreciation by deleting the method not applicable (SL = straight line; RB = reducing balance). Also please indicate the rate of depreciation: for straight line, what is the anticipated life of the asset (in years); for reducing balance, what is the percentage annual deduction.

Note 15 Intangible assets*Please complete this note if the charity has any intangible assets***15.1 Cost or valuation**

	Research & development	Patents and trademarks	Other	Total
	£	£	£	£
At beginning of the year	-	-	-	-
Additions	-	-	-	-
Disposals	-	-	-	-
Revaluations	-	-	-	-
Transfers *	-	-	-	-
At end of the year	-	-	-	-

15.2 Amortisation and impairments

**Basis	SL or RB	SL or RB	SL or RB	SL or RB	Straight Line ("SL") or Reducing Balance ("RB")
** Rate					
At beginning of the year	-	-	-	-	-
Disposals	-	-	-	-	-
Amortisation	-	-	-	-	-
Impairment	-	-	-	-	-
Transfers*	-	-	-	-	-
At end of year	-	-	-	-	-

15.3 Net book value

Net book value at the beginning of the year	-	-	-	-
Net book value at the end of the year	-	-	-	-

15.4 Accounting policy*Please disclose the accounting policy for intangible fixed assets including:**Reasons for choosing amortisation rates**Policies for the recognition of any capital development*

15.5 Impairment

This year:

Please provide a description of the events and circumstances that led to the recognition or reversal of an impairment loss.

--

Last year:

Please provide a description of the events and circumstances that led to the recognition or reversal of an impairment loss.

--

15.6 Revaluation

If an accounting policy of revaluation is adopted, please provide:

the effective date of the revaluation

the name of independent valuer, if applicable

the methods applied

the carrying amount that would have been recognised had the assets been carried under the cost model.

This year	Last year

15.7 Other disclosures

(i) If your intangible asset was acquired by way of grant, provide value on initial recognition and carrying amount of the asset.

(ii) Details of the carrying amounts of any intangible assets to which the charity has restricted title or that are pledged as security for liabilities.

(iii) Please provide the amount of contractual commitments for the acquisition of intangible assets.

(iv) State the amount of research and development expenditure recognised as expenditure in the year.

(v) Please detail the headings in the SOFA in which a charge for amortisation of intangible assets is included.

(vi) For any material intangible assets, please provide a description, its carrying amount and any remaining amortisation period.

* The "transfers" row is for movements between fixed asset categories.

** Please indicate the method of depreciation by deleting the method not applicable (SL = straight line; RB = reducing balance). Also please indicate the rate of depreciation: for straight line, what is the anticipated life of the asset (in years); for reducing balance, what is the percentage annual deduction.

Note 16 Heritage assets*Please complete this note if the charity has heritage assets***16.1 General disclosures for all charities holding heritage assets**

	This year	Last year
(i) Explain the nature and scale of heritage assets held.		
(ii) Explain the policy for the acquisition, preservation, management and disposal of heritage assets.		

16.2 Cost or valuation

	Heritage asset 1 £	Heritage asset 2 £	Heritage asset 3 £	Heritage asset 4 £	Total £
At beginning of the year	-	-	-	-	-
Additions	-	-	-	-	-
Disposals	-	-	-	-	-
Revaluations	-	-	-	-	-
Transfers *	-	-	-	-	-
At end of the year	-	-	-	-	-

16.3 Depreciation and impairments

					Straight Line ("SL") or Reducing Balance
**Basis					
** Rate					

At beginning of the year	-	-	-	-	-
Disposals	-	-	-	-	-
Depreciation	-	-	-	-	-
Impairment	-	-	-	-	-
Transfers*	-	-	-	-	-
At end of year	-	-	-	-	-

16.4 Net book value

Net book value at the beginning of the year	-	-	-	-	-
Net book value at the end of the year	-	-	-	-	-

16.5 Impairment

This year

Please provide a description of the events and circumstances that led to the recognition or reversal of an impairment loss.

--

Last year

Please provide a description of the events and circumstances that led to the recognition or reversal of an impairment loss.

--

16.6 Revaluation

If an accounting policy of revaluation is adopted, please provide:

the effective date of the revaluation

the name of independent valuer, if applicable

qualifications of independent valuer

the methods applied and significant assumptions

any significant limitations on the valuation

This year	Last year

16.7 Analysis of heritage assets by class or group distinguishing those at cost and those at valuation

Carrying amount at the beginning of the period

Additions

Disposals

Depreciation/impairment

Revaluation

Carrying amount at the end of period

At valuation Group A	At cost Group B	Total
£	£	£
-	-	-
-	-	-
-	-	-
-	-	-
-	-	-
-	-	-

16.8 Heritage assets (where heritage assets are not recognised on the balance sheet)

(i) Explain the reason why heritage assets have not been recognised on the balance sheet.

(ii) Describe the significance and nature of heritage assets.

(iii) Disclose information that is helpful in assessing the value of heritage assets.

(iv) Explain the reason why it is not practicable to obtain a valuation of heritage assets.

This year	Last year

16.9 Five year summary of heritage assets transactions

	2015	2014	2013	2012	2011
	£	£	£	£	£
Purchases					
Group A	-	-	-	-	-
Group B	-	-	-	-	-
Group C	-	-	-	-	-
Other	-	-	-	-	-
Donations					
Group A	-	-	-	-	-
Group B	-	-	-	-	-
Group C	-	-	-	-	-
Other	-	-	-	-	-
Total additions	-	-	-	-	-
Charge for impairment					
Group A	-	-	-	-	-
Group B	-	-	-	-	-
Group C	-	-	-	-	-
Other	-	-	-	-	-
Total charge for impairment	-	-	-	-	-
Disposals					
Group A - carrying amount	-	-	-	-	-
Group B - carrying amount	-	-	-	-	-
Group C	-	-	-	-	-
Other	-	-	-	-	-
Total disposals	-	-	-	-	-

Note 17 Investment assets

Please complete this note if the charity has any investment assets.

17.1 Fixed assets investments (please provide for each class of investment)

	Cash & cash equivalents	Listed investments	Investment properties	Social investments	Other	Total
Carrying (fair) value at beginning of period	-	-	-	-	-	-
Add: additions to investments during period*	-	-	-	-	-	-
Less: disposals at carrying value	-	-	-	-	-	-
Less: impairments	-	-	-	-	-	-
Add: Reversal of impairments	-	-	-	-	-	-
Add/(deduct): transfer in/(out) in the period	-	-	-	-	-	-
Add/(deduct): net gain/(loss) on revaluation	-	-	-	-	-	-
Carrying (fair) value at end of year	-	-	-	-	-	-

*Please specify additions resulting from acquisitions through business combinations, if any.

Please note that Fair Value in this context is the amount for which an asset could be exchanged between knowledgeable and willing parties in an arm's length transaction. For traded securities, the fair value is the value of the security quoted on the London Stock Exchange Daily Official List or equivalent. For other assets where there is no market price on a traded market, it is the trustees' or valuers' best estimate of fair value.

17.2 Please provide a breakdown of investments shown above agreeing with the balance sheet row B04 differentiating between those held at fair value and those held at cost less impairment.

This year:
Analysis of investments

Cash or cash equivalents
Listed investments
Investment properties
Social investments
Other investments
Total
Grand total (Fair value at year end+Cost less impairment)

Fair value at year end	Cost less impairment
£	£
-	-
-	-
-	-
-	-
-	-
-	-
-	-
-	-

Last year:
Analysis of investments

Cash or cash equivalents
Listed investments
Investment properties
Social investments
Other investments
Total
Grand total (Fair value at year end+Cost less impairment)

Fair value at year end	Cost less impairment
£	£
-	-
-	-
-	-
-	-
-	-
-	-
-	-
-	-

17.3 If your charity holds investment properties, please complete the following note:

- (i) Explain the methods and significant assumptions in determining the fair value of investment property held by the charity
- (ii) Name or independent valuer, if applicable, and relevant qualifications
- (iii) Provide details of any restrictions on the ability to realise investment property or on the remittance of income or disposal proceeds
- (iv) Explain any contractual obligations for the purchase, construction or development of investment property or for repairs, maintenance or enhancements

	This year	Last year
(i) Explain the methods and significant assumptions in determining the fair value of investment property held by the charity		
(ii) Name or independent valuer, if applicable, and relevant qualifications		
(iii) Provide details of any restrictions on the ability to realise investment property or on the remittance of income or disposal proceeds		
(iv) Explain any contractual obligations for the purchase, construction or development of investment property or for repairs, maintenance or enhancements		

17.4 Please provide a breakdown of current asset investments, if applicable, agreeing with the balance sheet.

Analysis of current asset investments

- Cash or cash equivalents
- Listed investments
- Investment properties
- Social investments
- Other investments
- Total

	This year	Last year
	£	£
Cash or cash equivalents	-	-
Listed investments	-	-
Investment properties	-	-
Social investments	-	-
Other investments	-	-
Total	-	-

17.5 Guarantees

Please provide details and amount of any guarantee made to or on behalf of a third party

Name of the entity or entities benefitting from those guarantees

Please explain how the guarantee furthers the charity's aims

	This year	Last year
Please provide details and amount of any guarantee made to or on behalf of a third party		
Name of the entity or entities benefitting from those guarantees		
Please explain how the guarantee furthers the charity's aims		

17.6 Concessionary loans

Amount of concessionary loans made (*Multiple loans made may be disclosed in aggregate provided that such aggregation does not obscure significant information*).

Description	This year £	Last year £
	-	-
	-	-
	-	-
Total	-	-

Amount of concessionary loans received (*Multiple loans received may be disclosed in aggregate provided that such aggregation does not obscure significant information*).

Description	This year £	Last year £
	-	-
	-	-
	-	-
Total	-	-

Terms and conditions eg interest rate, security provided

Value of any concessionary loans which have been committed but not taken up at the reporting date

Amounts payable within 1 year

Amounts payable after more than 1 year

Amounts receivable within 1 year

Amounts receivable after more than 1 year

This year	Last year

17.7 Additional information

Please provide information about the significance of investments to the charity's financial position or performance eg. terms and conditions of loans or the use of hedging to manage financial risk.

For all investments measured at fair value, the basis for determining the value, including any assumptions applied when using a valuation technique.

Where a charity has provided financial assets as a form of security, the carrying amount of the financial asset pledged as security and the terms and conditions relating to its pledge.

This year	Last year

Note 18 Stocks

Please complete this note if the charity holds any stock items

18.1 Please state the carrying amount of stock and work in progress analysed between activities.

	Stock		Donated goods		Work in progress
	For distribution	For resale	For distribution	For resale	
	£	£	£	£	£
Charitable activities:					
<i>Opening</i>	-	-	-	-	-
<i>Added in period</i>	-	-	-	-	-
<i>Expensed in period</i>	-	-	-	-	-
<i>Impaired</i>	-	-	-	-	-
<i>Closing</i>	-	-	-	-	-
Other trading activities:					
<i>Opening</i>	-	-	-	-	-
<i>Added in period</i>	-	-	-	-	-
<i>Expensed in period</i>	-	-	-	-	-
<i>Impaired</i>	-	-	-	-	-
<i>Closing</i>	-	-	-	-	-
Other:					
<i>Opening</i>	-	-	-	-	-
<i>Added in period</i>	-	-	-	-	-
<i>Expensed in period</i>	-	-	-	-	-
<i>Impaired</i>	-	-	-	-	-
<i>Closing</i>	-	-	-	-	-
Total this year	-	-	-	-	-
Total previous year	-	-	-	-	-

18.2 Please specify the carrying amount of any stocks pledged as security for liabilities

This year	Last year
£	£

Note 19 Debtors and prepayments

Please complete this note if the charity has any debtors or prepayments.

19.1 Analysis of debtors

Trade debtors
Prepayments and accrued income
Other debtors

This year	Last year
£	£
-	-
-	-
-	5,572
-	5,572

Total

Please complete 19.2 where a material debtor is recoverable more than a year after the reporting date.

19.2 Analysis of debtors recoverable in more than 1 year (included in debtors above)

Trade debtors
Prepayments and accrued income
Other debtors

This year	Last year
£	£
-	-
-	-
-	-
-	-
Total	Total
-	-

Note 20 Creditors and accruals

Please complete this note if the charity has any creditors or accruals.

20.1 Analysis of creditors

	Amounts falling due within one year		Amounts falling due after more than one year	
	This year £	Last year £	This year £	Last year £
Accruals for grants payable	-	-	-	-
Bank loans and overdrafts	-	-	-	-
Trade creditors	-	-	-	-
Payments received on account for contracts or performance-related grants	-	-	-	-
Accruals and deferred income	1,390	1,000	-	-
Taxation and social security	5,385	409	-	-
Other creditors	1,824	-	-	-
Total	8,599	1,409	-	-

20.2 Deferred income

Please complete this note if the charity has deferred income.

Please explain the reasons why income is deferred.

This year	Last year

Movement in deferred income account

Balance at the start of the reporting period
 Amounts added in current period
 Amounts released to income from previous periods
 Balance at the end of the reporting period

This year £	Last year £
-	-
-	-
-	-
-	-

Note 21 Provisions for liabilities and charges

Please complete this note if you have included in charity expenditure any provisions. A provision is made when the charity has a liability of uncertain timing or amount.

21.1 Movements in recognised provisions and funding commitment during the period

Balance at the start of the reporting period
 Amounts added in current period
 Amounts charged against the provision in the current period
 Unused amounts reversed during the period
 Balance at the end of the reporting period

This year £	Last year £
-	-
-	-
-	-
-	-
-	-

21.2 Please provide:

- a brief description of any obligations on the balance sheet and the expected amount and timing of resulting payments;

- an indication of the uncertainties about the amount or timing of those outflows; and

- the amount of any expected reimbursement, stating the amount of any asset that has been recognised for that expected reimbursement.

	This year	Last year

21.3 For any funding commitment that is not recognised as a liability or provision, provide details of commitment made, the time frame of that commitment, any performance-related conditions and details of how the commitment will be funded (with contracts for capital expenditure separately identified).

	This year	Last year

21.4 Where unrestricted funds have been designated to a fund commitment, please disclose the nature of any amounts designated and the likely timing of that expenditure.

--	--

Note 22 Other disclosures for debtors, creditors and other basic financial instruments

22.1 Please provide information about the significance of financial instruments (eg. debtors, creditors, investments etc) to the charity's financial position or performance, for example, the terms and conditions of loans or the use of hedging to manage financial risk.

This year	Last year

22.2 If the charity has provided financial assets as a form of security, the carrying amount of the financial assets pledged as security and the terms and conditions related to its pledge should be given here.

--	--

Note 23 Contingent liabilities and contingent assets

23.1 Contingent liabilities

Where the charity has contingent liabilities, please complete the following section unless the possibility of their existence is remote.

This year

Description of item including its legal nature. Please describe any security provided in connection to the liability.	Estimate of financial effect

Last year

Description of item including its legal nature. Please describe any security provided in connection to the liability.	Estimate of financial effect

23.2 Contingent assets

Where the charity has contingent assets, please complete the following section when their existence is probable

This year

Description of item	Estimate of financial effect

Last year

Description of item	Estimate of financial effect

23.4 Other disclosures for contingent assets and/or liabilities

Please provide the following information where practicable:

Explain any uncertainties relating to the amount or timing of settlement; and the possibility of any reimbursement

Where it is not practical to make one or more of these disclosures, please state this fact

	This year	Last year

Note 24 Cash at bank and in hand

Short term cash investments (less than 3 months maturity date)
Short term deposits
Cash at bank and on hand
Other
Total

This year £	Last year £
-	-
-	-
520,751	346,566
-	-
520,751	346,566

Note 25 Fair value of assets and liabilities

	This year	Last year
25.1 Please provide details of the charity's exposure to credit risk (the risk of incurring a loss due to a debtor not paying what is owed), liquidity risk (the risk of not being able to meet short term financial demands) and market risk (the risk that the value of an investment will fall due to changes in the market) arising from financial instruments to which the charity is exposed at the end of the reporting period and explain how the charity manages those risks.		
25.2 Please give details of the amount of change in the fair value of basic financial instruments (debtors, creditors, investments (see section 11, FRS 102 SCRP)) measured at fair value through the SoFA that is attributable to changes in credit risk.		

Note 26 **Events after the end of the reporting period**
Please complete this note events (not requiring adjustment to the accounts) have occurred after the end of the reporting period but before the accounts are authorised which relate to conditions that arose after the end of the

	This year	Last year
<p>Please provide details of the nature of the event</p>	<p>The Covid-19 pandemic locked down the UK in Spring 2020, at the time these accounts were produced, the UK was starting the second lockdown.</p>	<p>The Covid-19 pandemic locked down the UK in Spring 2020, at the time these accounts were produced, the UK was starting the second lockdown.</p>
<p>Provide an estimate of the financial effect of the event or a statement that such an estimate cannot be made</p>	<p>A financial estimate can not be undertaken due to the complexity and ongoing nature of the pandemic. Whilst the economy in general is struggling, this pushes more vulnerable individuals into our scope of works.</p>	<p>A financial estimate can not be undertaken due to the complexity and ongoing nature of the pandemic. Whilst the economy in general is struggling, this pushes more vulnerable individuals into our scope of works.</p>

Note 27

Charity funds

27.1 Details of material funds held and movements during the CURRENT reporting period
Please give details of the movements of material individual funds in the reporting period together with a balancing figure for 'Other funds'. The 'Total funds' figure below should reconcile to 'Total funds' in the balance sheet.

* Key: PE - permanent endowment funds; EE - expendable endowment funds; R - restricted income funds, including special trusts, of the charity; and U - unrestricted funds

Fund names	Type PE, EE R or UR *	Purpose and Restrictions	Fund balances brought forward £	Income £	Expenditure £	Transfers £	Gains and losses £	Fund balances carried forward £
BBC Children in Need	R	Delivery of Mini Community Ambassadors Programme	12,127	40,490	31,598	-	-	21,019
Northumbria Police	R	Preventative, education, health and wellbeing projects. Covid response funding	-	58,367	48,367	-	-	10,000
Esmee Fairbairn Foundation	R	Delivery of prevention and education work	12,506	50,000	41,666	-	-	20,840
Esmee Fairbairn Foundation	U	Covid response funding	-	25,000	-	-	-	25,000
The Tudor Trust	R	Delivery of prevention and education work. Covid response funding	13,182	22,000	12,833	-	-	22,349
The Ballinger Charitable Trust	R	Delivery of prevention and education work. Covid response funding	7,467	15,434	9,003	-	-	13,898
Lloyds Bank Foundation	R	One to one tailored support service. Covid response funding	13,441	38,227	18,844	-	-	32,824
People's Health Trust	R	Young Womens Peer Led Support Programme	10,458	17,951	7,479	-	-	20,930
National Lottery Community Fund	R	Covid response funding	-	31,886	31,886	-	-	-
Community Foundation Tyne and Wear	R	Preventative, education, health and wellbeing projects. Covid response funding	42,155	48,765	36,889	-	-	54,031
Barbour Foundation	R	Preventative, education, health and wellbeing projects.	-	10,000	2,500	-	-	7,500
South Tyneside Council	U	Business Relief	-	10,000	10,000	-	-	-
Amalgamated Funds Under 10k	R and U	Range of preventative, education, health and wellbeing projects.	203,230	47,354	36,516	-	-	214,068
Other funds	N/a	N/a	37,847	40,446	-	-	-	78,293
		Total Funds	352,413	456,920	287,581	-	-	520,752

Note 27 Charitable funds (cont)

27.2 Details of material funds held and movements during the PREVIOUS reporting period
Please give details of the movements of material individual funds in the reporting period together with a balancing figure for 'Other funds'. The 'Total funds' figure below should reconcile to 'Total funds' in the balance sheet.

* Key: PE - permanent endowment funds; EE - expendable endowment funds; R - restricted income funds, including special trusts, of the charity; and U - unrestricted funds

Fund names	Type PE, EE R or UR *	Purpose and Restrictions	Fund balances brought forward £	Income £	Expenditure £	Transfers £	Gains and losses £	Fund balances carried forward £
BBC Children in Need	R	Delivery of Mini Community Ambassadors Programme	7,288	29,033	24,194	-	-	12,127
Virgin Money Foundation	R	Young Women's Employment Support Programme	-	49,969	49,969	-	-	-
Esmée Fairbairn Foundation	R	Delivery of prevention and education work	12,506	50,000	50,000	-	-	12,506
The Tudor Trust	R	Delivery of prevention and education work	8,781	17,600	13,199	-	-	13,182
The Ballinger Charitable Trust	R	Delivery of prevention and education work	3,733	14,933	11,189	-	-	7,467
Lloyds Bank Foundation	R	One to one tailored support service	-	32,289	18,818	-	-	13,441
People's Health Trust	R	Young Women's Peer Led Support Programme	-	17,929	7,471	-	-	10,458
Home Office Community Foundation Type and Wear	R	Delivery of prevention and education work Preventative, education, health and wellbeing projects.	-	13,027	13,027	-	-	-
Amaghmagaid Funds Under 10k	R and U	Range of preventative, education, health and wellbeing projects.	120,906	124,989	42,545	-	-	203,230
Other funds	N/A	N/A	37,847	-	-	-	-	37,847
		Total Funds	231,549	369,619	248,765	-	-	352,413

Note 27 Charity funds (cont)

27.3 Transfers between funds

This year

	Reason for transfer and where endowment is converted to income, legal power for its conversion	Amount
Between unrestricted and restricted funds		
Between endowment and restricted funds		
Between endowment and unrestricted funds		

Last year

	Reason for transfer and where endowment is converted to income, legal power for its conversion	Amount
Between unrestricted and restricted funds		
Between endowment and restricted funds		
Between endowment and unrestricted funds		

27.4 Designated funds

This year

Planned use	Purpose of the designation	Amount

Last year

Planned use	Purpose of the designation	Amount

Note 28

Transactions with trustees and related parties

If the charity has any transactions with related parties (other than the trustee expenses explained in guidance notes) details of such transactions should be provided in this note. If there are no transactions to report, please enter "True" in the box or "False" if there are transactions to report.

28.1 Trustee remuneration and benefits

This year

None of the trustees have been paid any remuneration or received any other benefits from an employment with their charity or a related entity (True or False)

TRUE

In the period the charity has paid trustee remuneration and benefits. Please give the amount of, and legal authority for, any remuneration or other benefits paid to a trustee by the charity or any institution or company connected with it.

Name of trustee	Legal authority (eg order, governing document)	Amounts paid or benefit value				
		Remuneration	Fees/in contribution	Reimbursement (including loss of office/in costs)	Other	TOTAL
		£	£	£	£	£
		-	-	-	-	-
		-	-	-	-	-
		-	-	-	-	-
		-	-	-	-	-

Please give details of why remuneration or other employment benefits were paid.

Where an ex gratia payment has been made to a trustee, provide an explanation of the nature of the payment.

Last year

None of the trustees have been paid any remuneration or received any other benefits from an employment with their charity or a related entity (True or False)

TRUE

In the period the charity has paid trustee remuneration and benefits. Please give the amount of, and legal authority for, any remuneration or other benefits paid to a trustee by the charity or any institution or company connected with it.

Name of trustee	Legal authority (eg order, governing document)	Amounts paid or benefit value				
		Remuneration	Fees/in contribution	Reimbursement (including loss of office/in costs)	Other	TOTAL
		£	£	£	£	£
		-	-	-	-	-
		-	-	-	-	-
		-	-	-	-	-
		-	-	-	-	-

Please give details of why remuneration or other employment benefits were paid.

Where an ex gratia payment has been made to a trustee, provide an explanation of the nature of the payment.

28.2 Trustees' expenses

If the charity has paid trustees expenses for fulfilling their duties, details of such transactions should be provided in this note. If there are no transactions to report, please enter "True" in the box below. If there are transactions to report, please enter "False".

No trustee expenses have been incurred (True or False)

TRUE

Type of expenses reimbursed	This year	Last year
	£	£
Travel	-	-
Subsistence	-	-
Accommodation	-	-
Other (please specify):	-	-
	-	-
TOTAL	-	-

Please provide the number of trustees reimbursed for expenses or who had expenses paid by the charity

--	--

28.3 Transaction(s) with related parties

Please give details of any transaction undertaken by (or on behalf of) the charity in which a related party has a material interest, including where funds have been held as agent for related parties. If there are no such transactions, please enter 'true' in the box provided.

This year

There have been no related party transactions in the reporting period (True or False)

TRUE

Name of the trustee or related party	Relationship to charity	Description of the transaction(s)	Amount	Balance at period end	Provision for bad debts at period end	Amounts written off during reporting period
			£	£	£	£

In relation to the transactions above, please provide the terms and conditions, including any security and the nature of any payment (consideration) to be provided in settlement.

--

For any related party, please provide details of any guarantees given or received.

--

Last year

There have been no related party transactions in the reporting period (True or False)

TRUE

Name of the trustee or related party	Relationship to charity	Description of the transaction(s)	Amount	Balance at period end	Provision for bad debts at period end	Amount written off during reporting period
			£	£	£	£

In relation to the transactions above, please provide the terms and conditions, including any security and the nature of any payment (consideration) to be provided in settlement.

For any related party, please provide details of any guarantees given or received.

Note 29

Additional Disclosures

The following are significant matters which are not covered in other notes and need to be included to provide a proper understanding of the accounts. If there is insufficient room here, please add a separate sheet.

Empty box for additional disclosures.



Independent examiner's report on the accounts

Section A

Independent Examiner's Report

**Report to the trustees/
members of**

Charity Name
Bright Futures NE

**On accounts for the
year ended**

31st March 2021

**Charity no
(if any)**

1157578

Set out on pages

Document CC17a pages 1 and 2

(remember to include the page numbers of additional sheets)

**Respective
responsibilities of
trustees and examiner**

The charity's trustees are responsible for the preparation of the accounts. The charity's trustees consider that an audit is not required for this year under section 144 of the Charities Act 2011 (the Charities Act) and that an independent examination is needed.

It is my responsibility to:

- examine the accounts under section 145 of the Charities Act,
- to follow the procedures laid down in the general Directions given by the Charity Commission (under section 145(5)(b) of the Charities Act, and
- to state whether particular matters have come to my attention.

**Basis of independent
examiner's statement**

My examination was carried out in accordance with general Directions given by the Charity Commission. An examination includes a review of the accounting records kept by the charity and a comparison of the accounts presented with those records. It also includes consideration of any unusual items or disclosures in the accounts, and seeking explanations from the trustees concerning any such matters. The procedures undertaken do not provide all the evidence that would be required in an audit, and consequently no opinion is given as to whether the accounts present a 'true and fair' view and the report is limited to those matters set out in the statement below.

**Independent
examiner's statement**

In connection with my examination, no matter has come to my attention

1. which gives me reasonable cause to believe that in, any material respect, the requirements:
 - to keep accounting records in accordance with section 130 of the Charities Act; and
 - to prepare accounts which accord with the accounting records and comply with the accounting requirements of the Charities Act have not been met; or
2. to which, in my opinion, attention should be drawn in order to enable a proper understanding of the accounts to be reached.

Signed:

P.Martin

Date:

12/01/2022

Name:

Phillip Martin

**Relevant professional
qualification(s) or body
(if any):**

AFA
MAAT

Address:	23 Oakham Gardens
	North Shields
	Tyne & Wear, NE29 7QG

Section B**Disclosure**

Only complete if the examiner needs to highlight material problems.

Give here brief details of any items that the examiner wishes to disclose.