

# Bradford South Circuit

## Annual Report

### September 2022-2023

**“Sharing God’s Love”**

“As God’s people we seek to work together to celebrate and share God’s love in Christ for all”.

# Superintendent's Report

This year has been one when, as a circuit, we have had to face some significant challenges, making difficult decisions that have inevitably meant we have faced, and are facing, significant changes. The year began with us entering the stationing process. The outcome of this process is that I am leaving and Rev Andrew Stead is arriving in August 2023. In addition to this, we end the year with the closure of two of our church buildings, with the congregations dispersing to other churches.

For those (buildings) that remain, it has been important that they continue to offer a space to the many different groups that use them. From Toddlers at Horton Bank, to uniformed organisations and slimming groups in a number of venues, to Memory Tree at Aldersgate, to Ping at Clayton and MHA at Wibsey (these to name just a few), as a circuit, we are able to offer something for groups of all ages, interests and abilities.

Until March 2022 we continued to offer worship online across the various social media platforms (Facebook, Twitter, our website and Youtube) as had been established during the pandemic. Recognising the impact of changes as from September 2023, it was decided to revisit how we stayed connected to those who regularly worship with us in this way. We are currently offering worship live via zoom, with the service being recorded and made available to a wider audience via facebook.

As a circuit we continue to serve a diversity of communities within the city, from social housing estates, to communities on the margins of the city who prefer to identify themselves as urban villages, to those where maintaining a Christian presence feels particularly challenging. By virtue of our online presence, our reach has stretched much further than the boundaries of our circuit, stretching even beyond our shores to other countries.

With Cornerstone LEP and Southfield Lane having both submitted their Reasoned Statements to Synod in support of their request for permission to 'cease to meet', the circuit now consists of 7 worshipping communities. Six of these continue to gather in their own buildings, with the seventh (the community associated with St Arnold's) meeting in the Peacock Bar and other city centre venues, where Sunday morning worship is held twice a month and Beer and Hymns is held once a month.

Despite the challenges of living with uncertainty and change, our annual report is testimony to the fact that Bradford South Circuit continues to be blessed with people who have a diversity of gifts and talents, and a willingness to offer them to God and the church. All this bears witness to our passion for shared discipleship, through worship and mission, in ways that fulfil our calling to make Christ known in the world through our words and deeds of love.

I commend this report to you as evidence that the people of Bradford South Methodist circuit continue to remain faithful and hopeful, facing challenge and change in the knowledge that, as long as we remain faithful and prayerful, God will continue to bless us and the city in which we witness.

Rev Lyn Gregg

Superintendent Minister

# **Statement of Core Values**

## **Bradford South Circuit 27/33**

- All we do as a circuit is within the beliefs and practices of the Methodist Church.
- Each person is created in the image of God.
- All people are therefore valued and respected regardless of age, gender, sexuality, ability, cultural background or faith.
- We are responsible, under God, for each other and our social, spiritual and personal needs.
- All members of groups or churches should be allowed and enabled to participate in decision making, within the proper process.
- We adhere to the United Nations rights of the child in our work with young people.
- All should be kept safe from harm and it is the responsibility of us all to work towards this together, with particular attention to the requirements of the Methodist Church.
- We respect and value the work of all, paid and Voluntary, in the circuit.

# Circuit Staff Team 2022-23

## Ministerial Staff

Revd. Lyn Gregg —Circuit Superintendent

Churches: Southfield Lane, Wibsey, Wyke

Revd. Graeme Dutton (half time in circuit and half time in City Centre ministry)

Churches: Ebenezer (Dudley Hill).

Revd. Albert Gayle

Churches: Aldersgate (Low Moor), Clayton, Cornerstone, Horton Bank

Revd. Caroline Ryder (Team Leader at Touchstone and part time in Circuit until Feb 23)

The support ministers across the circuit are Revd. Lyn Gregg and Revd. Graeme Dutton

## Lay Staff

Mrs. Alison Terrell– Circuit Administrator

Mr John Andrew—Circuit Finance Officer (From December 2022)

## Circuit Office

Clayton Methodist Church, Clayton Lane, Clayton, Bradford BD14 6PA

Tel: 01274 816724

Email: [bradfordsouthcircuit@gmail.com](mailto:bradfordsouthcircuit@gmail.com)

For more information about the Circuit, visit our website:

[www.bradfordsouthcircuit.wordpress.com](http://www.bradfordsouthcircuit.wordpress.com)

Normal office hours: Mon-Wed 10am-4pm, Thur 10am-1pm

Office usually open Mon and Tues 10am -1pm, Wed 1-3pm

# Circuit Stewards

In September 2022 we welcomed two new Circuit Stewards – Jean Sheard and Richard Sheard – and we thank them for their contribution to our work. We currently have five stewards in total, the other three being Richard Walsh, Derek Marshall and Suzanne Allsop. At the end of August Suzanne will step down and Richard Walsh will move into the role of Senior Steward. Thank you to all the stewards for their work this year. A new steward, Teresa Lunn, will join the team on the 1st September, and will bring her own gifts.

It has been a busy year in a number of ways and a lot of changes have been made in the circuit, and continue to happen.

Following the retirement of our Finance Team a new Finance Officer, John Andrew, was appointed, who is employed by the Circuit. A Steward was required to oversee the Finance of the Circuit and we are grateful to Richard Sheard for volunteering for this role. Richard Walsh has taken on the role of Property Steward, and we are grateful for his work.

We continue to ensure that the Circuit properties – 4 manses and a rented cottage in Highgate Road – are kept in good repair. The manse in Hollingwood Drive has been sold, subject to contract, and the manse in Thorncroft Road will be placed on the market shortly. A new manse has been purchased in Clayton and our new Minister, the Revd Andrew Stead, and his wife Anne, moved in on the 31 July. We look forward to welcoming Andrew to the Circuit and to his ministry amongst us. Thank you to Richard Walsh for his work with the sales and all the stewards for their part in preparing the new manse.

We express our grateful thanks to the ministers for their hard work as they continue to serve us well. Changes are taking place in the staff team: The Revd Caroline Ryder left us in early 2023 to take up a position in Manchester and our Superintendent, the Revd Lyn Gregg, will leave the Circuit on the 8 August, when she will move to the Barnsley Circuit to continue her ministry there. We thank Lyn for all her hard work, seen and unseen, over the past 10 years. She will be missed and we wish her well for the future.

In January we will welcome a half-time Deacon, whom we will share with the Bradford North Circuit. She will reside in a manse in the North and in our circuit will work with Ebenezer Methodist Church to enable their Soup and Sandwiches work, which until recently has been held every Friday, to be moved forward. She will also work with the Wyke Churches Together project.

The Staff Team from the 1 September will be the Revd Graeme Dutton (Superintendent), the Revd Albert Gayle and the Revd Andrew Stead. Our Administrator, Alison Terrell, continues to support the ministers in their work and we thank her for her valuable contribution.

Two churches in the Circuit have asked to cease to worship and at the beginning of May Southfield Lane Methodist Church unfortunately had to close. Cornerstone Methodist Church will have their final service on Sunday, 27 August. We note these closures with sadness and at the same time look to the future of our Circuit, trusting that God will lead us and guide us according to his will and purpose for individuals and as a Circuit.

Our Circuit Churches continue to serve the community in numerous ways, for example: The support of Food Banks, Table Tennis, Drop-ins, Children's work, especially during the school holidays. The work in the city centre continues under the umbrella of St Arnold's, with Graeme and two Chaplains continuing to be a Christian presence in the bars and coffee shops. A service – 1 @ 11 – continues to be held in the Peacock Bar on

North Parade and during Graeme's sabbatical (May, June and July this year) a number of people have stepped up to lead and we are grateful to them.

This year has not been an easy one for Ministers, Congregations and Circuit Stewards and changes will continue to take place as we move forward into the new Connexional Year. Let us move forward keeping our eyes fixed on God, trusting him to lead us on in the right way for all so that the Circuit may flourish and be a true witness for Jesus Christ and his love.

May God bless us all

Suzanne Allsop, Senior Circuit Steward

# Property

Continued thanks to all of those in our Churches and Circuit who manage our property, which includes manses and church buildings. There have been a number of schemes that have required circuit approval this year. There have been a number of changes in the Circuit which have again raised significant questions about the continuing suitability and indeed, necessity of our buildings, particularly as the Methodist Church as a whole moves towards a NetZero Carbon future. Reductions in staffing have led to a reduced need for housing and as such a rationalisation of housing has allowed a more fitting and sustainable property to be purchased.

Further planning is underway to review the structure and management of the Circuit Churches as a number of Churches formally cease to worship. We give thanks for all that God has done in those places and as those congregations disperse we are thankful that Christ will always be at their side in the continuing journey of their Christian faith.

It is clear that as we continue to discern God's will for our Circuit, the way in which we use and invest in our properties will, quite rightly, come under an increased sense of scrutiny. This process has the potential to be one which is exciting, challenging, painful and joyous, all in equal measure.

May our prayer be that God guides us every step of the way into our future together.

Richard Walsh, Steward

# Finance

## **Annual Finance Report – year ended 31 August 2023**

At the time of writing this report we still await confirmation of the amounts of some items of expenditure including significant levies which are subject to an ongoing negotiation. Accordingly, some values included in this report are estimated based on the greatest likely amount of expenditure but the lowest anticipated amount of expected income.

This has been a year of careful consolidation. Two churches have ceased to meet, and the circuit will, shortly, take over the continuing costs of those buildings until they are sold. This has resulted in a reduction in circuit income.

That reduction has been offset by a welcome increase in interest received and some savings in expenditure. Thus, our deficit arising from normal activities has shown a reduction to £91,230 as against our original budget of a deficit of £101,329.

The circuit has had the benefit of net receipts outside our normal activities. We have recently sold the Manse in Hollingwood Drive having previously disposed of the Thornbury Methodist Church, levies may be due on the whole of those receipts, but that is subject to negotiation. Bank balances remaining unused upon the closure of churches have been transferred to the circuit's accounts. This additional net income has been used to continue to support the successful mission project at St Arnolds and to make grants to some of our churches to help with building repairs. We have also spent £438,668 on the purchase and equipping of a new manse.

The net effect of those transactions which are outside of our normal activities has been a net income of £45,621. Thus, our total net deficit for the year has been £45,609. The result is that we continue to have a healthy balance in our bank accounts, together with trusts held to our account by the TMCP, amounting to £671,737.

There is one manse and two church buildings now surplus to requirements which we intend to put on the market shortly. With these additional funds we may well cover our estimated budget deficit of £92,093 for 2023-24 and still leave our cash reserves in excess of £1,000,000. Such a reserve will support the many exciting projects being discussed to further the circuit's mission into the future.

On a personal note – I have been in post since early December 2022. The transition was made very easy by the help and provision of copious notes by the previous Circuit Finance Team, Trevor Kerhaw and Melanie Walsh. Their pre-existing working papers and files of documents and procedures have been a great help and a sure sign of the professional approach which I hope that I can emulate.

John K Andrew  
Finance Officer

# Safeguarding

We are pleased to be able to report that everyone who needed to do the Foundation Safer Space module has completed it. Many of those who are required to do the Advanced Safeguarding module are up to date with their training, with others in the process of updating their training as opportunities to do so arise. It can feel like a lot of work, and we do appreciate the effort people have made to refresh their knowledge.

Those who do the advanced safeguarding module hear the words of Marcus Erooga, and the research he has done with sexual offenders. His research shows that a children's home, with some of the most vulnerable children in society, was able to keep children safe by its very culture.

The idea that someone, who had a predilection for abusing, would not do so in our churches because of the culture of respectful uncertainty and a willingness to challenge any words or actions that were below the standards we expect, is very worthy of our efforts.

Alison Terrell, Circuit administrator

# Administration

As all of you who do any administrative tasks in the church know, this is an ever expanding task! I am aware that in churches, this falls on an ever decreasing and older group of people. I try to ease that burden where I can and am happy to help in any way I can. People are asking for that help more frequently which is good.

The joy of this work is being at the heart of the Circuit and hearing all that happens in different places. Although we are shrinking numerically, there is still a lot happening, as people quietly get on with the work they have been given to do, whether in schools, church hospitality, listening, volunteering with other organisations. I try to bring these things to your attention in the newsletter.

Being able to keep our weekly prayer group going with Suzanne, while Graeme has been on sabbatical, has been a new privilege.

A special thanks to the church safeguarding officers, who had to complete a new audit in a short space of time. But also thanks to all those to whom I send information to disseminate, or ask for information from, who quietly get on with it.

Alison Terrell, Circuit administrator



# Pray First

Our weekly prayer time continues on a Wednesday morning. Until May a small group met at Java Joe's, while Graeme took it live on Facebook, with a small but regular number joining by phone.

While Graeme has been on sabbatical, Teresa has been putting prayer points and pictures on facebook each week, while also maintaining a prayerful presence at Java Joe's. Suzanne and myself have kept the prayer on the phone going.

It feels like a good practice to stop, and turn to God together, midweek. We use the Northumbria community Morning Prayer.

Alison Terrell, Circuit Administrator

# Youth Work

This year we have supported a number of our young people as they have attended connexional events i.e. 3 Gen, which was held in Birmingham, and district events, including a youth weekend of activities and other fun events. The young people continue to support the Circuit by attending Circuit events eg the Celebration of diversity, as well as actively supporting their local churches.

Rev Lyn Gregg

# The Plan

## The Plan – LCAs

During the past 12 months, we have been able to operate with a reasonably healthy preaching plan. Inevitably, there have been occasions when churches have been asked (often at short notice) to make alternative arrangements due to changing circumstances for our preachers, ministers and/or church stewards, but this has been handled with grace and creativity.

There has continued to be a large proportion of LCA's across the plan. However the burden of these has been eased greatly with the continued weekly provision of online services: these have been available to stream, as well as transcripts of the online service or resources from The Vine, providing a 'Reader's Service' on a weekly basis. There has been opportunity for some congregations to share worship with other congregations in the circuit, using LCAs as an opportunity to travel around the circuit, visiting other churches. These have helped to strengthen relationships between the churches and across the circuit.

Rev Lyn Gregg

## Online Worship

We began this Methodist Church year (September 2022) continuing the online presence that had developed over the previous 2½ years. A service, led each week by a member of staff, was recorded and uploaded onto Facebook and YouTube allowing people to watch as it premiered at 10.30am on a Sunday morning or at a later time as they were able. In addition to this, transcripts of the service were distributed to those who were unable to join electronically but who wished to stay connected to us through worship. We also began providing an audio version of the service to those for whom this was the more accessible option.

With Rev Graeme having a sabbatical May-July 2023, and with the changes to staff responsibilities effective from September 2023, it became apparent that this was not sustainable in the long term, needing us to review and rethink our online presence.

As a result, from April 16<sup>th</sup> the Sunday service has been available to join live via zoom. This service is recorded and uploaded onto Facebook for others to watch at a time of their own choosing. Whilst the number of those joining on zoom remains relatively low, the number we reach via Facebook continues to affirm this is a much needed and most welcome expression of our witness and mission.

Rev Lyn Gregg

# Local Preachers

## **Local preachers and Worship Leaders activities 2022/2023**

The number of accredited Local Preachers within our circuit currently (end August 2023) stands at 20, 7 of whom are not taking appointments, be that temporarily or permanently.

There are 7 Worship Leaders spread across the circuit, 6 at Cornerstone LEP and 1 at Wibsey. Of these 7, 6 are regularly involved in leading worship in their local church.

There are currently no Local Preachers 'on Note' or 'on Trial', and no Worship Leaders in training, but if you feel you are being nudged towards becoming a Local Preacher or Worship Leader, please speak to someone about it. We would very much like to explore with you your call to this particular ministry.

Rev Lyn Gregg

## **LP at St Arnold's**

After a recent St Arnold's service we had a discussion about what in the Local Preacher training prepares you for leading worship at St Arnold's One@11.

For those of you that aren't fully aware of what St Arnold's is – it is the mission activity of the Bradford South Circuit in Bradford City Centre (named after the Patron Saint of hop-pickers and brewers). One@11 is one of the activities and is an act of worship that takes place twice a month in the Peacock Bar on North Parade.

The biggest differences between worship at One@11 and a "normal" Methodist service are that there is no sermon and mostly there are no hymns. (Traditional or otherwise – if this is what you are after try "Beer and Hymns" last Sunday of the month in the same venue.)

However, for me preparation starts in the same way, often a week or two in advance because I need to listen to what God needs me to hear.

Working from either the lectionary readings or a topical theme I use similar resources to those I used to use for "ordinary" services.

The challenge is finding a way to engage the "congregation" in a different way. This can involve discussion, video clips, quizzes and almost anything else that isn't a sermon!!!

Music plays a big part in One@11 but the music tends to be more secular and less religious but can come from any genre. The selection of the music is one of favourite parts. The words and music together can often say more about God than I could ever say myself.

And when people say "great music" at the end they get the same answer as those who used to complement me on my hymns. "I just chose them I didn't write them!"

Sarah Hudson, St Arnold's

# St Arnold's



Our St Arnold's community was approached to be part of something new. The Connexional Evangelism and Growth team started a new podcast which is all about 'inclusive conversations that change things'.

Every week Trey Hall, head of the Evangelism and Growth team (and ever so American), hosts a number of studio guests who talk through some of the big, interesting or just amusing news stories of the week. They use those stories as a jumping off point to explore spirituality, inclusion and welcome.

Guests for the first episode included broadcaster and author Emma Goswell, theologian Nadia Bolz-Weber, tattoo artist Soheyl Astangi and our very own Leonie from The Peacock Bar.

The idea is that there's a real mix of studio and real world comment on the stories of the week, providing the listeners with a chance to hear about how diverse theology, spirituality and the Methodist Church can be.

I've loved being part of it so far because it's given me a chance to show off our city and the work our circuit is doing to a wider audience. It also means I get to introduce the world to some of our excellent Bradford characters like in this week's episode when Luke, Bradford's 'Punk Poet', reads us his love letter to the city.

We were meeting at The Peacock bar from 6pm each Monday. Trey and his team joined us at our Harvest Festival Beer and Hymns at The Peacock Bar on October 23rd, which, on that occasion featured a pop up bar from Boar and Fable serving loads of different tasty none and low alcoholic beers. The final episode was in December.

In December there was also carol singing outside the Lefteris café at 12 noon on the 17th December, as well as the traditional Curry and Carols on the 18th at the Peacock Bar at 7pm.

Another great few months at St Arnold's has seen growing congregations at our Sunday morning One@11 services, with some new faces joining us (and coming back!)

We've also been getting a good number for our Beer and Hymns afternoons, with some staying on after the singing to be part of our quizzes. It's been great to get Tank and Courtney, some of the staff from various North Parade bars, involved in sourcing and delivering the questions for us.

The sense of 'presence' St Arnold's continues to create has led to several invitations to be involved in events such as Graeme sharing a mix of funny and/or faith inspired poetry at the regular 'Talking In Tongues' open mic night at Boar and Fable. It also continues to allow Graeme the opportunity to engage in key pastoral moments in people's lives, both the happy times that have already been mentioned, but also in times of great pain and sadness.

The summer months see more change for St Arnold's as we prepare to welcome a new presbyter into the team. There has also been a great number of opportunities for our talented chaplains, worship leaders, local preachers and musicians to get more involved in leading services and events, as Graeme enjoys his sabbatical. St Arnold's is continuing with its regular events and work in the city centre, just slightly differently.

1@11 is still on the 2nd and 4th Sundays, at the Peacock bar – although we did have to switch to Lfteris in May. That was a bit different, having a communion service in a busy café, but it worked very well.

Thursdays see two activities in town: Solid at 11am in Lfteris, which is a discussion/ Bible study which is very much led by those who attend, so doesn't follow a regular pattern as such. It lasts about an hour, but is very flexible, so if you can only stay for part, you'd still be very welcome. Then craft club at The Exchange bar in Market Street, a lovely relaxed atmosphere where a few of us knit, sew, or do crosswords each week, from 2pm until we're ready to go home!

Finally, Pray First has continued for the circuit while Graeme is away, just not live on Facebook. The phone line is still available, and is offered at 9.30am on Wednesdays for those who wish to join. Also on the Bradford South Facebook page, a set of prayer pointers and images are posted every Wednesday morning at 9am, designed to give a focus to our prayers for the week.

Graeme and Teresa

## Equality and Diversity

"Injustice anywhere is a threat to justice everywhere. We are caught in an inescapable network of mutuality, tied in a single garment of destiny. Whatever affects one directly, affects all indirectly."

— Martin Luther King Jr.

"I want our future leaders to know what's possible and to be part of a world where diversity and gender equality aren't special programs but the natural way of operating."

- Pierre Nanterme

# Celebration of Equality, Diversity & Inclusion

I attended the above celebration on Shrove Tuesday and thoroughly enjoyed the event. The programme was thoughtfully put together involving three short worship sessions with songs from different cultures sung by Free Spirit and appropriate readings and prayers.

I enjoyed a sumptuous meal prepared by Godfrey and Onli with contributions of desserts from people who attended.

There were 4 stations set up to help us understand about equality, diversity and inclusion with videos, leaflets and writings and we were invited to watch and listen individually to the videos by means of headsets. One centred on the experiences of prejudice experienced by Jamaican people arriving in London in the 1960s and becoming a community in Notting Hill. Another on the experience of a gay couple and the tragic suicide of one of the partners which led to the setting up of a charity to help others and the third related to people who suffer from a range of mental health issues with a really good video giving an insight into the mind and feelings of people with dementia. The fourth station enabled people to experience how it felt being wheeled round in a wheelchair.

There was a jigsaw showing a diversity of faces which people could complete and a quiet room for personal prayer and contemplation with chaplains Teresa and Suzanne on hand to talk to. There was even a stall for people to buy fairly traded goods.

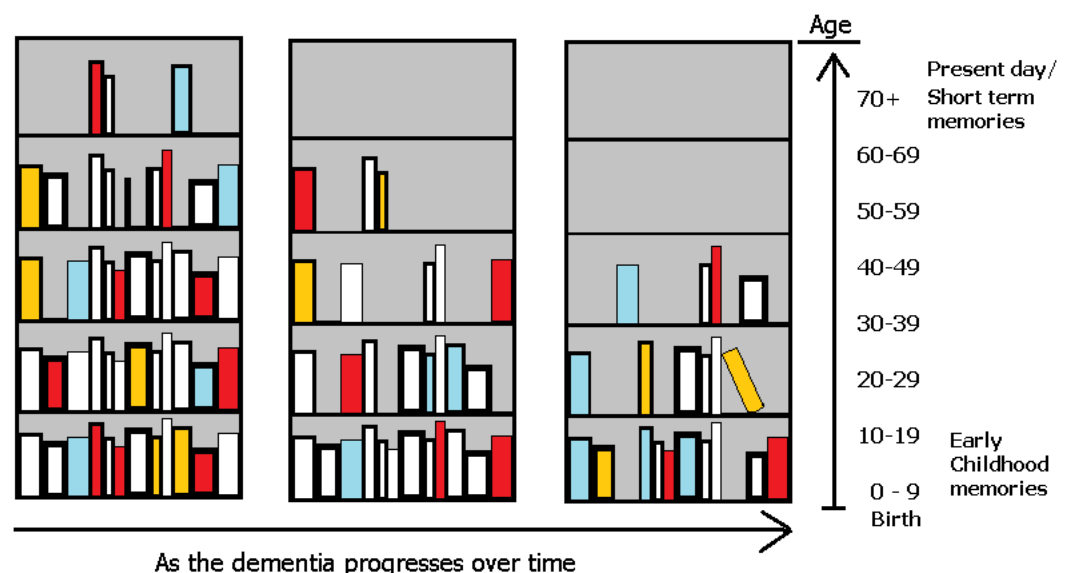
A big thank you to the circuit and especially the EDI working group for raising the importance of these issues to everyone who attended.

Christine Peacock





“The beauty of anti-racism is that you don’t have to pretend to be free of racism to be anti-racist. Anti-racism is the commitment to fight racism wherever you find it, including in yourself. And it’s the only way forward.” – Ijoema Oluo



We also learned a bit about neurodiversity.

As a church, recognising and understanding the different neurodivergent conditions can help best support neurodiverse members.

# Holy Week

## A journey through Holy Week

Before this year the only Holy Week services I have attended have been on Good Friday. This year I undertook the full journey through the days leading up to the cross and around the circuit.

The theme for the week was the 'I am' statements of Jesus.

The journey began at Clayton on Monday evening, where through images and music we reflected quietly and prayerfully on Jesus THE LIGHT. Through the lighting and extinguishing of candles we experienced the light of Christ's message and the darkness of our rejection of Him.

On Tuesday at Ebenezer, we considered Jesus THE DOOR. We sat in a large circle, representing a sheep pen, with a gap for the door through which the sheep would enter and where the shepherd would lie at night to keep out danger. Through images and music we considered the function of the door as a way in and as a barrier to keep out harm. We wrote on slips of paper our fears, which were then symbolically burned, and wrote our hopes on scraps of seed paper which we brought home to plant and grow.

Wednesday at Wibsey brought us Jesus THE GOOD SHEPHERD. We examined a job advertisement for a shepherd on a large modern sheep station with a flock numbered in thousands. A far cry from the life of a shepherd in 1st century Palestine or even the 21<sup>st</sup> century Yorkshire Dales, but the qualities required were just the same; dedication to the welfare of the sheep, the ability to deal with danger, an unlimited capacity for hard work often in difficult circumstances.

We considered a selection of images of Jesus the good shepherd from the traditional to the strikingly modern. In the different artists interpretations we were each able to find an image that spoke to us. ( See opposite)

On Maundy Thursday at Aldersgate, we encountered Jesus THE BREAD OF LIFE. We shared communion and heard a story of incredible faith and forgiveness from the Truth and Reconciliation process in South Africa. A moving and humbling experience.

At the end of our journey on Good Friday, at Southfield Lane, we arrived at the foot of Christ's cross. Through the words of Psalm 22 we reflected on Christ's suffering on the cross and the price he paid for our salvation.

Our travels concluded with a time of fellowship sharing hot cross buns and cups of tea.

Would I undertake the journey again? Yes I would. During the course of the week I was encouraged to reflect on the ways Christ helps us to understand the extent of His love for us. I've reflected on my response to His love, been humbled by a story of faith in the most difficult circumstances and enjoyed the fellowship of my fellow travellers.

Lesley Marshall, Cornerstone





# Schools Work

The Circuit has continued to have close connections and warm relationships with a number of primary schools in our part of Bradford. We have been welcomed into schools to lead collective worship and have been able to welcome pupils into our buildings for special events on a number of occasions also.

At Low Moor Primary school we have been welcomed to help participate with "Open the Book" for their collective worship time each Monday morning. "Open the Book" tells Bible stories through drama, with the children, teachers and members from the Circuit (ordained and lay) and Holy Trinity church taking on the various roles.

At Hill Top Primary school Revds Albert, Graeme and Lyn, along with leaders of other churches in the area have delivered collective worship on a rota basis once a week, on a Tuesday afternoon, during term time. There have also been a number of Messy Church events held as after-school activities throughout the year, offering a wonderful opportunity for families to learn together through story and craft before enjoying a meal together. Pizza and Cheesy Pasta always go down well.

Revd Graeme has led worship on a regular basis at St John's Primary School, Bierley, and Revd Lyn has led worship by invitation on a number of occasions. Being one of the largest primary schools in Bradford, and not having a space large enough to host the whole school on site, Wibsey Methodist Church have once again been able to host the 'whole school' assemblies for Wibsey Primary School. An opportunity for the whole school to sing together.

We continue to value the opportunity to work with schools in this way, and look forward to continuing to do so during the next year.

Rev Lyn Gregg

# Fair Trade Matters

At a time when we focus on Fair Trade, it is sad to hear that Traidcraft, the fair trade pioneer in the UK, has gone into administration and ceased trading.

Since its foundation in 1979, Traidcraft has put justice at the heart of trade, supporting smaller producer groups and seeking to trade ethically within a system which was fundamentally unjust.

However, Transform Trade - a global community of farmers, workers, collectives, campaigners, donors and supporters, working together for trade that values people not profit - carries on.

Founded in 1986 as Traidcraft Exchange and a sister charity to Traidcraft, it has built on the good work done by that organisation over the years.

Its mission is to transform trade so that everybody benefits, wherever possible taking its lead from people with direct experience of injustice in trade and partnering with them to move towards a better system and a better world. It is aiming through its campaign and advocacy work to level the playing field by demanding change to the entire trading system.

Horton Bank Church has raised money for Transform Trade by holding a Bread and Soup Lunch after the united Fair Trade service with Cornerstone and Southfield Lane in February and fairly traded goods were available at the Circuit Celebration at Cornerstone, but we can all support Transform Trade throughout the year by buying fairly traded goods whenever possible, responding to its petitions online and raising awareness of the good work they do.

Jean Tomlinson, Horton Bank

# Touchstone

Over the past year, things have changed quite dramatically at Touchstone, impacting the involvement we, as a circuit, have with the building and the project.

Whilst the building continues to host a number of groups, i.e. Beacon, Abigail Housing and the Yorkshire West District office, the number of Touchstone projects/initiatives has greatly reduced.

The counselling service, which opened in September 2022 continues, offering a counselling service for those who have experienced trauma and abuse, especially that which is linked to faith/beliefs and/or spirituality. To find out more or make a referral, visit our website at [www.touchstone-bradford.org.uk](http://www.touchstone-bradford.org.uk) or call 01274 721626 to speak with one of their counsellors.

As a result of all these changes, the involvement Bradford South Circuit has with Touchstone has changed also. With Rev Caroline Ryder leaving Bradford to take up a new post at the beginning of the year, we no longer have any formal ministerial input into Touchstone, although a number of our folk continue to be involved in the projects mentioned above.

Rev Lyn Gregg





# Chattabox Holiday Club

We aim to have 3 events over the year one in the October half term, Good Friday and the first week of the summer holidays. The October and Good Friday are ½ day and the summer 3 x ½ days. Since Covid the numbers of children are slowly increasing again and this summer we had an average of 11 children each day. Some are regular attenders at all sessions. The sessions involve a Christian message with games, crafts, songs, quizzes.

In October last year our theme was 'Light' and Jesus is the Light of the World for everyone. It included making lanterns, light cards, stained glass windows, games and we always end with the Messy Grace.

Easter 2023 we told the Easter Story through paintings done by an Ethiopian Artist, Nebiyu Assefa to give the children a different perspective from the usual pictures of Holy Week. The children went into church and the symbols under the cross put there during Lent were explained. Activities involved making cards, chickens, painted eggs, making an Easter Garden and spiders web. Word searches and colouring are always available. Prayers involved a bowl of nails to remind the children of the things we have done wrong and stick on hearts to show that Jesus died for everyone to take away the sins of the world. The highlight for the children is a treasure hunt with clues based on Holy Week.

This Summer's theme was 'Space Academy' and the programme involved training the children to be astronauts. The story was about Daniel and his friends Shadrach, Meshach and Abednego. The stories were all about the four men at the King Nebuchadnezzar's palace in Babylon. The first day was entitled 'Forbidden Fruit' and great fun was had learning about zero gravity and trying to eat sloppy food and identify different foods. Our story was about the four refusing to eat the meat at the Kings palace because they wanted to stay firm to their faith.

The second day was 'The Difficult Dream' and fun was had in figuring out what certain objects were and trying to carve up a blancmange without disturbing the sweets on top. The story involved Daniel having to tell the king what he had dreamt about and explain it as well. Daniel and his friends turned to God and he was able to tell the king what the dream was all about.

The third day was 'The Stunning Statue' and the groups had fun creating spacemen out of cardboard boxes. The story involved Shadrach, Meshach and Abednego refusing to bow down to the king's statue and being thrown into the fiery furnace. The message being if we trust in God he will help us to do the right thing.

The groups were Star Bases and we all had astronaut names. Buzz Brain gave us space facts and we had an exercise session to make us fit for space travel. Universe Challenge was a quiz to see if the children remembered the space facts and stories. The activities involved making fruit and vegetable magnets, creating a robot, making a photo frame and decorating biscuits. The children had fruit and vegetable snacks for refreshments each day as well as biscuits apart from the last day when as a treat we all had an ice cream cornet. Games are also an important part of the sessions too. Our theme song was Dare to be a Daniel and we included other songs as well which by the end of the sessions the children were singing lustily. Our space capsule was full of jokes about vegetables and space supplied by both children and adults. We finished as always with prayers and Messy Grace.

Although the Holiday Club involves a lot of planning, the children who come certainly enjoy it and we have older children, who can no longer attend, but who come back to help us. It would not take place without the support of the volunteers and church and thanks go to all involved.

Christine Peacock , Horton Bank





## Vision

**BEACON's vision is that the Bradford district becomes a hospitable community where people seeking asylum and refugees are welcome, enjoy access to justice and fair treatment and are supported on their journey to independence and integration.**

## Reflection

from BEACON's team leader in our last Annual Report (year ending September 2022)

"It has been another challenging year for many reasons. No sooner did it seem like the pandemic was largely behind us and a level of stability could ensue, than we witnessed the devastation of the war in Ukraine, and the resulting wave of refugees. Politically, we saw the passing of the Nationality and Borders Act, with the threat of deportation to Rwanda weighing heavy on the minds of many. Numbers arriving in the UK soared this year, and we have seen numbers accommodated in Bradford rise considerably. Whilst there was great public sympathy towards refugees when the Ukraine crisis took hold, the media continues to devalue the plight of people seeking asylum and hostility remains high.

Despite the turmoil playing out on the international stage, BEACON has continued to offer welcome and support to those who have fled their countries seeking safety and sanctuary, thanks to our dedicated team of staff and volunteers: opening homes to offer shelter and warmth, providing access to legal support to navigate an increasingly complex system, and offering opportunities to learn English & enjoy social activities.

We were granted additional support from the Lloyds Bank Foundation to work with a fundraising consultant to refine our financial monitoring procedures and develop a fundraising strategy, which we hope will enable us to secure funding to realise our future development plans.

Our commitment to equality, diversity and inclusion was progressed, with anti-racism training for our staff and volunteers delivered by 'brap', an organisation specialising in equality and diversity training, which we commissioned and co-hosted in partnership with Abigail Housing, to ensure this approach is embedded in our work. We also hosted training on working with people who identify as LGBTQI+ which was delivered by Rainbow Migration and attended by professionals from across the UK. We have diversified our volunteer base and undertaken a full review of skills and diversity within our board of trustees, in order to shape our future recruitment plans to ensure we are inclusive and representative as an organisation. Similarly, we took steps to set up a user involvement group, carried out consultations with users in relation to future strategy & planning and recruited people with lived experience to our employment recruitment & selection panels.

Our relationships with partner agencies in Bradford remain strong and have enabled us to work together to support those who need our help. We end the year with plans for a local sector review & planning day to ensure we are able to meet the needs of the increasing numbers arriving in Bradford, both in the immediate term, as well as creating the infrastructure to respond quickly and with agility as a sector to future changes in the longer term.

We find ourselves in unpredictable times at the end of the year, with exponential

numbers of people stuck in a broken system and ongoing uncertainty in relation to the government's future plans. Despite this context of apprehension and a rapidly changing political arena, the BEACON team will continue to stand in solidarity and hope with those who need us as we move into the coming year." (Katy Armitstead)

## **Figures**

Home Office figures published in September 2022: over half of the top 10 nationalities applying for asylum have a grant rate above 80% (Iran 82%, Afghanistan 98%, Syria 98%, Eritrea 98%, and Sudan 87%). These figures speak for themselves!

Migration Yorkshire figures at September 2022. Bradford had some 1,342 individuals living in Home Office accommodation (hotels and housing). These are people living with the trauma of fleeing violence and persecution and the fear of an uncertain future.

## **Current context**

Parliament has now passed The Illegal Migration Act, which according to Refugee Action 'is a significant and difficult milestone for anyone who believes in treating people fairly and providing safety and security to those in need' The United Nations High Commission for Refugees warned that the act is at variance with the country's obligation under international human rights and refugee law and will have profound consequences for people in need of international protection.

## **Inspiration**

Through the **Together with Refugees** coalition, of which BEACON and the Methodist Church are members, I came across the comments of Sabir Zazai OBE, who came to the UK in search of asylum. Now, chair of Together with Refugees he says, 'the community welcomed me and the society invested in me for which I am grateful .... And every person arriving here also has so much to contribute. We must truly welcome them, celebrate them as equal citizens and invest in their potential. Every refugee has a powerful story of courage, resilience and hope; and every refugee and the people that welcome them deserve an OBE!'

## **Commitment**

The BEACON team, volunteers, staff, trustees will continue to stand in solidarity and hope with those who need us. We will continue to offer hospitality and 'welcome the strange'. Thank you for your support: time, prayers and donations. They are truly appreciated.

Rev Sarah Jemison (Chair of BEACON trustees)



# Rowanberries

Another year has passed by so quickly and it's good to be able to reflect on our time here at Rowanberries. We always look back and think about the residents that are no longer with us and we give thanks for those who have passed on and continue to think about those who have moved from us because they need a little more care than we are able to give within the scheme. With all of them they leave us with lovely memories of the time they have spent in our family here. But we also look to the present and give thanks for the residents who have come to live with us during this year. They all bring so much to our fellowship and we continue to have lots of fun and laughter as we build new friendships and share together around the scheme.

After a few very frustrating years it now feels like we are at last able to share together as we used to. We have welcomed new members of staff during this time, and as I have taken on different responsibilities the decision was taken to share the role of chaplain which has brought opportunities for Alistair and I to work together getting to know new residents and meeting the needs of both staff and existing residents. We are so grateful to the ministers and church members who continue to visit us on a Wednesday morning to lead our worship and we are always eager to welcome those who would like to share with us in this way. Please speak to Alison if you are able to add your name to the rota to help. If you don't feel able to lead worship we always appreciate help with making cups of tea or just sitting with residents during the service. We would also welcome volunteers at any time who would like to come along and sit and chat with our residents and bring something new to what we can already offer, especially to those who are unable to leave their flats or have no church background. Sometimes just seeing a different face can mean so much. Please feel free at any time to call in and see us and have a chat. I am around the scheme at some point on most days and Alistair is here on Wednesday and Friday mornings, and Tuesday evening. If you have any particular interests or skills you could share with us at any time we would love to hear from you (our residents particularly would appreciate anyone who could play the piano for them from time to time as one of the good things about allowing visitors back into the scheme is that we now have a newly tuned piano just waiting to be used!). You can also call us on the Rowanberries number (01274 884889) or email me ([dawn.harris@mha.org.uk](mailto:dawn.harris@mha.org.uk))

Once again we are so grateful for all the support we have received and continue to receive from the circuit and look forward to another year working and sharing together.

With our love and best wishes for the year ahead,  
Dawn Harris & Alistair Pugh , Chaplains



# Ping

As the Minister of Clayton Methodist church, it was good to hear at the church council, the encouraging news from the different groups who use the space provided by the building to encourage community life and kingdom opportunities.

We continue to find joy and encouragement at Ping (table tennis) at Clayton. But how do people who want to keep fit and stay alert feel when they come to table tennis for the first time?

Here's what (Helen Whitehead and Julie George) who came to table tennis and stayed, have to say:

'Chatting with a friend after seeing a poster at Clayton Library promoting table tennis at Clayton Methodist Chapel, we made the decision to give it a go. We went with trepidation as one of us hadn't played before and the other last played at youth club. The latter being the case for many of the other players, as it turns out.

We had no need to be worried as we were met with friendly smiles along with introductions to the game and rules of table tennis. We soon realised that this would keep us active both mentally (keeping score) and physically. All abilities are catered for and there are plenty of words of encouragement and help if you want to improve your game. There are lots of laughs with great company as well as a welcome cup of tea. All this enjoyment and wellbeing for £2.00 a session. What's not to like'.

Rev Albert Gayle



# Open Doors

Tuesday mornings at Clayton MC are times to which we look forward .

We know that from 10am there will be a steady stream of people coming through our doors eager to meet and chat.

People share with one another their experiences good and sad. They ask each other "What would you do"?

One guest described it as her "highlight" of the week

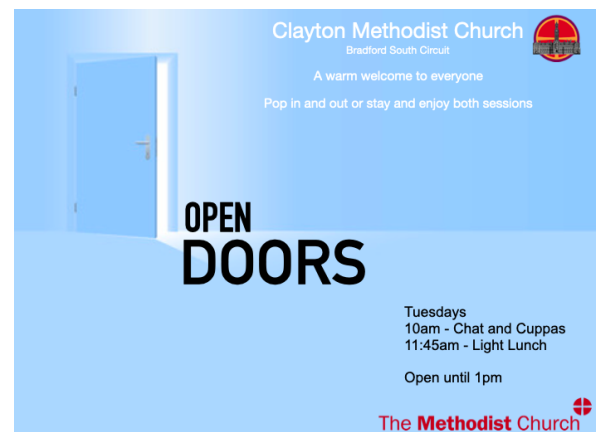
It is a good opportunity to chat to people from other local churches, our neighbours, and those who just pop in following others as they enter our "welcoming space. "

Drinks and biscuits are popular and then a light lunch is served to those who wish to join us.

Still talking they leave at 1pm

All are Welcome. Come and join us.

Joy Donkin



The total raised for Action for Children at the coffee morning in April was £352.

The Collection at the Action for Children service and money from the coffee after the service in July was £405.

Thank you to everyone who attended these events for their generosity.

Lynda McLindon

# Soup and Sandwiches

Thank you for everyone who joined us for Communion or soup and a sandwich on a Friday morning. It was again well attended and well received and we hope people enjoyed it as much as we did, good to meet old and new friends.

For anyone who hasn't been we provide a simple lunch, originally soup and a sandwich, now with chips and cake or buns included.

We have finished now for the summer but will be back in October, we have a bit more funding this year so are hoping to do soup and a sandwich, with usual additions on Fridays and hopefully a few meals in the colder months especially around Christmas – watch our for advertising posters .

Over summer we have been given some funding to provide a welcome space , this will be alongside coffee morning and Sunday worship, we will be looking at providing papers and a lending library as part of this from end of July if not sooner , other suggestions are ice creams or ice lollies in the hot weather .

Thanks to everyone who has been and a warm welcome to everyone who joins us from now on

Thank

Rosie on behalf of the team



## SOUP AND SANDWICH

EBENEZER METHODIST CHURCH

Fridays 11:30am -1pm

Homemade Soup and a Selection of Fresh Sandwiches

*No charge but donations are welcome*



## Would you like to come for a walk?

The Wednesday Friendship Walk will reach its second anniversary at the beginning of September and we would love to welcome you to walk with us.

We are a mixed bunch of friendly people from different churches in the circuit who meet on Wednesday afternoons to walk along the greenway (part of the Great Northern Railway Trail) from Thornton as far as the site of the old Queensbury station, stopping on the return trip for refreshments at the cafe near to the magnificent Thornton viaduct. As a rule there are six of us, sometimes just two of us and on occasions there have been as many as ten

The route is gently undulating and the tarmacked footpath provides an accessible path. There are benches along the route for anyone who would like a rest, views of the countryside and across the city, and peacocks and chickens to look at along the way.

We meet at 1.30 every Wednesday afternoon on Thornton Road, at the end of the path that starts by the gates to Thornton Primary School. We are usually back at our starting point by 3.30pm

Lesley Marshall, Cornerstone


# Looking forward to 2023-2024

“Neither is new wine put into old wineskins; otherwise, the skins burst, and the wine is spilled, and the skins are destroyed; but new wine is put into fresh wineskins, and so both are preserved.”

Matthew 9 v 17

## PLEASE PRAY:

- That we may continue to explore how the two circuits can be a unit for mission across the City of Bradford.
- For a circuit that engages in, and lives by prayer.
- For St Arnold's, and other city Centre work, that relationships developed, will continue to deepen, and our presence in the City Centre will be cemented.
- That our circuit and churches will continue to nurture our young people, and their voices will be heard.
- That we will seek ways to reach out and build relationships with the communities around our churches.
- That we will be unafraid to explore new initiatives around the circuit.



**Circuit  
Accruals Accounts  
2022-23**

**THE METHODIST CHURCH**  
**REPORT AND ACCOUNTS**  
**(ACCRUALS BASIS)**  
**for the year ended 31 August 2023**

**Bradford South**

**Circuit**

**Registered Charity - Registration number**

**1157285**

**Yorkshire West**

**District No / Circuit No**

**27/33**

**Ministers**

Rev Graeme Dutton

Rev Albert Gayle

Rev Andrew Stead

**Circuit Stewards**

Teresa Lunn

Derek Marshall

Jean Sheard

Richard Sheard

Richard Walsh

**Circuit Treasurer**

John Andrew

Name of Circuit

Bradford South Circuit

Circuit No 27/33

## Statement of Financial Activities (SOFA) for the year ended 31 August 2023

|   | Notes to<br>the<br>accounts | General Fund<br>(Unrestricted)<br>£ | Circuit Model<br>Trust<br>(Unrestricted)<br>£ | Designated<br>Funds<br>(Unrestricted)<br>£ | Restricted<br>Funds<br>£ | Endowment<br>Funds<br>£ | Total<br>2022-23<br>£ | Total<br>2021-22<br>£ |
|---|-----------------------------|-------------------------------------|---|--|--------------------------|-------------------------|-----------------------|-----------------------|
| <b>Income</b>                                 |                             |                                     |   |  |                          |                         |                       |                       |
| 1 Donations and legacies                      |                             | -                                   | -   | -  | -                        | -                       | -                     | -                     |
| 2 Income from monetary investments            |                             | -                                   | -   | -  | -                        | -                       | -                     | -                     |
| 3 Income from investment properties           | 4                           | 5,900                               | -   | -  | -                        | -                       | 5,900                 | 5,900                 |
| 4 Assessments on Churches                     | 5                           | 117,494                             | -   | -  | -                        | -                       | 117,494               | 132,370               |
| 5 Capital Receipts                            |                             | -                                   | -   | -  | -                        | -                       | -                     | -                     |
| 6 Grants received                             |                             | -                                   | -   | -  | -                        | -                       | -                     | -                     |
| 7 Other charitable income                     | 6                           | 68,195                              | 407,608                                       | -  | 862                      | 24                      | 476,689               | 333,710               |
| 8 <b>Total income</b>                         |                             | <b>191,589</b>                      | <b>407,608</b>                                | <b>-</b>                                   | <b>862</b>               | <b>24</b>               | <b>600,084</b>        | <b>471,980</b>        |
| <b>Expenditure</b>                            |                             |                                     |   |  |                          |                         |                       |                       |
| 9 Grants and donations                        | 7                           | 4,000                               | -   | -  | -                        | -                       | 4,000                 | 8,799                 |
| 10 Salaries and associated costs              | 8                           | 139,077                             | -   | -  | -                        | -                       | 139,077               | 151,212               |
| 11 Property maintenance                       | 9                           | 20,498                              | 11,218  | -  | -                        | -                       | 31,716                | 42,799                |
| 12 Connexional assessment & model trust levy  |                             | -                                   | -   | -  | -                        | -                       | -                     | -                     |
| 13 District Assessment & Levy                 | 10                          | 44,540                              | -   | -  | -                        | -                       | 44,540                | 45,336                |
| 14 Depreciation                               |                             | -                                   | -   | -  | -                        | -                       | -                     | -                     |
| 15 Manse costs                                | 11                          | 26,931                              | -   | -  | -                        | -                       | 26,931                | 24,095                |
| 16 Other outgoings                            | 12                          | 17,223                              | 221,319                                       | -  | 80                       | 2                       | 238,624               | 151,963               |
| 17 Contributions to the district advance fund | 13                          | -                                   | 1,701   | -  | -                        | -                       | 1,701                 | 9,720                 |
| 17 <b>Total charitable expenditure</b>        |                             | <b>252,269</b>                      | <b>234,238</b>                                | <b>-</b>                                   | <b>80</b>                | <b>2</b>                | <b>486,589</b>        | <b>433,925</b>        |
| 18 Gains/(losses) on monetary investments     |                             | -                                   | -   | -  | -                        | -                       | -                     | -                     |
| 19 Gains/(losses) on investment properties    |                             | 28,693                              | -   | -  | -                        | -                       | 28,693                | -                     |
| 20 <b>Net income/(expenditure)</b>            |                             | <b>31,986</b>                       | <b>173,371</b>                                | <b>-</b>                                   | <b>782</b>               | <b>22</b>               | <b>142,187</b>        | <b>38,056</b>         |
| 21 Transfers between funds                    |                             | 55,698                              | 3,638   | -  | 52,037                   | 23                      | 0                     | -                     |
| 22 Other gains/(losses)                       |                             | -                                   | -   | -  | -                        | -                       | -                     | -                     |
| 23 <b>Net movement in funds</b>               |                             | <b>23,711</b>                       | <b>169,732</b>                                | <b>-</b>                                   | <b>51,255</b>            | <b>1</b>                | <b>142,187</b>        | <b>38,056</b>         |
| 24 Total funds brought forward                |                             | 1,572,275                           | 68,040  | -  | 51,255                   | 752                     | 1,692,322             | 1,654,266             |
| 25 <b>Total funds carried forward</b>         |                             | <b>1,595,986</b>                    | <b>237,772</b>                                | <b>-</b>                                   | <b>0</b>                 | <b>751</b>              | <b>1,834,509</b>      | <b>1,692,322</b>      |

## Balance Sheet as at 31 August 2023

| Notes to the Accounts                                       |    | General Fund (Unrestricted)<br>£ | Circuit Model Trusts (Unrestricted)<br>£ | Designated Funds (Unrestricted)<br>£ | Restricted Funds<br>£ | Endowment Funds<br>£ | Totals 2022/23<br>£ | Totals 2021/22<br>£ |
|---|----|----------------------------------|--|--------------------------------------|-----------------------|----------------------|---------------------|---------------------|
| <b>Fixed Assets</b>   |    |                                  |  |                                      |                       |                      |                     |                     |
| Circuit Manses & Equipment                                  | 16 | 1,150,908                        |  |                                      |                       |                      | 1,150,908           | 970,090             |
| Investment properties                                       |    |                                  |  |                                      |                       |                      | 0                   |                     |
| Investments   |    |                                  |  |                                      |                       |                      | 0                   |                     |
| <b>Total fixed assets</b>                                   |    | <b>1,150,908</b>                 | <b>0</b>                                 | <b>0</b>                             | <b>0</b>              | <b>0</b>             | <b>1,150,908</b>    | <b>970,090</b>      |
| <b>Current Assets</b>                                       |    |                                  |  |                                      |                       |                      |                     |                     |
| Debtors   | 17 | 10,296                           |  |                                      |                       |                      | 10,296              | 14,919              |
| Loans by the Circuit  |    | 5,716                            |  |                                      |                       |                      | 5,716               | 6,251               |
| Investments with TMCP                                       |    |                                  | 237,772                                  |                                      |                       | 751                  | 238,523             | 96,867              |
| Central Finance Board Deposits                              |    | 423,959                          |  |                                      |                       |                      | 423,959             | 620,271             |
| Cash at Bank and in hand                                    |    | 17,095                           |  |                                      |                       |                      | 17,095              | 10,029              |
| <b>Total current assets</b>                                 |    | <b>457,067</b>                   | <b>237,772</b>                           | <b>0</b>                             | <b>0</b>              | <b>751</b>           | <b>695,590</b>      | <b>748,336</b>      |
| <b>Current liabilities</b>                                  |    |                                  |  |                                      |                       |                      |                     |                     |
| Creditors (due in under 1 year)                             | 18 | 11,989                           |  |                                      |                       |                      | 11,989              | 26,104              |
| Grants payable within 2018-19                               |    |                                  |  |                                      |                       |                      | 0                   |                     |
| <b>Total current liabilities</b>                            |    | <b>11,989</b>                    | <b>0</b>                                 | <b>0</b>                             | <b>0</b>              | <b>0</b>             | <b>11,989</b>       | <b>26,104</b>       |
| <b>Net current assets/liabilities</b>                       |    | <b>445,078</b>                   | <b>237,772</b>                           | <b>0</b>                             | <b>0</b>              | <b>751</b>           | <b>683,601</b>      | <b>722,232</b>      |
| <b>Total assets less current liabilities</b>                |    | <b>1,595,986</b>                 | <b>237,772</b>                           | <b>0</b>                             | <b>0</b>              | <b>751</b>           | <b>1,834,509</b>    | <b>1,692,322</b>    |
| <b>Long term liabilities (due after more than one year)</b> |    |                                  |  |                                      |                       |                      |                     |                     |
| Grants payable after 2018-19                                |    |                                  |  |                                      |                       |                      | 0                   |                     |
| Loans to the Circuit  |    |                                  |  |                                      |                       |                      | 0                   |                     |
| <b>Net assets</b>   |    | <b>1,595,986</b>                 | <b>237,772</b>                           | <b>0</b>                             | <b>0</b>              | <b>751</b>           | <b>1,834,509</b>    | <b>1,692,322</b>    |
| <b>Funds of the Circuit</b>                                 |    |                                  |  |                                      |                       |                      |                     |                     |
| General Fund (Unrestricted)                                 |    | 1,595,986                        |  |                                      |                       |                      | 1,595,986           | 1,572,275           |
| Circuit Model Trust Fund (Unrestricted)                     |    |                                  | 237,772                                  |                                      |                       |                      | 237,772             | 68,039              |
| Designated Funds (Unrestricted)                             |    |                                  |  | 0                                    |                       |                      | 0                   | 0                   |
| <b>Total Unrestricted Funds</b>                             |    |                                  |  |                                      |                       |                      | <b>1,833,758</b>    | <b>1,640,315</b>    |
| Restricted Funds  |    |                                  |  |                                      | 0                     |                      | 0                   | 51,255              |
| Endowment Funds   |    |                                  |  |                                      |                       | 751                  | 751                 | 752                 |
| <b>Total Funds</b>  |    | <b>1,595,986</b>                 | <b>237,772</b>                           | <b>0</b>                             | <b>0</b>              | <b>751</b>           | <b>1,834,509</b>    | <b>1,692,322</b>    |

**Notes to the Accounts****1. Basis of accounting**

The financial statements have been prepared in accordance with Accounting and Reporting by Charities: Statement of Recommended Practice applicable to charities preparing their accounts in accordance with the Financial Reporting Standard applicable in the UK and Republic of Ireland (FRS 102) (issued in October 2019), the Financial Reporting Standard applicable in the United Kingdom and Republic of Ireland (FRS 102), the Charities Act 2011, and UK Generally Accepted Accounting Practice.

**2. Funds**

The funds held constitute: General Funds held for any purpose of the Circuit which are Unrestricted. The Circuit Model Trust Fund has wide purposes defined in Standing Orders and is categorised as unrestricted. Restricted funds which are held for a narrower purpose. There are also the following Endowment funds as listed. Details of each material fund are disclosed in the final note to these accounts. Any funds may be represented by more than just cash.

**3. Accounting policies****Basis**

These accounts have been prepared on the basis of historical cost except that investments are shown at their market value at the end of the year, on the accruals basis to show a true and fair view of the Circuit's financial position and activities.

**Income recognition**

Income is included in the Statement of Financial Activities (SOFA) when the Circuit becomes entitled to the resources, and the trustees are reasonably certain they will receive the resources; and the monetary value can be measured with sufficient reliability.

**Resources expended**

This is recognised when a liability is incurred, or a constructive obligation arises, that results in the payment being unavoidable. Liabilities are recognised as soon as an outflow of economic benefit is considered more likely than not under the legal or constructive obligation committing the Circuit to pay out resources.

**Grants**

Grants made by the Circuit from its own funds are recognised in full at the time of agreement or when the Circuit accepts that there is a legal or operational obligation to make the payment. When the grant is recurrent over more than one year the balance payable in future years is treated as a provision for future commitments in the Balance Sheet against the appropriate fund, the provision being released in future years as instalments are paid in accordance with the originally agreed terms.

**VAT**

Since the Circuit is not VAT registered, all input VAT is charged with the expenses to which it refers.

**Tangible fixed asset for use by the Circuit**

These are capitalised if they can be used for more than one year, and individually cost at least £1,000. The freehold property is shown in the accounts at 2015 deemed values, of which the land component is not known. No depreciation is provided on the building because the trustees consider the current residual fair value of the buildings (on the assumption that it had reached the end of its useful economic life by the year-end) to be not less than its current value. Any depreciation would not be material. The property has been reviewed for impairment.

**Investment properties**

Investment properties - no property is currently deemed to not be held for the long term purposes of the charity.

**Investments**

Investments are valued in the balance sheet at market value at the year end. Investment income is included in the accounts when receivable and any gains or losses on revaluation at the year end are shown in the SOFA.

**Debtors and prepayments**

Debtors relate to the payment of the September stipend in August.

**Creditors**

Creditors include both sundry expenses and specifically the 1st quarter assessment received in August.



Name of Circuit **Bradford South Circuit**

Circuit No **1157285**

#### 4. Investment Income

|               | Circuit<br>Model Trust |          |            |           | 2023 Total   | 2022 Total   |
|---------------|------------------------|----------|------------|-----------|--------------|--------------|
|               | Unrestricted           | Fund     | Restricted | Endowment | £            | £            |
| Rental income | £ 5,900                | £ -      | £ -        | £ -       | 5,900        | 5,900        |
| <b>Total</b>  | <b>5,900</b>           | <b>-</b> | <b>-</b>   | <b>-</b>  | <b>5,900</b> | <b>5,900</b> |

#### 5. Assessments on Churches

|              | Circuit<br>Model Trust |          |            |           | 2023 Total     | 2022 Total     |
|--------------|------------------------|----------|------------|-----------|----------------|----------------|
|              | Unrestricted           | Fund     | Restricted | Endowment | £              | £              |
| Assessments  | £ 117,494              | £ -      | £ -        | £ -       | 117,494        | 132,370        |
| <b>Total</b> | <b>117,494</b>         | <b>-</b> | <b>-</b>   | <b>-</b>  | <b>117,494</b> | <b>132,370</b> |

#### 6. Other Charitable Income

|                                    | Circuit<br>Model Trust |                |            |           | 2023 Total     | 2022 Total     |
|------------------------------------|------------------------|----------------|------------|-----------|----------------|----------------|
|                                    | Unrestricted           | Fund           | Restricted | Endowment | £              | £              |
| Interest                           | 16,507                 | 7,634          | 862        | 24        | 25,026         | 3,522          |
| Benevolence                        | 160                    | -              | -          | -         | 160            | 32             |
| Connexional City Centre Grant      | -                      | -              | -          | -         | -              | 10,000         |
| District City Centre Grant         | -                      | -              | -          | -         | -              | 5,000          |
| Bradford North City Centre Grant   | -                      | -              | -          | -         | -              | 3,000          |
| Jubilee Grant                      | -                      | -              | -          | -         | -              | 3,000          |
| Youth Income                       | -                      | -              | -          | -         | -              | 480            |
| Bequests/Donations                 | -                      | -              | -          | -         | -              | 43             |
| Clayton Heights Balance Transfers  | -                      | -              | -          | -         | -              | 10,456         |
| Trinity Balance Transfers          | -                      | -              | -          | -         | -              | 5,565          |
| Other Income                       | 843                    | -              | -          | -         | 843            | 637            |
| Sale of New Hey Road               | -                      | -              | -          | -         | -              | 291,975        |
| Sale of Thornbury Methodist Church | -                      | 399,975        | -          | -         | 399,975        | -              |
| Comerstone                         | 5,600                  | -              | -          | -         | 5,600          | -              |
| Thornbury Church                   | 20,251                 | -              | -          | -         | 20,251         | -              |
| 3Generate                          | 760                    | -              | -          | -         | 760            | -              |
| St Arnolds                         | 3,675                  | -              | -          | -         | 3,675          | -              |
| 5 Falls Approach                   | 20,400                 | -              | -          | -         | 20,400         | -              |
| <b>Total</b>                       | <b>68,195</b>          | <b>407,608</b> | <b>862</b> | <b>24</b> | <b>476,689</b> | <b>333,710</b> |

#### 7. Grants and Donations

|                  | Circuit<br>Model Trust |          |            |           | 2023 Total   | 2022 Total   |
|------------------|------------------------|----------|------------|-----------|--------------|--------------|
|                  | Unrestricted           | Fund     | Restricted | Endowment | £            | £            |
| Touchstone Grant | £ 4,000                | £ -      | £ -        | £ -       | 4,000        | 4,000        |
| Jubilee Grant    | -                      | -        | -          | -         | -            | 3,000        |
| Aldersgate Grant | -                      | -        | -          | -         | -            | 1,200        |
| Wibsey Grant     | -                      | -        | -          | -         | -            | 599          |
| <b>Total</b>     | <b>4,000</b>           | <b>-</b> | <b>-</b>   | <b>-</b>  | <b>4,000</b> | <b>8,799</b> |

#### 8. Paid Employees

|   | This Year      | Last Year      |
|---|----------------|----------------|
| <b>Staff costs paid during the year were:</b>                 |                |                |
| Gross wages, salaries and benefits in kind                    | 105,126        | 114,838        |
| Employer's national insurance costs                           | 9,067          | 9,082          |
| Pension costs   | 23,032         | 26,050         |
| Expenses  | 1,852          | 1,242          |
| <b>Total</b>  | <b>139,077</b> | <b>151,212</b> |
| <b>Average number of staff employed during the year were:</b> | <b>5</b>       | <b>6</b>       |

## 9. Property Maintenance

|                                  | Unrestricted  | Circuit<br>Model Trust<br>Fund | Restricted | Endowment | 2023 Total    | 2022 Total    |
|----------------------------------|---------------|--------------------------------|------------|-----------|---------------|---------------|
|                                  | £             | £                              | £          | £         | £             | £             |
| Cornerstone Project Payments     | -             | 5,200                          | -          | -         | 5,200         | 15,484        |
| Southfield Lane Project Payments | -             | 768                            | -          | -         | 768           | 12,265        |
| Clayton Heights Costs            | 1,800         | -                              | -          | -         | 1,800         | 1,800         |
| Highgate Road Costs              | 1,153         | -                              | -          | -         | 1,153         | 7,228         |
| Ney Hey Road Costs               | -             | -                              | -          | -         | -             | 1,085         |
| Thornbury Costs                  | -             | -                              | -          | -         | -             | 4,936         |
| Wyke Church Costs                | -             | 5,250                          | -          | -         | 5,250         | -             |
| 5 Falls Approach Costs           | 13,705        | -                              | -          | -         | 13,705        | -             |
| Wibsey Church Costs              | 3,840         | -                              | -          | -         | 3,840         | -             |
| <b>Total</b>                     | <b>20,498</b> | <b>11,218</b>                  | <b>-</b>   | <b>-</b>  | <b>31,716</b> | <b>42,799</b> |

## 10. District Assessment and Levy

|                     | Unrestricted  | Circuit<br>Model Trust<br>Fund | Restricted | Endowment | 2023 Total    | 2022 Total    |
|---------------------|---------------|--------------------------------|------------|-----------|---------------|---------------|
|                     | £             | £                              | £          | £         | £             | £             |
| District Assessment | 44,540        | -                              | -          | -         | 44,540        | 45,336        |
| <b>Total</b>        | <b>44,540</b> | <b>-</b>                       | <b>-</b>   | <b>-</b>  | <b>44,540</b> | <b>45,336</b> |

## 11. Manse Costs

|              | Unrestricted  | Circuit<br>Model Trust<br>Fund | Restricted | Endowment | 2023 Total    | 2022 Total    |
|--------------|---------------|--------------------------------|------------|-----------|---------------|---------------|
|              | £             | £                              | £          | £         | £             | £             |
| Council Tax  | 9,105         | -                              | -          | -         | 9,105         | 8,618         |
| Water Rates  | 2,625         | -                              | -          | -         | 2,625         | 2,268         |
| Insurance    | 3,006         | -                              | -          | -         | 3,006         | 2,472         |
| Repairs      | 12,195        | -                              | -          | -         | 12,195        | 8,343         |
| <b>Total</b> | <b>26,931</b> | <b>-</b>                       | <b>-</b>   | <b>-</b>  | <b>26,931</b> | <b>21,701</b> |

## 12. Other Outgoings

|                                | Unrestricted  | Circuit<br>Model Trust<br>Fund | Restricted | Endowment | 2023 Total     | 2022 Total     |
|--------------------------------|---------------|--------------------------------|------------|-----------|----------------|----------------|
|                                | £             | £                              | £          | £         | £              | £              |
| Admin Charges - Payroll        | 480           | -                              | -          | -         | 480            | 480            |
| Apprenticeship Levy            | 598           | -                              | -          | -         | 598            | 673            |
| St. Arnold's Expenses          | 560           | -                              | -          | -         | 560            | 1,281          |
| Connexional Levy on Sales      | -             | 221,125                        | -          | -         | 221,125        | 92,770         |
| Admin Costs - TMCP             | -             | 194                            | 80         | 2         | 276            | 779            |
| Quinquennial Inspections       | 2,041         | -                              | -          | -         | 2,041          | 6,317          |
| Office Costs/Rent              | 1,689         | -                              | -          | -         | 1,689          | 1,493          |
| Telephone/Broadband            | 1,978         | -                              | -          | -         | 1,978          | 2,372          |
| Travel                         | 59            | -                              | -          | -         | 59             | 22             |
| Postage, Printing & Stationery | 735           | -                              | -          | -         | 735            | 1,100          |
| Preaching Fees                 | -             | -                              | -          | -         | -              | 125            |
| URC                            | 180           | -                              | -          | -         | 180            | 180            |
| Benevolence Fund               | -             | -                              | -          | -         | -              | 1,780          |
| Bank Fees                      | 60            | -                              | -          | -         | 60             | 91             |
| Audit Fee                      | 2,220         | -                              | -          | -         | 2,220          | 2,100          |
| Youth Costs                    | 225           | -                              | -          | -         | 225            | 615            |
| Pension Reserve Fund           | -             | -                              | -          | -         | -              | 39,000         |
| Other Expenditure              | 2,226         | -                              | -          | -         | 2,226          | 785            |
| Computers for Ministry         | 572           | -                              | -          | -         | 572            | -              |
| Hospitality                    | 34            | -                              | -          | -         | 34             | -              |
| Removals                       | 2,268         | -                              | -          | -         | 2,268          | -              |
| Roots                          | -             | 52                             | -          | -         | 52             | -              |
| 3Generate                      | 600           | -                              | -          | -         | 600            | -              |
| Valuation & Legal Fees         | 750           | -                              | -          | -         | 750            | -              |
| <b>Total</b>                   | <b>17,223</b> | <b>221,319</b>                 | <b>80</b>  | <b>2</b>  | <b>238,624</b> | <b>151,963</b> |

### 13. Contributions to the District Advance Fund

|                            | Circuit<br>Model Trust |              |            |           | 2023 Total   | 2022 Total   |
|----------------------------|------------------------|--------------|------------|-----------|--------------|--------------|
|                            | Unrestricted           | Fund         | Restricted | Endowment |              |              |
|                            | £                      | £            | £          | £         | £            | £            |
| District Advance Fund Levy | -                      | 1,701        | -          | -         | 1,701        | 9,720        |
| <b>Total</b>               | -                      | <b>1,701</b> | -          | -         | <b>1,701</b> | <b>9,720</b> |

### 14. Payment to Trustees

|   | This Year | Last Year |
|---|-----------|-----------|
| Payments made to trustees for additional services provided to the Circuit by agreement with the Circuit meeting | -         | -         |
| Number of trustees who were paid expenses   | -         | -         |
| <b>Total</b>  | <b>-</b>  | <b>-</b>  |

### 15. Fees for Examination or Audit of the Accounts

|   | This Year    | Last Year    |
|---|--------------|--------------|
| Independent examiner's or auditors fees for reporting on the accounts                     | 2,220        | 2,100        |
| Other fees (eg: advice, accountancy services) paid to the independent examiner or auditor | -            | -            |
| <b>Total</b>  | <b>2,220</b> | <b>2,100</b> |

Name of Circuit

Bradford South Circuit

Circuit No 1157285

**16. Tangible fixed assets****Cost or valuation**

|                         | Residential<br>land | Other land | Manse     | Other<br>buildings | Other fixed<br>assets<br>including<br>motor<br>vehicles | Fixtures,<br>fittings and<br>equipment | Payments on<br>account and<br>assets under<br>construction | Total     |
|-------------------------|---------------------|------------|-----------|--------------------|---|--|--|-----------|
|                         | £                   | £          | £         | £                  | £   | £                                      | £  | £         |
| Balance brought forward |                     |            | 970,090   |                    |   |  |  | 970,090   |
| Additions               |                     |            | 424,963   |                    |   |  |  | 424,963   |
| Revaluations (+/-)      |                     |            |           |                    |   |  |  | 0         |
| Disposals (-)           |                     |            | -244,145  |                    |   |  |  | -244,145  |
| Transfers * (+/-)       |                     |            |           |                    |   |  |  | 0         |
| Balance carried forward | 0                   | 0          | 1,150,908 | 0                  | 0   | 0                                      | 0  | 1,150,908 |

**Accumulated depreciation**

|                                  | Residential<br>land | Other land | Manse | Other<br>buildings | Other fixed<br>assets<br>including<br>motor<br>vehicles | Fixtures,<br>fittings and<br>equipment | Payments on<br>account and<br>assets under<br>construction | Total |
|----------------------------------|---------------------|------------|-------|--------------------|---|--|--|-------|
|                                  | £                   | £          | £     | £                  | £   | £                                      | £  | £     |
| Balance brought forward          |                     |            |       |                    |   |  |  |       |
| Depreciation charge for year (-) |                     |            |       |                    |   |  |  |       |
| Revaluations (+/-)               |                     |            |       |                    |   |  |  |       |
| Disposals (-)                    |                     |            |       |                    |   |  |  |       |
| Transfers * (+/-)                |                     |            |       |                    |   |  |  |       |
| Balance carried forward          | 0                   | 0          | 0     | 0                  | 0   | 0                                      | 0  | 0     |

**Net book value**

|                 | Residential<br>land | Other land | Manse     | Other<br>buildings | Other fixed<br>assets<br>including<br>motor<br>vehicles | Fixtures,<br>fittings and<br>equipment | Payments on<br>account and<br>assets under<br>construction | Total     |
|-----------------|---------------------|------------|-----------|--------------------|---|--|--|-----------|
|                 | £                   | £          | £         | £                  | £   | £                                      | £  | £         |
| Brought forward | 0                   | 0          | 970,090   | 0                  | 0   | 0                                      | 0  | 970,090   |
| Carried forward | 0                   | 0          | 1,150,908 | 0                  | 0   | 0                                      | 0  | 1,150,908 |

Name of Circuit

Bradford South Circuit

Circuit No 1157285

17. Analysis of Current Assets

|                         | This Year     | Last Year     |
|-------------------------|---------------|---------------|
| Debtors and prepayments |               |               |
| Pre paid assessments    | -             | -             |
| Accrued income          | -             | -             |
| Other debtors           | 10,296        | 14,919        |
| <b>Total</b>            | <b>10,296</b> | <b>14,919</b> |

18. Analysis of current liabilities and long term creditors

|                     | This Year     | Last Year     |
|---------------------|---------------|---------------|
| Current liabilities |               |               |
| Trade creditors     | -             | -             |
| Other creditors     | 11,989        | 26,104        |
| <b>Total</b>        | <b>11,989</b> | <b>26,104</b> |

19. Capital commitments and contingent liabilities

At the 31st August 2023 the Circuit has no capital commitments.

No contingent liabilities were identified at the 31st August 2023.

## Bradford South Circuit DECLARATIONS

### Treasurer

I confirm that these accrual based accounts for the year ended 31st August 2023 have been prepared from the records of the Circuit and that include all funds under the control of the Circuit Meeting.

Signature of Treasurer



Date

21.8.24

Name of Treasurer

Mr John Andrew

Address

125, HILLCROFT RD, QUENSBURY B43 1DT

### Presentation of the Circuit Meeting for approval

I confirm that the annual report and accounts for the year ended 31 August 2023 were presented to the Circuit Meeting at its meeting on  
and were approved.

21/03/24

Signature of the Chair of  
the meeting



Name of the Chair of the  
meeting

REV GRAEME DUTTON

Date

21/03/24

### Independent Examiner's report of the Trustees of the

#### Bradford South Circuit

This Report is on the Circuit Accounts for the year ended 31st August 2023.

### Respective responsibilities of Trustees and Examiners

The Circuit's trustees are responsible for ensuring that the annual report and accounts for the year to 31 August 2022 present a true and fair view of the Circuit's income and expenditure for the year and of its assets and liabilities at the balance sheet date. The trustees consider that an audit is not necessary for this year under Section 144 of the Charities Act 2011 (the Charities Act) and that an independent examination is needed.

It is my responsibility to:

- examine the accounts under section 145 of the Charities Act;
- to follow the procedures laid down in the general Directions given by the Charity Commission under Section 145(5)(b) of the Charities Act; and
- to state whether particular matters have come to my attention.

## Bradford South Circuit

### Basis of Independent Examiner's Report

My examination was carried out in accordance with the general directions given by the Charity Commission. An examination includes a review of the accounting records kept by the charity and a comparison of the accounts presented with those records. It also includes consideration of any unusual items, in nature or scale, or disclosures in the accounts, seeking explanations from the Trustees concerning such matters. The procedures undertaken do not provide all the evidence that would be required in an audit and, consequently no opinion is given as to whether the accounts present a true and fair view. My report is limited to those matters set out in the statement below.

### Independent Examiner's Statement

In connection with my examination, no matter has come to my attention (other than as disclosed below\*)

- (1) which gives me reasonable cause to believe that in any material respects the requirements:
- to keep accounting records in accordance with Section 130 of the Charities Act
  - to prepare accounts which accord with the accounting records and comply with the accounting requirements of the Charities Act

have not been met, or

- (2) to which, in my opinion, attention should be drawn in order to enable a proper understanding of the accounts to be reached.

- (3) I have / have not\* obtained independent verification of all investments with the Trustees for Methodist Church Purposes or held in other trusts, bank balances and funds at the Central Finance Board of the Methodist Church which are individually in excess of £10,000 (ten thousand pounds) at the balance sheet date.

Name of independent examiner

Jonathan Stead FCCA

Signature of independent examiner



Relevant professional qualification of independent examiner

Chartered Certified Accountant

Name of firm (where appropriate)

Sleigh & Story Ltd

Address


Thornhill Brigg Mill, Thornhill Beck Lane, Brighouse, HD6 4AH

Date

5/4/24







**Circuit  
Accruals Accounts  
2022-23**

**THE METHODIST CHURCH**  
**REPORT AND ACCOUNTS**  
**(ACCRUALS BASIS)**  
**for the year ended 31 August 2023**

**Bradford South**

**Circuit**

**Registered Charity - Registration number**

**1157285**

**Yorkshire West**

**District No / Circuit No**

**27/33**

**Ministers**

Rev Graeme Dutton

Rev Albert Gayle

Rev Andrew Stead

**Circuit Stewards**

Teresa Lunn

Derek Marshall

Jean Sheard

Richard Sheard

Richard Walsh

**Circuit Treasurer**

John Andrew

Name of Circuit

Bradford South Circuit

Circuit No 27/33

## Statement of Financial Activities (SOFA) for the year ended 31 August 2023

|   | Notes to<br>the<br>accounts | General Fund<br>(Unrestricted)<br>£ | Circuit Model<br>Trust<br>(Unrestricted)<br>£ | Designated<br>Funds<br>(Unrestricted)<br>£ | Restricted<br>Funds<br>£ | Endowment<br>Funds<br>£ | Total<br>2022-23<br>£ | Total<br>2021-22<br>£ |
|---|-----------------------------|-------------------------------------|---|--|--------------------------|-------------------------|-----------------------|-----------------------|
| <b>Income</b>                                 |                             |                                     |   |  |                          |                         |                       |                       |
| 1 Donations and legacies                      |                             | -                                   | -   | -  | -                        | -                       | -                     | -                     |
| 2 Income from monetary investments            |                             | -                                   | -   | -  | -                        | -                       | -                     | -                     |
| 3 Income from investment properties           | 4                           | 5,900                               | -   | -  | -                        | -                       | 5,900                 | 5,900                 |
| 4 Assessments on Churches                     | 5                           | 117,494                             | -   | -  | -                        | -                       | 117,494               | 132,370               |
| 5 Capital Receipts                            |                             | -                                   | -   | -  | -                        | -                       | -                     | -                     |
| 6 Grants received                             |                             | -                                   | -   | -  | -                        | -                       | -                     | -                     |
| 7 Other charitable income                     | 6                           | 68,195                              | 407,608                                       | -  | 862                      | 24                      | 476,689               | 333,710               |
| 8 <b>Total income</b>                         |                             | <b>191,589</b>                      | <b>407,608</b>                                | <b>-</b>                                   | <b>862</b>               | <b>24</b>               | <b>600,084</b>        | <b>471,980</b>        |
| <b>Expenditure</b>                            |                             |                                     |   |  |                          |                         |                       |                       |
| 9 Grants and donations                        | 7                           | 4,000                               | -   | -  | -                        | -                       | 4,000                 | 8,799                 |
| 10 Salaries and associated costs              | 8                           | 139,077                             | -   | -  | -                        | -                       | 139,077               | 151,212               |
| 11 Property maintenance                       | 9                           | 20,498                              | 11,218  | -  | -                        | -                       | 31,716                | 42,799                |
| 12 Connexional assessment & model trust levy  |                             | -                                   | -   | -  | -                        | -                       | -                     | -                     |
| 13 District Assessment & Levy                 | 10                          | 44,540                              | -   | -  | -                        | -                       | 44,540                | 45,336                |
| 14 Depreciation                               |                             | -                                   | -   | -  | -                        | -                       | -                     | -                     |
| 15 Manse costs                                | 11                          | 26,931                              | -   | -  | -                        | -                       | 26,931                | 24,095                |
| 16 Other outgoings                            | 12                          | 17,223                              | 221,319                                       | -  | 80                       | 2                       | 238,624               | 151,963               |
| 17 Contributions to the district advance fund | 13                          | -                                   | 1,701   | -  | -                        | -                       | 1,701                 | 9,720                 |
| 17 <b>Total charitable expenditure</b>        |                             | <b>252,269</b>                      | <b>234,238</b>                                | <b>-</b>                                   | <b>80</b>                | <b>2</b>                | <b>486,589</b>        | <b>433,925</b>        |
| 18 Gains/(losses) on monetary investments     |                             | -                                   | -   | -  | -                        | -                       | -                     | -                     |
| 19 Gains/(losses) on investment properties    |                             | 28,693                              | -   | -  | -                        | -                       | 28,693                | -                     |
| 20 <b>Net income/(expenditure)</b>            |                             | <b>31,986</b>                       | <b>173,371</b>                                | <b>-</b>                                   | <b>782</b>               | <b>22</b>               | <b>142,187</b>        | <b>38,056</b>         |
| 21 Transfers between funds                    |                             | 55,698                              | 3,638   | -  | 52,037                   | 23                      | 0                     | -                     |
| 22 Other gains/(losses)                       |                             | -                                   | -   | -  | -                        | -                       | -                     | -                     |
| 23 <b>Net movement in funds</b>               |                             | <b>23,711</b>                       | <b>169,732</b>                                | <b>-</b>                                   | <b>51,255</b>            | <b>1</b>                | <b>142,187</b>        | <b>38,056</b>         |
| 24 Total funds brought forward                |                             | 1,572,275                           | 68,040  | -  | 51,255                   | 752                     | 1,692,322             | 1,654,266             |
| 25 <b>Total funds carried forward</b>         |                             | <b>1,595,986</b>                    | <b>237,772</b>                                | <b>-</b>                                   | <b>0</b>                 | <b>751</b>              | <b>1,834,509</b>      | <b>1,692,322</b>      |

## Balance Sheet as at 31 August 2023

| Notes to the Accounts                                       |    | General Fund (Unrestricted)<br>£ | Circuit Model Trusts (Unrestricted)<br>£ | Designated Funds (Unrestricted)<br>£ | Restricted Funds<br>£ | Endowment Funds<br>£ | Totals 2022/23<br>£ | Totals 2021/22<br>£ |
|---|----|----------------------------------|--|--------------------------------------|-----------------------|----------------------|---------------------|---------------------|
| <b>Fixed Assets</b>   |    |                                  |  |                                      |                       |                      |                     |                     |
| Circuit Manses & Equipment                                  | 16 | 1,150,908                        |  |                                      |                       |                      | 1,150,908           | 970,090             |
| Investment properties                                       |    |                                  |  |                                      |                       |                      | 0                   |                     |
| Investments   |    |                                  |  |                                      |                       |                      | 0                   |                     |
| <b>Total fixed assets</b>                                   |    | <b>1,150,908</b>                 | <b>0</b>                                 | <b>0</b>                             | <b>0</b>              | <b>0</b>             | <b>1,150,908</b>    | <b>970,090</b>      |
| <b>Current Assets</b>                                       |    |                                  |  |                                      |                       |                      |                     |                     |
| Debtors   | 17 | 10,296                           |  |                                      |                       |                      | 10,296              | 14,919              |
| Loans by the Circuit  |    | 5,716                            |  |                                      |                       |                      | 5,716               | 6,251               |
| Investments with TMCP                                       |    |                                  | 237,772                                  |                                      |                       | 751                  | 238,523             | 96,867              |
| Central Finance Board Deposits                              |    | 423,959                          |  |                                      |                       |                      | 423,959             | 620,271             |
| Cash at Bank and in hand                                    |    | 17,095                           |  |                                      |                       |                      | 17,095              | 10,029              |
| <b>Total current assets</b>                                 |    | <b>457,067</b>                   | <b>237,772</b>                           | <b>0</b>                             | <b>0</b>              | <b>751</b>           | <b>695,590</b>      | <b>748,336</b>      |
| <b>Current liabilities</b>                                  |    |                                  |  |                                      |                       |                      |                     |                     |
| Creditors (due in under 1 year)                             | 18 | 11,989                           |  |                                      |                       |                      | 11,989              | 26,104              |
| Grants payable within 2018-19                               |    |                                  |  |                                      |                       |                      | 0                   |                     |
| <b>Total current liabilities</b>                            |    | <b>11,989</b>                    | <b>0</b>                                 | <b>0</b>                             | <b>0</b>              | <b>0</b>             | <b>11,989</b>       | <b>26,104</b>       |
| <b>Net current assets/liabilities</b>                       |    | <b>445,078</b>                   | <b>237,772</b>                           | <b>0</b>                             | <b>0</b>              | <b>751</b>           | <b>683,601</b>      | <b>722,232</b>      |
| <b>Total assets less current liabilities</b>                |    | <b>1,595,986</b>                 | <b>237,772</b>                           | <b>0</b>                             | <b>0</b>              | <b>751</b>           | <b>1,834,509</b>    | <b>1,692,322</b>    |
| <b>Long term liabilities (due after more than one year)</b> |    |                                  |  |                                      |                       |                      |                     |                     |
| Grants payable after 2018-19                                |    |                                  |  |                                      |                       |                      | 0                   |                     |
| Loans to the Circuit  |    |                                  |  |                                      |                       |                      | 0                   |                     |
| <b>Net assets</b>   |    | <b>1,595,986</b>                 | <b>237,772</b>                           | <b>0</b>                             | <b>0</b>              | <b>751</b>           | <b>1,834,509</b>    | <b>1,692,322</b>    |
| <b>Funds of the Circuit</b>                                 |    |                                  |  |                                      |                       |                      |                     |                     |
| General Fund (Unrestricted)                                 |    | 1,595,986                        |  |                                      |                       |                      | 1,595,986           | 1,572,275           |
| Circuit Model Trust Fund (Unrestricted)                     |    |                                  | 237,772                                  |                                      |                       |                      | 237,772             | 68,039              |
| Designated Funds (Unrestricted)                             |    |                                  |  | 0                                    |                       |                      | 0                   | 0                   |
| <b>Total Unrestricted Funds</b>                             |    |                                  |  |                                      |                       |                      | <b>1,833,758</b>    | <b>1,640,315</b>    |
| Restricted Funds  |    |                                  |  |                                      | 0                     |                      | 0                   | 51,255              |
| Endowment Funds   |    |                                  |  |                                      |                       | 751                  | 751                 | 752                 |
| <b>Total Funds</b>  |    | <b>1,595,986</b>                 | <b>237,772</b>                           | <b>0</b>                             | <b>0</b>              | <b>751</b>           | <b>1,834,509</b>    | <b>1,692,322</b>    |

**Notes to the Accounts****1. Basis of accounting**

The financial statements have been prepared in accordance with Accounting and Reporting by Charities: Statement of Recommended Practice applicable to charities preparing their accounts in accordance with the Financial Reporting Standard applicable in the UK and Republic of Ireland (FRS 102) (issued in October 2019), the Financial Reporting Standard applicable in the United Kingdom and Republic of Ireland (FRS 102), the Charities Act 2011, and UK Generally Accepted Accounting Practice.

**2. Funds**

The funds held constitute: General Funds held for any purpose of the Circuit which are Unrestricted. The Circuit Model Trust Fund has wide purposes defined in Standing Orders and is categorised as unrestricted. Restricted funds which are held for a narrower purpose. There are also the following Endowment funds as listed. Details of each material fund are disclosed in the final note to these accounts. Any funds may be represented by more than just cash.

**3. Accounting policies****Basis**

These accounts have been prepared on the basis of historical cost except that investments are shown at their market value at the end of the year, on the accruals basis to show a true and fair view of the Circuit's financial position and activities.

**Income recognition**

Income is included in the Statement of Financial Activities (SOFA) when the Circuit becomes entitled to the resources, and the trustees are reasonably certain they will receive the resources; and the monetary value can be measured with sufficient reliability.

**Resources expended**

This is recognised when a liability is incurred, or a constructive obligation arises, that results in the payment being unavoidable. Liabilities are recognised as soon as an outflow of economic benefit is considered more likely than not under the legal or constructive obligation committing the Circuit to pay out resources.

**Grants**

Grants made by the Circuit from its own funds are recognised in full at the time of agreement or when the Circuit accepts that there is a legal or operational obligation to make the payment. When the grant is recurrent over more than one year the balance payable in future years is treated as a provision for future commitments in the Balance Sheet against the appropriate fund, the provision being released in future years as instalments are paid in accordance with the originally agreed terms.

**VAT**

Since the Circuit is not VAT registered, all input VAT is charged with the expenses to which it refers.

**Tangible fixed asset for use by the Circuit**

These are capitalised if they can be used for more than one year, and individually cost at least £1,000. The freehold property is shown in the accounts at 2015 deemed values, of which the land component is not known. No depreciation is provided on the building because the trustees consider the current residual fair value of the buildings (on the assumption that it had reached the end of its useful economic life by the year-end) to be not less than its current value. Any depreciation would not be material. The property has been reviewed for impairment.

**Investment properties**

Investment properties - no property is currently deemed to not be held for the long term purposes of the charity.

**Investments**

Investments are valued in the balance sheet at market value at the year end. Investment income is included in the accounts when receivable and any gains or losses on revaluation at the year end are shown in the SOFA.

**Debtors and prepayments**

Debtors relate to the payment of the September stipend in August.

**Creditors**

Creditors include both sundry expenses and specifically the 1st quarter assessment received in August.

Name of Circuit **Bradford South Circuit**

Circuit No **1157285**

#### 4. Investment Income

|               | Circuit Model Trust |          |            |           | 2023 Total   | 2022 Total   |
|---------------|---------------------|----------|------------|-----------|--------------|--------------|
|               | Unrestricted        | Fund     | Restricted | Endowment | £            | £            |
| Rental income | £ 5,900             | -        | -          | -         | 5,900        | 5,900        |
| <b>Total</b>  | <b>5,900</b>        | <b>-</b> | <b>-</b>   | <b>-</b>  | <b>5,900</b> | <b>5,900</b> |

#### 5. Assessments on Churches

|              | Circuit Model Trust |          |            |           | 2023 Total     | 2022 Total     |
|--------------|---------------------|----------|------------|-----------|----------------|----------------|
|              | Unrestricted        | Fund     | Restricted | Endowment | £              | £              |
| Assessments  | £ 117,494           | -        | -          | -         | 117,494        | 132,370        |
| <b>Total</b> | <b>117,494</b>      | <b>-</b> | <b>-</b>   | <b>-</b>  | <b>117,494</b> | <b>132,370</b> |

#### 6. Other Charitable Income

|                                    | Circuit Model Trust |                |            |           | 2023 Total     | 2022 Total     |
|------------------------------------|---------------------|----------------|------------|-----------|----------------|----------------|
|                                    | Unrestricted        | Fund           | Restricted | Endowment | £              | £              |
| Interest                           | £ 16,507            | 7,634          | 862        | 24        | 25,026         | 3,522          |
| Benevolence                        | 160                 | -              | -          | -         | 160            | 32             |
| Connexional City Centre Grant      | -                   | -              | -          | -         | -              | 10,000         |
| District City Centre Grant         | -                   | -              | -          | -         | -              | 5,000          |
| Bradford North City Centre Grant   | -                   | -              | -          | -         | -              | 3,000          |
| Jubilee Grant                      | -                   | -              | -          | -         | -              | 3,000          |
| Youth Income                       | -                   | -              | -          | -         | -              | 480            |
| Bequests/Donations                 | -                   | -              | -          | -         | -              | 43             |
| Clayton Heights Balance Transfers  | -                   | -              | -          | -         | -              | 10,456         |
| Trinity Balance Transfers          | -                   | -              | -          | -         | -              | 5,565          |
| Other Income                       | 843                 | -              | -          | -         | 843            | 637            |
| Sale of New Hey Road               | -                   | -              | -          | -         | -              | 291,975        |
| Sale of Thornbury Methodist Church | -                   | 399,975        | -          | -         | 399,975        | -              |
| Comerstone                         | 5,600               | -              | -          | -         | 5,600          | -              |
| Thornbury Church                   | 20,251              | -              | -          | -         | 20,251         | -              |
| 3Generate                          | 760                 | -              | -          | -         | 760            | -              |
| St Arnolds                         | 3,675               | -              | -          | -         | 3,675          | -              |
| 5 Falls Approach                   | 20,400              | -              | -          | -         | 20,400         | -              |
| <b>Total</b>                       | <b>68,195</b>       | <b>407,608</b> | <b>862</b> | <b>24</b> | <b>476,689</b> | <b>333,710</b> |

#### 7. Grants and Donations

|                  | Circuit Model Trust |          |            |           | 2023 Total   | 2022 Total   |
|------------------|---------------------|----------|------------|-----------|--------------|--------------|
|                  | Unrestricted        | Fund     | Restricted | Endowment | £            | £            |
| Touchstone Grant | £ 4,000             | -        | -          | -         | 4,000        | 4,000        |
| Jubilee Grant    | -                   | -        | -          | -         | -            | 3,000        |
| Aldersgate Grant | -                   | -        | -          | -         | -            | 1,200        |
| Wibsey Grant     | -                   | -        | -          | -         | -            | 599          |
| <b>Total</b>     | <b>4,000</b>        | <b>-</b> | <b>-</b>   | <b>-</b>  | <b>4,000</b> | <b>8,799</b> |

#### 8. Paid Employees

|   | This Year      | Last Year      |
|---|----------------|----------------|
| <b>Staff costs paid during the year were:</b>                 |                |                |
| Gross wages, salaries and benefits in kind                    | 105,126        | 114,838        |
| Employer's national insurance costs                           | 9,067          | 9,082          |
| Pension costs   | 23,032         | 26,050         |
| Expenses  | 1,852          | 1,242          |
| <b>Total</b>  | <b>139,077</b> | <b>151,212</b> |
| <b>Average number of staff employed during the year were:</b> | <b>5</b>       | <b>6</b>       |

## 9. Property Maintenance

|                                  | Unrestricted  | Circuit<br>Model Trust<br>Fund | Restricted | Endowment | 2023 Total    | 2022 Total    |
|----------------------------------|---------------|--------------------------------|------------|-----------|---------------|---------------|
|                                  | £             | £                              | £          | £         | £             | £             |
| Cornerstone Project Payments     | -             | 5,200                          | -          | -         | 5,200         | 15,484        |
| Southfield Lane Project Payments | -             | 768                            | -          | -         | 768           | 12,265        |
| Clayton Heights Costs            | 1,800         | -                              | -          | -         | 1,800         | 1,800         |
| Highgate Road Costs              | 1,153         | -                              | -          | -         | 1,153         | 7,228         |
| Ney Hey Road Costs               | -             | -                              | -          | -         | -             | 1,085         |
| Thornbury Costs                  | -             | -                              | -          | -         | -             | 4,936         |
| Wyke Church Costs                | -             | 5,250                          | -          | -         | 5,250         | -             |
| 5 Falls Approach Costs           | 13,705        | -                              | -          | -         | 13,705        | -             |
| Wibsey Church Costs              | 3,840         | -                              | -          | -         | 3,840         | -             |
| <b>Total</b>                     | <b>20,498</b> | <b>11,218</b>                  | <b>-</b>   | <b>-</b>  | <b>31,716</b> | <b>42,799</b> |

## 10. District Assessment and Levy

|                     | Unrestricted  | Circuit<br>Model Trust<br>Fund | Restricted | Endowment | 2023 Total    | 2022 Total    |
|---------------------|---------------|--------------------------------|------------|-----------|---------------|---------------|
|                     | £             | £                              | £          | £         | £             | £             |
| District Assessment | 44,540        | -                              | -          | -         | 44,540        | 45,336        |
| <b>Total</b>        | <b>44,540</b> | <b>-</b>                       | <b>-</b>   | <b>-</b>  | <b>44,540</b> | <b>45,336</b> |

## 11. Manse Costs

|              | Unrestricted  | Circuit<br>Model Trust<br>Fund | Restricted | Endowment | 2023 Total    | 2022 Total    |
|--------------|---------------|--------------------------------|------------|-----------|---------------|---------------|
|              | £             | £                              | £          | £         | £             | £             |
| Council Tax  | 9,105         | -                              | -          | -         | 9,105         | 8,618         |
| Water Rates  | 2,625         | -                              | -          | -         | 2,625         | 2,268         |
| Insurance    | 3,006         | -                              | -          | -         | 3,006         | 2,472         |
| Repairs      | 12,195        | -                              | -          | -         | 12,195        | 8,343         |
| <b>Total</b> | <b>26,931</b> | <b>-</b>                       | <b>-</b>   | <b>-</b>  | <b>26,931</b> | <b>21,701</b> |

## 12. Other Outgoings

|                                | Unrestricted  | Circuit<br>Model Trust<br>Fund | Restricted | Endowment | 2023 Total     | 2022 Total     |
|--------------------------------|---------------|--------------------------------|------------|-----------|----------------|----------------|
|                                | £             | £                              | £          | £         | £              | £              |
| Admin Charges - Payroll        | 480           | -                              | -          | -         | 480            | 480            |
| Apprenticeship Levy            | 598           | -                              | -          | -         | 598            | 673            |
| St. Arnold's Expenses          | 560           | -                              | -          | -         | 560            | 1,281          |
| Connexional Levy on Sales      | -             | 221,125                        | -          | -         | 221,125        | 92,770         |
| Admin Costs - TMCP             | -             | 194                            | 80         | 2         | 276            | 779            |
| Quinquennial Inspections       | 2,041         | -                              | -          | -         | 2,041          | 6,317          |
| Office Costs/Rent              | 1,689         | -                              | -          | -         | 1,689          | 1,493          |
| Telephone/Broadband            | 1,978         | -                              | -          | -         | 1,978          | 2,372          |
| Travel                         | 59            | -                              | -          | -         | 59             | 22             |
| Postage, Printing & Stationery | 735           | -                              | -          | -         | 735            | 1,100          |
| Preaching Fees                 | -             | -                              | -          | -         | -              | 125            |
| URC                            | 180           | -                              | -          | -         | 180            | 180            |
| Benevolence Fund               | -             | -                              | -          | -         | -              | 1,780          |
| Bank Fees                      | 60            | -                              | -          | -         | 60             | 91             |
| Audit Fee                      | 2,220         | -                              | -          | -         | 2,220          | 2,100          |
| Youth Costs                    | 225           | -                              | -          | -         | 225            | 615            |
| Pension Reserve Fund           | -             | -                              | -          | -         | -              | 39,000         |
| Other Expenditure              | 2,226         | -                              | -          | -         | 2,226          | 785            |
| Computers for Ministry         | 572           | -                              | -          | -         | 572            | -              |
| Hospitality                    | 34            | -                              | -          | -         | 34             | -              |
| Removals                       | 2,268         | -                              | -          | -         | 2,268          | -              |
| Roots                          | 52            | -                              | -          | -         | 52             | -              |
| 3Generate                      | 600           | -                              | -          | -         | 600            | -              |
| Valuation & Legal Fees         | 750           | -                              | -          | -         | 750            | -              |
| <b>Total</b>                   | <b>17,223</b> | <b>221,319</b>                 | <b>80</b>  | <b>2</b>  | <b>238,624</b> | <b>151,963</b> |



### 13. Contributions to the District Advance Fund

|                            | Circuit<br>Model Trust |              |            |           | 2023 Total   | 2022 Total   |
|----------------------------|------------------------|--------------|------------|-----------|--------------|--------------|
|                            | Unrestricted           | Fund         | Restricted | Endowment | £            | £            |
| District Advance Fund Levy | -                      | 1,701        | -          | -         | 1,701        | 9,720        |
| <b>Total</b>               | -                      | <b>1,701</b> | -          | -         | <b>1,701</b> | <b>9,720</b> |

### 14. Payment to Trustees

|   | This Year | Last Year |
|---|-----------|-----------|
| Payments made to trustees for additional services provided to the Circuit by agreement with the Circuit meeting | -         | -         |
| Number of trustees who were paid expenses   | -         | -         |
| <b>Total</b>  | <b>-</b>  | <b>-</b>  |

### 15. Fees for Examination or Audit of the Accounts

|   | This Year    | Last Year    |
|---|--------------|--------------|
| Independent examiner's or auditors fees for reporting on the accounts                     | 2,220        | 2,100        |
| Other fees (eg: advice, accountancy services) paid to the independent examiner or auditor | -            | -            |
| <b>Total</b>  | <b>2,220</b> | <b>2,100</b> |

Name of Circuit

Bradford South Circuit

Circuit No 1157285

**16. Tangible fixed assets****Cost or valuation**

|                         | Residential<br>land | Other land | Manse     | Other<br>buildings | Other fixed<br>assets<br>including<br>motor<br>vehicles | Fixtures,<br>fittings and<br>equipment | Payments on<br>account and<br>assets under<br>construction | Total     |
|-------------------------|---------------------|------------|-----------|--------------------|---|--|--|-----------|
|                         | £                   | £          | £         | £                  | £   | £                                      | £  | £         |
| Balance brought forward |                     |            | 970,090   |                    |   |  |  | 970,090   |
| Additions               |                     |            | 424,963   |                    |   |  |  | 424,963   |
| Revaluations (+/-)      |                     |            |           |                    |   |  |  | 0         |
| Disposals (-)           |                     |            | -244,145  |                    |   |  |  | -244,145  |
| Transfers * (+/-)       |                     |            |           |                    |   |  |  | 0         |
| Balance carried forward | 0                   | 0          | 1,150,908 | 0                  | 0   | 0                                      | 0  | 1,150,908 |

**Accumulated depreciation**

|                                  | Residential<br>land | Other land | Manse | Other<br>buildings | Other fixed<br>assets<br>including<br>motor<br>vehicles | Fixtures,<br>fittings and<br>equipment | Payments on<br>account and<br>assets under<br>construction | Total |
|----------------------------------|---------------------|------------|-------|--------------------|---|--|--|-------|
|                                  | £                   | £          | £     | £                  | £   | £                                      | £  | £     |
| Balance brought forward          |                     |            |       |                    |   |  |  |       |
| Depreciation charge for year (-) |                     |            |       |                    |   |  |  |       |
| Revaluations (+/-)               |                     |            |       |                    |   |  |  |       |
| Disposals (-)                    |                     |            |       |                    |   |  |  |       |
| Transfers * (+/-)                |                     |            |       |                    |   |  |  |       |
| Balance carried forward          | 0                   | 0          | 0     | 0                  | 0   | 0                                      | 0  | 0     |

**Net book value**

|                 | Residential<br>land | Other land | Manse     | Other<br>buildings | Other fixed<br>assets<br>including<br>motor<br>vehicles | Fixtures,<br>fittings and<br>equipment | Payments on<br>account and<br>assets under<br>construction | Total     |
|-----------------|---------------------|------------|-----------|--------------------|---|--|--|-----------|
|                 | £                   | £          | £         | £                  | £   | £                                      | £  | £         |
| Brought forward | 0                   | 0          | 970,090   | 0                  | 0   | 0                                      | 0  | 970,090   |
| Carried forward | 0                   | 0          | 1,150,908 | 0                  | 0   | 0                                      | 0  | 1,150,908 |

Name of Circuit

Bradford South Circuit

Circuit No 1157285

**17. Analysis of Current Assets**

|                         | This Year     | Last Year     |
|-------------------------|---------------|---------------|
| Debtors and prepayments |               |               |
| Pre paid assessments    | -             | -             |
| Accrued income          | -             | -             |
| Other debtors           | 10,296        | 14,919        |
| <b>Total</b>            | <b>10,296</b> | <b>14,919</b> |

**18. Analysis of current liabilities and long term creditors**

|                     | This Year     | Last Year     |
|---------------------|---------------|---------------|
| Current liabilities |               |               |
| Trade creditors     | -             | -             |
| Other creditors     | 11,989        | 26,104        |
| <b>Total</b>        | <b>11,989</b> | <b>26,104</b> |

**19. Capital commitments and contingent liabilities**

At the 31st August 2023 the Circuit has no capital commitments.

No contingent liabilities were identified at the 31st August 2023.

## Bradford South Circuit DECLARATIONS

### Treasurer

I confirm that these accrual based accounts for the year ended 31st August 2023 have been prepared from the records of the Circuit and that include all funds under the control of the Circuit Meeting.

Signature of Treasurer



Date

21.8.24

Name of Treasurer

Mr John Andrew

Address

125, HILGHAVE RD, QUENSBURY RD B3 1DT

### Presentation of the Circuit Meeting for approval

I confirm that the annual report and accounts for the year ended 31 August 2023 were presented to the Circuit Meeting at its meeting on  
and were approved.

21/03/24

Signature of the Chair of  
the meeting



Name of the Chair of the  
meeting

REV GRAEME DUTTON

Date

21/03/24

### Independent Examiner's report of the Trustees of the

#### Bradford South Circuit

This Report is on the Circuit Accounts for the year ended 31st August 2023.

### Respective responsibilities of Trustees and Examiners

The Circuit's trustees are responsible for ensuring that the annual report and accounts for the year to 31 August 2022 present a true and fair view of the Circuit's income and expenditure for the year and of its assets and liabilities at the balance sheet date. The trustees consider that an audit is not necessary for this year under Section 144 of the Charities Act 2011 (the Charities Act) and that an independent examination is needed.

It is my responsibility to:

- examine the accounts under section 145 of the Charities Act;
- to follow the procedures laid down in the general Directions given by the Charity Commission under Section 145(5)(b) of the Charities Act; and
- to state whether particular matters have come to my attention.

## Bradford South Circuit

### Basis of Independent Examiner's Report

My examination was carried out in accordance with the general directions given by the Charity Commission. An examination includes a review of the accounting records kept by the charity and a comparison of the accounts presented with those records. It also includes consideration of any unusual items, in nature or scale, or disclosures in the accounts, seeking explanations from the Trustees concerning such matters. The procedures undertaken do not provide all the evidence that would be required in an audit and, consequently no opinion is given as to whether the accounts present a true and fair view. My report is limited to those matters set out in the statement below.

### Independent Examiner's Statement

In connection with my examination, no matter has come to my attention (other than as disclosed below\*)

- (1) which gives me reasonable cause to believe that in any material respects the requirements:
- to keep accounting records in accordance with Section 130 of the Charities Act
  - to prepare accounts which accord with the accounting records and comply with the accounting requirements of the Charities Act

have not been met, or

- (2) to which, in my opinion, attention should be drawn in order to enable a proper understanding of the accounts to be reached.

- (3) I have / have not\* obtained independent verification of all investments with the Trustees for Methodist Church Purposes or held in other trusts, bank balances and funds at the Central Finance Board of the Methodist Church which are individually in excess of £10,000 (ten thousand pounds) at the balance sheet date.

Name of independent examiner

Jonathan Stead FCCA

Signature of independent examiner



Relevant professional qualification of independent examiner

Chartered Certified Accountant

Name of firm (where appropriate)

Sleigh & Story Ltd

Address

Thornhill Brigg Mill, Thornhill Beck Lane, Brighouse, HD6 4AH

Date

5/4/24

