

FIRST GIVE

England & Wales · Charity number 1156416

Details

Status Registered

Legal form CIO

Registered 2014-03-27

Register [View on the Charity Commission register](#)

Contact

Address Pears Hub
Haskell House
152 West End Lane
London

Phone 02074435171

Email info@firstgive.co.uk

Website www.firstgive.co.uk

Activities

Objects: THE OBJECTS OF THE CIO ARE, FOR THE PUBLIC BENEFIT:(I) TO ADVANCE EDUCATION, IN PARTICULAR IN PHILANTHROPY;(II) TO ADVANCE IN LIFE AND HELP YOUNG PEOPLE BY PROVIDING SUPPORT AND ACTIVITIES WHICH DEVELOP THEIR SKILLS, CAPACITIES AND CAPABILITIES TO ENABLE THEM TO PARTICIPATE IN SOCIETY AS RESPONSIBLE INDIVIDUALS; AND(III) TO FURTHER SUCH OTHER CHARITABLE PURPOSES AS ARE EXCLUSIVELY CHARITABLE UNDER THE LAWS OF ENGLAND AND WALES AS THE TRUSTEES FROM TIME TO TIME DETERMINE, IN PARTICULAR BY THE PROVISION OF GRANTS,IN PARTICULAR BY ACTING AS A RESOURCE FOR YOUNG PEOPLE BY MAKING AVAILABLE GRANTS, ADVICE AND ASSISTANCE, AND FACILITATING PHILANTHROPIC PROJECTS FOR YOUNG PEOPLE IN THE UNITED KINGDOM.

Activities: THE PROVISION OF A GIVING AND SOCIAL ACTION PROGRAMME. STUDENTS ACROSS A SECONDARY SCHOOL YEAR GROUP TAKE PART IN A PROGRAMME THAT SEES THEM UNDERSTAND SOCIAL ISSUES, RESEARCH AND CONNECT WITH LOCAL CHARITIES WHO THEY SUPPORT THROUGH SOCIAL ACTION. CLASSES COMPETE WITH EACH OTHER AT A SCHOOL FINAL TO SHOWCASE THEIR SOCIAL ACTION PROJECTS, WITH THE WINNING CLASS WINNING £1,000 FOR THEIR CHARITY

Classification

- **How:** Makes Grants To Organisations, Provides Advocacy/advice/information
- **What:** Education/training, Other Charitable Purposes
- **Who:** Children/young People, Other Charities Or Voluntary Bodies, The General Public/mankind

Geography

- Throughout England And Wales

Finances

Period end	Income	Expenditure	Assets	Employees
2025-08-31	£907,531	£858,118	£388,471	8
2024-08-31	£886,112	£812,381	£339,058	8
2023-08-31	£795,830	£833,919	£265,327	10
2022-08-31	£707,625	£807,584	£303,416	9
2021-08-31	£596,370	£566,039	£403,375	7

Trustees

Name	Role	Appointed
Daryl Fielding	Chair	2024-01-03
Alice Ward		2024-05-16
Fabian Gupta De Fabiani		2024-05-16
Michael Francis Durham		2021-05-12
Susan Sara Mandelbaum		2018-09-13

FIRST GIVE

England & Wales - Charity number 1156416

Accounts

First Give
Report of the Trustees and
Unaudited Financial Statements
for the Year Ended 31 August 2025

McMillan & Co LLP
Chartered Accountants
28 Eaton Avenue
Matrix Office Park
Buckshaw Village
Chorley
Lancashire
PR7 7NA

First Give

Contents of the Financial Statements for the year ended 31 August 2025

	Page
Reference and Administrative Details	1
Report of the Trustees	2 to 8
Independent Examiner's Report	9
Statement of Financial Activities	10
Balance Sheet	11
Cash Flow Statement	12
Notes to the Cash Flow Statement	13
Notes to the Financial Statements	14 to 20
Detailed Statement of Financial Activities	21

First Give

Reference and Administrative Details for the year ended 31 August 2025

TRUSTEES

S Mandelbaum
B Frankfurt
MF Durham
JJ Langley (resigned 26/2/2026)
DL Fielding
A Ward
F de Fabiani

DIRECTOR

I Jones

REGISTERED OFFICE

Pears Hub
Haskell House
152 West End Lane
London
NW6 1SD

**REGISTERED CHARITY
NUMBER**

1156416

INDEPENDENT EXAMINER

McMillan & Co LLP
Chartered Accountants
28 Eaton Avenue
Matrix Office Park
Buckshaw Village
Chorley
Lancashire
PR7 7NA

First Give

Report of the Trustees for the year ended 31 August 2025

The trustees who are also directors of the charity for the purposes of the Companies Act 2006, present their report with the financial statements of the charity for the year ended 31 August 2025. The trustees have adopted the provisions of Accounting and Reporting by Charities: Statement of Recommended Practice applicable to charities preparing their accounts in accordance with the Financial Reporting Standard applicable in the UK and Republic of Ireland (FRS 102) (effective 1 January 2019).

OBJECTIVES AND ACTIVITIES

Objectives and aims

The objects of the charity are:

- (i) To advance education, in particular in philanthropy;
- (ii) To promote the efficiency, effectiveness and utility of charities and charitable resources; and
- (iii) To encourage the participation of young people in society by developing their skills, capacities and capabilities, in particular by acting as a resource for young people by making available grants, advice and assistance, and facilitating philanthropy projects for young people in England and Wales.

Public Benefit

The trustees confirm that they have had due regard to the Charity Commission's guidance on public benefit when setting the charity's aims and objectives and in planning activities for the year.

What we do

Our vision is of a more generous society where all people are able and willing to give their time, money and skills to causes that they care about. Our mission is to create opportunities where young people are inspired and empowered to give their time, money or skills to charities and causes that matter to them.

To achieve this, our main charitable activity is the running of the First Give programme - a secondary school programme that engages students with their communities and inspires them to carry out social action projects (for example raising awareness or fundraising) in support of local charities. Through the programme, young people develop key professional skills as they advocate for the causes they care about. Small grants are made to charities chosen via the First Give Final competition in each school.

In addition to the First Give programme described above, we have been developing new programmes to ensure that as many schools and young people as possible can access our work. First Give One Day is a single day intervention introducing students to the charity sector and providing opportunities to learn about the impact of giving. Students develop key skills throughout the day to help them deliberate and decide how to donate micro-grants from First Give to local charities working in their community.

Comprehensive and easy to navigate pages on our website provide details of how each programme works: <https://firstgive.co.uk/our-programmes>

By 2034 we aim to reach a million young people, activating their generosity through our programming. We will aim to work in 30% of schools in each region where we have a presence across England and Wales. This ambition will require investment and focus in order to broaden the reach of our activity. However, growth alone is not our objective. We aim to deepen impact as we expand. For this reason, we will work over the next three years to centre young people's voices in our decision making better, and to further develop evaluation of our impact with a view to deepening as well as broadening our work.

First Give does not accept speculative grant applications.

First Give

Report of the Trustees for the year ended 31 August 2025

ACHIEVEMENTS AND PERFORMANCE

Charitable activities

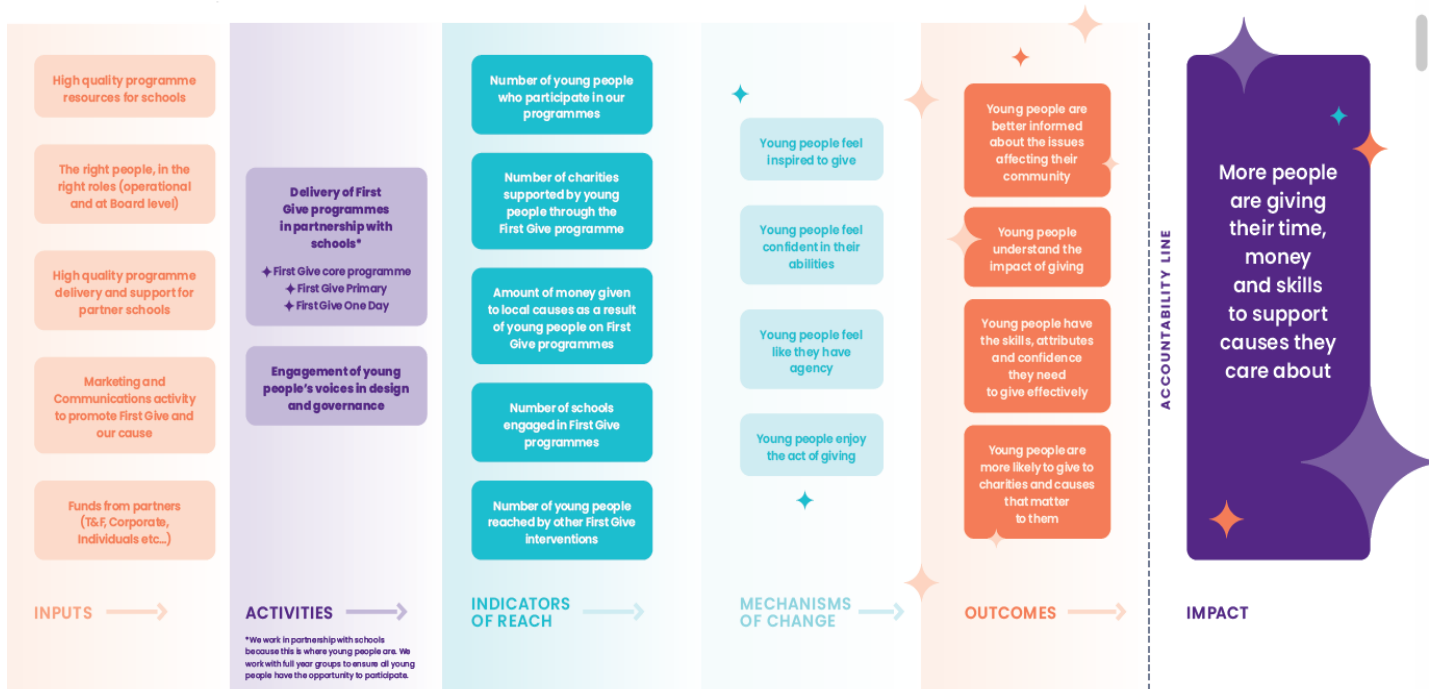
2024/2025 was the first year of our new three-year plan, where we intend to:

1. Develop First Give's organisational sustainability and foundations for growth.
2. Grow the Core: deliver the First Give programme to at least 116,000 young people between 2024 and 2027.
3. Innovate at the Core: develop and pilot a new secondary programme.
4. Innovate in an 'adjacent' delivery space: develop and expand our primary programme.
5. Accelerate and further innovate: boost successful innovations and explore new ways to reach young people at scale.

For each year of our current three-year plan, we identified specific tasks under each of these goal areas. This report summarises our achievements against these tasks and the first year of the plan.

Develop First Give's organisational sustainability and foundations for growth

This year, we developed our new Theory of Change. It will support our fundraising and improve our ability to articulate our impact and ensure that depth of impact remains critical as we scale.



You can see our full Theory of Change online at <https://firstgive.co.uk/wp-content/uploads/2026/02/Theory-of-Change.pdf>

We also focused on planning for delivery of our programmes, mapping out ten years of regional hub growth. Our planning process has included forecasting the staff, infrastructure and resources required to support this growth. This work positions us to scale with purpose, deepening our regional presence, and delivering even greater value to the communities we serve.

To enable this growth, we will need to invest in income generation. Our new fundraising strategy articulates how we plan to diversify and grow our income by:

1. Retaining and deepening existing partnerships
2. Proactively identifying, engaging and applying for larger scale grants from trusts and foundations
3. Developing a clear case for support and fundraising campaign to attract philanthropic investment
4. Building a menu of opportunities and case for support to engage corporate partners.

First Give

Report of the Trustees for the year ended 31 August 2025

We're proud to have made meaningful progress across all areas of this plan, and the trustees have approved investment in new approaches to strengthen our work in this area. This will include the expansion of our fundraising team, with new members joining us during 2025-26 to help drive our next phase of growth. Perhaps most notably, we are looking forward to launching our "Route to a Million" campaign in 2026, engaging new supporters to help us raise £1.5 million over the next three years to accelerate our growth trajectory.

Income grew by 2.4% from 2023-24 to 2024-25. Investment over the course of this year will support us to continue this growth trajectory.

As part of our commitment to preparing for growth, we've made important progress in reviewing and updating our governance and HR processes. This year, we rewrote our staff handbook and HR policies and began a comprehensive audit of key organisational policies. These improvements lay the groundwork for a stronger, more resilient organisation as we scale our impact.

Over the course of the year, we have increased our online communication via our blog and social media channels. We launched a writing competition for young people to send us articles explaining the impact of First Give in their own words.

More widely, we continue to advise and participate in national conversations on philanthropy, youth social action and character education. This has included contribution of a First Give case study to Dr Alison Body's book, "Children as Change-Makers; Unleashing Children's Real Philanthropic Power".

We also contributed to an article by Anna Patton titled "How do we Break Out of Pity? Reframing Children as Philanthropic Citizens" published in the Non-Profit Quarterly online. Within the article, the First Give programme was used as a positive example of philanthropic education in schools.

Grow the core: The First Give programme

This year we aimed to deliver between 190 and 200 programmes, reaching 34,200 - 36,000 young people.

We are pleased to report that we were able to deliver 191 programmes. 36,516 young people participated in these programmes (compared to 35,230 last year). This meant that £191,000 was redirected to local charities and causes chosen by young people. In addition to this, around £103,000 was raised by young people themselves through their social action. This represents a 29% increase on last year.

The First Give programme in numbers:

- Total completed programmes - 191
- Total participating students - 36,516
- New school partnerships - 32
- Number of charities who received a First Give grant - 173
- Funds granted to charities - £191,000
- Funds raised by students - £103,119

In total, since First Give launched in 2014, the charity has regranted over £1.6million to charities championed by over 270,000 young people who have participated in the programme. Those young people have also raised a total of more than £537,640 and given hundreds of hours of their time to charities they care about.

Outcomes for young people:

We ask teachers and students to complete surveys to help us understand how successful we have been in achieving the outcomes in our Theory of Change. These figures are based on responses from 1,682 students who presented at their school's First Give Final:

Young people are better informed about the issues affecting their community

- 97% of students reported improving awareness of social issues affecting their community.
- 95% of students reported improving awareness of how charities help people in their local community.

Young people have the skills, attributes and confidence they need to give effectively

- 95% of students told us their ability to help others in their community had improved.

First Give

Report of the Trustees for the year ended 31 August 2025

- 99% of students told us they improved in at least one of our key skill areas: Presentation skills; Teamworking skills; Leadership skills; Research skills; Project Planning skills.

Young people are more likely to give to charities and causes that matter to them

- 88% of students told us they were likely or very likely to do more social action in the future.

This year we collected dozens of stories and testimonials from young people, teachers and charities demonstrating the impact of the programme. A short case study followed by a selection of testimonials is included below:

Learners win Judges' praise at Pencoed Comprehensive School First Give Final:

As an inclusive school, Pencoed firmly believe that every pupil has the right to reach their full potential, regardless of academic achievement level. After watching their First Give Final presentations, it was the learners from Class 9.1, championing Community Furniture Aid, who stole the Judges' hearts. Their presentation earned a special commendation for its courage and clarity. For these students, who are supported by Ty Ewenni, the school's centre for moderate learning difficulties, standing up and speaking publicly was a bold new challenge. They rose to it with grace and determination.

First Give aims to provide all young people with the opportunity to become change makers, to feel empowered and instil self-confidence. Ms Perkins, 9.1's class teacher, summed up her learners' experience for us. "They loved every minute of it and couldn't wait to come and tell me how they had done...the First Give project was very beneficial for my pupils. It let them have ownership of their learning and they enjoyed the experience."

Jeremy Langley, First Give Trustee, reflected: "The students who represented Community Furniture Aid spoke with such confidence and care. The magic of the First Give programme was on full display - a platform where every young person can make a meaningful impact." For the learners of 9.1, the message was clear: when given the chance, they can lead change with heart, purpose, and pride.

First Give provides the platform and structure for all learners to engage and to unlock their potential. Young people will do amazing things if you give them the opportunity to do so and the First Give programme provides young people with the knowledge and skills as well as the platform to make a difference. It's clear the students from Pencoed have really demonstrated this and made it their own. This positive impact will be felt for years to come.

Additional Testimonials:

- Tapton School student: "First Give gives you loads of different experiences in one and has a really big impact. It makes you feel really good after."
- Sheffield Park Academy student: "I was so proud of my achievements and gained so much confidence from taking part in First Give".
- Ark Victoria Academy student: "I walk past these problems every day but today has made me think about how we can fix them instead of waiting for someone else."
- Barr's Hill School Teacher: "It's been so great to see the students who are usually super quiet using their voices to encourage others to come and join their fundraisers. I never thought they could be so loud.
- Eden Girls' Leadership Academy teacher: "I feel like they've gone through such a transformation. At the assembly, none of them spoke, it was really quiet. Now, looking at all the work they've done, they've all really improved and really benefitted from the programme...they will remember this, and they will take it forward."
- Cooperative Academy of Stoke on Trent teacher: "It has inspired them to recognise the value of their contributions and to embrace their potential for making a difference."

First Give

Report of the Trustees for the year ended 31 August 2025

Innovation at the core: First Give One Day

In 2023-4 we undertook extensive conversations with school partners, young people and funders to identify potential ways to diversify our work. Pressure on curriculum time available for non-academic learning is a key challenge for schools, meaning that many are unable to "fit" the existing First Give programme into their timetable. With this in mind, we have begun the process of piloting a brand new programme, First Give One Day.

First Give One Day in numbers

- Total completed programmes - 11
- Total participating students - 1,971
- New school partnerships - 7
- Funds granted to charities - £10,152

These figures are based on responses from 782 students who took part in First Give One Day and 19 teachers. Questions were asked to help verify elements of our Theory of Change

Young people enjoy the act of giving

93% of students enjoyed the day.

93% of students feel they made a positive difference during the day.

Young people are better informed about the issues affecting their community

93% of young people told us they improved their awareness of issues affecting their community.

94% of young people said they understood how the money they gave would support the work of the charity.

Young people have the skills, attributes and confidence they need to give effectively

94% of young people told us they improved their skills in at least one of our key skill areas (organisation, teamwork and problem solving)

Young people are more likely to give to charities and causes that matter to them

84% of young people reported an increase in the likelihood that they would give time, money or skills to charity after the programme.

Giving feels good. That's why all First Give One Day participants are given the opportunity to give cash donations to charities that they learn about over the course of the day. Here are some reflections from a young person who participated at our partner school St Mary's and St John's CE School:

"Most people tried to divide the 5 coins as equally as possible, because everyone recognised the difficulty of making a decision between 3 worthy causes that were impossible to rank or compare. The dilemma of donation can be interpreted as a final lesson, a lesson of injustice. In the real world, it is not fair that people must choose to donate their money to one charity, because all charities deserve the money. However, if there are no donations, then no one is helped. In the real world, it is unfair that suffering itself exists, yet if we had no charities to quell the issue, then nothing would be done. The end of this day really emphasised the reason why charities do the work they do, and the significance of helping people in need."

First Give

Report of the Trustees for the year ended 31 August 2025

Other reflections from teachers and students include:

- The students gained a lot from the day. They learnt resilience and how to be compassionate, giving and thoughtful about their communities." - Teacher
- "[First Give One Day] Provides a well-structured approach to empathy. The resources and support offered are exceptional... Participants gain valuable insights and develop skills that are not only practical but also impactful in the long term." - Teacher
- "[I was proud that] ... I donated to charities and helped people in need - it feels good to know I made a difference, even if it's small." - Student
- "The end of this day really emphasised the reason why charities do the work they do, and the significance of helping people in need." - Student

Adjacent innovation: First Give Primary

We extended our First Give Primary pilot with six primary schools in London and South Wales, testing the viability of the programme for scaling. This year 368 children took part in the programme.

Schools that do take part in the programme consistently give positive feedback and the value of the programme is clear from testimonials and research undertaken by our team.

Observations by the team and from teachers included:

- "So many of them said it was so nice to feel valued, and it was so nice to feel heard. I think actually so many of them walked away feeling they were able to be heard or able to share." First Give Facilitator
- "They definitely are more aware of social issues around them" First Give Facilitator
- "The celebratory assemblies encouraged students to be vocal and proactive citizens of the community" Teacher.

However, these positive outcomes were increasingly outweighed by the time, resource, and cost required to secure participation from schools. Retention from last year to this year was poor, and we found that primary schools were in many cases unable to commit to the financial contribution of £400.

After careful consideration, the Board therefore decided to discontinue the primary programme next academic year, focusing instead on other areas of our work to drive growth and impact. This decision ensures resources are used where we can achieve the greatest impact and reach, in line with our strategy and ambition.

FINANCIAL REVIEW

Despite a challenging fundraising environment, total income grew by 2.4% to £907,531 (2024: £886,112). Total expenditure grew by 5.6% to £858,118 (2024: £812,381) reflecting investment in delivering our new strategy and three-year plan - strengthening the organisation for the future.

At 31st August 2025, First Give had £388,471 of unrestricted reserves, representing around 4 months of operating costs, based upon expected operating costs for 2025/2026. First Give's reserves policy is that the organisation should strive to have between 3 and 6 months' worth of expenditure in unrestricted reserves.

The financial year for 2024/2025 concluded with a surplus of £49,413. This surplus reflects a strategic decision to phase planned investments over a longer period following our recent strategic review. Adjusting the timing of this work enabled First Give to strengthen its reserves in line with policy while ensuring the charity remains well positioned to deliver planned delivery and innovation in the coming year. Restricted funds were spent fully in line with donor intentions.

In this report the trustees have reviewed First Give's financial performance and the general reserves position. They are satisfied that First Give has adequate financial resources and is able to manage the business risks beyond the end of the next 12 months and that the charity is therefore a going concern.

First Give

Report of the Trustees for the year ended 31 August 2025

FUTURE PLANS

We are proud of our progress in the academic year 2024/2025, laying the foundations for growth. Moving into the new academic year, our ambitions are clear. We will:

- Launch the Route to a Million fundraising campaign to engage supporters.
- Deliver 218 First Give programmes with our partner schools across England and Wales, reaching 39,240 young people.
- Continue to lay the foundation for growth of the core programme into new regions.
- Expand delivery of First Give One Day with 20 schools, reaching 3,600 young people.
- Pilot a new programmatic approach to better integrate young people's voices across our work.
- Continue to develop evaluation of our work, connecting the outcomes in our Theory of Change to the long-term impact.

STRUCTURE, GOVERNANCE AND MANAGEMENT

Governing document

First Give is a Charitable Incorporated Organisation (CIO) registered in England and Wales. The CIO (registered charity number 1156416) was established by CIO constitution on 27 March 2014.

The charity is overseen by its Board of Trustees. In the financial year 2024/25, 7 members served on the Board, per the details at the beginning of this report. Under the charity's governing document, trustees are appointed to the board for an initial term of three years, after which they may be re-appointed for terms in accordance with the constitution. No trustee may serve more than three consecutive terms. New trustees are appointed by a resolution of the existing trustees. In selecting new individuals for appointment, trustees are required to consider the skills, knowledge and experience needed for the effective administration of the CIO.

In line with these constitutional provisions, the board has strengthened its approach to trustee recruitment over the course of this year. Vacancies are filled through an open and transparent process, informed by a skills audit of the board and the strategic needs of the charity. Opportunities are advertised through appropriate public channels as well as through the charity's own networks in order to attract a diverse range of candidates.


The induction process for newly appointed trustees has now been standardised and improved to ensure all new trustees receive:

- A digital welcome pack including:
 - First Give's Governing Document (constitution)
 - The current First Give strategy/Business Plan
 - Minutes from the previous two trustee meetings
 - The Charity Commission's "The Essential Trustee: What you need to know"
 - The Charity Governance Code
 - A copy of the latest signed Accounts
- A meeting with the Chair of Trustees
- A meeting with the Director and other relevant members of the Executive team
- The opportunity to visit a First Give Final and other First Give in school events as soon as possible after appointment

No external body or individual has the right to appoint trustees under the constitution.

The Trustees meet quarterly to review finances, set priorities and review progress against the strategic plan. Operational responsibility for delivery against the plan is delegated to the Director.

Approved by order of the board of trustees on 13 April 2026 and signed on its behalf by:

Signed by: 
5494BCFB8B354B6.....

DL Fielding - Trustee

Independent Examiner's Report to the Trustees of First Give

Independent examiner's report to the trustees of First Give ('the Charity')

I report to the charity trustees on my examination of the accounts of the Charity for the year ended 31 August 2025.

Responsibilities and basis of report

As the charity's trustees you are responsible for the preparation of the accounts. The charity's trustees consider that an audit is not required for this year (under section 144(2) of the charities Act 2011 ('the 2011 Act')) and that an independent examination is required. Since your charity's gross income exceeded £250,000 your examiner must be a member of a listed body. I can confirm that I am qualified to undertake the examination because I am a registered member of the Institute of Chartered Accountants in England and Wales which is one of the listed bodies.

It is my responsibility to:

- Examine the accounts under Section 145 of the 2011 Act
 - To follow the procedures laid down in the General Directions given by the Charity Commission (under Section 145(5)(b) of the 2011 Act); and
- To state whether particular matters have come to my attention.

Independent examiner's statement

I have completed my examination. I confirm that no matters have come to my attention in connection with the examination giving me cause to believe:

- (1) Which gives me reasonable cause to believe that, in any material respect, the requirements
 - To keep accounting records in accordance with Section 130 of the 2011 Act; and
 - To prepare accounts which accord with the accounting records and to comply with the accounting requirement of the 2011 Act.

Have not been met; or

- (2) To which, in my opinion, attention should be drawn in order to enable a proper understanding of the accounts to be reached.

DocuSigned by:


6C69807D06AB409...

JFD McMillan

McMillan & Co LLP
Chartered Accountants

Date: 13 April 2026

First Give

Statement of Financial Activities for the year ended 31 August 2025

	Notes	Unrestricted funds £	Restricted funds £	2025 Total funds £	2024 Total funds £
INCOME					
Donations and legacies	3	357,151	386,921	744,072	722,809
Charitable activities	5				
Education		145,450	-	145,450	145,558
Investment income	4	<u>18,009</u>	-	<u>18,009</u>	<u>17,745</u>
Total		<u>520,610</u>	<u>386,921</u>	<u>907,531</u>	<u>886,112</u>
EXPENDITURE ON					
Raising funds	6	75,184	14,455	89,639	19,127
Charitable activities					
Education	7	392,740	372,466	765,206	790,201
Other		<u>3,273</u>	-	<u>3,273</u>	<u>3,053</u>
Total		<u>471,197</u>	<u>386,921</u>	<u>858,118</u>	<u>812,381</u>
NET INCOME		49,413	-	49,413	73,731
RECONCILIATION OF FUNDS					
Total funds brought forward		<u>339,058</u>	-	<u>339,058</u>	<u>265,327</u>
TOTAL FUNDS CARRIED FORWARD		<u>388,471</u>	<u>-</u>	<u>388,471</u>	<u>339,058</u>


The notes form part of these financial statements

First Give

Balance Sheet 31 August 2025

	Notes	Unrestricted funds £	Restricted funds £	2025 Total funds £	2024 Total funds £
FIXED ASSETS					
Tangible assets	13	2,016	-	2,016	859
CURRENT ASSETS					
Debtors	14	60,488	-	60,488	5,793
Cash at bank		<u>575,553</u>	-	<u>575,553</u>	<u>456,838</u>
		636,041	-	636,041	462,631
CREDITORS					
Amounts falling due within one year	15	(249,586)	-	(249,586)	(124,432)
		<u>386,455</u>	-	<u>386,455</u>	<u>338,199</u>
NET CURRENT ASSETS					
		<u>388,471</u>	-	<u>388,471</u>	<u>339,058</u>
TOTAL ASSETS LESS CURRENT LIABILITIES					
		<u>388,471</u>	-	<u>388,471</u>	<u>339,058</u>
NET ASSETS					
		<u>388,471</u>	-	<u>388,471</u>	<u>339,058</u>
FUNDS					
Unrestricted funds	16			<u>388,471</u>	<u>339,058</u>
TOTAL FUNDS					
				<u>388,471</u>	<u>339,058</u>

The financial statements were approved by the Board of Trustees and authorised for issue on 13 April 2026 and were signed on its behalf by:

Signed by:

 5494BCFB8B354B6.....
 DL Fielding - Trustee

First Give

Cash Flow Statement for the year ended 31 August 2025

	Notes	2025 £	2024 £
Cash flows from operating activities			
Cash generated from operations	1	<u>103,086</u>	<u>125,148</u>
Net cash provided by operating activities		<u>103,086</u>	<u>125,148</u>
Cash flows from investing activities			
Purchase of tangible fixed assets		<u>(2,380)</u>	<u>(1,289)</u>
Interest received		<u>18,009</u>	<u>17,745</u>
Net cash provided by investing activities		<u>15,629</u>	<u>16,456</u>
		<hr/>	<hr/>
Change in cash and cash equivalents in the reporting period		118,715	141,604
Cash and cash equivalents at the beginning of the reporting period		<u>456,838</u>	<u>315,234</u>
Cash and cash equivalents at the end of the reporting period		<u>575,553</u>	<u>456,838</u>

The notes form part of these financial statements

First Give

Notes to the Cash Flow Statement for the year ended 31 August 2025

1. RECONCILIATION OF NET INCOME TO NET CASH FLOW FROM OPERATING ACTIVITIES

	2025	2024
	£	£
Net income for the reporting period (as per the Statement of Financial Activities)	49,413	73,731
Adjustments for:		
Depreciation charges	1,223	599
Interest received	(18,009)	(17,745)
(Increase)/decrease in debtors	(54,695)	4,092
Increase in creditors	<u>125,154</u>	<u>64,471</u>
Net cash provided by operations	<u>103,086</u>	<u>125,148</u>

2. ANALYSIS OF CHANGES IN NET FUNDS

	At 1/9/24	Cash flow	At 31/8/25
	£	£	£
Net cash			
Cash at bank	<u>456,838</u>	<u>118,715</u>	<u>575,553</u>
	<u>456,838</u>	<u>118,715</u>	<u>575,553</u>
Total	<u>456,838</u>	<u>118,715</u>	<u>575,553</u>

First Give

Notes to the Financial Statements for the year ended 31 August 2025

1. GENERAL INFORMATION

The charity is a registered charity in England and Wales and is incorporated. The address of the principal office is Pears Hub, Haskell House, 152 West End Lane, London, NW6 1SD.

There are no material uncertainties about the charity's ability to continue as a going concern.

The presentational currency of the financial statements is the Pound Sterling (£). The amounts in the financial statements have been rounded to the nearest £1.

2. ACCOUNTING POLICIES

Basis of preparing the financial statements

The financial statements of the charitable company, which is a public benefit entity under FRS 102, have been prepared in accordance with the Charities SORP (FRS 102) 'Accounting and Reporting by Charities: Statement of Recommended Practice applicable to charities preparing their accounts in accordance with the Financial Reporting Standard applicable in the UK and Republic of Ireland (FRS 102) (effective 1 January 2019)', Financial Reporting Standard 102 'The Financial Reporting Standard applicable in the UK and Republic of Ireland' and the Companies Act 2006. The financial statements have been prepared under the historical cost convention.

Income

All income is recognised in the Statement of Financial Activities once the charity has entitlement to the funds; it is probable that the income will be received and the amount can be measured reliably.

Expenditure

Liabilities are recognised as expenditure as soon as there is a legal or constructive obligation committing the charity to that expenditure, it is probable that a transfer of economic benefits will be required in settlement and the amount of the obligation can be measured reliably. Expenditure is accounted for on an accruals basis and has been classified under headings that aggregate all cost related to the category. Where costs cannot be directly attributed to particular headings they have been allocated to activities on a basis consistent with the use of resources.

Grants offered subject to conditions which have not been met at the year end date are noted as a commitment but not accrued as expenditure.

Tangible fixed assets

Depreciation is provided at the following annual rates in order to write off each asset over its estimated useful life.

Computer equipment - 33% on cost

Taxation

The charity is exempt from corporation tax on its charitable activities.

Fund accounting

Unrestricted funds can be used in accordance with the charitable objectives at the discretion of the trustees.

Restricted funds can only be used for particular restricted purposes within the objects of the charity. Restrictions arise when specified by the donor or when funds are raised for specific purposes.

Restrictions are usually geographic in nature.

Further explanation of the nature and purpose of each fund is included in the notes to the financial statements.

First Give

Notes to the Financial Statements - continued for the year ended 31 August 2025

2. ACCOUNTING POLICIES - continued

Pension costs and other post-retirement benefits

The charitable company operates a defined contribution pension scheme. Contributions payable to the charitable company's pension scheme are charged to the Statement of Financial Activities in the period to which they relate.

Financial instruments

Financial instruments are recognised when the charity becomes party to the contractual provisions of the instrument. Basic financial assets, which include debtors, prepayments and bank balances, are initially measured at transaction price and are subsequently carried at cost unless the arrangement indicates otherwise and then the asset is measured at the present value of the future receipts discounted at a market rate of interest. Basic financial liabilities, which include creditors, accruals, bank loans and group borrowings, are initially recognised at transaction price and are subsequently carried at cost unless the arrangement indicates otherwise and then the liability is measured at the present value of the future obligations discounted at a market rate of interest.

3. DONATIONS AND LEGACIES

	2025 £	2024 £
Donations	<u>744,072</u>	<u>722,809</u>

Donations during the period were received from the following:

	Restricted £	Unrestricted £	2025 £	2024 £
abrdrn	-	-	-	19,990
Allen & Overy Foundation	-	-	-	9,903
Britford Bridge	-	10,000	10,000	-
Garfield Weston Foundation	-	-	-	20,000
Individuals - Big Give	-	-	-	15,167
Inthallo	-	30,000	30,000	10,000
Jack Petchey Foundation	186,799	-	186,799	166,600
John Lyon's Charity	-	37,000	37,000	-
Justgiving donations	-	151	151	12,099
Lansdowne Partners	15,000	-	15,000	-
Michael & Betty Little Foundation	-	5,000	5,000	40,000
Richard Little - Big Give Match	-	-	-	15,000
Schroder Charity Trust	-	-	-	5,000
The Buffini Chao Foundation	26,500	-	26,500	26,250
The Dulverton Trust	40,000	-	40,000	40,000
The Edward Cadbury Charitable Trust	4,000	-	4,000	-
The Eveson Trust	10,000	-	10,000	-
The Gosling Foundation	5,000	-	5,000	-
The Lower Green Foundation	-	55,000	55,000	42,000
The Pears Family Charitable Foundation	-	220,000	220,000	243,400
The Rank Foundation	50,016	-	50,016	30,000
The Shanly Foundation	3,000	-	3,000	-
The Simon Gibson Charitable Trust	9,714	-	9,714	-
The Westminster Foundation	9,892	-	9,892	-
Town Centre Securities	20,000	-	20,000	20,000
Wixamtree Trust	7,000	-	7,000	7,400
	<u>386,921</u>	<u>357,151</u>	<u>744,072</u>	<u>722,809</u>

First Give

Notes to the Financial Statements - continued for the year ended 31 August 2025

4. INVESTMENT INCOME

	2025	2024
	£	£
Deposit account interest	<u>18,009</u>	<u>17,745</u>

5. INCOME FROM CHARITABLE ACTIVITIES

	2025	2024
	£	£
Schools	<u>145,450</u>	<u>145,558</u>
Activity Education		

6. RAISING FUNDS

Fundraising costs

	2025	2024
	£	£
Fundraising resource	<u>89,639</u>	<u>19,127</u>

7. CHARITABLE ACTIVITIES COSTS

	Direct Costs £	Grant funding of activities (see note 8) £	Totals £
Education	<u>563,959</u>	<u>201,247</u>	<u>765,206</u>

8. GRANTS PAYABLE

	2025	2024
	£	£
Education	<u>201,247</u>	<u>190,000</u>

The total grants paid to institutions during the year was as follows:

	2025	2024
	£	£
Grants	<u>201,247</u>	<u>190,000</u>

First Give

Notes to the Financial Statements - continued for the year ended 31 August 2025

9. SUPPORT COSTS

	Finance £	Governance costs £	Totals £
Other resources expended	<u>1,953</u>	<u>1,320</u>	<u>3,273</u>

10. NET INCOME/(EXPENDITURE)

Net income/(expenditure) is stated after charging/(crediting):

	2025 £	2024 £
Independent examination	1,320	1,220
Depreciation - owned assets	<u>1,223</u>	<u>599</u>

11. TRUSTEES' REMUNERATION AND BENEFITS

There were no trustees' remuneration or other benefits for the year ended 31 August 2025 nor for the year ended 31 August 2024.

Trustees' expenses

During the year trustees' expenses were paid totalling £Nil (2024; £Nil) relating to travel expenses.

12. STAFF COSTS

	2025 £	2024 £
Wages and salaries	320,247	318,781
Social security costs	26,706	28,738
Other pension costs	<u>16,412</u>	<u>14,935</u>
	<u>363,365</u>	<u>362,454</u>

The average monthly number of employees during the year was as follows:

	2025	2024
Staff	<u>8</u>	<u>8</u>

The Director's emoluments in the period totalled £67,500. No other staff member had emoluments in excess of £60,000.

First Give

Notes to the Financial Statements - continued for the year ended 31 August 2025

13. TANGIBLE FIXED ASSETS

Computer
equipment
£

COST

At 1 September 2024 **4,278**
Additions **2,380**

At 31 August 2025 **6,658**

DEPRECIATION

At 1 September 2024 **3,419**
Charge for year **1,223**

At 31 August 2025 **4,642**

NET BOOK VALUE

At 31 August 2025 **2,016**

At 31 August 2024 **859**

14. DEBTORS: AMOUNTS FALLING DUE WITHIN ONE YEAR

	2025	2024
	£	£
Prepayments and accrued income	<u>60,488</u>	<u>5,793</u>

15. CREDITORS: AMOUNTS FALLING DUE WITHIN ONE YEAR

	2025	2024
	£	£
Trade creditors	32,592	4,301
Social security and other taxes	-	7,023
Accruals and deferred income	<u>216,994</u>	<u>113,108</u>
	<u>249,586</u>	<u>124,432</u>

16. MOVEMENT IN FUNDS

	At 1/9/24	Net movement in funds	At 31/8/25
	£	£	£
Unrestricted funds			
General fund	339,058	49,413	388,471
	<hr/>	<hr/>	<hr/>
TOTAL FUNDS	<u>339,058</u>	<u>49,413</u>	<u>388,471</u>

First Give

Notes to the Financial Statements - continued for the year ended 31 August 2025

16. MOVEMENT IN FUNDS - continued

Net movement in funds, included in the above are as follows:

	Incoming resources £	Resources expended £	Movement in funds £
Unrestricted funds			
General fund	520,610	(471,197)	49,413
Restricted funds			
Schools	386,921	(386,921)	-
TOTAL FUNDS	<u>907,531</u>	<u>(858,118)</u>	<u>49,413</u>

Comparatives for movement in funds

	At 1/9/23 £	Net movement in funds £	At 31/8/24 £
Unrestricted funds			
General fund	235,206	103,852	339,058
Restricted funds			
Schools	30,121	(30,121)	-
TOTAL FUNDS	<u>265,327</u>	<u>73,731</u>	<u>339,058</u>

Comparative net movement in funds, included in the above are as follows:

	Incoming resources £	Resources expended £	Movement in funds £
Unrestricted funds			
General fund	560,969	(457,117)	103,852
Restricted funds			
Schools	325,143	(355,264)	(30,121)
TOTAL FUNDS	<u>886,112</u>	<u>(812,381)</u>	<u>73,731</u>

Restricted funds were used to fund the First Give programme in either certain named schools or schools in a named region or for specific projects, such as specific staff roles.

First Give

Notes to the Financial Statements - continued for the year ended 31 August 2025

17. RELATED PARTY DISCLOSURES

There were no related party transactions for the year ended 31 August 2025 or for the year ended 31 August 2024.

First Give

Detailed Statement of Financial Activities for the year ended 31 August 2025

	2025 £	2024 £
INCOME		
Donations and legacies		
Donations	744,072	722,809
Investment income		
Deposit account interest	18,009	17,745
Charitable activities		
Schools	<u>145,450</u>	<u>145,558</u>
Total incoming resources	907,531	886,112
EXPENDITURE		
Fundraising costs		
Fundraising resource	89,639	19,127
Charitable activities		
Salaries	320,247	318,781
Social security	26,706	28,738
Pensions	16,412	14,935
Programme development	160,682	164,014
Office costs	38,689	73,134
Computer equipment	1,223	599
Grants to institutions	<u>201,247</u>	<u>190,000</u>
	765,206	790,201
Support costs		
Finance		
Bank charges	1,953	1,833
Governance costs		
Independent examination	<u>1,320</u>	<u>1,220</u>
Total resources expended	<u>858,118</u>	<u>812,381</u>
Net income	<u><u>49,413</u></u>	<u><u>73,731</u></u>

This page does not form part of the statutory financial statements.

FIRST GIVE

England & Wales - Charity number 1156416

Accounts

REGISTERED CHARITY NUMBER: 1156416

First Give
Report of the Trustees and
Unaudited Financial Statements
for the Year Ended 31 August 2024

McMillan & Co LLP
Chartered Accountants
28 Eaton Avenue
Matrix Office Park
Buckshaw Village
Chorley
Lancashire
PR7 7NA

First Give

Contents of the Financial Statements for the year ended 31 August 2024

	Page
Reference and Administrative Details	1
Report of the Trustees	2 to 5
Independent Examiner's Report	6
Statement of Financial Activities	7
Balance Sheet	8
Cash Flow Statement	9
Notes to the Cash Flow Statement	10
Notes to the Financial Statements	11 to 16
Detailed Statement of Financial Activities	17

First Give

Reference and Administrative Details for the year ended 31 August 2024

TRUSTEES

SCS Beecham (resigned 10/1/2024)
S Mandelbaum
R Cramer (resigned 29/11/2023)
B Frankfurt
MF Durham
VV Hariharan (resigned 29/11/2023)
JJ Langley
DL Fielding (appointed 10/1/2024)
S Ashroff (resigned 16/5/2024)
A Ward (appointed 16/5/2024)
F de Fabiani (appointed 16/5/2024)

REGISTERED OFFICE

Pears Hub
Haskell House
152 West End Lane
London
NW6 1SD

**REGISTERED CHARITY
NUMBER**

1156416

INDEPENDENT EXAMINER

McMillan & Co LLP
Chartered Accountants
28 Eaton Avenue
Matrix Office Park
Buckshaw Village
Chorley
Lancashire
PR7 7NA

First Give

Report of the Trustees for the year ended 31 August 2024

The trustees present their report with the financial statements of the charity for the year ended 31 August 2024. The trustees have adopted the provisions of Accounting and Reporting by Charities: Statement of Recommended Practice applicable to charities preparing their accounts in accordance with the Financial Reporting Standard applicable in the UK and Republic of Ireland (FRS 102) (effective 1 January 2019).

OBJECTIVES AND ACTIVITIES

Objectives and aims

The objects of the charity are, for the public benefit:

- (i) To advance education, in particular in philanthropy;
- (ii) To advance in life and help young people by providing support and activities which develop their skills, capacities and capabilities to enable them to participate in society as responsible individuals; and
- (iii) To further such other charitable purposes as are exclusively charitable under the laws of England and Wales as the trustees from time to time determine, in particular by the provision of grants, in particular by acting as a resource for young people by making available grants, advice and assistance, and facilitating philanthropic projects for young people in the United Kingdom.

The trustees confirm that they have referred to the guidance contained in the Charity Commission's general guidance on public benefit when reviewing the charity's aims and objectives.

First Give's main charitable activity is the running of a secondary school programme that engages students with their communities and inspires them to carry out social action projects (for example raising awareness or fundraising) in support of local charities while developing key professional skills. Charitable grants are made to charities local to the participating schools and chosen via the First Give Final competition. We are currently also developing and piloting new programmes to support our mission.

First Give does not accept speculative grant applications.

How the programme works:

1. Students learn about social issues in their community and choose the issues which are important to them.
2. Students research charities working in their communities and as a class, choose one to represent.
3. Charities are invited to meet the class, so that students can learn more about their work and how they can help them.
4. Students plan and deliver social action activities (fundraising, awareness raising, volunteering) in support of their charities.
5. Students learn public speaking skills and put together creative presentations about the work of their charity and what their class has done to support it.
6. One group of students is chosen to represent each class at their school's First Give Final. A panel of Judges rate each class based on their social action and presentations. The winning class wins a First Give grant of £1,000 for their charity.

A comprehensive and easy to navigate web site has been developed with all of our resources available at www.firstgive.co.uk/how-it-works/

First Give

Report of the Trustees

for the year ended 31 August 2024

ACHIEVEMENT AND PERFORMANCE

Charitable activities

2023/2024 was the final year of our three-year plan to:

- Increase the number of partner schools delivering its core programme
- Develop new programme pilots
- Contribute to thought leadership around philanthropy and social action

Increase the number of partner schools

A central ambition of the trustees has always been to increase the number of partner schools with whom we deliver the First Give programme. This formed our first strategic goal over the three year period from 2021-2024. However, in mid-2023, the trustees reviewed performance to date and our growth trajectory and made the decision to set a target number of programmes for 2023/2024 of 190, maintaining rather than growing the network. The purpose was to allow the organisation to focus on development of a new strategy for growth to be launched in 2024/2025.

As a result, over the course of this three year period, we have we achieved a modest increase in the number of schools we partnered with to deliver the First Give programme. From 183 in 2021/2022 to 196 in 2022/2023 and finally to 191 in 2023/2024.

Through the 191 programmes delivered in 2023/2024 we impacted 35,230 young people (compared to 35,600 in 2022/2023). This meant £191,000 went to charities chosen by young people. In addition to this, around £80,000 was raised for charities through the social action activities devised and carried out by young people themselves on the programme.

In total, since First Give launched in September 2014, the charity has regranted £1,469,000 to charities championed by 234,506 young people who've participated on the programme. In addition, those young people have raised an additional £434,521, and given hundreds of hours of their time to charity.

We surveyed a representative sample of students and teachers who participated on the programme in 2024/2025:

- 99% of students who presented at their Final told us they improved in at least one of our key skill areas: Presentation skills; Teamworking skills; Leadership skills; Research skills; Project Planning skills.
- 98% of students who presented at their Final reported improving awareness of social issues affecting their community.
- 98% of students who presented at their Final reported improving awareness of how charities help people in their local community.
- 95% of students who presented at their Final told us their ability to help others in their community had improved.
- 90% of students who presented at their Final told us they may or will do more social action in the future.
- 99% of lead teachers would recommend First Give to other teachers.
- 84% of lead teachers said partnering with First Give helped their school to support and encourage students to tackle social issues.
- 89% of lead teachers said partnering with First Give helped their school to develop more meaningful ways to connect with the community.

Develop new programme pilots

First Give Primary

We were excited to extend our pilot of First Give Primary this year, working in partnership with eight schools from across South Wales, and in London. We developed the programme structure and resources based on feedback from the last pilot.

Over the course of a full day of activities in school, pupils would:

- Be inspired by a launch assembly designed to get them thinking about their role in the community.
- Be supported to empathise with others by reflecting on the problems affecting them and their friends.

First Give

Report of the Trustees for the year ended 31 August 2024

- Be supported to understand the root causes of broader social issues affecting the community.
- Enquire about these broader social issues through interviews with community members from inside and outside school.
- Be supported to decide how they can make change themselves through social action.

446 pupils participated in eight schools.

At Ton Pentre Primary School, pupils had chosen food poverty as an issue they wanted to focus on. Here is our facilitator Gemma reflecting on their social action:

"There were students who had a visit from someone who was at a local food bank. The children within a couple of weeks were doing basketball shoot-outs, cake sales, sweets in a jar - they kind of did everything and anything. I think they ended up raising about £300, just one group, which is pretty amazing.

"They spent £100 on food to donate to the food bank... and I think the actual tangible nature of getting the things then they brought it in for the celebration - they had it all on display...that felt really impactful. The children felt really empowered and proud when they were standing next to all this food. They're like, 'yeah, we made this'."

We look forward to reviewing learning from this extended pilot and making further improvements to the programme for next year.

First Give One Day

First Give One Day is a new programme designed to be delivered in a single drop-down day (a day in which the traditional timetable is 'collapsed' and all students participate in project based activities for the full day) with partner schools. It will be a brand new, distinct programme that will support the organisation to reach more young people, more often at more partner schools.

The programme was designed with input from the full First Give team; teachers from partner schools and charity representatives who all contributed to the process. Young people at partner schools were also consulted on the programme ahead of the design sprint process.

We will be piloting the programme with ten schools over the course of the academic year 2024/2025, in three phases to allow us to make iterative improvements over the year. Through the programme, a full year group of students will be offered the opportunity to learn about charities, the need for funds to carry out their work. They will meet representatives from charities and reflect on which they would like to support. Each student will then be given five £1 tokens to donate as they wish, as well as an option of social action activities they can choose to commit to. We launched the pilot in Autumn 2024, and look forward to reviewing progress over the course of the academic year 2024/25.

First Give Step Up

We continued to deliver First Give Step Up, with 6 schools participating in 2023/2024. Step Up invites students to reflect on their experiences of the First Give programme, one year on from its completion. The programme is launched with an assembly to the full year group, reflecting on the impact the students had through last year's First Give programme. A small cohort of 10 students are then given the opportunity to design and lead further social action projects in the school and community.

A key part of the Step Up programme is a full year group survey. We received 828 responses. Findings from this survey indicate the potential of sustained impact following participation in the First Give programme, however work is required to verify and improve the percentage of young people who go on to participate in further social action.

Contribute to thought leadership around philanthropy and social action

Our investment in thought leadership was deprioritised over the course of this year due to our focus on programme development and delivery; and on strategic planning for 2024 onwards. In making the decision to deprioritise this goal, the trustees acknowledged the significant disruptions faced by the organisation due to changes in leadership. Over the course of the year, both the Chair of Trustees and the CEO transitioned out of their roles, with new appointments made for both positions.

First Give

Report of the Trustees for the year ended 31 August 2024

We were however delighted that our Deputy Director was able to join the advisory board for the ESRC funded research project, "Educating for Social Good". A critical analysis of how social, civic and philanthropic behaviours and attitudes are facilitated, encouraged and discussed in primary schools in England.

FINANCIAL REVIEW

Despite a year in which many charities suffered from reduced income, we are delighted to report that our total income grew by 11.4% to £886,112 (2023: £795,830). Total expenditure was down by 2.6% to £812,381 (2023: £833,919).

At 31st August 2024, First Give had £339,058 of unrestricted reserves, representing just under 4 months of operating costs. First Give's reserves policy is that the organisation should strive to have between 3-6 months' worth of expenditure in unrestricted reserves.

The financial year for 2023/2024 ended with a surplus of £73,731. This was due to a delay in the implementation of innovation plans in line with our strategic review. Funds originally allocated for this innovation were retained for activity to commence in 2024/2025, and to replenish our reserves, in line with our reserves policy. There was no underspend on restricted funds.

In this report the trustees have reviewed First Give's financial performance and the general reserves position. They are satisfied that First Give has adequate financial resources and is able to manage the business risks beyond the end of the next 12 months and that the charity is therefore a going concern.

FUTURE PLANS

2023/2024 was a year of transition, during which we were proud to maintain the breadth and depth of our work and impact. In 2024/2025 we look forward to:

- Launching our ambitious new strategy, laying the foundations for growth
- Partnering with at least 190 schools to deliver the core First Give programme. This will mean reaching over 34,000 students
- Piloting a new secondary programme, First Give One Day, with ten schools, reaching approximately 1,800 students
- Extending First Give Primary, delivering ten programmes across England and Wales and reaching approximately 600 children

STRUCTURE, GOVERNANCE AND MANAGEMENT

Governing document

First Give is a Charitable Incorporated Organisation (CIO) registered in England and Wales. The CIO (registered charity number 1156416) was established by CIO constitution on 27 March 2014.

The charity is overseen by its Board of Trustees. In the fiscal year 2023/2024, 11 members served on the Board, per the details at the beginning of this report. At any one time, there were no more than seven appointed trustees sitting on the Board.

The Trustees meet quarterly to review finances, set priorities and review progress against the strategic plan. Operational responsibility for delivery against the plan is delegated to the Director.

The board would like to take this opportunity to thank Sinclair Beecham, founding Chair of First Give, for his long service and commitment to the charity, after stepping down this year. They would also like to thank Louisa Mundachali Searle, who stepped down as Director this year after ten years' working at the charity.

Approved by order of the board of trustees on 29 April 2025 and signed on its behalf by:



DL Fielding - Trustee

Independent Examiner's Report to the Trustees of First Give

Independent examiner's report to the trustees of First Give ('the Charity')

I report to the charity trustees on my examination of the accounts of the Charity for the year ended 31 August 2024.

Responsibilities and basis of report

As the charity's trustees you are responsible for the preparation of the accounts. The charity's trustees consider that an audit is not required for this year (under section 144(2) of the charities Act 2011 ('the 2011 Act')) and that an independent examination is required. Since your charity's gross income exceeded £250,000 your examiner must be a member of a listed body. I can confirm that I am qualified to undertake the examination because I am a registered member of the Institute of Chartered Accountants in England and Wales which is one of the listed bodies.

It is my responsibility to:

- Examine the accounts under Section 145 of the 2011 Act
 - To follow the procedures laid down in the General Directions given by the Charity Commission (under Section 145(5)(b) of the 2011 Act); and
- To state whether particular matters have come to my attention.

Independent examiner's statement

I have completed my examination. I confirm that no matters have come to my attention in connection with the examination giving me cause to believe:

(1) Which gives me reasonable cause to believe that, in any material respect, the requirements

- To keep accounting records in accordance with Section 130 of the 2011 Act; and
- To prepare accounts which accord with the accounting records and to comply with the accounting requirement of the 2011 Act.

Have not been met; or

(2) To which, in my opinion, attention should be drawn in order to enable a proper understanding of the accounts to be reached.



JFD McMillan

McMillan & Co LLP
Chartered Accountants

Date: 29 April 2025

First Give

Statement of Financial Activities for the year ended 31 August 2024

	Notes	Unrestricted fund £	Restricted fund £	2024 Total funds £	2023 Total funds £
INCOME AND ENDOWMENTS FROM					
Donations and legacies	3	397,666	325,143	722,809	697,651
Charitable activities					
Education	5	145,558	-	145,558	92,150
Investment income	4	<u>17,745</u>	<u>-</u>	<u>17,745</u>	<u>6,029</u>
Total		<u>560,969</u>	<u>325,143</u>	<u>886,112</u>	<u>795,830</u>
EXPENDITURE ON					
Charitable activities					
Education	6	454,064	355,264	809,328	830,924
Other		<u>3,053</u>	<u>-</u>	<u>3,053</u>	<u>2,995</u>
Total		<u>457,117</u>	<u>355,264</u>	<u>812,381</u>	<u>833,919</u>
NET INCOME/(EXPENDITURE)		103,852	(30,121)	73,731	(38,089)
RECONCILIATION OF FUNDS					
Total funds brought forward		235,206	30,121	265,327	303,416
TOTAL FUNDS CARRIED FORWARD		<u>339,058</u>	<u>-</u>	<u>339,058</u>	<u>265,327</u>

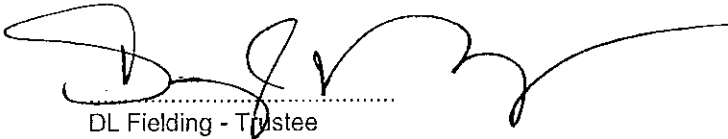
The notes form part of these financial statements

First Give

Balance Sheet 31 August 2024

	Notes	Unrestricted fund £	Restricted fund £	2024 Total funds £	2023 Total funds £
FIXED ASSETS					
Tangible assets	10	859	-	859	169
CURRENT ASSETS					
Debtors	11	5,793	-	5,793	9,885
Cash at bank		<u>456,838</u>	<u>-</u>	<u>456,838</u>	<u>315,234</u>
		462,631	-	462,631	325,119
CREDITORS					
Amounts falling due within one year	12	<u>(124,432)</u>	<u>-</u>	<u>(124,432)</u>	<u>(59,961)</u>
NET CURRENT ASSETS		<u>338,199</u>	<u>-</u>	<u>338,199</u>	<u>265,158</u>
TOTAL ASSETS LESS CURRENT LIABILITIES		<u>339,058</u>	<u>-</u>	<u>339,058</u>	<u>265,327</u>
NET ASSETS		<u>339,058</u>	<u>-</u>	<u>339,058</u>	<u>265,327</u>
FUNDS	13				
Unrestricted funds				339,058	235,206
Restricted funds				-	<u>30,121</u>
TOTAL FUNDS				<u>339,058</u>	<u>265,327</u>

The financial statements were approved by the Board of Trustees and authorised for issue on 29 April 2025 and were signed on its behalf by:



DL Fielding - Trustee

The notes form part of these financial statements

First Give

Cash Flow Statement for the year ended 31 August 2024

	Notes	2024 £	2023 £
Cash flows from operating activities			
Cash generated from operations	1	<u>125,148</u>	<u>(33,860)</u>
Net cash provided by/(used in) operating activities		<u>125,148</u>	<u>(33,860)</u>
Cash flows from investing activities			
Purchase of tangible fixed assets		(1,289)	-
Interest received		<u>17,745</u>	<u>6,029</u>
Net cash provided by investing activities		<u>16,456</u>	<u>6,029</u>
		<u> </u>	<u> </u>
Change in cash and cash equivalents in the reporting period		141,604	(27,831)
Cash and cash equivalents at the beginning of the reporting period		<u>315,234</u>	<u>343,065</u>
Cash and cash equivalents at the end of the reporting period		<u>456,838</u>	<u>315,234</u>

The notes form part of these financial statements

First Give

Notes to the Cash Flow Statement for the year ended 31 August 2024

1. RECONCILIATION OF NET INCOME/(EXPENDITURE) TO NET CASH FLOW FROM OPERATING ACTIVITIES

	2024 £	2023 £
Net income/(expenditure) for the reporting period (as per the Statement of Financial Activities)	73,731	(38,089)
Adjustments for:		
Depreciation charges	599	168
Interest received	(17,745)	(6,029)
Decrease/(increase) in debtors	4,092	(7,301)
Increase in creditors	<u>64,471</u>	<u>17,391</u>
Net cash provided by/(used in) operations	<u>125,148</u>	<u>(33,860)</u>

2. ANALYSIS OF CHANGES IN NET FUNDS

	At 1/9/23 £	Cash flow £	At 31/8/24 £
Net cash			
Cash at bank	<u>315,234</u>	<u>141,604</u>	<u>456,838</u>
	<u>315,234</u>	<u>141,604</u>	<u>456,838</u>
Total	<u>315,234</u>	<u>141,604</u>	<u>456,838</u>

The notes form part of these financial statements

First Give

Notes to the Financial Statements for the year ended 31 August 2024

1. GENERAL INFORMATION

The charity is a registered charity in England and Wales and is incorporated. The address of the principal office is Pears Hub, Haskell House, 152 West End Lane, London, NW6 1SD.

There are no material uncertainties about the charity's ability to continue as a going concern.

The presentational currency of the financial statements is the Pound Sterling (£). The amounts in the financial statements have been rounded to the nearest £1.

2. ACCOUNTING POLICIES

Basis of preparing the financial statements

The financial statements of the charitable company, which is a public benefit entity under FRS 102, have been prepared in accordance with the Charities SORP (FRS 102) 'Accounting and Reporting by Charities: Statement of Recommended Practice applicable to charities preparing their accounts in accordance with the Financial Reporting Standard applicable in the UK and Republic of Ireland (FRS 102) (effective 1 January 2019)', Financial Reporting Standard 102 'The Financial Reporting Standard applicable in the UK and Republic of Ireland' and the Companies Act 2006. The financial statements have been prepared under the historical cost convention.

Income

All income is recognised in the Statement of Financial Activities once the charity has entitlement to the funds, it is probable that the income will be received and the amount can be measured reliably.

Expenditure

Liabilities are recognised as expenditure as soon as there is a legal or constructive obligation committing the charity to that expenditure, it is probable that a transfer of economic benefits will be required in settlement and the amount of the obligation can be measured reliably. Expenditure is accounted for on an accruals basis and has been classified under headings that aggregate all cost related to the category. Where costs cannot be directly attributed to particular headings they have been allocated to activities on a basis consistent with the use of resources.

Grants offered subject to conditions which have not been met at the year end date are noted as a commitment but not accrued as expenditure.

Tangible fixed assets

Depreciation is provided at the following annual rates in order to write off each asset over its estimated useful life.

Computer equipment - 33% on cost

Taxation

The charity is exempt from corporation tax on its charitable activities.

Fund accounting

Unrestricted funds can be used in accordance with the charitable objectives at the discretion of the trustees.

Restricted funds can only be used for particular restricted purposes within the objects of the charity. Restrictions arise when specified by the donor or when funds are raised for specific purposes.

Restrictions are usually geographic in nature.

Further explanation of the nature and purpose of each fund is included in the notes to the financial statements.

First Give

Notes to the Financial Statements - continued for the year ended 31 August 2024

2. ACCOUNTING POLICIES - continued

Pension costs and other post-retirement benefits

The charitable company operates a defined contribution pension scheme. Contributions payable to the charitable company's pension scheme are charged to the Statement of Financial Activities in the period to which they relate.

Financial instruments

Financial instruments are recognised when the company becomes party to the contractual provisions of the instrument. Basic financial assets, which include debtors, prepayments and bank balances, are initially measured at transaction price and are subsequently carried at cost unless the arrangement indicates otherwise and then the asset is measured at the present value of the future receipts discounted at a market rate of interest. Basic financial liabilities, which include creditors, accruals, bank loans and group borrowings, are initially recognised at transaction price and are subsequently carried at cost unless the arrangement indicates otherwise and then the liability is measured at the present value of the future obligations discounted at a market rate of interest.

3. DONATIONS AND LEGACIES

	2024 £	2023 £
Donations	<u>722,809</u>	<u>697,651</u>

Donations during the period were received from the following:

	Restricted £	Unrestricted £	2024 £	2023 £
abrdn	19,990	-	19,990	19,990
Allen & Overy Foundation	9,903	-	9,903	-
Anonymous Donors	-	-	-	12,959
Garfield Weston Foundation	-	20,000	20,000	-
Individuals - Big Give	-	15,167	15,167	-
Inthallo	-	10,000	10,000	-
Jack Petchey Foundation	166,600	-	166,600	164,442
Justgiving donations	-	12,099	12,099	-
Lansdowne Partners	-	-	-	20,000
Michael & Betty Little Foundation	-	40,000	40,000	25,000
Richard Little - Big Give Match	-	15,000	15,000	-
Schroder Charity Trust	5,000	-	5,000	-
Sir William Boreman's Foundation	-	-	-	2,500
The Buffini Chao Foundation	26,250	-	26,250	25,000
The Drapers Charitable Fund	-	-	-	-
The Dulverton Trust	40,000	-	40,000	21,150
The Edward Cadbury Charitable Trust	-	-	-	3,000
The Eveson Trust	-	-	-	5,001
The Funding Network	-	-	-	17,119
The Gwendoline and Margaret Davies Charity	-	-	-	2,300
The Lower Green Foundation	-	42,000	42,000	55,000
The Pears Family Charitable Foundation	-	243,400	243,400	220,000
The Rank Foundation	30,000	-	30,000	42,911
The Westminster Foundation	-	-	-	9,279
This Day	-	-	-	25,000
Town Centre Securities	20,000	-	20,000	20,000
Wixamtree Trust	7,400	-	7,400	7,000
	<u>325,143</u>	<u>397,666</u>	<u>722,809</u>	<u>697,651</u>

First Give

Notes to the Financial Statements - continued for the year ended 31 August 2024

4. INVESTMENT INCOME		2024	2023
		£	£
Deposit account interest		<u>17,745</u>	<u>6,029</u>

5. INCOME FROM CHARITABLE ACTIVITIES		2024	2023
		£	£
Schools	Activity Education	<u>145,558</u>	<u>92,150</u>

6. CHARITABLE ACTIVITIES COSTS				
		Direct Costs	Grant funding of activities	Totals
		£	£	£
Education		<u>619,328</u>	<u>190,000</u>	<u>809,328</u>

7. NET INCOME/(EXPENDITURE)

Net income/(expenditure) is stated after charging/(crediting):

	2024	2023
	£	£
Independent examination	1,220	1,174
Depreciation - owned assets	<u>599</u>	<u>168</u>

8. TRUSTEES' REMUNERATION AND BENEFITS

There were no trustees' remuneration or other benefits for the year ended 31 August 2024 nor for the year ended 31 August 2023.

Trustees' expenses

During the year trustees' expenses were paid totalling £Nil (2023; £Nil) relating to travel expenses.

9. STAFF COSTS

	2024	2023
	£	£
Wages and salaries	318,781	373,423
Social security costs	28,738	37,458
Other pension costs	<u>14,935</u>	<u>19,151</u>
	<u>362,454</u>	<u>430,032</u>

The average monthly number of employees during the year was as follows:

	2024	2023
Staff	<u>8</u>	<u>10</u>

First Give

Notes to the Financial Statements - continued for the year ended 31 August 2024

9. STAFF COSTS - continued

The number of employees whose employee benefits (excluding employer pension costs) exceeded £60,000 was:

	2024	2023
£60,001 - £70,000	<u>-</u>	<u>1</u>

10. TANGIBLE FIXED ASSETS

	Computer equipment £
COST	
At 1 September 2023	2,989
Additions	<u>1,289</u>
At 31 August 2024	<u>4,278</u>
DEPRECIATION	
At 1 September 2023	2,820
Charge for year	<u>599</u>
At 31 August 2024	<u>3,419</u>
NET BOOK VALUE	
At 31 August 2024	<u>859</u>
At 31 August 2023	<u>169</u>

11. DEBTORS: AMOUNTS FALLING DUE WITHIN ONE YEAR

	2024	2023
	£	£
Prepayments and accrued income	<u>5,793</u>	<u>9,885</u>

12. CREDITORS: AMOUNTS FALLING DUE WITHIN ONE YEAR

	2024	2023
	£	£
Trade creditors	4,301	-
Social security and other taxes	7,023	7,662
Accruals and deferred income	<u>113,108</u>	<u>52,299</u>
	<u>124,432</u>	<u>59,961</u>

First Give

Notes to the Financial Statements - continued for the year ended 31 August 2024

13. MOVEMENT IN FUNDS

	At 1/9/23 £	Net movement in funds £	At 31/8/24 £
Unrestricted funds			
General fund	235,206	103,852	339,058
Restricted funds			
Schools	30,121	(30,121)	-
TOTAL FUNDS	<u>265,327</u>	<u>73,731</u>	<u>339,058</u>

Net movement in funds, included in the above are as follows:

	Incoming resources £	Resources expended £	Movement in funds £
Unrestricted funds			
General fund	560,969	(457,117)	103,852
Restricted funds			
Schools	325,143	(355,264)	(30,121)
TOTAL FUNDS	<u>886,112</u>	<u>(812,381)</u>	<u>73,731</u>

Comparatives for movement in funds

	At 1/9/22 £	Net movement in funds £	At 31/8/23 £
Unrestricted funds			
General fund	282,111	(46,905)	235,206
Restricted funds			
Schools	21,305	8,816	30,121
TOTAL FUNDS	<u>303,416</u>	<u>(38,089)</u>	<u>265,327</u>

First Give

Notes to the Financial Statements - continued for the year ended 31 August 2024

13. MOVEMENT IN FUNDS - continued

Comparative net movement in funds, included in the above are as follows:

	Incoming resources £	Resources expended £	Movement in funds £
Unrestricted funds			
General fund	436,138	(483,043)	(46,905)
Restricted funds			
Schools	359,692	(350,876)	8,816
	<u>795,830</u>	<u>(833,919)</u>	<u>(38,089)</u>

Restricted funds were used to fund the First Give programme in either certain named schools or schools in a named region or for specific projects, such as specific staff roles.

14. RELATED PARTY DISCLOSURES

There were no related party transactions for the year ended 31 August 2024 or for the year ended 31 August 2023.

First Give

Detailed Statement of Financial Activities for the year ended 31 August 2024

	2024 £	2023 £
INCOME AND ENDOWMENTS		
Donations and legacies		
Donations	722,809	697,651
Investment income		
Deposit account interest	17,745	6,029
Charitable activities		
Schools	<u>145,558</u>	<u>92,150</u>
Total incoming resources	886,112	795,830
EXPENDITURE		
Charitable activities		
Salaries	318,781	373,423
Social security	28,738	37,458
Pensions	14,935	19,151
Programme development	183,141	175,047
Office costs	73,134	27,677
Computer equipment	599	168
Grants to institutions	<u>190,000</u>	<u>198,000</u>
	809,328	830,924
Support costs		
Finance		
Bank charges	1,833	1,821
Governance costs		
Independent examination	<u>1,220</u>	<u>1,174</u>
Total resources expended	812,381	833,919
Net income/(expenditure)	<u>73,731</u>	<u>(38,089)</u>

This page does not form part of the statutory financial statements

FIRST GIVE

England & Wales - Charity number 1156416

Accounts

REGISTERED CHARITY NUMBER: 1156416

First Give
Report of the Trustees and
Unaudited Financial Statements
for the Year Ended 31 August 2023

McMillan & Co LLP
Chartered Accountants
28 Eaton Avenue
Matrix Office Park
Buckshaw Village
Chorley
Lancashire
PR7 7NA

First Give

Contents of the Financial Statements for the year ended 31 August 2023

	Page
Reference and Administrative Details	1
Report of the Trustees	2 to 4
Independent Examiner's Report	5
Statement of Financial Activities	6
Balance Sheet	7
Cash Flow Statement	8
Notes to the Cash Flow Statement	9
Notes to the Financial Statements	10 to 15
Detailed Statement of Financial Activities	16

First Give

Reference and Administrative Details for the year ended 31 August 2023

TRUSTEES	SCS Beecham (resigned 10/1/2024) S Mandelbaum R Cramer (resigned 29/11/2023) B Frankfurt MF Durham VV Hariharan (resigned 29/11/2023) J J Langley DL Fielding (appointed 10/1/2024) S Ashroff
REGISTERED OFFICE	Pears Hub Haskell House 152 West End Lane London NW6 1SD
REGISTERED CHARITY NUMBER	1156416
INDEPENDENT EXAMINER	McMillan & Co LLP Chartered Accountants 28 Eaton Avenue Matrix Office Park Buckshaw Village Chorley Lancashire PR7 7NA

First Give

Report of the Trustees for the year ended 31 August 2023

The trustees who are also directors of the charity for the purposes of the Companies Act 2006, present their report with the financial statements of the charity for the year ended 31 August 2023. The trustees have adopted the provisions of Accounting and Reporting by Charities: Statement of Recommended Practice applicable to charities preparing their accounts in accordance with the Financial Reporting Standard applicable in the UK and Republic of Ireland (FRS 102) (effective 1 January 2019).

OBJECTIVES AND ACTIVITIES

Objectives and aims

The objects of the charity are:

- (i) To advance education, in particular in philanthropy;
- (ii) To promote the efficiency, effectiveness and utility of charities and charitable resources; and
- (iii) To encourage the participation of young people in society by developing their skills, capacities and capabilities, in particular by acting as a resource for young people by making available grants, advice and assistance, and facilitating philanthropy projects for young people in England and Wales.

The trustees confirm that they have referred to the guidance contained in the Charity Commission's general guidance on public benefit when reviewing the charity's aims and objectives.

First Give's main charitable activity is the running of a secondary school programme that engages students with their communities and inspires them to carry out social action projects (for example raising awareness or fundraising) in support of local charities while developing key professional skills. Charitable grants are made to charities local to the participating schools and chosen via the final competition.

First Give does not accept speculative grant applications.

How the programme works:

Through eight hour long lessons and a final competition to choose a winner:

1. Students learn about social issues and identify problems in their communities.
2. Each class of students selects one charity to represent and meets with them to learn about their work.
3. Classes develop social action plans to support their charity and deliver them outside of lessons.
4. Students create presentations about their charity and the social action they have done. They select one group to represent their class at the school final.
5. At the School Final event, the class considered to have engaged the best with the social action and presentation elements are awarded a grant of £1,000 for their charity.

A comprehensive and easy to navigate web site has been developed with all of our resources available at www.firstgive.co.uk.

First Give

Report of the Trustees

for the year ended 31 August 2023

ACHIEVEMENT AND PERFORMANCE

Charitable activities

In the academic year 2022/2023 First Give continued to deliver against its 3 year plan to:

- increase the number of partner schools delivering its core programme
- Develop new programme pilots
- Contribute to thought leadership around philanthropy and social action

The core First Give programme was delivered to 196 secondary schools, impacting 35,600 young people. This meant £196,000 went to charities chosen by young people. In addition to this, around £82,000 was raised for charities through the social action activities devised and carried out by young people themselves on the programme.

In total, since First Give launched in September 2014, the charity has regranted £1,275,000 to charities championed by 198,722 young people who've participated on the programme. In addition, those young people have raised an additional £372,545 and given hundreds of hours of their time to charity.

We surveyed a representative sample of students and teachers who participated on the programme in 2022/2023:

97% of students who presented at their Final told us they improved in at least one of our key skill areas: Presentation skills; Teamworking skills; Leadership skills; Research skills; Project Planning skills

89% of students who presented at their Final reported improving awareness of social issues affecting their community

93% of students who presented at their Final reported improving awareness of how charities help people in their local community

80% of students who presented at their Final told us their ability to help others in their community had improved

94% of students who presented at their Final told us they may or will do more social action in the future

94% of lead teachers would recommend First Give to other teachers

94% of lead teachers said partnering with First Give helped their school to support and encourage students to tackle social issues

88% of lead teachers said partnering with First Give helped their school to develop more meaningful ways to connect with the community

New pilot programme: Step Up

During the development phase of this new programme, we partnered with Ark Acton Academy to codesign and pilot First Give Step Up. In 2022/2023 we were able to build on this success by working with five partner schools across the country on the Step Up programme. During this programme, students who have done the core First Give programme are given the opportunity build on their 'giving journey' by leading their own projects designed to improve the lives of others, usually through school-based social action. The programme is delivered as an extra-curricular activity or 'club' and is even more intensive and student-led than the core First Give programme, recognising the increased confidence, enthusiasm and independence for social action in this older cohort.

A key part of the Step Up programme is the full year group survey, conducted with all the students who took part on the core First Give programme the year before. We use this moment in the programme as an opportunity to gain insights from students one year after they completed the core First Give programme. Findings from the pilot indicate the potential of sustained impact following participation in the First Give programme.

First Give

Report of the Trustees for the year ended 31 August 2023

One year on from completing the core programme:

56% told us they were more inspired to take action to support causes they care about as a result of taking part in First Give

60% told us they were more confident in their ability to help others through social action

33% told us they had raised money for or donated money to their First Give charity since taking part in the programme

25% told us they had done other kinds of social action (including raising awareness, volunteering or giving money to other charities)

FINANCIAL REVIEW

Total income grew by 12% to £796,000 (2022: £708,000). Total expenditure grew by 3% to £834,000 (2022: £808,000), whilst the number of core programmes grew by 7% to 198 (2022:184).

At 31st August 2023, First Give had £235,000 of unrestricted reserves, representing approximately 3.4 months of operating costs. First Give's reserves policy is that the organisation should strive to have between 3-6 months' worth of expenditure in unrestricted reserves.

The financial year for 2022/2023 ended with a deficit of £38,089. This was due to some unexpected loss of income. In 2023, the charity found ways to reduce expenditure and moved to increase its revenue from schools as well as increased fundraising efforts.

FUTURE PLANS

In 2022/23 we delivered more programmes than ever before. But we are ambitious to increase our reach and impact.

During 2023/2024 our plans are to:

- Partner with 190 schools to deliver our innovative core programme. This will mean reaching over 34,000 students.
- Extend and develop the First Give Step Up and First Give Primary programmes, delivering eight of each across England and Wales
- Embark on a strategic review and develop an ambitious business plan for First Give's future.

STRUCTURE, GOVERNANCE AND MANAGEMENT

Governing document

First Give is a Charitable Incorporated Organisation (CIO) registered in England and Wales. The CIO (registered charity number 1156416) was established by CIO constitution on 27 March 2014.

The charity is overseen by its Board of Trustees to deliver a philanthropy and social action education programme to entire year groups of secondary school students. The programme encourages advocacy for local charities in a school competition resulting in grants being awarded to the charities of the winning teams in each school.

The Trustees meet regularly to review finances, set priorities and review progress against the strategic goals.

Approved by order of the board of trustees on 16 May 2024 and signed on its behalf by:



DL Fielding - Trustee

Independent Examiner's Report to the Trustees of First Give

Independent examiner's report to the trustees of First Give ('the Charity')

I report to the charity trustees on my examination of the accounts of the Charity for the year ended 31 August 2023.

Responsibilities and basis of report

As the charity's trustees you are responsible for the preparation of the accounts. The charity's trustees consider that an audit is not required for this year (under section 144(2) of the charities Act 2011 ('the 2011 Act')) and that an independent examination is required. Since your charity's gross income exceeded £250,000 your examiner must be a member of a listed body. I can confirm that I am qualified to undertake the examination because I am a registered member of the Institute of Chartered Accountants in England and Wales which is one of the listed bodies.

It is my responsibility to:

- Examine the accounts under Section 145 of the 2011 Act
- To follow the procedures laid down in the General Directions given by the Charity Commission (under Section 145(5)(b) of the 2011 Act); and

To state whether particular matters have come to my attention.

Independent examiner's statement

I have completed my examination. I confirm that no matters have come to my attention in connection with the examination giving me cause to believe:

(1) Which gives me reasonable cause to believe that, in any material respect, the requirements

- To keep accounting records in accordance with Section 130 of the 2011 Act; and
- To prepare accounts which accord with the accounting records and to comply with the accounting requirement of the 2011 Act.

Have not been met; or

(2) To which, in my opinion, attention should be drawn in order to enable a proper understanding of the accounts to be reached.



JFD McMillan

McMillan & Co LLP
Chartered Accountants

Date: 16 May 2024

First Give

Statement of Financial Activities for the year ended 31 August 2023

	Notes	Unrestricted fund £	Restricted fund £	2023 Total funds £	2022 Total funds £
INCOME AND ENDOWMENTS FROM					
Donations and legacies	3	337,959	359,692	697,651	632,703
Charitable activities					
School contributions	5	92,150	-	92,150	74,800
Investment income	4	<u>6,029</u>	<u>-</u>	<u>6,029</u>	<u>122</u>
Total		<u>436,138</u>	<u>359,692</u>	<u>795,830</u>	<u>707,625</u>
EXPENDITURE ON					
Charitable activities					
Education	6	480,048	350,876	830,924	804,810
Other		<u>2,995</u>	<u>-</u>	<u>2,995</u>	<u>2,774</u>
Total		<u>483,043</u>	<u>350,876</u>	<u>833,919</u>	<u>807,584</u>
NET INCOME/(EXPENDITURE)		(46,905)	8,816	(38,089)	(99,959)
RECONCILIATION OF FUNDS					
Total funds brought forward		<u>282,111</u>	<u>21,305</u>	<u>303,416</u>	<u>403,375</u>
TOTAL FUNDS CARRIED FORWARD		<u>235,206</u>	<u>30,121</u>	<u>265,327</u>	<u>303,416</u>

The notes form part of these financial statements

First Give

Balance Sheet 31 August 2023

	Notes	Unrestricted fund £	Restricted fund £	2023 Total funds £	2022 Total funds £
FIXED ASSETS					
Tangible assets	10	169	-	169	337
CURRENT ASSETS					
Debtors	11	9,885	-	9,885	2,584
Cash at bank		<u>285,113</u>	<u>30,121</u>	<u>315,234</u>	<u>343,065</u>
		294,998	30,121	325,119	345,649
CREDITORS					
Amounts falling due within one year	12	(59,961)	-	(59,961)	(42,570)
NET CURRENT ASSETS		<u>235,037</u>	<u>30,121</u>	<u>265,158</u>	<u>303,079</u>
TOTAL ASSETS LESS CURRENT LIABILITIES		<u>235,206</u>	<u>30,121</u>	<u>265,327</u>	<u>303,416</u>
NET ASSETS		<u>235,206</u>	<u>30,121</u>	<u>265,327</u>	<u>303,416</u>
FUNDS	13				
Unrestricted funds				235,206	282,111
Restricted funds				<u>30,121</u>	<u>21,305</u>
TOTAL FUNDS				<u>265,327</u>	<u>303,416</u>

The financial statements were approved by the Board of Trustees and authorised for issue on 16 May 2024 and were signed on its behalf by:



DL Fielding - Trustee

The notes form part of these financial statements

First Give

Cash Flow Statement for the year ended 31 August 2023

	Notes	2023 £	2022 £
Cash flows from operating activities			
Cash generated from operations	1	<u>(33,860)</u>	<u>(95,285)</u>
Net cash used in operating activities		<u>(33,860)</u>	<u>(95,285)</u>
Cash flows from investing activities			
Purchase of tangible fixed assets		-	(505)
Interest received		<u>6,029</u>	<u>122</u>
Net cash provided by/(used in) investing activities		<u>6,029</u>	<u>(383)</u>
		<hr/>	<hr/>
Change in cash and cash equivalents in the reporting period		(27,831)	(95,668)
Cash and cash equivalents at the beginning of the reporting period		<u>343,065</u>	<u>438,733</u>
Cash and cash equivalents at the end of the reporting period		<u>315,234</u>	<u>343,065</u>

The notes form part of these financial statements

First Give

Notes to the Cash Flow Statement for the year ended 31 August 2023

1. RECONCILIATION OF NET EXPENDITURE TO NET CASH FLOW FROM OPERATING ACTIVITIES

	2023 £	2022 £
Net expenditure for the reporting period (as per the Statement of Financial Activities)	(38,089)	(99,959)
Adjustments for:		
Depreciation charges	168	168
Interest received	(6,029)	(122)
Increase in debtors	(7,301)	(236)
Increase in creditors	<u>17,391</u>	<u>4,864</u>
Net cash used in operations	<u>(33,860)</u>	<u>(95,285)</u>

2. ANALYSIS OF CHANGES IN NET FUNDS

	At 1/9/22 £	Cash flow £	At 31/8/23 £
Net cash			
Cash at bank	<u>343,065</u>	<u>(27,831)</u>	<u>315,234</u>
	<u>343,065</u>	<u>(27,831)</u>	<u>315,234</u>
Total	<u>343,065</u>	<u>(27,831)</u>	<u>315,234</u>

First Give

Notes to the Financial Statements for the year ended 31 August 2023

1. GENERAL INFORMATION

The charity is a registered charity in England and Wales and is incorporated. The address of the principal office is Pears Hub, Haskell House, 152 West End Lane, London, NW6 1SD.

There are no material uncertainties about the charity's ability to continue as a going concern.

The presentational currency of the financial statements is the Pound Sterling (£). The amounts in the financial statements have been rounded to the nearest £1.

2. ACCOUNTING POLICIES

Basis of preparing the financial statements

The financial statements of the charitable company, which is a public benefit entity under FRS 102, have been prepared in accordance with the Charities SORP (FRS 102) 'Accounting and Reporting by Charities: Statement of Recommended Practice applicable to charities preparing their accounts in accordance with the Financial Reporting Standard applicable in the UK and Republic of Ireland (FRS 102) (effective 1 January 2019)', Financial Reporting Standard 102 'The Financial Reporting Standard applicable in the UK and Republic of Ireland' and the Companies Act 2006. The financial statements have been prepared under the historical cost convention.

Income

All income is recognised in the Statement of Financial Activities once the charity has entitlement to the funds, it is probable that the income will be received and the amount can be measured reliably.

Expenditure

Liabilities are recognised as expenditure as soon as there is a legal or constructive obligation committing the charity to that expenditure, it is probable that a transfer of economic benefits will be required in settlement and the amount of the obligation can be measured reliably. Expenditure is accounted for on an accruals basis and has been classified under headings that aggregate all cost related to the category. Where costs cannot be directly attributed to particular headings they have been allocated to activities on a basis consistent with the use of resources.

Grants offered subject to conditions which have not been met at the year end date are noted as a commitment but not accrued as expenditure.

Tangible fixed assets

Depreciation is provided at the following annual rates in order to write off each asset over its estimated useful life.

Computer equipment - 33% on cost

Taxation

The charity is exempt from corporation tax on its charitable activities.

Fund accounting

Unrestricted funds can be used in accordance with the charitable objectives at the discretion of the trustees.

Restricted funds can only be used for particular restricted purposes within the objects of the charity. Restrictions arise when specified by the donor or when funds are raised for specific purposes.

Restrictions are usually geographic in nature.

Further explanation of the nature and purpose of each fund is included in the notes to the financial statements.

First Give

Notes to the Financial Statements - continued for the year ended 31 August 2023

2. ACCOUNTING POLICIES - continued

Pension costs and other post-retirement benefits

The charitable company operates a defined contribution pension scheme. Contributions payable to the charitable company's pension scheme are charged to the Statement of Financial Activities in the period to which they relate.

Financial instruments

Financial instruments are recognised when the company becomes party to the contractual provisions of the instrument. Basic financial assets, which include debtors, prepayments and bank balances, are initially measured at transaction price and are subsequently carried at cost unless the arrangement indicates otherwise and then the asset is measured at the present value of the future receipts discounted at a market rate of interest. Basic financial liabilities, which include creditors, accruals, bank loans and group borrowings, are initially recognised at transaction price and are subsequently carried at cost unless the arrangement indicates otherwise and then the liability is measured at the present value of the future obligations discounted at a market rate of interest.

3. DONATIONS AND LEGACIES

	2023 £	2022 £
Donations	<u>697,651</u>	<u>632,703</u>

Donations during the period were received from the following:

	Restricted £	Unrestricted £	2023 £	2022 £
abrdn	19,990	-	19,990	15,000
Anonymous Donors	-	12,959	12,959	5,050
A Winton	-	-	-	10,000
Garfield Weston Foundation	-	-	-	25,000
Jack Petchey Foundation	164,442	-	164,442	130,630
Lansdowne Partners	20,000	-	20,000	25,000
Michael & Betty Little Foundation	-	25,000	25,000	25,000
Sir William Boreman's Foundation	2,500	-	2,500	-
The Big Give Christmas Campaign	-	-	-	-
The Buffini Chao Foundation	25,000	-	25,000	22,120
The Drapers Charitable Fund	-	-	-	14,140
The Dulverton Trust	21,150	-	21,150	30,000
The Edward Cadbury Charitable Trust	3,000	-	3,000	3,000
The Eveson Trust	5,001	-	5,001	-
The Funding Network	17,119	-	17,119	-
The Gwendoline and Margaret Davies Charity	2,300	-	2,300	-
The Lower Green Foundation	-	55,000	55,000	50,000
The Pears Family Charitable Foundation	-	220,000	220,000	200,000
The Rank Foundation	42,911	-	42,911	39,363
The Westminster Foundation	9,279	-	9,279	-
This Day	-	25,000	25,000	-
Town Centre Securities	20,000	-	20,000	20,000
William A Cadbury Charitable Trust	-	-	-	13,000
Wixamtree Trust	7,000	-	7,000	5,400
	<u>359,692</u>	<u>337,959</u>	<u>697,651</u>	<u>632,703</u>

First Give

Notes to the Financial Statements - continued for the year ended 31 August 2023

4. INVESTMENT INCOME		2023	2022
		£	£
Deposit account interest		<u>6,029</u>	<u>122</u>
5. INCOME FROM CHARITABLE ACTIVITIES		2023	2022
		£	£
School contributions		<u>92,150</u>	<u>74,800</u>
6. CHARITABLE ACTIVITIES COSTS			
	Direct Costs	Grant funding of activities	Totals
	£	£	£
Education	<u>632,924</u>	<u>198,000</u>	<u>830,924</u>
7. NET INCOME/(EXPENDITURE)			
Net income/(expenditure) is stated after charging/(crediting):			
		2023	2022
		£	£
Independent examination		1,174	1,200
Depreciation - owned assets		<u>168</u>	<u>168</u>
8. TRUSTEES' REMUNERATION AND BENEFITS			
There were no trustees' remuneration or other benefits for the year ended 31 August 2023 nor for the year ended 31 August 2022.			
Trustees' expenses			
During the year trustees' expenses were paid totalling £Nil (2022; £90) relating to travel expenses.			
9. STAFF COSTS		2023	2022
		£	£
Wages and salaries		373,423	320,574
Social security costs		37,458	30,962
Other pension costs		<u>19,151</u>	<u>16,024</u>
		<u>430,032</u>	<u>367,560</u>
The average monthly number of employees during the year was as follows:			
		2023	2022
Staff		<u>10</u>	<u>9</u>

First Give

Notes to the Financial Statements - continued for the year ended 31 August 2023

9. STAFF COSTS - continued

The number of employees whose employee benefits (excluding employer pension costs) exceeded £60,000 was:

	2023	2022
£60,001 - £70,000	<u>1</u>	<u>1</u>

10. TANGIBLE FIXED ASSETS

	Computer equipment £
COST At 1 September 2022 and 31 August 2023	<u>2,989</u>
DEPRECIATION At 1 September 2022	<u>2,652</u>
Charge for year	<u>168</u>
At 31 August 2023	<u>2,820</u>
NET BOOK VALUE At 31 August 2023	<u>169</u>
At 31 August 2022	<u>337</u>

11. DEBTORS: AMOUNTS FALLING DUE WITHIN ONE YEAR

	2023	2022
	£	£
Prepayments and accrued income	<u>9,885</u>	<u>2,584</u>

12. CREDITORS: AMOUNTS FALLING DUE WITHIN ONE YEAR

	2023	2022
	£	£
Trade creditors	-	1,050
Social security and other taxes	7,662	8,892
Accruals and deferred income	<u>52,299</u>	<u>32,628</u>
	<u>59,961</u>	<u>42,570</u>

First Give

Notes to the Financial Statements - continued for the year ended 31 August 2023

13. MOVEMENT IN FUNDS

	At 1/9/22 £	Net movement in funds £	At 31/8/23 £
Unrestricted funds			
General fund	282,111	(46,905)	235,206
Restricted funds			
Schools	21,305	8,816	30,121
TOTAL FUNDS	<u>303,416</u>	<u>(38,089)</u>	<u>265,327</u>

Net movement in funds, included in the above are as follows:

	Incoming resources £	Resources expended £	Movement in funds £
Unrestricted funds			
General fund	436,138	(483,043)	(46,905)
Restricted funds			
Schools	359,692	(350,876)	8,816
TOTAL FUNDS	<u>795,830</u>	<u>(833,919)</u>	<u>(38,089)</u>

Comparatives for movement in funds

	At 1/9/21 £	Net movement in funds £	Transfers between funds £	At 31/8/22 £
Unrestricted funds				
General fund	373,775	(105,764)	14,100	282,111
Restricted funds				
Schools	29,600	5,805	(14,100)	21,305
TOTAL FUNDS	<u>403,375</u>	<u>(99,959)</u>	<u>-</u>	<u>303,416</u>

First Give

Notes to the Financial Statements - continued for the year ended 31 August 2023

13. MOVEMENT IN FUNDS - continued

Comparative net movement in funds, included in the above are as follows:

	Incoming resources £	Resources expended £	Movement in funds £
Unrestricted funds			
General fund	414,972	(520,736)	(105,764)
Restricted funds			
Schools	292,653	(286,848)	5,805
	<hr/>	<hr/>	<hr/>
TOTAL FUNDS	<u>707,625</u>	<u>(807,584)</u>	<u>(99,959)</u>

Restricted funds were used to fund the First Give programme in either certain named schools or schools in a named region or for specific projects, such as specific staff roles.

14. RELATED PARTY DISCLOSURES

There were no related party transactions for the year ended 31 August 2023 or for the year ended 31 August 2022.

First Give

Detailed Statement of Financial Activities for the year ended 31 August 2023

	2023 £	2022 £
INCOME AND ENDOWMENTS		
Donations and legacies		
Donations	697,651	632,703
Investment income		
Deposit account interest	6,029	122
Charitable activities		
Schools	<u>92,150</u>	<u>74,800</u>
Total incoming resources	795,830	707,625
EXPENDITURE		
Charitable activities		
Salaries	373,423	320,574
Social security	37,458	30,962
Pensions	19,151	16,024
Programme development	175,047	196,634
First Give awards	-	641
Office costs	27,677	55,807
Computer equipment	168	168
Grants to institutions	<u>198,000</u>	<u>184,000</u>
	830,924	804,810
Support costs		
Finance		
Bank charges	1,821	1,574
Governance costs		
Independent examination	<u>1,174</u>	<u>1,200</u>
Total resources expended	<u>833,919</u>	<u>807,584</u>
Net expenditure	<u>(38,089)</u>	<u>(99,959)</u>

This page does not form part of the statutory financial statements

FIRST GIVE

England & Wales - Charity number 1156416

Accounts

First Give
Report of the Trustees and
Unaudited Financial Statements
for the Year Ended 31 August 2022

McMillan & Co LLP
Chartered Accountants
28 Eaton Avenue
Matrix Office Park
Buckshaw Village
Chorley
Lancashire
PR7 7NA

First Give

Contents of the Financial Statements for the year ended 31 August 2022

	Page
Reference and Administrative Details	1
Report of the Trustees	2 to 5
Independent Examiner's Report	6
Statement of Financial Activities	7
Balance Sheet	8
Cash Flow Statement	9
Notes to the Cash Flow Statement	10
Notes to the Financial Statements	11 to 16
Detailed Statement of Financial Activities	17

First Give

Reference and Administrative Details for the year ended 31 August 2022

TRUSTEES

SCS Beecham
S Mandelbaum
R Cramer
LS Stokes (resigned 24/9/2021)
B Frankfurt
MF Durham
VV Hariharan
JJ Langley (appointed 13/1/2022)
S Ashroff (appointed 31/03/2022)

REGISTERED OFFICE

Pears Hub
Haskell House
152 West End Lane
London
NW6 1SD

REGISTERED CHARITY NUMBER

1156416

INDEPENDENT EXAMINER

McMillan & Co LLP
Chartered Accountants
28 Eaton Avenue
Matrix Office Park
Buckshaw Village
Chorley
Lancashire
PR7 7NA

First Give

Report of the Trustees for the year ended 31 August 2022

The trustees, present their report with the financial statements of the charity for the year ended 31 August 2022. The trustees have adopted the provisions of Accounting and Reporting by Charities: Statement of Recommended Practice applicable to charities preparing their accounts in accordance with the Financial Reporting Standard applicable in the UK and Republic of Ireland (FRS 102) (effective 1 January 2019).

OBJECTIVES AND ACTIVITIES

Objectives and aims

The objects of the charity are:

- (i) To advance education, in particular in philanthropy;
- (ii) To promote the efficiency, effectiveness and utility of charities and charitable resources; and
- (iii) To encourage the participation of young people in society by developing their skills, capacities and capabilities, in particular by acting as a resource for young people by making available grants, advice and assistance, and facilitating philanthropy projects for young people in England and Wales.

The trustees confirm that they have referred to the guidance contained in the Charity Commission's general guidance on public benefit when reviewing the charity's aims and objectives.

First Give's main charitable activity is the running of a secondary school programme that engages students with their communities and inspires them to carry out social action projects (for example raising awareness or fundraising) in support of local charities while developing key professional skills. Charitable grants are made to charities local to the participating schools and chosen via the final competition.

First Give does not accept speculative grant applications.

How the programme works:

Through eight hour long lessons and a final competition to choose a winner:

1. Students learn about social issues and identify problems in their communities.
2. Each class of students selects one charity to represent and meets with them to learn about their work.
3. Classes develop social action plans to support their charity and deliver them outside of lessons.
4. Students create presentations about their charity and the social action they have done. They select one group to represent their class at the school final.
5. At the School Final event, the class considered to have engaged the best with the social action and presentation elements are awarded a grant of £1,000 for their charity.

A comprehensive and easy to navigate web site has been developed with all of our resources available at www.firstgive.co.uk.

First Give

Report of the Trustees

for the year ended 31 August 2022

ACHIEVEMENT AND PERFORMANCE

Charitable activities

Having weathered the pandemic with a totally remote offer (in 2020), followed by a hybrid programme (in 2021), last year saw a near full return to regular programme delivery in partner schools, with almost all events delivered in person. Across the academic year 2021/22, First Give delivered 182 core programmes in its partner schools across England and Wales - doubling the number of completed programme from the year before. In 2021/22, First Give:

- Worked with 33,767 students
- Built 33 new school partnerships
- Supported 171 other charities via charity grants totalling £183,000 (in addition to just under £70,000 raised by those young people who chose to incorporate fundraising into their social action projects)

This means that since its inception in 2014, First Give has worked with over 160,000 young people and donated over £1 million to other charities via its grants.

In order to evidence our impact we surveyed a representative sample of students and teachers who participated on the programme.

Outcomes for students:

Increased awareness of social issues and charities

- 76% of students reported improving awareness of social issues affecting their community
- 79% of students reported improving awareness of how charities help people in their local community

Increased confidence to make a difference

- 90% of students who presented at their school's First Give Final told us their ability to help others in their community had improved

Skill development

- 88% of students told us they improved in at least one of our key skill areas: Presentation skills; Teamworking skills; Leadership skills; Research skills; Project Planning skills

Motivation to help others

- 82% of students told us they may or will do more social action in the future

Outcomes for schools:

- 96% of teachers would recommend First Give to other teachers
- 92% of teachers said partnering with First Give helped their school to support and encourage students to tackle social issues
- 90% of teachers said partnering with First Give helped their school to develop more meaningful ways to connect with the community

This year saw First Give develop and deliver two pilot programmes to help deepen the impact of our work, creating a 'giving journey' so that there are multiple opportunities for young people to engage with our mission. The more deeply we work with young people, from a younger age, the more profound our impact will be.

- **First Give Primary:** Last academic year, we worked in partnership with four primary schools to design and run a primary version of the First Give programme. The structured, six-lesson scheme of work, combined with three First Give led interventions are designed to be delivered with year six pupils following their SATs exams.
- **First Give Step Up:** We partnered with Ark Acton Academy to co-design and pilot First Give Step Up. This follow-on programme is delivered one year after a year group completes the original First Give programme. A First Give assembly was delivered to the full year group, providing an opportunity to gather medium-term impact data, as well as launching an extra-curricular social action club for students to join.

First Give

Report of the Trustees for the year ended 31 August 2022

First Give launched a mini-podcast series last year in order to promote charitable action, altruistic behaviours and 'philanthropic citizenship' so that they are seen as desirable lifelong habits that are accessible to all. It was hosted by Louisa Searle, Director of First Give, with her guests all people who dedicate a lot of time to social causes. In each episode, Louisa's guests go deep into their childhoods to reveal how their experiences of school and childhood shaped their attitudes towards charity, giving, and having a social conscience.

None of this year's work and achievements would have been possible without the generous commitment of our funding partners. We'd like to take this opportunity to give special thanks to our funders.

We would also like to thank the hundreds of schools and charities who have given their time to instil their passion and commitment in First Give participants.

FINANCIAL REVIEW

As at 31 August 2022, First Give had an in-year deficit of £99,959. The deficit was a result of both a deliberate draw down of reserves and an unavoidable and unforeseen reduction in income due to the pandemic's impact on schools' ability to partner with First Give.

However, First Give held unrestricted reserves of £282,111 and cash at bank of £343,065 as at 31 August 2022. Trustees ensure that there are sufficient funds received or promised before the start of each academic year to deliver the full programme. The Board has set a minimum level of unrestricted reserves at £50,000. The Trustees have also agreed that the organisation should strive to have between three and six months' worth of unrestricted operating costs in reserves.

The trustees have therefore prepared these financial statements on a going concern basis.

FUTURE PLANS

First Give continues to pursue the strategic objectives in its three-year Business Plan (approved in November 2021), which are:

1. To work in partnership with more schools and students across England and Wales year on year;
2. To deepen the impact of First Give by developing additional programme offers, creating a 'giving journey' so that there are multiple opportunities for young people to engage with our mission;
3. To promote charitable action, altruistic behaviours and 'philanthropic citizenship' so that they are seen as desirable lifelong habits that are accessible to all.

First Give

Report of the Trustees for the year ended 31 August 2022

STRUCTURE, GOVERNANCE AND MANAGEMENT

Governing document

First Give is a Charitable Incorporated Organisation (CIO) registered in England and Wales. The CIO (registered charity number 1156416) was established by CIO constitution on 27 March 2014.


The charity is overseen by its Board of Trustees to deliver a philanthropy and social action education programme to entire year groups of secondary school students. The programme encourages advocacy for local charities in a school competition resulting in grants being awarded to the charities of the winning teams in each school.

The Trustees meet regularly to review expenditure, set priorities and review progress against the strategic goals. The Board of Trustees have also established working groups to support the First Give's executives. These 'portfolio' groups meet on an ad hoc basis as required.

This year we continued to build the foundations that will ensure we are involving young people, particularly First Give alumni, in our decision-making. We appointed Sophia Ashroff to the board of First Give; as our 'young trustee' she will be responsible for providing strategic oversight to our budding Youth Advisory Group. Sophia is an alumnus of the programme.

Our Youth Advisory Group, established last year, continues to contribute to the governance of First Give. The group is currently made up of seven young people who are alumni of the First Give programme. The young leaders have met during the year to advise us on potential programme changes; to give us insights into the programme at their schools and to represent us at meetings across the sector.

Approved by order of the board of trustees on 9 February 2023 and signed on its behalf by:



.....
SCS Beecham - Trustee

Independent Examiner's Report to the Trustees of First Give

Independent examiner's report to the trustees of First Give ('the Charity')

I report to the charity trustees on my examination of the accounts of the Charity for the year ended 31 August 2022.

Responsibilities and basis of report

As the charity's trustees you are responsible for the preparation of the accounts. The charity's trustees consider that an audit is not required for this year (under section 144(2) of the charities Act 2011 ('the 2011 Act')) and that an independent examination is required. Since your charity's gross income exceeded £250,000 your examiner must be a member of a listed body. I can confirm that I am qualified to undertake the examination because I am a registered member of the Institute of Chartered Accountants in England and Wales which is one of the listed bodies.

It is my responsibility to:

- Examine the accounts under Section 145 of the 2011 Act
- To follow the procedures laid down in the General Directions given by the Charity Commission (under Section 145(5)(b) of the 2011 Act); and
- To state whether particular matters have come to my attention.

Independent examiner's statement

I have completed my examination. I confirm that no matters have come to my attention in connection with the examination giving me cause to believe:

(1) Which gives me reasonable cause to believe that, in any material respect, the requirements

- To keep accounting records in accordance with Section 130 of the 2011 Act; and
- To prepare accounts which accord with the accounting records and to comply with the accounting requirement of the 2011 Act.

Have not been met; or

(2) To which, in my opinion, attention should be drawn in order to enable a proper understanding of the accounts to be reached.



JFD McMillan
FCA
McMillan & Co LLP
Chartered Accountants

Date: 9 February 2023

First Give

Statement of Financial Activities for the year ended 31 August 2022

	Notes	Unrestricted fund £	Restricted fund £	2022 Total funds £	2021 Total funds £
INCOME AND ENDOWMENTS FROM					
Donations and legacies	3	340,050	292,653	632,703	558,805
Charitable activities	5				
Education		74,800	-	74,800	37,550
Investment income	4	<u>122</u>	<u>-</u>	<u>122</u>	<u>15</u>
Total		<u>414,972</u>	<u>292,653</u>	<u>707,625</u>	<u>596,370</u>
EXPENDITURE ON					
Charitable activities	6				
Education		517,962	286,848	804,810	564,149
Other		<u>2,774</u>	<u>-</u>	<u>2,774</u>	<u>1,890</u>
Total		<u>520,736</u>	<u>286,848</u>	<u>807,584</u>	<u>566,039</u>
NET INCOME/(EXPENDITURE)					
Transfers between funds	13	(105,764)	5,805	(99,959)	30,331
		<u>14,100</u>	<u>(14,100)</u>	<u>-</u>	<u>-</u>
Net movement in funds		(91,664)	(8,295)	(99,959)	30,331
RECONCILIATION OF FUNDS					
Total funds brought forward		<u>373,775</u>	<u>29,600</u>	<u>403,375</u>	<u>373,044</u>
TOTAL FUNDS CARRIED FORWARD		<u>282,111</u>	<u>21,305</u>	<u>303,416</u>	<u>403,375</u>


The notes form part of these financial statements

First Give

Balance Sheet 31 August 2022

	Notes	Unrestricted fund £	Restricted fund £	2022 Total funds £	2021 Total funds £
FIXED ASSETS					
Tangible assets	10	337	-	337	-
CURRENT ASSETS					
Debtors	11	2,584	-	2,584	2,348
Cash at bank		<u>321,760</u>	<u>21,305</u>	<u>343,065</u>	<u>438,733</u>
		324,344	21,305	345,649	441,081
CREDITORS					
Amounts falling due within one year	12	(42,570)	-	(42,570)	(37,706)
NET CURRENT ASSETS		<u>281,774</u>	<u>21,305</u>	<u>303,079</u>	<u>403,375</u>
TOTAL ASSETS LESS CURRENT LIABILITIES		<u>282,111</u>	<u>21,305</u>	<u>303,416</u>	<u>403,375</u>
NET ASSETS		<u>282,111</u>	<u>21,305</u>	<u>303,416</u>	<u>403,375</u>
FUNDS					
Unrestricted funds	13			282,111	373,775
Restricted funds				<u>21,305</u>	<u>29,600</u>
TOTAL FUNDS				<u>303,416</u>	<u>403,375</u>

The financial statements were approved by the Board of Trustees and authorised for issue on 9 February 2023 and were signed on its behalf by:



.....
SCS Beecham - Trustee

First Give

Cash Flow Statement for the year ended 31 August 2022

	Notes	2022 £	2021 £
Cash flows from operating activities			
Cash generated from operations	1	<u>(95,285)</u>	<u>2,191</u>
Net cash (used in)/provided by operating activities		<u>(95,285)</u>	<u>2,191</u>
Cash flows from investing activities			
Purchase of tangible fixed assets		(505)	-
Interest received		<u>122</u>	<u>15</u>
Net cash (used in)/provided by investing activities		<u>(383)</u>	<u>15</u>
Change in cash and cash equivalents in the reporting period			
		(95,668)	2,206
Cash and cash equivalents at the beginning of the reporting period		<u>438,733</u>	<u>436,527</u>
Cash and cash equivalents at the end of the reporting period		<u>343,065</u>	<u>438,733</u>

The notes form part of these financial statements

First Give

Notes to the Cash Flow Statement for the year ended 31 August 2022

1. RECONCILIATION OF NET (EXPENDITURE)/INCOME TO NET CASH FLOW FROM OPERATING ACTIVITIES

	2022 £	2021 £
Net (expenditure)/income for the reporting period (as per the Statement of Financial Activities)	(99,959)	30,331
Adjustments for:		
Depreciation charges	168	-
Interest received	(122)	(15)
(Increase)/decrease in debtors	(236)	1,941
Increase/(decrease) in creditors	<u>4,864</u>	<u>(30,066)</u>
Net cash (used in)/provided by operations	<u>(95,285)</u>	<u>2,191</u>

2. ANALYSIS OF CHANGES IN NET FUNDS

	At 1/9/21 £	Cash flow £	At 31/8/22 £
Net cash			
Cash at bank	<u>438,733</u>	<u>(95,668)</u>	<u>343,065</u>
	<u>438,733</u>	<u>(95,668)</u>	<u>343,065</u>
Total	<u>438,733</u>	<u>(95,668)</u>	<u>343,065</u>

First Give

Notes to the Financial Statements for the year ended 31 August 2022

1. GENERAL INFORMATION

The charity is a registered charity in England and Wales and is incorporated. The address of the principal office is Pears Hub, Haskell House, 152 West End Lane, London, NW6 1SD.

There are no material uncertainties about the charity's ability to continue as a going concern.

The presentational currency of the financial statements is the Pound Sterling (£). The amounts in the financial statements have been rounded to the nearest £1.

2. ACCOUNTING POLICIES

Basis of preparing the financial statements

The financial statements of the charity, which is a public benefit entity under FRS 102, have been prepared in accordance with the Charities SORP (FRS 102) 'Accounting and Reporting by Charities: Statement of Recommended Practice applicable to charities preparing their accounts in accordance with the Financial Reporting Standard applicable in the UK and Republic of Ireland (FRS 102) (effective 1 January 2019)', Financial Reporting Standard 102 'The Financial Reporting Standard applicable in the UK and Republic of Ireland' and the Companies Act 2006. The financial statements have been prepared under the historical cost convention.

Income

All income is recognised in the Statement of Financial Activities once the charity has entitlement to the funds, it is probable that the income will be received and the amount can be measured reliably.

Government grants

Government grants are accounted for under the accruals model. Where the grant is classed as revenue, it is recognised in income on a systematic basis over the periods in which the company recognises the related costs.

Expenditure

Liabilities are recognised as expenditure as soon as there is a legal or constructive obligation committing the charity to that expenditure, it is probable that a transfer of economic benefits will be required in settlement and the amount of the obligation can be measured reliably. Expenditure is accounted for on an accruals basis and has been classified under headings that aggregate all cost related to the category. Where costs cannot be directly attributed to particular headings they have been allocated to activities on a basis consistent with the use of resources.

Grants offered subject to conditions which have not been met at the year end date are noted as a commitment but not accrued as expenditure.

Tangible fixed assets

Depreciation is provided at the following annual rates in order to write off each asset over its estimated useful life.

Computer equipment - 33% on cost

Taxation

The charity is exempt from corporation tax on its charitable activities.

Fund accounting

Unrestricted funds can be used in accordance with the charitable objectives at the discretion of the trustees.

Restricted funds can only be used for particular restricted purposes within the objects of the charity. Restrictions arise when specified by the donor or when funds are raised for particular restricted purposes.

Further explanation of the nature and purpose of each fund is included in the notes to the financial statements.

First Give

Notes to the Financial Statements - continued for the year ended 31 August 2022

2. ACCOUNTING POLICIES - continued

Pension costs and other post-retirement benefits

The charitable company operates a defined contribution pension scheme. Contributions payable to the charitable company's pension scheme are charged to the Statement of Financial Activities in the period to which they relate.

Financial Instruments

Financial instruments are recognised when the company becomes party to the contractual provisions of the instrument. Basic financial assets, which include debtors, prepayments and bank balances, are initially measured at transaction price and are subsequently carried at cost unless the arrangement indicates otherwise and then the asset is measured at the present value of the future receipts discounted at a market rate of interest. Basic financial liabilities, which include creditors, accruals, bank loans and group borrowings, are initially recognised at transaction price and are subsequently carried at cost unless the arrangement indicates otherwise and then the liability is measured at the present value of the future obligations discounted at a market rate of interest.

3. DONATIONS AND LEGACIES

	2022	2021
	£	£
Donations	632,703	547,739
Gift aid	-	2,480
CJRS grants	-	8,586
	<u>632,703</u>	<u>558,805</u>

Donations during the period were received from the following:

	Restricted	Unrestricted	2022	2021
	£	£	£	£
Anonymous Donors	-	5,050	5,050	-
A Winton	-	10,000	10,000	7,670
B Winton	-	-	-	120
Garfield Weston Foundation	-	25,000	25,000	15,000
Jack Petchey Foundation	130,630	-	130,630	66,000
Jeffrey Craig	-	-	-	100
John Stares	-	-	-	5,000
Lansdowne Partners	-	25,000	25,000	25,000
Michael & Betty Little Foundation	-	25,000	25,000	25,000
Nicholson McBride	-	-	-	250
Paypal Foundation	-	-	-	603
Standard Life Aberdeen	15,000	-	15,000	-
The Big Give Christmas Campaign	-	-	-	13,101
The Buffini Chao Foundation	22,120	-	22,120	31,600
The Drapers Charitable Fund	14,140	-	14,140	-
The Dulverton Trust	30,000	-	30,000	40,000
The Edward Cadbury Charitable Trust	3,000	-	3,000	-
The Lower Green Foundation	-	50,000	50,000	50,000
The Pears Family Charitable Foundation	-	200,000	200,000	200,050
The Rank Foundation	39,363	-	39,363	69,045
Town Centre Securities	20,000	-	20,000	(7,000)
William A Cadbury Charitable Trust	13,000	-	13,000	-
Wixamtree Trust	5,400	-	5,400	6,200
	<u>292,653</u>	<u>340,050</u>	<u>632,703</u>	<u>547,739</u>

First Give

Notes to the Financial Statements - continued for the year ended 31 August 2022

4. INVESTMENT INCOME

	2022	2021
	£	£
Deposit account interest	<u>122</u>	<u>15</u>

5. INCOME FROM CHARITABLE ACTIVITIES

	2022	2021
	£	£
Schools	<u>74,800</u>	<u>37,550</u>
Activity Education		

6. CHARITABLE ACTIVITIES COSTS

	Direct Costs	Grant funding of activities	Totals
	£	£	£
Education	<u>620,810</u>	<u>184,000</u>	<u>804,810</u>

7. NET INCOME/(EXPENDITURE)

Net income/(expenditure) is stated after charging/(crediting):

	2022	2021
	£	£
Independent examination	1,200	1,134
Depreciation - owned assets	<u>168</u>	<u>-</u>

8. TRUSTEES' REMUNERATION AND BENEFITS

There were no trustees' remuneration or other benefits for the year ended 31 August 2022 nor for the year ended 31 August 2021.

Trustees' expenses

During the year trustees' expenses were paid totalling £90 (2021; £Nil) relating to travel expenses.

9. STAFF COSTS

	2022	2021
	£	£
Wages and salaries	320,574	266,345
Social security costs	30,962	24,166
Other pension costs	<u>16,024</u>	<u>13,476</u>
	<u>367,560</u>	<u>303,987</u>

The average monthly number of employees during the year was as follows:

	2022	2021
Staff	<u>9</u>	<u>7</u>

First Give

Notes to the Financial Statements - continued for the year ended 31 August 2022

9. STAFF COSTS - continued

The number of employees whose employee benefits (excluding employer pension costs) exceeded £60,000 was:

	2022	2021
£60,001 - £70,000	<u>1</u>	<u>-</u>

10. TANGIBLE FIXED ASSETS

	Computer equipment £
COST	
At 1 September 2021	2,484
Additions	<u>505</u>
At 31 August 2022	<u>2,989</u>
DEPRECIATION	
At 1 September 2021	2,484
Charge for year	<u>168</u>
At 31 August 2022	<u>2,652</u>
NET BOOK VALUE	
At 31 August 2022	<u>337</u>
At 31 August 2021	<u>-</u>

11. DEBTORS: AMOUNTS FALLING DUE WITHIN ONE YEAR

	2022	2021
	£	£
Prepayments and accrued income	<u>2,584</u>	<u>2,348</u>

12. CREDITORS: AMOUNTS FALLING DUE WITHIN ONE YEAR

	2022	2021
	£	£
Trade creditors	1,050	18,832
Social security and other taxes	8,892	7,665
Accruals and deferred income	<u>32,628</u>	<u>11,209</u>
	<u>42,570</u>	<u>37,706</u>

First Give

Notes to the Financial Statements - continued for the year ended 31 August 2022

13. MOVEMENT IN FUNDS

	At 1/9/21 £	Net movement in funds £	Transfers between funds £	At 31/8/22 £
Unrestricted funds				
General fund	373,775	(105,764)	14,100	282,111
Restricted funds				
Schools	29,600	5,805	(14,100)	21,305
TOTAL FUNDS	<u>403,375</u>	<u>(99,959)</u>	<u>-</u>	<u>303,416</u>

Net movement in funds, included in the above are as follows:

	Incoming resources £	Resources expended £	Movement in funds £
Unrestricted funds			
General fund	414,972	(520,736)	(105,764)
Restricted funds			
Schools	292,653	(286,848)	5,805
TOTAL FUNDS	<u>707,625</u>	<u>(807,584)</u>	<u>(99,959)</u>

Comparatives for movement in funds

	At 1/9/20 £	Net movement in funds £	Transfers between funds £	At 31/8/21 £
Unrestricted funds				
General fund	328,444	(4,969)	50,300	373,775
Restricted funds				
Schools	44,600	35,300	(50,300)	29,600
TOTAL FUNDS	<u>373,044</u>	<u>30,331</u>	<u>-</u>	<u>403,375</u>

First Give

Notes to the Financial Statements - continued for the year ended 31 August 2022

13. MOVEMENT IN FUNDS - continued

Comparative net movement in funds, included in the above are as follows:

	Incoming resources £	Resources expended £	Movement in funds £
Unrestricted funds			
General fund	392,525	(397,494)	(4,969)
Restricted funds			
Schools	203,845	(168,545)	35,300
TOTAL FUNDS	<u>596,370</u>	<u>(566,039)</u>	<u>30,331</u>

Restricted funds were used to fund the First Give programme in either certain named schools or schools in a named region or for specific projects, such as specific staff roles.

Transfers between funds

During the year ended 31st August 2022, some donors de-restricted income originally donated with specific charitable purposes in order to assist First Give manage the consequences of the Covid 19 pandemic. These de-restrictions are presented in the financial statements as a transfer from restricted to unrestricted funds of £14,100 from The Buffini Chao Foundation.

14. RELATED PARTY DISCLOSURES

There were no related party transactions for the year ended 31 August 2022 or for the year ended 31 August 2021.

First Give

Detailed Statement of Financial Activities for the year ended 31 August 2022

	2022 £	2021 £
INCOME AND ENDOWMENTS		
Donations and legacies		
Donations	632,703	547,739
Gift aid	-	2,480
CJRS grants	-	8,586
	<u>632,703</u>	<u>558,805</u>
Investment Income		
Deposit account interest	122	15
Charitable activities		
Schools	<u>74,800</u>	<u>37,550</u>
Total Incoming resources	707,625	596,370
EXPENDITURE		
Charitable activities		
Salaries	320,574	266,345
Social security	30,962	24,166
Pensions	16,024	13,476
Programme development	196,634	106,844
First Give awards	641	-
Office costs	55,807	66,318
Computer equipment	168	-
Grants to institutions	<u>184,000</u>	<u>87,000</u>
	804,810	564,149
Support costs		
Finance		
Bank charges	1,574	756
Governance costs		
Independent examination	<u>1,200</u>	<u>1,134</u>
Total resources expended	807,584	566,039
Net (expenditure)/income	<u>(99,959)</u>	<u>30,331</u>

This page does not form part of the statutory financial statements

FIRST GIVE

England & Wales - Charity number 1156416

Accounts

First Give
Report of the Trustees and
Unaudited Financial Statements
for the Year Ended 31 August 2021

McMillan & Co LLP
Chartered Accountants
28 Eaton Avenue
Matrix Office Park
Buckshaw Village
Chorley
Lancashire
PR7 7NA

First Give

Contents of the Financial Statements for the year ended 31 August 2021

	Page
Reference and Administrative Details	1
Report of the Trustees	2 to 4
Independent Examiner's Report	5
Statement of Financial Activities	6
Balance Sheet	7
Cash Flow Statement	8
Notes to the Cash Flow Statement	9
Notes to the Financial Statements	10 to 16
Detailed Statement of Financial Activities	17

First Give

Reference and Administrative Details for the year ended 31 August 2021

TRUSTEES	SCS Beecham BVNK Kohner (resigned 19/11/2020) S Mandelbaum R Cramer LS Stokes (resigned 24/9/2021) B Frankfurt MF Durham (appointed 12/5/2021) VV Hariharan (appointed 12/5/2021) J J Langley (appointed 13/1/2022)
REGISTERED OFFICE	Pears Hub Haskell House 152 West End Lane London NW6 1SD
REGISTERED CHARITY NUMBER	1156416
INDEPENDENT EXAMINER	McMillan & Co LLP Chartered Accountants 28 Eaton Avenue Matrix Office Park Buckshaw Village Chorley Lancashire PR7 7NA

First Give

Report of the Trustees for the year ended 31 August 2021

The trustees who are also directors of the charity for the purposes of the Companies Act 2006, present their report with the financial statements of the charity for the year ended 31 August 2021. The trustees have adopted the provisions of Accounting and Reporting by Charities: Statement of Recommended Practice applicable to charities preparing their accounts in accordance with the Financial Reporting Standard applicable in the UK and Republic of Ireland (FRS 102) (effective 1 January 2019).

OBJECTIVES AND ACTIVITIES

Objectives and aims

The objects of the charity are:

- (i) To advance education, in particular in philanthropy;
- (ii) To promote the efficiency, effectiveness and utility of charities and charitable resources; and
- (iii) To encourage the participation of young people in society by developing their skills, capacities and capabilities, in particular by acting as a resource for young people by making available grants, advice and assistance, and facilitating philanthropy projects for young people in England and Wales.

The trustees confirm that they have referred to the guidance contained in the Charity Commission's general guidance on public benefit when reviewing the charity's aims and objectives.

First Give's main charitable activity is the running of a secondary school programme that engages students with their communities and inspires them to carry out social action projects (for example raising awareness or fundraising) in support of local charities while developing key professional skills. Charitable grants are made to charities local to the participating schools and chosen via the final competition.

First Give does not accept speculative grant applications.

How the programme works:

Through eight hour long lessons and a final competition to choose a winner:

1. Students learn about social issues and identify problems in their communities.
2. Each class of students selects one charity to represent and meets with them to learn about their work.
3. Classes develop social action plans to support their charity and deliver them outside of lessons.
4. Students create presentations about their charity and the social action they have done. They select one group to represent their class at the school final.
5. At the School Final event, the class considered to have engaged the best with the social action and presentation elements are awarded a grant of £1,000 for their charity.

A comprehensive and easy to navigate web site has been developed with all of our resources available at www.firstgive.co.uk.

First Give

Report of the Trustees for the year ended 31 August 2021

ACHIEVEMENT AND PERFORMANCE

Charitable activities

In September 2020, schools reopened to all students having been closed since March 2020 due to the Covid-19 pandemic and First Give began re-delivering its core programme to around 160 partner schools across England and Wales. Throughout the Autumn Term, the charity were able to continue working with schools by providing a dual-offer: one in which in-person sessions with students carried on as normal, and one in which video and tech were used to provide remote alternatives. The charity successfully participated in the Big Give Christmas Challenge in December 2020, hitting its £10,000 fundraising target well before deadline.

The January 2021 lockdown once again posed a significant challenge to First Give and its core purpose. The charity continued to support and liaise with teachers, providing remote-appropriate lesson content, and re-launching its mini-programme: 'First Give: Helping from Home', which encouraged young people to take action to support charities and their communities during lockdown. Some of the best examples of social action were featured in the local and national press in Wales and Yorkshire, including on Carole Vorderman's show on BBC Radio Wales.

When schools reopened in early-mid March 2021, First Give continued to provide its dual offer and in the end worked with 88 schools across England and Wales, impacting around 16,700 young people and donating £88,000 to local charities.

We surveyed a representative sample of students and teachers who participated on the programme.

82% of students surveyed at the end of First Give reported high confidence in at least one of the First Give key skill areas

68% of students surveyed at the end of First Give reported high awareness of how social issues affect their community

94% of teachers rated First Give as moderately or very successful at igniting a spark of social conscience

85% of students surveyed at the end of First Give said they may or will do more social action in the future

84% of students surveyed at the end of First Give understood what social action is compared to 35% at the beginning (up 49%)

FINANCIAL REVIEW

The generosity and flexibility shown by First Give's major donors, augmented with strong financial management throughout the year, means that the charity's financial position remains strong despite the disruption caused by the Covid-19 pandemic. First Give held unrestricted reserves of £373,775 and cash at bank of £438,733 as at 31st August 2021. The trustees have therefore prepared these financial statements on a going concern basis.

FUTURE PLANS

First Give completed a strategic review in Spring 2021 and approved its three year Business Plan in November 2021'. The plan outlines the path to doubling the number of programmes over the next three years.

In addition, the charity will explore additional programme pilots in 2022 and 2023, in order to start to build a 'giving journey' which could reach primary school-aged children and sixth form students. The charity will also explore a 'follow-up' intervention to embed the messages of the core programme in secondary school students. Two pilots (follow up intervention and primary) are due to be run in Spring/Summer 2022.

First Give

Report of the Trustees for the year ended 31 August 2021

STRUCTURE, GOVERNANCE AND MANAGEMENT

Governing document

First Give is a Charitable Incorporated Organisation (CIO) registered in England and Wales. The CIO (registered charity number 1156416) was established by CIO constitution on 27 March 2014.

The charity is overseen by its Board of Trustees to deliver a philanthropy and social action education programme to entire year groups of secondary school students. The programme encourages advocacy for local charities in a school competition resulting in grants being awarded to the charities of the winning teams in each school.

The Trustees meet regularly to review and exchange expenditure for 'finances', set priorities and review progress against the strategic goals.

Despite the challenges posed by covid, restrictions and lockdown, First Give was able to work to engage more schools for the academic year 2021/2022 than it ever has before and grew its central staff team, through the creation of the Partnerships and Communications Team.

First Give also developed its governance structures, welcoming two new trustees in May 2021. It also launched its first ever Youth Advisory Group in January 2021 as part of its strategy to put young people at the heart of its decision-making. This first cohort is working with the central team to help co-design the Advisory Group experience for future cohorts of young people, to ensure that the experience is as meaningful as possible for both young people and First Give.

Approved by order of the Board of Trustees on 3 March 2022 and signed on its behalf by:



SCS Beecham - Trustee

Independent Examiner's Report to the Trustees of First Give

Independent examiner's report to the trustees of First Give ('the Charity')

I report to the charity trustees on my examination of the accounts of the Charity for the year ended 31 August 2021.

Responsibilities and basis of report

As the charity's trustees you are responsible for the preparation of the accounts. The charity's trustees consider that an audit is not required for this year (under section 144(2) of the charities Act 2011 ('the 2011 Act')) and that an independent examination is required. Since your charity's gross income exceeded £250,000 your examiner must be a member of a listed body. I can confirm that I am qualified to undertake the examination because I am a registered member of the Institute of Chartered Accountants in England and Wales which is one of the listed bodies.

It is my responsibility to:

- Examine the accounts under Section 145 of the 2011 Act
- To follow the procedures laid down in the General Directions given by the Charity Commission (under Section 145(5)(b) of the 2011 Act); and

To state whether particular matters have come to my attention.

Independent examiner's statement

I have completed my examination. I confirm that no matters have come to my attention in connection with the examination giving me cause to believe:

(1) Which gives me reasonable cause to believe that, in any material respect, the requirements

- To keep accounting records in accordance with Section 130 of the 2011 Act; and
- To prepare accounts which accord with the accounting records and to comply with the accounting requirement of the 2011 Act.

Have not been met; or

(2) To which, in my opinion, attention should be drawn in order to enable a proper understanding of the accounts to be reached.



JFD McMillan FCA
McMillan & Co LLP
Chartered Accountants

3 March 2022

First Give

Statement of Financial Activities for the year ended 31 August 2021

	Notes	Unrestricted fund £	Restricted fund £	2021 Total funds £	2020 Total funds as restated £
INCOME AND ENDOWMENTS FROM					
Donations and legacies	3	354,960	203,845	558,805	496,192
Charitable activities	5				
Education		37,550	-	37,550	48,900
Investment income	4	<u>15</u>	<u>-</u>	<u>15</u>	<u>56</u>
Total		392,525	203,845	596,370	545,148
EXPENDITURE ON					
Charitable activities	6				
Education		395,604	168,545	564,149	450,144
Other		<u>1,890</u>	<u>-</u>	<u>1,890</u>	<u>1,274</u>
Total		397,494	168,545	566,039	451,418
NET INCOME/(EXPENDITURE)		(4,969)	35,300	30,331	93,730
Transfers between funds	14	<u>50,300</u>	<u>(50,300)</u>	<u>-</u>	<u>-</u>
Net movement in funds		45,331	(15,000)	30,331	93,730
RECONCILIATION OF FUNDS					
Total funds brought forward		<u>328,444</u>	<u>44,600</u>	<u>373,044</u>	<u>279,314</u>
TOTAL FUNDS CARRIED FORWARD		<u>373,775</u>	<u>29,600</u>	<u>403,375</u>	<u>373,044</u>

The notes form part of these financial statements

First Give

Balance Sheet 31 August 2021

	Notes	Unrestricted fund £	Restricted fund £	2021 Total funds £	2020 Total funds as restated £
CURRENT ASSETS					
Debtors	12	2,348	-	2,348	4,289
Cash at bank		<u>409,133</u>	<u>29,600</u>	<u>438,733</u>	<u>436,527</u>
		411,481	29,600	441,081	440,816
CREDITORS					
Amounts falling due within one year	13	<u>(37,706)</u>	-	<u>(37,706)</u>	<u>(67,772)</u>
NET CURRENT ASSETS		<u>373,775</u>	<u>29,600</u>	<u>403,375</u>	<u>373,044</u>
TOTAL ASSETS LESS CURRENT LIABILITIES		<u>373,775</u>	<u>29,600</u>	<u>403,375</u>	<u>373,044</u>
NET ASSETS		<u>373,775</u>	<u>29,600</u>	<u>403,375</u>	<u>373,044</u>
FUNDS	14				
Unrestricted funds				373,775	328,444
Restricted funds				<u>29,600</u>	<u>44,600</u>
TOTAL FUNDS				<u>403,375</u>	<u>373,044</u>

The financial statements were approved by the Board of Trustees and authorised for issue on 3 March 2022 and were signed on its behalf by:



SCS Beecham - Trustee

The notes form part of these financial statements

First Give

Cash Flow Statement for the year ended 31 August 2021

	Notes	2021 £	2020 as restated £
Cash flows from operating activities			
Cash generated from operations	1	<u>2,191</u>	<u>230,495</u>
Net cash provided by operating activities		<u>2,191</u>	<u>230,495</u>
Cash flows from investing activities			
Interest received		<u>15</u>	<u>56</u>
Net cash provided by investing activities		<u>15</u>	<u>56</u>
		<hr/>	<hr/>
Change in cash and cash equivalents in the reporting period		2,206	230,551
Cash and cash equivalents at the beginning of the reporting period		<u>436,527</u>	<u>205,976</u>
Cash and cash equivalents at the end of the reporting period		<u><u>438,733</u></u>	<u><u>436,527</u></u>

The notes form part of these financial statements

First Give

Notes to the Cash Flow Statement for the year ended 31 August 2021

1. RECONCILIATION OF NET INCOME TO NET CASH FLOW FROM OPERATING ACTIVITIES

	2021	2020 as restated
	£	£
Net income for the reporting period (as per the Statement of Financial Activities)	30,331	93,730
Adjustments for:		
Depreciation charges	-	399
Interest received	(15)	(56)
Decrease in debtors	1,941	130,592
(Decrease)/increase in creditors	<u>(30,066)</u>	<u>5,830</u>
Net cash provided by operations	<u>2,191</u>	<u>230,495</u>

2. ANALYSIS OF CHANGES IN NET FUNDS

	At 1/9/20	Cash flow	At 31/8/21
	£	£	£
Net cash			
Cash at bank	<u>436,527</u>	<u>2,206</u>	<u>438,733</u>
	<u>436,527</u>	<u>2,206</u>	<u>438,733</u>
Total	<u>436,527</u>	<u>2,206</u>	<u>438,733</u>

First Give

Notes to the Financial Statements for the year ended 31 August 2021

1. GENERAL INFORMATION

The charity is a registered charity in England and Wales and is incorporated. The address of the principal office is Pears Hub, Haskell House, 152 West End Lane, London, NW6 1SD.

There are no material uncertainties about the charity's ability to continue.

The presentational currency of the financial statements is the Pound Sterling (£).

The amounts in the financial statements have been rounded to the nearest £1.

2. ACCOUNTING POLICIES

Basis of preparing the financial statements

The financial statements of the charitable company, which is a public benefit entity under FRS 102, have been prepared in accordance with the Charities SORP (FRS 102) 'Accounting and Reporting by Charities: Statement of Recommended Practice applicable to charities preparing their accounts in accordance with the Financial Reporting Standard applicable in the UK and Republic of Ireland (FRS 102) (effective 1 January 2019)', Financial Reporting Standard 102 'The Financial Reporting Standard applicable in the UK and Republic of Ireland' and the Companies Act 2006. The financial statements have been prepared under the historical cost convention.

Income

All income is recognised in the Statement of Financial Activities once the charity has entitlement to the funds, it is probable that the income will be received and the amount can be measured reliably.

Government grants

Government grants are accounted for under the accruals model. Where the grant is classed as revenue, it is recognised in income on a systematic basis over the periods in which the company recognises the related costs.

Expenditure

Liabilities are recognised as expenditure as soon as there is a legal or constructive obligation committing the charity to that expenditure, it is probable that a transfer of economic benefits will be required in settlement and the amount of the obligation can be measured reliably. Expenditure is accounted for on an accruals basis and has been classified under headings that aggregate all cost related to the category. Where costs cannot be directly attributed to particular headings they have been allocated to activities on a basis consistent with the use of resources.

Grants offered subject to conditions which have not been met at the year end date are noted as a commitment but not accrued as expenditure.

Tangible fixed assets

Depreciation is provided at the following annual rates in order to write off each asset over its estimated useful life.

Computer equipment - 33% on cost

Taxation

The charity is exempt from corporation tax on its charitable activities.

Fund accounting

Unrestricted funds can be used in accordance with the charitable objectives at the discretion of the trustees.

Restricted funds can only be used for particular restricted purposes within the objects of the charity. Restrictions arise when specified by the donor or when funds are raised for particular restricted purposes.

Further explanation of the nature and purpose of each fund is included in the notes to the financial statements.

First Give

Notes to the Financial Statements - continued for the year ended 31 August 2021

2. ACCOUNTING POLICIES - continued

Pension costs and other post-retirement benefits

The charitable company operates a defined contribution pension scheme. Contributions payable to the charitable company's pension scheme are charged to the Statement of Financial Activities in the period to which they relate.

Financial Instruments

Financial instruments are recognised when the company becomes party to the contractual provisions of the instrument. Basic financial assets, which include debtors, prepayments and bank balances, are initially measured at transaction price and are subsequently carried at cost unless the arrangement indicates otherwise and then the asset is measured at the present value of the future receipts discounted at a market rate of interest. Basic financial liabilities, which include creditors, accruals, bank loans and group borrowings, are initially recognised at transaction price and are subsequently carried at cost unless the arrangement indicates otherwise and then the liability is measured at the present value of the future obligations discounted at a market rate of interest.

3. DONATIONS AND LEGACIES

	2021	2020
	£	as restated £
Donations	547,739	470,775
Gift aid	2,480	-
CJRS grants	8,586	25,417
	<u>558,805</u>	<u>496,192</u>

Donations during the period were received from the following:

	Restricted	Unrestricted	2021	2020
	£	£	£	£
A Winton	-	7,670	7,670	-
B Winton	-	120	120	-
Garfield Weston Foundation	-	15,000	15,000	-
Jack Petchey Foundation	80,000	(14,000)	66,000	52,975
Jeffrey Craig	-	100	100	-
John Stares	-	5,000	5,000	10,000
Lansdowne Partners	-	25,000	25,000	50,000
Lord Graham Kirkham	-	-	-	15,000
Michael & Betty Little Foundation	-	25,000	25,000	25,000
Nicholson McBride	-	250	250	-
Paypal Foundation	-	603	603	-
Safestead Ltd	-	-	-	1,000
Standard Life Aberdeen	-	-	-	15,000
The Big Give Christmas Campaign	-	13,101	13,101	-
The Buffini Chao Foundation	31,600	-	31,600	16,800
The Dulverton Trust	40,000	-	40,000	30,000
The Lower Green Foundation	-	50,000	50,000	-
The Pears Family Charitable Foundation	-	200,050	200,050	200,000
The Rank Foundation	59,045	10,000	69,045	30,000
Town Centre Securities	(13,000)	6,000	(7,000)	20,000
Wixamtree Trust	6,200	-	6,200	5,000
	<u>203,845</u>	<u>343,894</u>	<u>547,739</u>	<u>470,775</u>

First Give

Notes to the Financial Statements - continued for the year ended 31 August 2021

4. INVESTMENT INCOME

	2021	2020 as restated
	£	£
Deposit account interest	<u>15</u>	<u>56</u>

5. INCOME FROM CHARITABLE ACTIVITIES

		2021	2020 as restated
	Activity	£	£
Schools	Education	<u>37,550</u>	<u>48,900</u>

6. CHARITABLE ACTIVITIES COSTS

	Direct Costs £	Grant funding of activities £	Totals £
Education	<u>477,149</u>	<u>87,000</u>	<u>564,149</u>

7. NET INCOME/(EXPENDITURE)

Net income/(expenditure) is stated after charging/(crediting):

	2021	2020 as restated
	£	£
Independent examination	1,134	1,254
Depreciation - owned assets	<u>-</u>	<u>399</u>

8. TRUSTEES' REMUNERATION AND BENEFITS

There were no trustees' remuneration or other benefits for the year ended 31 August 2021 nor for the year ended 31 August 2020.

Trustees' expenses

There were no trustees' expenses paid for the year ended 31 August 2021 nor for the year ended 31 August 2020.

9. STAFF COSTS

	2021	2020 as restated
	£	£
Wages and salaries	266,345	239,630
Social security costs	24,166	20,762
Other pension costs	<u>13,476</u>	<u>11,873</u>
	<u>303,987</u>	<u>272,265</u>

The average monthly number of employees during the year was as follows:

	2021	2020 as restated
Staff	<u>7</u>	<u>7</u>

First Give

Notes to the Financial Statements - continued for the year ended 31 August 2021

9. STAFF COSTS - continued

No employees received emoluments in excess of £60,000.

10. PRIOR YEAR ADJUSTMENT

As part of the developing governance processes, the charity has reviewed the way in which it reports its restricted and unrestricted funds and we have restated the prior year figures as reflected in the accounts.

11. TANGIBLE FIXED ASSETS

	Computer equipment £
COST	
At 1 September 2020 and 31 August 2021	<u>2,484</u>
DEPRECIATION	
At 1 September 2020 and 31 August 2021	<u>2,484</u>
NET BOOK VALUE	
At 31 August 2021	<u>-</u>
At 31 August 2020	<u>-</u>

12. DEBTORS: AMOUNTS FALLING DUE WITHIN ONE YEAR

	2021	2020 as restated
	£	£
Prepayments and accrued income	<u>2,348</u>	<u>4,289</u>

13. CREDITORS: AMOUNTS FALLING DUE WITHIN ONE YEAR

	2021	2020 as restated
	£	£
Trade creditors	18,832	15,282
Social security and other taxes	7,665	12,048
Accruals and deferred income	<u>11,209</u>	<u>40,442</u>
	<u>37,706</u>	<u>67,772</u>

First Give

Notes to the Financial Statements - continued for the year ended 31 August 2021

14. MOVEMENT IN FUNDS

	At 1/9/20 £	Net movement in funds £	Transfers between funds £	At 31/8/21 £
Unrestricted funds				
General fund	328,444	(4,969)	50,300	373,775
Restricted funds				
Schools	44,600	35,300	(50,300)	29,600
TOTAL FUNDS	<u>373,044</u>	<u>30,331</u>	<u>-</u>	<u>403,375</u>

Net movement in funds, included in the above are as follows:

	Incoming resources £	Resources expended £	Movement in funds £
Unrestricted funds			
General fund	392,525	(397,494)	(4,969)
Restricted funds			
Schools	203,845	(168,545)	35,300
TOTAL FUNDS	<u>596,370</u>	<u>(566,039)</u>	<u>30,331</u>

Comparatives for movement in funds

	At 1/9/19 £	Net movement in funds £	At 31/8/20 £
Unrestricted funds			
General fund	279,314	49,130	328,444
Restricted funds			
Schools	-	44,600	44,600
TOTAL FUNDS	<u>279,314</u>	<u>93,730</u>	<u>373,044</u>

First Give

Notes to the Financial Statements - continued for the year ended 31 August 2021

14. MOVEMENT IN FUNDS - continued

Comparative net movement in funds, included in the above are as follows:

	Incoming resources £	Resources expended £	Movement in funds £
Unrestricted funds			
General fund	308,348	(259,218)	49,130
Restricted funds			
Schools	236,800	(192,200)	44,600
TOTAL FUNDS	<u>545,148</u>	<u>(451,418)</u>	<u>93,730</u>

A current year 12 months and prior year 12 months combined position is as follows:

	At 1/9/19 £	Net movement in funds £	Transfers between funds £	At 31/8/21 £
Unrestricted funds				
General fund	279,314	44,161	50,300	373,775
Restricted funds				
Schools	-	79,900	(50,300)	29,600
TOTAL FUNDS	<u>279,314</u>	<u>124,061</u>	<u>-</u>	<u>403,375</u>

A current year 12 months and prior year 12 months combined net movement in funds, included in the above are as follows:

	Incoming resources £	Resources expended £	Movement in funds £
Unrestricted funds			
General fund	700,873	(656,712)	44,161
Restricted funds			
Schools	440,645	(360,745)	79,900
TOTAL FUNDS	<u>1,141,518</u>	<u>(1,017,457)</u>	<u>124,061</u>

Restricted funds were used to fund the First Give programme in either certain named schools or schools in a named region or for specific projects, such as specific staff roles.

Transfers between funds

During the year ended 31st August 2021, some donors de-restricted income originally donated with specific charitable purposes in order to assist First Give manage the consequences of the Covid 19 pandemic. These de-restrictions are presented in the financial statements as a transfer from restricted to unrestricted funds of £50,300.

First Give

Notes to the Financial Statements - continued for the year ended 31 August 2021

15. RELATED PARTY DISCLOSURES

There were no related party transactions for the year ended 31 August 2021 or for the year ended 31 August 2020.

First Give

Detailed Statement of Financial Activities for the year ended 31 August 2021

	2021 £	2020 as restated £
INCOME AND ENDOWMENTS		
Donations and legacies		
Donations	547,739	470,775
Gift aid	2,480	-
CJRS grants	<u>8,586</u>	<u>25,417</u>
	558,805	496,192
Investment Income		
Deposit account interest	15	56
Charitable activities		
Schools	<u>37,550</u>	<u>48,900</u>
Total incoming resources	596,370	545,148
EXPENDITURE		
Charitable activities		
Salaries	266,345	239,630
Social security	24,166	20,762
Pensions	13,476	11,873
Programme delivery and development	106,844	71,656
First Give awards	-	18,210
Office costs	66,318	45,614
Computer equipment	-	399
Grants to institutions	<u>87,000</u>	<u>42,000</u>
	564,149	450,144
Support costs		
Finance		
Bank charges	756	20
Governance costs		
Independent examination	<u>1,134</u>	<u>1,254</u>
Total resources expended	566,039	451,418
Net income	<u>30,331</u>	<u>93,730</u>

This page does not form part of the statutory financial statements