

# TENBURY NILS SCHEME

England & Wales · Charity number 1151036

## Details

---

Other names	TENBURY NO INTEREST LOAN SCHEME
Status	Registered
Legal form	Other
Registered	2013-03-01
Register	<a href="#">View on the Charity Commission register</a>

## Contact

---

**Address** C/o DHJH Tenbury Wells Llp  
81 Teme Street  
Tenbury Wells  
Worcestershire  
WR15 8AE

**Phone** 07949 443641

**Email** [enquiries@nils.org.uk](mailto:enquiries@nils.org.uk)

**Website** [www.nils.org.uk](http://www.nils.org.uk)

## Activities

---

**Objects:** TO PROVIDE NO INTEREST LOANS AND GRANTS TO PEOPLE LIVING IN THE TOWN OF TENBURY WELLS AND IN THE SURROUNDING AREA WHO ARE ASSESSED IN ACCORDANCE WITH CRITERIA SET BY THE TRUSTEES TO BE IN ACUTE FINANCIAL NEED.

**Activities:** The Tenbury NILS (No Interest Loan Scheme) is a project which seeks to assist the most disadvantaged and vulnerable people living in our community. It offers interest free loans to people who would otherwise not be able to access commercial credit, for reasons of unemployment, benefit recipients or people who are in receipt of a low income.

## Classification

---

- **How:** Makes Grants To Individuals, Provides Other Finance, Other Charitable Activities
- **What:** General Charitable Purposes, Education/training, The Prevention Or Relief Of Poverty, Other Charitable Purposes
- **Who:** Children/young People, Elderly/old People, People With Disabilities, Other Defined Groups

## Geography

- Herefordshire
- Shropshire
- Worcestershire

## Finances

Period end	Income	Expenditure	Assets	Employees
2025-03-31	£234,921	£169,954	-	-
2024-03-31	£181,382	£203,166	-	-
2023-03-31	£125,521	£185,196	-	-
2022-03-31	£291,959	£84,860	-	-
2021-03-31	£112,532	£82,622	-	-

## Trustees

Name	Role	Appointed
David Stevens	Chair	2022-05-09
Gary Timlin		2024-06-13
Rev Mark John Inglis		2021-03-01
Susan Harrison-Stone		2022-05-17

**TENBURY NILS SCHEME**

England & Wales - Charity number 1151036

---

# Accounts

---

REGISTERED CHARITY NUMBER: 1151036

**Report of the Trustees and  
Unaudited Financial Statements  
for the Year Ended 31 March 2025  
for  
Tenbury NLS Scheme**

Streets Dyke Ruscoe Ltd  
110 Corve Street  
Ludlow  
SHROPSHIRE  
SY8 1DJ

## Tenbury NLS Scheme

### Contents of the Financial Statements for the Year Ended 31 March 2025

	<b>Page</b>
<b>Report of the Trustees</b>	1 to 4
<b>Independent Examiner's Report</b>	5
<b>Statement of Financial Activities</b>	6
<b>Balance Sheet</b>	7
<b>Notes to the Financial Statements</b>	8 to 13
<b>Detailed Statement of Financial Activities</b>	14

## **Tenbury NILS Scheme**

### **Report of the Trustees for the Year Ended 31 March 2025**

The trustees present their report with the financial statements of the charity for the year ended 31 March 2025. The trustees have adopted the provisions of Accounting and Reporting by Charities: Statement of Recommended Practice applicable to charities preparing their accounts in accordance with the Financial Reporting Standard applicable in the UK and Republic of Ireland (FRS 102) (effective 1 January 2019).

#### **OBJECTIVES AND ACTIVITIES**

##### **Objectives and aims**

The Trustees have considered the Charity Commission's public benefit guidance when reviewing aims, planning activities, and setting grant policies. The Charity provides one-off grants of up to £500 for essential living needs, emergency removals, and travel; grants over £500 are available at the Board's discretion.

The Trustees are pleased that the achievements and performance of the Charity demonstrate the continuing delivery of public benefit.

##### **Public benefit**

The trustees consider the charity to be a public benefit entity.

#### **FINANCIAL REVIEW**

##### **Principal funding sources**

The 2024 - 2025 year commenced with the Charity in good financial health with funding from regular partners.

Charitable funding continued to be secured, and NILS was successful in obtaining several grants. This enabled the ongoing provision of essential support to individuals in need.

The greatest challenge, however, continues to be securing funds to support the charity's running costs which, along with the number of clients to whom the team has provided support, have continued to grow.

The charity's work is funded by grants from Local Authorities, whose support is essential for our operations.

##### **Investment policy and objectives**

The Trustees have the power to deposit or invest funds in any Lawful manner as they shall in their absolute discretion think fit and having regard to the suitability of the investment and the need for diversification. Advice is sought by the Trustees from Pool House Professional Advisors Limited

##### **Reserves policy**

The reserves at the year end comprised the capital fund and income fund.

The Trustees have used the annual net income for grant-making and related support and governance costs.

The Trustees previously maintained the capital fund to generate income for future charitable activities. In 2024, however, high inflation led to its use for operating costs. Additional legacy funds are expected to be used this financial year.

##### **Going concern**

We expect the demand for support from NILS to remain high and will continue to do whatever we can to support those worst affected.

#### **FUTURE PLANS**

With the financial crisis ongoing and high demand expected to persist, the Charity remains committed to effective operations, responsible funding allocation, and investment management aligned with its charitable objectives.

#### **STRUCTURE, GOVERNANCE AND MANAGEMENT**

##### **Governing document**

The charity is controlled by its governing document, a deed of trust and constitutes an unincorporated charity.

The Charity is an unincorporated charity established by deed of trust dated 28 February 2013 (the "Trust Deed").

## Tenbury NILS Scheme

### Report of the Trustees for the Year Ended 31 March 2025

#### STRUCTURE, GOVERNANCE AND MANAGEMENT

##### Recruitment and appointment of new trustees

The Trustees serving during the year and since the year end were as follows:

David Stevens (Chair), Mark Inglis, Sue Harrison-Stone and Gary Timlin.

The Trust Deed allows continuing elective Trustees to appoint new elective Trustees. There are no minimum or maximum terms of service.

Mr Gary Timlin was appointed as a Trustee on 13th June 2024.

##### Organisational structure

During the year, the Charity was administered on a daily basis by a small, dedicated team headed up by the Charity Manager, assisted by a Trust Administrator.

The Charity finances were administered by Finance Manager, who reports directly to the trustees.

The Trustees have met formally with the Charity Manager and Finance Manager on five occasions during the year. The chair of Trustees also maintain regular contact with the Charity staff.

##### Decision making

At meetings, decisions will be made by a majority of the trustees present and voting on the question. The person chairing the meeting shall have a casting vote.

##### Key management remuneration

The Trustees consider they, together with the Charity Manager and Finance Manager comprise the key management personnel of the Charity who are in charge of directing and controlling, running and operating the Charity on a day-to-day basis.

All Trustees give their time freely and no Trustee received remuneration in the year.

The pay of the staff is reviewed annually and normally increased in accordance with inflation data each year.

##### Grant making policy

The Trustees confirm that they have referred to the guidance contained in the Charity Commission's general guidance on public benefit when reviewing the Charity's aims and objectives and in planning future activities and setting the grant-making policy for the year.

The Tenbury NILS Scheme offers no-interest loans and grants to people in urgent financial need across Worcestershire, Herefordshire, and Shropshire. Recently, the program has prioritised direct grants, especially in response to the cost of living crisis.

Local funders have been keen to work with NILS to directly help local people in crisis and the operations of the Charity have evolved to meet the needs of funders and clients.

NILS purchases essential items up to £500 (such as white goods, household goods, emergency removals, and travel passes) for clients, using local businesses when possible.

Clients generally receive benefits or have a low income. Their eligibility is evaluated based on criteria established by the trustees. Grants and loans are not provided in cash and must be used solely for their designated purposes.

##### Related parties

None of the Trustees receive remuneration or other benefit from their work with the Charity.

None of the Trustees have any beneficial interest in any services supplied to the Charity.

## Tenbury NILS Scheme

### Report of the Trustees for the Year Ended 31 March 2025

#### STRUCTURE, GOVERNANCE AND MANAGEMENT

##### Risk management

The Trustees have a risk management strategy, including a regularly updated Risk Assessment which is formally approved annually by the Trustees and which comprises:

- ~ a regular review of the risks the Charity may face;
- ~ the establishment of systems and procedures to mitigate those risks identified in the plan; and
- ~ the implementation of procedures designed to minimise any potential impact on the Charity should those risks materialise.

Particular attention has focused on risks in respect of income, grant-making processes, people and technology.

A key element in the management of financial risk is its regular review by the Trustees.

The Trustees have given consideration to the main risks to which the Charity is exposed and are satisfied that systems and procedures are in place to manage these risks.

#### TRUSTEES' RESPONSIBILITIES STATEMENT

The Trustees are responsible for preparing the Report of the Trustees and the financial statements in accordance with applicable law and United Kingdom Accounting Standards (United Kingdom Generally Accepted Accounting Practice). The law applicable to charities in England and Wales requires the Trustees to prepare financial statements for each financial year which give a true and fair view of the state of affairs of the Charity and of the incoming resources and application of resources of the Charity for that period.

In preparing these financial statements, the Trustees are required to:

- ~ select suitable accounting policies and then apply them consistently;
- ~ observe the methods and principles in the Charities Statement of Recommended Practice 2019 (FRS 102); ~ make judgements and estimates that are reasonable and prudent;
- ~ state whether applicable accounting standards have been followed, subject to any material departures disclosed and explained in the financial statements; and
- ~ prepare the financial statements on the going concern basis unless it is inappropriate to presume that the Charity will continue in operation.

The Trustees are responsible for keeping proper accounting records that disclose with reasonable accuracy at any time the financial position of the Charity and enable them to ensure that the financial statements comply with the Charities Act 2011, and where relevant, the Charities Act 2022, the Charity (Accounts and Reports) Regulations 2008 and the provisions of the Trust Deed.

They are also responsible for safeguarding the assets of the Charity and hence for taking reasonable steps for the prevention and detection of fraud and other irregularities. The Trustees are responsible for the maintenance and integrity of the Charity and financial information included on the Charity's website. Legislation in the United Kingdom governing the preparation and dissemination of financial statements may differ from legislation in other jurisdictions.

#### REFERENCE AND ADMINISTRATIVE DETAILS

##### Registered Charity number

1151036

**Tenbury NILS Scheme**

**Report of the Trustees  
for the Year Ended 31 March 2025**

**Principal address**

c/o dhjh LLP  
81 Teme Street  
Tenbury Wells  
Worcestershire  
WR15 8AE

**Trustees**

Rev M Inglis  
S Harrison-Stone  
D Stevens  
G Timlin (appointed 13.6.24)

**Independent Examiner**

Mr S C Davies  
Streets Dyke Ruscoe Ltd  
110 Corve Street  
Ludlow  
SHROPSHIRE  
SY8 1DJ

**Advisers**

Investment Adviser's:

Pool House Professional Advisers Ltd  
Dam Street  
Lichfield  
WS13 6AA

Investment Custodians:

AJ Bell  
4 Exchange Quays  
Manchester  
M5 3EE

**OTHER OFFICIALS**

Charity manager - Heather Baylis

Finance manager - Lesley Jenkins

Website - <https://nils.org.uk>

Approved by order of the board of trustees on 23.10.2025..... and signed on its behalf by:



.....  
D Stevens - Trustee

**Independent Examiner's Report to the Trustees of  
Tenbury NILS Scheme**

**Independent examiner's report to the trustees of Tenbury NILS Scheme**

I report to the charity trustees on my examination of the accounts of Tenbury NILS Scheme (the Trust) for the year ended 31 March 2025.

**Responsibilities and basis of report**

As the charity trustees of the Trust you are responsible for the preparation of the accounts in accordance with the requirements of the Charities Act 2011 ('the Act').

I report in respect of my examination of the Trust's accounts carried out under Section 145 of the Act and in carrying out my examination I have followed all applicable Directions given by the Charity Commission under Section 145(5)(b) of the Act.

**Independent examiner's statement**

I have completed my examination. I confirm that no material matters have come to my attention in connection with the examination giving me cause to believe that in any material respect:

1. accounting records were not kept in respect of the Trust as required by Section 130 of the Act; or
2. the accounts do not accord with those records; or
3. the accounts do not comply with the applicable requirements concerning the form and content of accounts set out in the Charities (Accounts and Reports) Regulations 2008 other than any requirement that the accounts give a true and fair view which is not a matter considered as part of an independent examination.

I have no concerns and have come across no other matters in connection with the examination to which attention should be drawn in this report in order to enable a proper understanding of the accounts to be reached.



Mr S C Davies

Streets Dyke Ruscoe Ltd  
110 Corve Street  
Ludlow  
SHROPSHIRE  
SY8 1DJ

Date: 23 October 2025

Tenbury NILS Scheme

Statement of Financial Activities  
for the Year Ended 31 March 2025

	Notes	Unrestricted fund £	Restricted funds £	2025 Total funds £	2024 Total funds £
<b>INCOME AND ENDOWMENTS FROM</b>					
Donations and legacies		128,672	106,249	234,921	181,380
<b>EXPENDITURE ON</b>					
<b>Charitable activities</b>					
Outreach Project		-	2,190	2,190	2,433
Other restricted activities		-	113,724	113,724	133,230
Other unrestricted activities		1,070	-	1,070	3,477
Other		52,970	-	52,970	64,026
<b>Total</b>		<b>54,040</b>	<b>115,914</b>	<b>169,954</b>	<b>203,166</b>
Net gains on investments		4,137	-	4,137	9,583
<b>NET INCOME/(EXPENDITURE)</b>					
Transfers between funds	10	78,769	(9,665)	69,104	(12,203)
		2,874	(2,874)	-	-
<b>Net movement in funds</b>		<b>81,643</b>	<b>(12,539)</b>	<b>69,104</b>	<b>(12,203)</b>
<b>RECONCILIATION OF FUNDS</b>					
Total funds brought forward		166,806	30,791	197,597	209,800
<b>TOTAL FUNDS CARRIED FORWARD</b>		<b>248,449</b>	<b>18,252</b>	<b>266,701</b>	<b>197,597</b>


The notes form part of these financial statements

Tenbury NILS Scheme

Balance Sheet  
31 March 2025

	Notes	Unrestricted fund £	Restricted funds £	2025 Total funds £	2024 Total funds £
<b>FIXED ASSETS</b>					
Tangible assets	5	235	-	235	1,030
Investments	6	134,728	-	134,728	130,591
		<u>134,963</u>	<u>-</u>	<u>134,963</u>	<u>131,621</u>
<b>CURRENT ASSETS</b>					
Debtors	7	41	-	41	41
Prepayments and accrued income		658	-	658	631
Cash at bank		119,322	19,248	138,570	69,503
		<u>120,021</u>	<u>19,248</u>	<u>139,269</u>	<u>70,175</u>
<b>CREDITORS</b>					
Amounts falling due within one year	8	(3,103)	(996)	(4,099)	(1,079)
		<u>116,918</u>	<u>18,252</u>	<u>135,170</u>	<u>69,096</u>
<b>NET CURRENT ASSETS</b>					
		<u>116,918</u>	<u>18,252</u>	<u>135,170</u>	<u>69,096</u>
<b>TOTAL ASSETS LESS CURRENT LIABILITIES</b>					
		251,881	18,252	270,133	200,717
<b>ACCRUALS AND DEFERRED INCOME</b>					
	9	(3,432)	-	(3,432)	(3,120)
<b>NET ASSETS</b>					
		<u>248,449</u>	<u>18,252</u>	<u>266,701</u>	<u>197,597</u>
<b>FUNDS</b>					
	10			248,449	166,806
Unrestricted funds				18,252	30,791
Restricted funds					
<b>TOTAL FUNDS</b>					
				<u>266,701</u>	<u>197,597</u>

The financial statements were approved by the Board of Trustees and authorised for issue on 23.10.2025 and were signed on its behalf by:

  
S Harrison-Stone - Trustee

**Notes to the Financial Statements  
for the Year Ended 31 March 2025**

**1. ACCOUNTING POLICIES**

**Basis of preparing the financial statements**

The financial statements of the charity, which is a public benefit entity under FRS 102, have been prepared in accordance with the Charities SORP (FRS 102) 'Accounting and Reporting by Charities: Statement of Recommended Practice applicable to charities preparing their accounts in accordance with the Financial Reporting Standard applicable in the UK and Republic of Ireland (FRS 102) (effective 1 January 2019)', Financial Reporting Standard 102 'The Financial Reporting Standard applicable in the UK and Republic of Ireland' and the Charities Act 2011. The financial statements have been prepared under the historical cost convention, with the exception of investments which are included at market value, as modified by the revaluation of certain assets.

**Income**

All income is recognised in the Statement of Financial Activities once the charity has entitlement to the funds, it is probable that the income will be received and the amount can be measured reliably.

**Expenditure**

Liabilities are recognised as expenditure as soon as there is a legal or constructive obligation committing the charity to that expenditure, it is probable that a transfer of economic benefits will be required in settlement and the amount of the obligation can be measured reliably. Expenditure is accounted for on an accruals basis and has been classified under headings that aggregate all cost related to the category. Where costs cannot be directly attributed to particular headings they have been allocated to activities on a basis consistent with the use of resources.

**Tangible fixed assets**

Depreciation is provided at the following annual rates in order to write off each asset over its estimated useful life.

Fixtures and fittings	- Straight line over 3 years
Computer equipment	- Straight line over 3 years

**Taxation**

The charity is exempt from tax on its charitable activities.

**Fund accounting**

Unrestricted funds can be used in accordance with the charitable objectives at the discretion of the trustees.

Restricted funds can only be used for particular restricted purposes within the objects of the charity. Restrictions arise when specified by the donor or when funds are raised for particular restricted purposes.

Further explanation of the nature and purpose of each fund is included in the notes to the financial statements.

**Pension costs and other post-retirement benefits**

The charity operates a defined contribution pension scheme. Contributions payable to the charity's pension scheme are charged to the Statement of Financial Activities in the period to which they relate.

Tenbury NILS Scheme

Notes to the Financial Statements - continued  
for the Year Ended 31 March 2025

2. TRUSTEES' REMUNERATION AND BENEFITS

There were no trustees' remuneration or other benefits for the year ended 31 March 2025 nor for the year ended 31 March 2024.

Trustees' expenses

There were no trustees' re-imbursments paid this year.

3. STAFF COSTS

The average monthly number of employees during the year was as follows:

	2025	2024
Administration	1	2
	<u>1</u>	<u>2</u>

No employees received emoluments in excess of £60,000.

4. COMPARATIVES FOR THE STATEMENT OF FINANCIAL ACTIVITIES

	Unrestricted fund £	Restricted funds £	Total funds £
<b>INCOME AND ENDOWMENTS FROM</b>			
Donations and legacies	43,080	138,300	181,380
	<u>43,080</u>	<u>138,300</u>	<u>181,380</u>
<b>EXPENDITURE ON</b>			
<b>Charitable activities</b>			
Outreach Project	-	2,433	2,433
Other restricted activities	-	133,230	133,230
Other unrestricted activities	3,477	-	3,477
Other	64,026	-	64,026
	<u>67,503</u>	<u>135,663</u>	<u>203,166</u>
<b>Total</b>	<b>67,503</b>	<b>135,663</b>	<b>203,166</b>
Net gains on investments	9,583	-	9,583
	<u>9,583</u>	<u>-</u>	<u>9,583</u>
<b>NET INCOME/(EXPENDITURE)</b>	<b>(14,840)</b>	<b>2,637</b>	<b>(12,203)</b>
<b>RECONCILIATION OF FUNDS</b>			
Total funds brought forward	181,646	28,154	209,800
	<u>181,646</u>	<u>28,154</u>	<u>209,800</u>
<b>TOTAL FUNDS CARRIED FORWARD</b>	<b>166,806</b>	<b>30,791</b>	<b>197,597</b>
	<u>166,806</u>	<u>30,791</u>	<u>197,597</u>

Tenbury NILS Scheme

Notes to the Financial Statements - continued  
for the Year Ended 31 March 2025

5. TANGIBLE FIXED ASSETS

	Fixtures and fittings £	Computer equipment £	Totals £
<b>COST</b>			
At 1 April 2024	753	1,884	2,637
Disposals	-	(564)	(564)
	<u>753</u>	<u>1,320</u>	<u>2,073</u>
At 31 March 2025	753	1,320	2,073
<b>DEPRECIATION</b>			
At 1 April 2024	753	854	1,607
Charge for year	-	795	795
Eliminated on disposal	-	(564)	(564)
	<u>753</u>	<u>1,085</u>	<u>1,838</u>
At 31 March 2025	753	1,085	1,838
<b>NET BOOK VALUE</b>			
At 31 March 2025	-	235	235
	<u>-</u>	<u>235</u>	<u>235</u>
At 31 March 2024	-	1,030	1,030
	<u>-</u>	<u>1,030</u>	<u>1,030</u>

6. FIXED ASSET INVESTMENTS

	Listed investments £
<b>MARKET VALUE</b>	
At 1 April 2024	130,591
Additions	4,137
	<u>134,728</u>
At 31 March 2025	134,728
<b>NET BOOK VALUE</b>	
At 31 March 2025	134,728
	<u>134,728</u>
At 31 March 2024	130,591
	<u>130,591</u>

There were no investment assets outside the UK.

The additions of £4,137 represent the increase in value over the year, net of disposals and adviser and management charges applied.

Tenbury NLS Scheme

Notes to the Financial Statements - continued  
for the Year Ended 31 March 2025

<b>7. DEBTORS: AMOUNTS FALLING DUE WITHIN ONE YEAR</b>	2025	2024
	£	£
Other debtors	41	41
	<u>          </u>	<u>          </u>

<b>8. CREDITORS: AMOUNTS FALLING DUE WITHIN ONE YEAR</b>	2025	2024
	£	£
Trade creditors	3,375	444
Other creditors	724	635
	<u>          </u>	<u>          </u>
	4,099	1,079
	<u>          </u>	<u>          </u>

<b>9. ACCRUALS AND DEFERRED INCOME</b>	2025	2024
	£	£
Accruals and deferred income	3,432	3,120
	<u>          </u>	<u>          </u>

<b>10. MOVEMENT IN FUNDS</b>				
	At 1.4.24	Net movement	Transfers	At
	£	in funds	between	31.3.25
		£	funds	£
<b>Unrestricted funds</b>				
General fund	166,806	78,769	2,874	248,449
<b>Restricted funds</b>				
Outreach Project	2,190	(2,190)	-	-
Other restricted funds	28,601	(7,475)	(2,874)	18,252
	<u>          </u>	<u>          </u>	<u>          </u>	<u>          </u>
	30,791	(9,665)	(2,874)	18,252
<b>TOTAL FUNDS</b>	<u>          </u>	<u>          </u>	<u>          </u>	<u>          </u>
	197,597	69,104	-	266,701
	<u>          </u>	<u>          </u>	<u>          </u>	<u>          </u>

Net movement in funds, included in the above are as follows:

	Incoming resources	Resources expended	Gains and losses	Movement in funds
	£	£	£	£
<b>Unrestricted funds</b>				
General fund	128,672	(54,040)	4,137	78,769
<b>Restricted funds</b>				
Outreach Project	-	(2,190)	-	(2,190)
Other restricted funds	106,249	(113,724)	-	(7,475)
	<u>          </u>	<u>          </u>	<u>          </u>	<u>          </u>
	106,249	(115,914)	-	(9,665)
<b>TOTAL FUNDS</b>	<u>          </u>	<u>          </u>	<u>          </u>	<u>          </u>
	234,921	(169,954)	4,137	69,104
	<u>          </u>	<u>          </u>	<u>          </u>	<u>          </u>

Tenbury NILS Scheme

Notes to the Financial Statements - continued  
for the Year Ended 31 March 2025

10. MOVEMENT IN FUNDS - continued

Comparatives for movement in funds

	At 1.4.23 £	Net movement in funds £	At 31.3.24 £
<b>Unrestricted funds</b>			
General fund	181,646	(14,840)	166,806
<b>Restricted funds</b>			
Outreach Project	4,622	(2,432)	2,190
Other restricted funds	23,532	5,069	28,601
	<u>28,154</u>	<u>2,637</u>	<u>30,791</u>
<b>TOTAL FUNDS</b>	<u>209,800</u>	<u>(12,203)</u>	<u>197,597</u>

Comparative net movement in funds, included in the above are as follows:

	Incoming resources £	Resources expended £	Gains and losses £	Movement in funds £
<b>Unrestricted funds</b>				
General fund	43,080	(67,503)	9,583	(14,840)
<b>Restricted funds</b>				
Outreach Project	-	(2,432)	-	(2,432)
Other restricted funds	138,300	(133,231)	-	5,069
	<u>138,300</u>	<u>(135,663)</u>	<u>-</u>	<u>2,637</u>
<b>TOTAL FUNDS</b>	<u>181,380</u>	<u>(203,166)</u>	<u>9,583</u>	<u>(12,203)</u>

A current year 12 months and prior year 12 months combined position is as follows:

	At 1.4.23 £	Net movement in funds £	Transfers between funds £	At 31.3.25 £
<b>Unrestricted funds</b>				
General fund	181,646	63,929	2,874	248,449
<b>Restricted funds</b>				
Outreach Project	4,622	(4,622)	-	-
Other restricted funds	23,532	(2,406)	(2,874)	18,252
	<u>28,154</u>	<u>(7,028)</u>	<u>(2,874)</u>	<u>18,252</u>
<b>TOTAL FUNDS</b>	<u>209,800</u>	<u>56,901</u>	<u>-</u>	<u>266,701</u>

## Tenbury NILS Scheme

### Notes to the Financial Statements - continued for the Year Ended 31 March 2025

#### 10. MOVEMENT IN FUNDS - continued

A current year 12 months and prior year 12 months combined net movement in funds, included in the above are as follows:

	Incoming resources £	Resources expended £	Gains and losses £	Movement in funds £
<b>Unrestricted funds</b>				
General fund	171,752	(121,543)	13,720	63,929
<b>Restricted funds</b>				
Outreach Project	-	(4,622)	-	(4,622)
Other restricted funds	244,549	(246,955)	-	(2,406)
	<u>244,549</u>	<u>(251,577)</u>	<u>-</u>	<u>(7,028)</u>
<b>TOTAL FUNDS</b>	<u>416,301</u>	<u>(373,120)</u>	<u>13,720</u>	<u>56,901</u>

During the year various grants were received with restrictions attached. The balances stated below are all shown under the 'Other restricted funds' fund:

	B/fwd	Income	Expenditure	Transfer	Balance
Individual Source	1,875	0	639	0	1,236
National Funding					
Source	18,347	106,000	111,443	2,082	10,822
Local Funding					
Source	8,379	249	1,642	792	6,194
Total	<u>28,601</u>	<u>106,249</u>	<u>113,724</u>	<u>2,874</u>	<u>18,252</u>

The restricted fund balance brought forward also includes £2,190 regarding the Outreach Project. This was set up on 2017/18 and enables NILS to reach out to rural communities in Shropshire, Herefordshire and Worcestershire. The whole of this fund has been spent in the year.

#### 11. RELATED PARTY DISCLOSURES

There were no related party transactions for the year ended 31 March 2025.

#### 12. GOING CONCERN

The trustees consider that there are no material uncertainties about the charity's ability to continue and the financial statements have therefore been prepared on the going concern basis.

Tenbury NILS Scheme

Detailed Statement of Financial Activities  
for the Year Ended 31 March 2025

	2025 £	2024 £
<b>INCOME AND ENDOWMENTS</b>		
<b>Donations and legacies</b>		
Donations	1,171	6,380
Legacies	100,000	-
Grants	133,750	175,000
	<u>234,921</u>	<u>181,380</u>
<b>Total incoming resources</b>	<b>234,921</b>	<b>181,380</b>
<b>EXPENDITURE</b>		
<b>Charitable activities</b>		
Purchases/grants given	114,794	136,708
<b>Support costs</b>		
<b>Human resources</b>		
Wages	17,522	20,120
Pensions	339	277
HR Support	-	866
	<u>17,861</u>	<u>21,263</u>
<b>Other</b>		
Insurance	1,009	952
Telephone	714	1,140
Postage and stationery	407	860
Sundries	3,303	3,350
Professional fees	26,395	33,488
Prior year defaulted loans	-	119
Computer costs	727	-
Computer equipment depreciation	796	1,098
	<u>33,351</u>	<u>41,007</u>
<b>Governance costs</b>		
Accounts and independent examiners fee	3,948	4,188
<b>Total resources expended</b>	<b>169,954</b>	<b>203,166</b>
<b>Net income/(expenditure)</b>	<b>64,967</b>	<b>(21,786)</b>

This page does not form part of the statutory financial statements

**TENBURY NILS SCHEME**

England & Wales - Charity number 1151036

---

# Accounts

---

**REGISTERED CHARITY NUMBER: 1151036**

**Report of the Trustees and  
Unaudited Financial Statements  
for the Year Ended 31st March 2024  
for  
Tenbury NILS Scheme**

**Dyke Ruscoe & Hayes Ltd  
Chartered Certified Accountants  
110 Corve Street  
Ludlow  
SHROPSHIRE  
SY8 1DJ**

**Tenbury NILS Scheme**

**Contents of the Financial Statements  
for the Year Ended 31st March 2024**

	<b>Page</b>
<b>Report of the Trustees</b>	1 to 5
<b>Independent Examiner's Report</b>	6
<b>Statement of Financial Activities</b>	7
<b>Balance Sheet</b>	8
<b>Notes to the Financial Statements</b>	9 to 14
<b>Detailed Statement of Financial Activities</b>	15

## Tenbury NILS Scheme

### Report of the Trustees for the Year Ended 31st March 2024

The trustees present their report with the financial statements of the charity for the year ended 31st March 2024. The trustees have adopted the provisions of Accounting and Reporting by Charities: Statement of Recommended Practice applicable to charities preparing their accounts in accordance with the Financial Reporting Standard applicable in the UK and Republic of Ireland (FRS 102) (effective 1 January 2019).

#### **OBJECTIVES AND ACTIVITIES**

##### **Objectives and aims**

The Trustees confirm that they have referred to the guidance contained in the Charity Commission's general guidance on public benefit when reviewing the Charity's aims and objectives and in planning future activities and setting the grant-making policy for the year.

The Charity carries out these objectives (as set out in the constitution) by providing one off grants up to £500.00 to people who are unable to fund essential items for daily living, emergency removals and travel. Grants above £500.00 can be made at the discretion of the Board.

The Trustees are pleased that the achievements and performance of the Charity demonstrate the continuing delivery of public benefit.

##### **Public benefit**

The trustees consider the charity to be a public benefit entity.

#### **FINANCIAL REVIEW**

##### **Principal funding sources**

The 2023 - 2024 year commenced with the Charity in good financial health with funding from regular partners.

Funds continued to be made available to charities and NILS was successful in a number of applications for these, allowing us to continue to provide grant-based support to those in need of life's essentials.

The greatest challenge, however, continues to be securing funds to support the charity's running costs which, along with the number of clients to whom the team has provided support, have continued to grow.

The funds for the work of the charity are derived from Grants from Local Authorities, without whose generosity we could not continue.

##### **Investment policy and objectives**

The Trustees have the power to deposit or invest funds in any Lawful manner as they shall in their absolute discretion think fit and having regard to the suitability of the investment, the need for diversification. Advice is sought by the Trustees from Pool House professional advisors Limited

##### **Reserves policy**

The reserves at the yearend comprised the capital fund and income fund.

The Trustees have used the annual net income for grant-making and related support and governance costs.

The Trustees have in the past determined that the capital fund is held in order that the Charity is able to generate income for its future charitable expenditure. However, due to the current period of high inflation where many people are struggling to survive within their current income the capital fund was used in 2024 to meet the running costs of the Trusts objectives and activities. It is expected that a further use of legacy funding will be used in the current financial year.

##### **Going concern**

We expect the demand for support from NILS to remain high and will continue to do whatever we can to support those worst affected.

## **Tenbury NILS Scheme**

### **Report of the Trustees for the Year Ended 31st March 2024**

#### **FUTURE PLANS**

There is no obvious end in sight of the financial crisis and the demands on the Charity are expected to remain high for the foreseeable future. The Charity will continue to be an effective and responsible charity. The Charity will continue to ensure that funding is being used effectively. Investments shall continue to be managed in line with the Charity's charitable objects

#### **STRUCTURE, GOVERNANCE AND MANAGEMENT**

##### **Governing document**

The charity is controlled by its governing document, a deed of trust and constitutes an unincorporated charity.

The Charity is an unincorporated charity established by deed of trust dated 28 February 2013 (the "Trust Deed" ).

##### **Recruitment and appointment of new trustees**

The Trustees serving during the year and since the year end were as follows:

David Stevens (Chair), Mark Inglis and Sue Harrison-Stone

The Trust Deed allows continuing elective Trustees to appoint new elective Trustees. There are no minimum or maximum terms of service

##### **Organisational structure**

During the year, the Charity was administered on a daily basis by a small, dedicated team headed up by the Charity Manager, assisted by a Trust Administrator.

The Charity finances were administered by Finance Manager, who reports directly to the trustees.

The Trustees have met formally with the Charity Manager and Finance manager on six occasions during the year. The chair of Trustees also maintain regular contact with the Charity staff.

##### **Decision making**

At meetings, decisions will be made by a majority of the trustees present and voting on the question. The person chairing the meeting shall have a casting vote.

##### **Key management remuneration**

The Trustees consider they, together with the Charity Manager and Finance Manager comprise the key management personnel of the Charity who are in charge of directing and controlling, running and operating the Charity on a day-to-day basis.

All Trustees give their time freely and no Trustee received remuneration in the year.

The pay of the staff is reviewed annually and normally increased in accordance with inflation data each year.

## Tenbury NLS Scheme

### Report of the Trustees for the Year Ended 31st March 2024

#### STRUCTURE, GOVERNANCE AND MANAGEMENT

##### Grant making policy

The Trustees confirm that they have referred to the guidance contained in the Charity Commission's general guidance on public benefit when reviewing the Charity's aims and objectives and in planning future activities and setting the grant-making policy for the year.

The objective of the Tenbury NLS Scheme is to provide no interest loans and grant based support to local people in acute financial need in Worcestershire, Herefordshire and Shropshire. In recent years the focus has been rightly, on direct grants to help individuals in response firstly to Covid and secondly to the cost of living crisis.

Local funders have been keen to work with NLS to directly help local people in crisis and the operations of the Charity have evolved to meet the needs of funders and clients

Essential items to a maximum value of £500.00 (e.g. white goods, household goods, emergency removals, travel passes to/from further education and work) are purchased on behalf of the client by NLS from local businesses where possible.

Clients are typically in receipt of benefits or on a low income and their eligibility is assessed in accordance with criteria set by the trustees and grant giving partners, and grants and loans are not given in cash form and cannot be used for any other purpose.

##### Related parties

None of the Trustees receive remuneration or other benefit from their work with the Charity.

None of the Trustees have any beneficial interest in any services supplied to the Charity.

##### Risk management

The Trustees have a risk management strategy, including a regularly updated Risk Assessment which is formally approved annually by the Trustees and which comprises:

~ a regular review of the risks the Charity may face;

~ the establishment of systems and procedures to mitigate those risks identified in the plan; and

~ the implementation of procedures designed to minimise any potential impact on the Charity should those risks materialise.

Particular attention has focused on risks in respect of income, grant-making processes, people and technology.

A key element in the management of financial risk is its regular review by the Trustees.

The Trustees have given consideration to the main risks to which the Charity is exposed and are satisfied that systems and procedures are in place to manage these risks.

## Tenbury NILS Scheme

### Report of the Trustees for the Year Ended 31st March 2024

#### STRUCTURE, GOVERNANCE AND MANAGEMENT TRUSTEES' RESPONSIBILITIES STATEMENT

The Trustees are responsible for preparing the Report of the Trustees and the financial statements in accordance with applicable law and United Kingdom Accounting Standards (United Kingdom Generally Accepted Accounting Practice). The law applicable to charities in England and Wales requires the Trustees to prepare financial statements for each financial year which give a true and fair view of the state of affairs of the Charity and of the incoming resources and application of resources of the Charity for that period.

In preparing these financial statements, the Trustees are required to:

~ select suitable accounting policies and then apply them consistently;

~ observe the methods and principles in the Charities Statement of Recommended Practice 2019 (FRS 102); ~ make judgements and estimates that are reasonable and prudent;

~ state whether applicable accounting standards have been followed, subject to any material departures disclosed and explained in the financial statements; and

~ prepare the financial statements on the going concern basis unless it is inappropriate to presume that the Charity will continue in operation.

The Trustees are responsible for keeping proper accounting records that disclose with reasonable accuracy at any time the financial position of the Charity and enable them to ensure that the financial statements comply with the Charities Act 2011, and where relevant, the Charities Act 2022, the Charity (Accounts and Reports) Regulations 2008 and the provisions of the Trust Deed.

They are also responsible for safeguarding the assets of the Charity and hence for taking reasonable steps for the prevention and detection of fraud and other irregularities. The Trustees are responsible for the maintenance and integrity of the Charity and financial information included on the Charity's website. Legislation in the United Kingdom governing the preparation and dissemination of financial statements may differ from legislation in other jurisdictions.

#### REFERENCE AND ADMINISTRATIVE DETAILS

##### Registered Charity number

1151036

##### Principal address

c/o dhjh LLP  
81 Teme Street  
Tenbury Wells  
Worcestershire  
WR15 8AE

##### Trustees

Rev M Inglis  
S Harrison-Stone  
D Stevens  
Mr G Timlin (appointed 13.6.24)

##### Independent Examiner

Mr S C Davies  
Dyke Ruscoe & Hayes Ltd  
Chartered Certified Accountants  
110 Corve Street  
Ludlow  
SHROPSHIRE  
SY8 1DJ

**Tenbury NILS Scheme**

**Report of the Trustees  
for the Year Ended 31st March 2024**

**REFERENCE AND ADMINISTRATIVE DETAILS**

**Advisers**

Investment Advisor's:

Pool House  
Dam Street  
Lichfield  
WS13 6AA

Investment Custodians:

AJ Bell  
4 Exchange Quays  
Manchester  
M5 3EE

**OTHER OFFICIALS**

Charity manager - Heather Baylis

Finance manager - Lesley Jenkins

Website - <https://nils.org.uk>

Approved by order of the board of trustees on 28th November 2024 and signed on its behalf by:



D Stevens - Trustee

**Independent Examiner's Report to the Trustees of  
Tenbury NILS Scheme**

**Independent examiner's report to the trustees of Tenbury NILS Scheme**

I report to the charity trustees on my examination of the accounts of Tenbury NILS Scheme (the Trust) for the year ended 31st March 2024.

**Responsibilities and basis of report**

As the charity trustees of the Trust you are responsible for the preparation of the accounts in accordance with the requirements of the Charities Act 2011 ('the Act').

I report in respect of my examination of the Trust's accounts carried out under Section 145 of the Act and in carrying out my examination I have followed all applicable Directions given by the Charity Commission under Section 145(5)(b) of the Act.

**Independent examiner's statement**

I have completed my examination. I confirm that no material matters have come to my attention in connection with the examination giving me cause to believe that in any material respect:

1. accounting records were not kept in respect of the Trust as required by Section 130 of the Act; or
2. the accounts do not accord with those records; or
3. the accounts do not comply with the applicable requirements concerning the form and content of accounts set out in the Charities (Accounts and Reports) Regulations 2008 other than any requirement that the accounts give a true and fair view which is not a matter considered as part of an independent examination.

I have no concerns and have come across no other matters in connection with the examination to which attention should be drawn in this report in order to enable a proper understanding of the accounts to be reached.



Mr S C Davies

Dyke Ruscoe & Hayes Ltd  
Chartered Certified Accountants  
110 Corve Street  
Ludlow  
SHROPSHIRE  
SY8 1DJ

Date: 26 NOV 2024

Tenbury NILS Scheme

Statement of Financial Activities  
for the Year Ended 31st March 2024

	Notes	Unrestricted fund £	Restricted funds £	2024 Total funds £	2023 Total funds £
<b>INCOME AND ENDOWMENTS FROM</b>					
Donations and legacies		43,080	138,300	181,380	125,521
<b>EXPENDITURE ON</b>					
<b>Charitable activities</b>					
Outreach Project		-	2,433	2,433	1,406
Other restricted activities		-	133,230	133,230	111,818
Other unrestricted activities		3,477	-	3,477	5,810
Other		64,026	-	64,026	66,162
<b>Total</b>		<b>67,503</b>	<b>135,663</b>	<b>203,166</b>	<b>185,196</b>
Net gains/(losses) on investments		9,583	-	9,583	(5,022)
<b>NET INCOME/(EXPENDITURE)</b>		<b>(14,840)</b>	<b>2,637</b>	<b>(12,203)</b>	<b>(64,697)</b>
<b>RECONCILIATION OF FUNDS</b>					
Total funds brought forward		181,646	28,154	209,800	274,497
<b>TOTAL FUNDS CARRIED FORWARD</b>		<b>166,806</b>	<b>30,791</b>	<b>197,597</b>	<b>209,800</b>

The notes form part of these financial statements

Tenbury NILS Scheme

Balance Sheet  
31st March 2024

	Notes	Unrestricted fund £	Restricted funds £	2024 Total funds £	2023 Total funds £
<b>FIXED ASSETS</b>					
Tangible assets	5	1,030	-	1,030	2,128
Investments	6	130,591	-	130,591	195,008
		<u>131,621</u>	<u>-</u>	<u>131,621</u>	<u>197,136</u>
<b>CURRENT ASSETS</b>					
Debtors	7	41	-	41	119
Prepayments and accrued income		631	-	631	580
Cash at bank and in hand		38,165	31,338	69,503	21,511
		<u>38,837</u>	<u>31,338</u>	<u>70,175</u>	<u>22,210</u>
<b>CREDITORS</b>					
Amounts falling due within one year	8	(532)	(547)	(1,079)	(6,846)
		<u>38,305</u>	<u>30,791</u>	<u>69,096</u>	<u>15,364</u>
<b>NET CURRENT ASSETS</b>					
		<u>38,305</u>	<u>30,791</u>	<u>69,096</u>	<u>15,364</u>
<b>TOTAL ASSETS LESS CURRENT LIABILITIES</b>					
		169,926	30,791	200,717	212,500
<b>ACCRUALS AND DEFERRED INCOME</b>					
	9	(3,120)	-	(3,120)	(2,700)
<b>NET ASSETS</b>					
		<u>166,806</u>	<u>30,791</u>	<u>197,597</u>	<u>209,800</u>
<b>FUNDS</b>					
	10				
Unrestricted funds				166,806	181,646
Restricted funds				30,791	28,154
<b>TOTAL FUNDS</b>					
				<u>197,597</u>	<u>209,800</u>

The financial statements were approved by the Board of Trustees and authorised for issue on 28th November 2024 and were signed on its behalf by:



S Harrison-Stone - Trustee

## Tenbury NILS Scheme

### Notes to the Financial Statements for the Year Ended 31st March 2024

#### 1. ACCOUNTING POLICIES

##### **Basis of preparing the financial statements**

The financial statements of the charity, which is a public benefit entity under FRS 102, have been prepared in accordance with the Charities SORP (FRS 102) 'Accounting and Reporting by Charities: Statement of Recommended Practice applicable to charities preparing their accounts in accordance with the Financial Reporting Standard applicable in the UK and Republic of Ireland (FRS 102) (effective 1 January 2019)', Financial Reporting Standard 102 'The Financial Reporting Standard applicable in the UK and Republic of Ireland' and the Charities Act 2011. The financial statements have been prepared under the historical cost convention, with the exception of investments which are included at market value, as modified by the revaluation of certain assets.

##### **Income**

All income is recognised in the Statement of Financial Activities once the charity has entitlement to the funds, it is probable that the income will be received and the amount can be measured reliably.

##### **Expenditure**

Liabilities are recognised as expenditure as soon as there is a legal or constructive obligation committing the charity to that expenditure, it is probable that a transfer of economic benefits will be required in settlement and the amount of the obligation can be measured reliably. Expenditure is accounted for on an accruals basis and has been classified under headings that aggregate all cost related to the category. Where costs cannot be directly attributed to particular headings they have been allocated to activities on a basis consistent with the use of resources.

##### **Tangible fixed assets**

Depreciation is provided at the following annual rates in order to write off each asset over its estimated useful life.

Fixtures and fittings	- Straight line over 3 years
Computer equipment	- Straight line over 3 years

##### **Taxation**

The charity is exempt from tax on its charitable activities.

##### **Fund accounting**

Unrestricted funds can be used in accordance with the charitable objectives at the discretion of the trustees.

Restricted funds can only be used for particular restricted purposes within the objects of the charity. Restrictions arise when specified by the donor or when funds are raised for particular restricted purposes.

Further explanation of the nature and purpose of each fund is included in the notes to the financial statements.

##### **Pension costs and other post-retirement benefits**

The charity operates a defined contribution pension scheme. Contributions payable to the charity's pension scheme are charged to the Statement of Financial Activities in the period to which they relate.

Tenbury NILS Scheme

Notes to the Financial Statements - continued  
for the Year Ended 31st March 2024

2. TRUSTEES' REMUNERATION AND BENEFITS

There were no trustees' remuneration or other benefits for the year ended 31st March 2024 nor for the year ended 31st March 2023.

Trustees' expenses

There were no trustees' re-imbursements paid this year.

3. STAFF COSTS

The average monthly number of employees during the year was as follows:

	2024	2023
Administration	2	1
	<u>2</u>	<u>1</u>

No employees received emoluments in excess of £60,000.

4. COMPARATIVES FOR THE STATEMENT OF FINANCIAL ACTIVITIES

	Unrestricted fund £	Restricted funds £	Total funds £
<b>INCOME AND ENDOWMENTS FROM</b>			
Donations and legacies	25,096	100,425	125,521
	<u>25,096</u>	<u>100,425</u>	<u>125,521</u>
<b>EXPENDITURE ON</b>			
<b>Charitable activities</b>			
Outreach Project	-	1,406	1,406
Other restricted activities	-	111,818	111,818
Other unrestricted activities	5,810	-	5,810
Other	65,412	750	66,162
<b>Total</b>	<u>71,222</u>	<u>113,974</u>	<u>185,196</u>
Net gains/(losses) on investments	(5,022)	-	(5,022)
	<u>(5,022)</u>	<u>-</u>	<u>(5,022)</u>
<b>NET INCOME/(EXPENDITURE)</b>	(51,148)	(13,549)	(64,697)
<b>Transfers between funds</b>	4,675	(4,675)	-
	<u>4,675</u>	<u>(4,675)</u>	<u>-</u>
<b>Net movement in funds</b>	(46,473)	(18,224)	(64,697)
	<u>(46,473)</u>	<u>(18,224)</u>	<u>(64,697)</u>
<b>RECONCILIATION OF FUNDS</b>			
Total funds brought forward	228,119	46,378	274,497
	<u>228,119</u>	<u>46,378</u>	<u>274,497</u>
<b>TOTAL FUNDS CARRIED FORWARD</b>	<u>181,646</u>	<u>28,154</u>	<u>209,800</u>

Tenbury NILS Scheme

Notes to the Financial Statements - continued  
for the Year Ended 31st March 2024

5. TANGIBLE FIXED ASSETS

	Fixtures and fittings £	Computer equipment £	Totals £
<b>COST</b>			
At 1st April 2023	877	2,432	3,309
Disposals	(124)	(548)	(672)
	<hr/>	<hr/>	<hr/>
At 31st March 2024	753	1,884	2,637
	<hr/>	<hr/>	<hr/>
<b>DEPRECIATION</b>			
At 1st April 2023	877	304	1,181
Charge for year	-	1,098	1,098
Eliminated on disposal	(124)	(548)	(672)
	<hr/>	<hr/>	<hr/>
At 31st March 2024	753	854	1,607
	<hr/>	<hr/>	<hr/>
<b>NET BOOK VALUE</b>			
At 31st March 2024	-	1,030	1,030
	<hr/> <hr/>	<hr/> <hr/>	<hr/> <hr/>
At 31st March 2023	-	2,128	2,128
	<hr/> <hr/>	<hr/> <hr/>	<hr/> <hr/>

6. FIXED ASSET INVESTMENTS

	Listed investments £
<b>MARKET VALUE</b>	
At 1st April 2023	195,008
Additions	9,583
Disposals	(74,000)
	<hr/>
At 31st March 2024	130,591
	<hr/>
<b>NET BOOK VALUE</b>	
At 31st March 2024	130,591
	<hr/> <hr/>
At 31st March 2023	195,008
	<hr/> <hr/>

There were no investment assets outside the UK.

The additions of £9,583 represent the increase in value over the year, net of advisor and management charges applied.

Tenbury NLS Scheme

Notes to the Financial Statements - continued  
for the Year Ended 31st March 2024

7. DEBTORS: AMOUNTS FALLING DUE WITHIN ONE YEAR

	2024	2023
	£	£
Loans receivable	-	119
Other debtors	41	-
	<u>41</u>	<u>119</u>

The remaining loans receivable have been written off in the year.

8. CREDITORS: AMOUNTS FALLING DUE WITHIN ONE YEAR

	2024	2023
	£	£
Trade creditors	444	6,214
Other creditors	635	632
	<u>1,079</u>	<u>6,846</u>

9. ACCRUALS AND DEFERRED INCOME

	2024	2023
	£	£
Accruals and deferred income	<u>3,120</u>	<u>2,700</u>

10. MOVEMENT IN FUNDS

	At 1.4.23	Net movement in funds	At 31.3.24
	£	£	£
<b>Unrestricted funds</b>			
General fund	181,646	(14,840)	166,806
<b>Restricted funds</b>			
Outreach Project	4,622	(2,432)	2,190
Other restricted funds	23,532	5,069	28,601
	<u>28,154</u>	<u>2,637</u>	<u>30,791</u>
<b>TOTAL FUNDS</b>	<u>209,800</u>	<u>(12,203)</u>	<u>197,597</u>

Net movement in funds, included in the above are as follows:

	Incoming resources	Resources expended	Gains and losses	Movement in funds
	£	£	£	£
<b>Unrestricted funds</b>				
General fund	43,080	(67,503)	9,583	(14,840)
<b>Restricted funds</b>				
Outreach Project	-	(2,432)	-	(2,432)
Other restricted funds	138,300	(133,231)	-	5,069
	<u>138,300</u>	<u>(135,663)</u>	<u>-</u>	<u>2,637</u>
<b>TOTAL FUNDS</b>	<u>181,380</u>	<u>(203,166)</u>	<u>9,583</u>	<u>(12,203)</u>

Tenbury NILS Scheme

Notes to the Financial Statements - continued  
for the Year Ended 31st March 2024

10. MOVEMENT IN FUNDS - continued

Comparatives for movement in funds

	At 1.4.22 £	Net movement in funds £	Transfers between funds £	At 31.3.23 £
<b>Unrestricted funds</b>				
General fund	228,119	(51,148)	4,675	181,646
<b>Restricted funds</b>				
Outreach Project	6,028	(1,406)	-	4,622
Other restricted funds	39,600	(11,393)	(4,675)	23,532
Illegal Money Lending Team	750	(750)	-	-
	<u>46,378</u>	<u>(13,549)</u>	<u>(4,675)</u>	<u>28,154</u>
<b>TOTAL FUNDS</b>	<u>274,497</u>	<u>(64,697)</u>	<u>-</u>	<u>209,800</u>

Comparative net movement in funds, included in the above are as follows:

	Incoming resources £	Resources expended £	Gains and losses £	Movement in funds £
<b>Unrestricted funds</b>				
General fund	25,096	(71,222)	(5,022)	(51,148)
<b>Restricted funds</b>				
Outreach Project	-	(1,406)	-	(1,406)
Other restricted funds	100,425	(111,818)	-	(11,393)
Illegal Money Lending Team	-	(750)	-	(750)
	<u>100,425</u>	<u>(113,974)</u>	<u>-</u>	<u>(13,549)</u>
<b>TOTAL FUNDS</b>	<u>125,521</u>	<u>(185,196)</u>	<u>(5,022)</u>	<u>(64,697)</u>

A current year 12 months and prior year 12 months combined position is as follows:

	At 1.4.22 £	Net movement in funds £	Transfers between funds £	At 31.3.24 £
<b>Unrestricted funds</b>				
General fund	228,119	(65,988)	4,675	166,806
<b>Restricted funds</b>				
Outreach Project	6,028	(3,838)	-	2,190
Other restricted funds	39,600	(6,324)	(4,675)	28,601
Illegal Money Lending Team	750	(750)	-	-
	<u>46,378</u>	<u>(10,912)</u>	<u>(4,675)</u>	<u>30,791</u>
<b>TOTAL FUNDS</b>	<u>274,497</u>	<u>(76,900)</u>	<u>-</u>	<u>197,597</u>

## Tenbury NILS Scheme

### Notes to the Financial Statements - continued for the Year Ended 31st March 2024

#### 10. MOVEMENT IN FUNDS - continued

A current year 12 months and prior year 12 months combined net movement in funds, included in the above are as follows:

	Incoming resources £	Resources expended £	Gains and losses £	Movement in funds £
<b>Unrestricted funds</b>				
General fund	68,176	(138,725)	4,561	(65,988)
<b>Restricted funds</b>				
Outreach Project	-	(3,838)	-	(3,838)
Other restricted funds	238,725	(245,049)	-	(6,324)
Illegal Money Lending Team	-	(750)	-	(750)
	<u>238,725</u>	<u>(249,637)</u>	<u>-</u>	<u>(10,912)</u>
<b>TOTAL FUNDS</b>	<u>306,901</u>	<u>(388,362)</u>	<u>4,561</u>	<u>(76,900)</u>

During the year various grants were received with restrictions attached. The balances stated below are all shown under the 'Other restricted funds' fund:

	B/fwd	Income	Expenditure	Transfer	Balance
Individual Source National Funding Source	3,137	0	1,262	0	1,875
Local Funding Source	11,714	175,000	131,367	37,000	18,347
	<u>8,681</u>	<u>300</u>	<u>602</u>	<u>0</u>	<u>8,379</u>
Total	<u>23,532</u>	<u>175,300</u>	<u>133,231</u>	<u>37,000</u>	<u>28,601</u>

The restricted fund also includes a balance of £2,190 regarding the Outreach Project. This was set up on 2017/18 and enables NILS to reach out to rural communities in Shropshire, Herefordshire and Worcestershire.

#### 11. RELATED PARTY DISCLOSURES

There were no related party transactions for the year ended 31st March 2024.

#### 12. GOING CONCERN

The trustees consider that there are no material uncertainties about the charity's ability to continue and the financial statements have therefore been prepared on the going concern basis.

Tenbury NILS Scheme

Detailed Statement of Financial Activities  
for the Year Ended 31st March 2024

	2024 £	2023 £
<b>INCOME AND ENDOWMENTS</b>		
<b>Donations and legacies</b>		
Donations	6,380	1,153
Grants	175,000	124,368
	<u>181,380</u>	<u>125,521</u>
<b>Total incoming resources</b>	<b>181,380</b>	<b>125,521</b>
<b>EXPENDITURE</b>		
<b>Charitable activities</b>		
Purchases/grants given	136,708	117,628
<b>Support costs</b>		
<b>Human resources</b>		
Wages	20,120	6,525
Pensions	277	94
Sundries	-	90
HR Support	866	1,694
	<u>21,263</u>	<u>8,403</u>
<b>Other</b>		
Rent	-	119
Insurance	952	801
Telephone	1,140	751
Postage and stationery	860	484
Sundries	3,350	3,123
Professional fees	33,488	50,116
Prior year defaulted loans	119	-
Fixtures and fittings depreciation	-	472
Computer equipment depreciation	1,098	304
	<u>41,007</u>	<u>56,170</u>
<b>Governance costs</b>		
Accounts and independent examiners fee	4,188	2,995
	<u>203,166</u>	<u>185,196</u>
<b>Total resources expended</b>	<b>203,166</b>	<b>185,196</b>
<b>Net expenditure</b>	<b><u>(21,786)</u></b>	<b><u>(59,675)</u></b>

This page does not form part of the statutory financial statements

**TENBURY NILS SCHEME**

England & Wales - Charity number 1151036

---

# Accounts

---

**REGISTERED CHARITY NUMBER: 1151036**

**Report of the Trustees and  
Unaudited Financial Statements  
for the Year Ended 31 March 2023  
for  
Tenbury NILS Scheme**

**Dyke Ruscoe & Hayes Ltd  
Chartered Certified Accountants  
110 Corve Street  
Ludlow  
SHROPSHIRE  
SY8 1DJ**

## Tenbury NLS Scheme

### Contents of the Financial Statements for the Year Ended 31 March 2023

	<b>Page</b>
<b>Report of the Trustees</b>	1 to 3
<b>Independent Examiner's Report</b>	4
<b>Statement of Financial Activities</b>	5
<b>Balance Sheet</b>	6
<b>Notes to the Financial Statements</b>	7 to 13
<b>Detailed Statement of Financial Activities</b>	14

## **Tenbury NILS Scheme**

### **Report of the Trustees for the Year Ended 31 March 2023**

The trustees present their report with the financial statements of the charity for the year ended 31 March 2023. The trustees have adopted the provisions of Accounting and Reporting by Charities: Statement of Recommended Practice applicable to charities preparing their accounts in accordance with the Financial Reporting Standard applicable in the UK and Republic of Ireland (FRS 102) (effective 1 January 2019).

The 2022 - 2023 year commenced with the Charity in good financial health with funding from regular partners as well as a legacy from a individual that has been invested. The Charity had recently appointed it's first Charity Manager with the aim to improve the professionalism of the Charity; to improve policy and practices; to secure new sources of funding to improve the viability of the Charity in the medium term.

We continue to look to bring in fresh ideas through new volunteers and trustees and would welcome contact from anyone who may be interested.

#### **OBJECTIVES AND ACTIVITIES**

##### **Objectives and aims**

The objective of the Tenbury NILS Scheme is to provide no interest loans and grant based support to local people in acute financial need in Worcestershire, Herefordshire and Shropshire. In recent years the focus has been rightly, on direct grants to help individuals in response firstly to Covid and secondly to the cost of living crisis. Local funders have been keen to work with NILS to directly help local people in crisis and the operations of the Charity have evolved to meet the needs of funders and clients

Essential items to a maximum value of £500 (e.g. white goods, household goods, emergency removals, travel passes to/from further education and work) are purchased on behalf of the client by NILS from local businesses where possible.

Clients are typically in receipt of benefits or on a low income and their eligibility is assessed in accordance with criteria set by the trustees and grants and loans are not given in cash form and cannot be used for any other purpose.

##### **Public benefit**

The trustees consider the charity to be a public benefit entity.

#### **ACHIEVEMENT AND PERFORMANCE**

##### **Charitable activities**

Funds continued to be made available to charities and NILS was successful in a number of applications for these, allowing us to continue to provide grant-based support to those in need of life's essentials. The greatest challenge, however, continues to be securing funds to support the charity's running costs which, along with the number of clients to whom the team has provided support, have continued to grow.

#### **FINANCIAL REVIEW**

##### **Financial position**

An unexpected legacy was received from a private estate at the end of the last financial year which will give the charity a solid base from which to review its long-term strategy. Another legacy from that same estate is expected in the current financial year, though the amount remains unknown at this stage

This is particularly important during this current era of high inflation where many people are struggling to survive within their current income. It was in this context that the Trustees chose to use some of the legacy investment to meet the running costs of the Charity. It is expected that a further use of legacy funding will be used in the current financial year.

There is no obvious end in sight of the financial crisis and the demands on the Charity are expected to remain high for the foreseeable future.

##### **Principal funding sources**

Funding day to day running costs still remain our greatest challenge, but we continue to be supported in these by the Burford Trust and local Masonic Lodges and Rotary Clubs and others, without whose generosity we could not continue.

As always, the Charity could not function without its great team of Administrators and volunteers on the ground who give so much help and support to those who need it and without whom there would be no NILS.

## **Tenbury NILS Scheme**

### **Report of the Trustees for the Year Ended 31 March 2023**

#### **FINANCIAL REVIEW**

##### **Investment policy and objectives**

The trustees with the assistance of the investment advisors closely monitor the performance of the investments which are mainly in shares in quoted public companies. The primary aim of the investments is to produce an income whilst minimising investment risk.

##### **Reserves policy**

The charity's reserves policy is to have enough funds to be able to pay six months operating expenses.

##### **Going concern**

We expect the demand for support from NILS to remain high and will continue to do whatever we can to support those worst affected.

#### **FUTURE PLANS**

NILS hopes to continue to influence local government partners in its attempt to provide future help for the most vulnerable in our communities. We expect that the current staffing levels are adequate though we will continue to review. Additional trustees will be needed in the medium term and the key priorities remains helping local people and fundraising to support our aims and values.

#### **STRUCTURE, GOVERNANCE AND MANAGEMENT**

##### **Governing document**

The charity is controlled by its governing document, a deed of trust and constitutes an unincorporated charity.

Tenbury NILS Scheme is a registered charity No. 1151036 and was constituted by a Declaration of Trust dated 8 February 2013.

The trust deed states there shall be at least two ordinary meetings each year.

##### **Recruitment and appointment of new trustees**

There must be at least three trustees. Every trustee must be appointed (for a term of three years) by a resolution of the trustees passed at a special meeting.

In selection the trustees must have regard to the skills, knowledge and experience needed for the effective administration of the charity.

##### **Decision making**

At meetings, decisions will be made by a majority of the trustees present and voting on the question. The person chairing the meeting shall have a casting vote.

#### **REFERENCE AND ADMINISTRATIVE DETAILS**

##### **Registered Charity number**

1151036

##### **Principal address**

c/o dhjh LLP  
81 Teme Street  
Tenbury Wells  
Worcestershire  
WR15 8AE

##### **Trustees**

Ms A J Vint (resigned 1.9.22)  
Rev M Inglis  
S Harrison-Stone (appointed 17.5.22)  
D Stevens (appointed 9.5.22)

**Tenbury NILS Scheme**

**Report of the Trustees  
for the Year Ended 31 March 2023**

**REFERENCE AND ADMINISTRATIVE DETAILS**

**Independent Examiner**


Mr S C Davies  
Dyke Ruscoe & Hayes Ltd  
Chartered Certified Accountants  
110 Corve Street  
Ludlow  
SHROPSHIRE  
SY8 1DJ

**OTHER OFFICIALS**

Chair - Mr D Stevens

Secretary - Rev M Inglis

Approved by order of the board of trustees on ..... and signed on its behalf by:



.....  
D Stevens - Trustee



20/2/24

**Independent Examiner's Report to the Trustees of  
Tenbury NILS Scheme**

**Independent examiner's report to the trustees of Tenbury NILS Scheme**

I report to the charity trustees on my examination of the accounts of Tenbury NILS Scheme (the Trust) for the year ended 31 March 2023.

**Responsibilities and basis of report**

As the charity trustees of the Trust you are responsible for the preparation of the accounts in accordance with the requirements of the Charities Act 2011 ('the Act').

I report in respect of my examination of the Trust's accounts carried out under Section 145 of the Act and in carrying out my examination I have followed all applicable Directions given by the Charity Commission under Section 145(5)(b) of the Act.

**Independent examiner's statement**

I have completed my examination. I confirm that no material matters have come to my attention in connection with the examination giving me cause to believe that in any material respect:

1. accounting records were not kept in respect of the Trust as required by Section 130 of the Act; or
2. the accounts do not accord with those records; or
3. the accounts do not comply with the applicable requirements concerning the form and content of accounts set out in the Charities (Accounts and Reports) Regulations 2008 other than any requirement that the accounts give a true and fair view which is not a matter considered as part of an independent examination.

I have no concerns and have come across no other matters in connection with the examination to which attention should be drawn in this report in order to enable a proper understanding of the accounts to be reached.



Mr S C Davies

Dyke Ruscoe & Hayes Ltd  
Chartered Certified Accountants  
110 Corve Street  
Ludlow  
SHROPSHIRE  
SY8 1DJ

Date: 29 FEBRUARY 2024

## Tenbury NILS Scheme

### Statement of Financial Activities for the Year Ended 31 March 2023

	Notes	Unrestricted fund £	Restricted funds £	2023 Total funds £	2022 Total funds £
<b>INCOME AND ENDOWMENTS FROM</b>					
Donations and legacies		25,096	100,425	125,521	291,959
<b>EXPENDITURE ON</b>					
<b>Charitable activities</b>					
Outreach Project		-	1,406	1,406	750
Other restricted activities		-	111,818	111,818	49,731
Other unrestricted activities		5,810	-	5,810	-
Other		65,412	750	66,162	34,379
<b>Total</b>		<u>71,222</u>	<u>113,974</u>	<u>185,196</u>	<u>84,860</u>
Net gains/(losses) on investments		(5,022)	-	(5,022)	-
<b>NET INCOME/(EXPENDITURE)</b>		<u>(51,148)</u>	<u>(13,549)</u>	<u>(64,697)</u>	<u>207,099</u>
<b>Transfers between funds</b>	10	<u>4,675</u>	<u>(4,675)</u>	<u>-</u>	<u>-</u>
<b>Net movement in funds</b>		<u>(46,473)</u>	<u>(18,224)</u>	<u>(64,697)</u>	<u>207,099</u>
<b>RECONCILIATION OF FUNDS</b>					
Total funds brought forward		228,119	46,378	274,497	67,398
<b>TOTAL FUNDS CARRIED FORWARD</b>		<u><u>181,646</u></u>	<u><u>28,154</u></u>	<u><u>209,800</u></u>	<u><u>274,497</u></u>


The notes form part of these financial statements

Tenbury NILS Scheme

Balance Sheet  
31 March 2023

	Notes	Unrestricted fund £	Restricted funds £	2023 Total funds £	2022 Total funds £
<b>FIXED ASSETS</b>					
Tangible assets	5	2,128	-	2,128	471
Investments	6	185,381	9,627	195,008	-
		<u>187,509</u>	<u>9,627</u>	<u>197,136</u>	<u>471</u>
<b>CURRENT ASSETS</b>					
Debtors	7	119	-	119	7,434
Prepayments and accrued income		580	-	580	478
Cash at bank and in hand		1	21,510	21,511	272,353
		<u>700</u>	<u>21,510</u>	<u>22,210</u>	<u>280,265</u>
<b>CREDITORS</b>					
Amounts falling due within one year	8	(3,863)	(2,983)	(6,846)	(3,539)
		<u>(3,163)</u>	<u>18,527</u>	<u>15,364</u>	<u>276,726</u>
<b>NET CURRENT ASSETS</b>					
<b>TOTAL ASSETS LESS CURRENT LIABILITIES</b>		184,346	28,154	212,500	277,197
<b>ACCRUALS AND DEFERRED INCOME</b>	9	(2,700)	-	(2,700)	(2,700)
<b>NET ASSETS</b>		<u>181,646</u>	<u>28,154</u>	<u>209,800</u>	<u>274,497</u>
<b>FUNDS</b>					
Unrestricted funds	10			181,646	228,119
Restricted funds				28,154	46,378
<b>TOTAL FUNDS</b>				<u>209,800</u>	<u>274,497</u>

The financial statements were approved by the Board of Trustees and authorised for issue on 20 February 2024 and were signed on its behalf by:

  
.....  
Rev M Inglis - Trustee

## Tenbury NILS Scheme

### Notes to the Financial Statements for the Year Ended 31 March 2023

#### 1. ACCOUNTING POLICIES

##### **Basis of preparing the financial statements**

The financial statements of the charity, which is a public benefit entity under FRS 102, have been prepared in accordance with the Charities SORP (FRS 102) 'Accounting and Reporting by Charities: Statement of Recommended Practice applicable to charities preparing their accounts in accordance with the Financial Reporting Standard applicable in the UK and Republic of Ireland (FRS 102) (effective 1 January 2019)', Financial Reporting Standard 102 'The Financial Reporting Standard applicable in the UK and Republic of Ireland' and the Charities Act 2011. The financial statements have been prepared under the historical cost convention, with the exception of investments which are included at market value.

##### **Income**

All income is recognised in the Statement of Financial Activities once the charity has entitlement to the funds, it is probable that the income will be received and the amount can be measured reliably.

##### **Expenditure**

Liabilities are recognised as expenditure as soon as there is a legal or constructive obligation committing the charity to that expenditure, it is probable that a transfer of economic benefits will be required in settlement and the amount of the obligation can be measured reliably. Expenditure is accounted for on an accruals basis and has been classified under headings that aggregate all cost related to the category. Where costs cannot be directly attributed to particular headings they have been allocated to activities on a basis consistent with the use of resources.

##### **Tangible fixed assets**

Depreciation is provided at the following annual rates in order to write off each asset over its estimated useful life.

Fixtures and fittings	- Straight line over 5 years and Straight line over 3 years
Computer equipment	- 33% on cost

##### **Taxation**

The charity is exempt from tax on its charitable activities.

##### **Fund accounting**

Unrestricted funds can be used in accordance with the charitable objectives at the discretion of the trustees.

Restricted funds can only be used for particular restricted purposes within the objects of the charity. Restrictions arise when specified by the donor or when funds are raised for particular restricted purposes.

Further explanation of the nature and purpose of each fund is included in the notes to the financial statements.

##### **Pension costs and other post-retirement benefits**

The charity operates a defined contribution pension scheme. Contributions payable to the charity's pension scheme are charged to the Statement of Financial Activities in the period to which they relate.

## Tenbury NILS Scheme

### Notes to the Financial Statements - continued for the Year Ended 31 March 2023

#### 2. TRUSTEES' REMUNERATION AND BENEFITS

There were no trustees' remuneration or other benefits for the year ended 31 March 2023 nor for the year ended 31 March 2022.

#### Trustees' expenses

There were no trustees' re-imbursements paid this year.

#### 3. STAFF COSTS

The average monthly number of employees during the year was as follows:

	2023	2022
Administration	<u>1</u>	<u>1</u>

No employees received emoluments in excess of £60,000.

#### 4. COMPARATIVES FOR THE STATEMENT OF FINANCIAL ACTIVITIES

	Unrestricted fund £	Restricted funds £	Total funds £
<b>INCOME AND ENDOWMENTS FROM</b>			
Donations and legacies	<u>229,823</u>	<u>62,136</u>	<u>291,959</u>
<b>EXPENDITURE ON</b>			
<b>Charitable activities</b>			
Outreach Project	-	750	750
Other restricted activities	-	49,731	49,731
Other	<u>34,379</u>	-	<u>34,379</u>
<b>Total</b>	<u>34,379</u>	<u>50,481</u>	<u>84,860</u>
<b>NET INCOME</b>	195,444	11,655	207,099
<b>RECONCILIATION OF FUNDS</b>			
Total funds brought forward	<u>32,675</u>	<u>34,723</u>	<u>67,398</u>
<b>TOTAL FUNDS CARRIED FORWARD</b>	<u>228,119</u>	<u>46,378</u>	<u>274,497</u>

**Tenbury NLS Scheme**

**Notes to the Financial Statements - continued  
for the Year Ended 31 March 2023**

**5. TANGIBLE FIXED ASSETS**

	Fixtures and fittings £	Computer equipment £	Totals £
<b>COST</b>			
At 1 April 2022	4,000	-	4,000
Additions	-	2,432	2,432
Disposals	(3,123)	-	(3,123)
	<u>877</u>	<u>2,432</u>	<u>3,309</u>
At 31 March 2023			
<b>DEPRECIATION</b>			
At 1 April 2022	3,529	-	3,529
Charge for year	471	304	775
Eliminated on disposal	(3,123)	-	(3,123)
	<u>877</u>	<u>304</u>	<u>1,181</u>
At 31 March 2023			
<b>NET BOOK VALUE</b>			
At 31 March 2023	<u>-</u>	<u>2,128</u>	<u>2,128</u>
At 31 March 2022	<u>471</u>	<u>-</u>	<u>471</u>

**6. FIXED ASSET INVESTMENTS**

	Listed investments £
<b>MARKET VALUE</b>	
Additions	200,030
Impairments	(5,022)
	<u>195,008</u>
At 31 March 2023	
<b>NET BOOK VALUE</b>	
At 31 March 2023	<u>195,008</u>
At 31 March 2022	<u>-</u>

There were no investment assets outside the UK.

**7. DEBTORS: AMOUNTS FALLING DUE WITHIN ONE YEAR**

	2023 £	2022 £
Loans receivable	119	424
Other debtors	-	7,010
	<u>119</u>	<u>7,434</u>

**Tenbury NILS Scheme**

**Notes to the Financial Statements - continued  
for the Year Ended 31 March 2023**

**7. DEBTORS: AMOUNTS FALLING DUE WITHIN ONE YEAR - continued**

The movement in loans receivable during the year is as follows:	2023	2022
	£	£
Loans outstanding at 31 March 2022	424	2,911
Loans advanced to clients	0	380
Loan repayments received	(305)	(1,015)
Defaulted loans written off	0	(1,852)
Loans outstanding at 31 March 2023	119	424

**8. CREDITORS: AMOUNTS FALLING DUE WITHIN ONE YEAR**

	2023	2022
	£	£
Trade creditors	6,214	1,601
Other creditors	632	1,938
	<u>6,846</u>	<u>3,539</u>

**9. ACCRUALS AND DEFERRED INCOME**

	2023	2022
	£	£
Accruals and deferred income	<u>2,700</u>	<u>2,700</u>

**10. MOVEMENT IN FUNDS**

	At 1.4.22	Net movement in funds	Transfers between funds	At 31.3.23
	£	£	£	£
<b>Unrestricted funds</b>				
General fund	228,119	(51,148)	4,675	181,646
<b>Restricted funds</b>				
Outreach Project	6,028	(1,406)	-	4,622
Other restricted funds	39,600	(11,393)	(4,675)	23,532
Illegal Money Lending Team	750	(750)	-	-
	<u>46,378</u>	<u>(13,549)</u>	<u>(4,675)</u>	<u>28,154</u>
<b>TOTAL FUNDS</b>	<u>274,497</u>	<u>(64,697)</u>	<u>-</u>	<u>209,800</u>

Tenbury NILS Scheme

Notes to the Financial Statements - continued  
for the Year Ended 31 March 2023

10. MOVEMENT IN FUNDS - continued

Net movement in funds, included in the above are as follows:

	Incoming resources £	Resources expended £	Gains and losses £	Movement in funds £
<b>Unrestricted funds</b>				
General fund	25,096	(71,222)	(5,022)	(51,148)
<b>Restricted funds</b>				
Outreach Project	-	(1,406)	-	(1,406)
Other restricted funds	100,425	(111,818)	-	(11,393)
Illegal Money Lending Team	-	(750)	-	(750)
	<u>100,425</u>	<u>(113,974)</u>	<u>-</u>	<u>(13,549)</u>
<b>TOTAL FUNDS</b>	<u>125,521</u>	<u>(185,196)</u>	<u>(5,022)</u>	<u>(64,697)</u>

Comparatives for movement in funds

	At 1.4.21 £	Net movement in funds £	At 31.3.22 £
<b>Unrestricted funds</b>			
General fund	32,675	195,444	228,119
<b>Restricted funds</b>			
Outreach Project	6,778	(750)	6,028
Other restricted funds	27,945	11,655	39,600
Illegal Money Lending Team	-	750	750
	<u>34,723</u>	<u>11,655</u>	<u>46,378</u>
<b>TOTAL FUNDS</b>	<u>67,398</u>	<u>207,099</u>	<u>274,497</u>

Comparative net movement in funds, included in the above are as follows:

	Incoming resources £	Resources expended £	Movement in funds £
<b>Unrestricted funds</b>			
General fund	229,823	(34,379)	195,444
<b>Restricted funds</b>			
Outreach Project	-	(750)	(750)
Other restricted funds	61,386	(49,731)	11,655
Illegal Money Lending Team	750	-	750
	<u>62,136</u>	<u>(50,481)</u>	<u>11,655</u>
<b>TOTAL FUNDS</b>	<u>291,959</u>	<u>(84,860)</u>	<u>207,099</u>

Tenbury NILS Scheme

Notes to the Financial Statements - continued  
for the Year Ended 31 March 2023

10. MOVEMENT IN FUNDS - continued

A current year 12 months and prior year 12 months combined position is as follows:

	At 1.4.21 £	Net movement in funds £	Transfers between funds £	At 31.3.23 £
<b>Unrestricted funds</b>				
General fund	32,675	144,296	4,675	181,646
<b>Restricted funds</b>				
Outreach Project	6,778	(2,156)	-	4,622
Other restricted funds	27,945	262	(4,675)	23,532
	<u>34,723</u>	<u>(1,894)</u>	<u>(4,675)</u>	<u>28,154</u>
<b>TOTAL FUNDS</b>	<u>67,398</u>	<u>142,402</u>	<u>-</u>	<u>209,800</u>

A current year 12 months and prior year 12 months combined net movement in funds, included in the above are as follows:

	Incoming resources £	Resources expended £	Gains and losses £	Movement in funds £
<b>Unrestricted funds</b>				
General fund	254,919	(105,601)	(5,022)	144,296
<b>Restricted funds</b>				
Outreach Project	-	(2,156)	-	(2,156)
Other restricted funds	161,811	(161,549)	-	262
Illegal Money Lending Team	750	(750)	-	-
	<u>162,561</u>	<u>(164,455)</u>	<u>-</u>	<u>(1,894)</u>
<b>TOTAL FUNDS</b>	<u>417,480</u>	<u>(270,056)</u>	<u>(5,022)</u>	<u>142,402</u>

During the year various grants were received with restrictions attached. The balances stated below are all shown under the 'COVID-19' fund:

	B/fwd	Income	Expenditure	Transfer	Balance
Individual Source	5,352	0	938	1,277	3,137
National Funding Source	23,925	95,424	105,298	2,337	11,714
Local Funding Source	10,323	5,000	5,581	1,061	8,681
<b>Total</b>	<u>39,600</u>	<u>100,424</u>	<u>111,817</u>	<u>4,675</u>	<u>23,532</u>

The restricted fund also includes a balance of £4,622 regarding the Outreach Project. This was set up on 2017/18 and enables NILS to reach out to rural communities in Shropshire, Herefordshire and Worcestershire.

**Tenbury NILS Scheme**

**Notes to the Financial Statements - continued  
for the Year Ended 31 March 2023**

**11. RELATED PARTY DISCLOSURES**

There were no related party transactions for the year ended 31 March 2023.

**12. GOING CONCERN**

The trustees consider that there are no material uncertainties about the charity's ability to continue and the financial statements have therefore been prepared on the going concern basis.

## Tenbury NLS Scheme

### Detailed Statement of Financial Activities for the Year Ended 31 March 2023

	2023 £	2022 £
<b>INCOME AND ENDOWMENTS</b>		
<b>Donations and legacies</b>		
Donations	1,153	23,072
Legacies	-	200,000
Grants	124,368	68,887
	<u>125,521</u>	<u>291,959</u>
<b>Total incoming resources</b>	125,521	291,959
<b>EXPENDITURE</b>		
<b>Charitable activities</b>		
Purchases/grants given	117,628	49,731
<b>Support costs</b>		
<b>Human resources</b>		
Wages	6,525	13,386
Pensions	94	193
Sundries	90	135
HR Support	1,694	-
	<u>8,403</u>	<u>13,714</u>
<b>Other</b>		
Rent	119	250
Rates and water	-	(151)
Insurance	801	613
Light and heat	-	11
Telephone	751	850
Postage and stationery	484	320
Sundries	3,123	1,605
Professional fees	50,116	12,226
Prior year defaulted loans	-	1,852
Training	-	180
Fixtures and fittings depreciation	472	677
Computer equipment	304	-
	<u>56,170</u>	<u>18,433</u>
<b>Governance costs</b>		
Accounts and independent examiners fee	2,995	2,982
	<u>185,196</u>	<u>84,860</u>
<b>Total resources expended</b>	185,196	84,860
<b>Net (expenditure)/income</b>	<u>(59,675)</u>	<u>207,099</u>

This page does not form part of the statutory financial statements

**TENBURY NILS SCHEME**

England & Wales - Charity number 1151036

---

# Accounts

---

**REGISTERED CHARITY NUMBER: 1151036**

**Report of the Trustees and  
Unaudited Financial Statements  
for the Year Ended 31 March 2022  
for  
Tenbury NILS Scheme**

**Dyke Ruscoe & Hayes Ltd  
Chartered Certified Accountants  
110 Corve Street  
Ludlow  
SHROPSHIRE  
SY8 1DJ**

**Contents of the Financial Statements  
for the Year Ended 31 March 2022**

	<b>Page</b>
<b>Report of the Trustees</b>	1 to 3
<b>Independent Examiner's Report</b>	4
<b>Statement of Financial Activities</b>	5
<b>Balance Sheet</b>	6
<b>Notes to the Financial Statements</b>	7 to 13
<b>Detailed Statement of Financial Activities</b>	14

## **Tenbury NILS Scheme**

### **Report of the Trustees for the Year Ended 31 March 2022**

The trustees present their report with the financial statements of the charity for the year ended 31 March 2022. The trustees have adopted the provisions of Accounting and Reporting by Charities: Statement of Recommended Practice applicable to charities preparing their accounts in accordance with the Financial Reporting Standard applicable in the UK and Republic of Ireland (FRS 102) (effective 1 January 2019).

The start of the 2021-22 financial year saw the country emerge from lockdown, the immediate effects of the pandemic and a new normal being established. We are still learning about the longer-term impact of the pandemic, but one thing that has stood out in this past year has been the significant increase in NILS' client base and its widening social-demographic as the pandemic pushed people over the line and in to acute financial need who, previously, would never have imagined they would need to turn to a charity for help.

We continue to look to bring in fresh ideas through new volunteers and trustees and would welcome contact from anyone who may be interested.

#### **OBJECTIVES AND ACTIVITIES**

##### **Objectives and aims**

The objective of the Tenbury NILS Scheme is to provide no interest loans and grant based support to local people in acute financial need in Worcestershire, Herefordshire and Shropshire.

Essential items to a maximum value of £400 (e.g. white goods, school uniforms, travel passes to/from further education and work, and medical equipment) are purchased on behalf of the client by NILS from local businesses and the client repays the loan at a rate they can afford over a period up to 24 months with no interest or arrangement fees payable.

Clients are typically in receipt of benefits or on a low income and their eligibility is assessed in accordance with criteria set by the trustees and loans are not given in cash form and cannot be used for any other purpose.

##### **Public benefit**

The trustees consider the charity to be a public benefit entity.

#### **ACHIEVEMENT AND PERFORMANCE**

##### **Charitable activities**

Funds continued to be made available to charities and NILS was successful in a number of applications for these, allowing us to continue to provide grant-based support to those in need of life's essentials. The greatest challenge, however, continues to be securing funds to support the charity's running costs which, along with the number of clients to whom the team has provided support, have continued to grow.

#### **FINANCIAL REVIEW**

##### **Financial position**

An unexpected legacy was received from a private estate at the end of the financial year which will give the charity a solid base from which to review its long-term strategy and its plan for 2022-23. This is particularly important as the war in Ukraine with its resultant impact on food and energy prices and inflation in the everyday cost of living, will see yet more people pushed over the line into financial hardship.

We have another challenging year ahead of us.

##### **Principal funding sources**

Funding day to day running costs still remain our greatest challenge, but we continue to be supported in these by the Burford Trust and local Masonic Lodges and Rotary Clubs, without whose generosity we could not continue.

As always, the Charity could not function without its great team of Administrators and volunteers on the ground who give so much help and support to those who need it and without whom there would be no NILS.

##### **Reserves policy**

The charity's reserves policy is to have enough funds to be able to pay six months operating expenses.

##### **Going concern**

As we face a winter with the twin challenges of Covid 19 and flu season, we expect the demand for support from NILS to remain high and will continue to do whatever we can to support those worst affected.

## **Tenbury NILS Scheme**

### **Report of the Trustees for the Year Ended 31 March 2022**

#### **FUTURE PLANS**

NILS has been influencing the national debate regarding the possibility of establishing a nationwide NILS, backed by the government. In the Chancellor's Autumn Statement in 2018, the intention of undertaking a feasibility study into establishing a nationwide NILS based on the Australian model was mentioned. Through our Shropshire MP, Philip Dunne, we made contact, and met, with the relevant officials at the Treasury who were unaware that NILS was already in existence in this country. We have since been involved in the ongoing debate which has included credit unions and other charities and we await to see what the outcome will be.

#### **STRUCTURE, GOVERNANCE AND MANAGEMENT**

##### **Governing document**

The charity is controlled by its governing document, a deed of trust and constitutes an unincorporated charity.

Tenbury NILS Scheme is a registered charity No. 1151036 and was constituted by a Declaration of Trust dated 8 February 2013.

The trust deed states there shall be at least two ordinary meetings each year.

##### **Recruitment and appointment of new trustees**

There must be at least three trustees. Every trustee must be appointed (for a term of three years) by a resolution of the trustees passed at a special meeting.

In selection the trustees must have regard to the skills, knowledge and experience needed for the effective administration of the charity.

##### **Decision making**

At meetings, decisions will be made by a majority of the trustees present and voting on the question. The person chairing the meeting shall have a casting vote.

#### **REFERENCE AND ADMINISTRATIVE DETAILS**

##### **Registered Charity number**

1151036

##### **Principal address**

c/o dhjh LLP  
81 Teme Street  
Tenbury Wells  
Worcestershire  
WR15 8AE

##### **Trustees**

Ms A J Vint (resigned 1.9.22)  
Mr M Williams (resigned 31.1.22)  
Rev M Inglis  
S Harrison-Stone (appointed 17.5.22)  
D Stevens (appointed 9.5.22)

##### **Independent Examiner**

Mr S C Davies  
The Association of Chartered Certified Accountants  
Dyke Ruscoe & Hayes Ltd  
Chartered Certified Accountants  
110 Corve Street  
Ludlow  
SHROPSHIRE  
SY8 1DJ

**Tenbury NILS Scheme**

**Report of the Trustees  
for the Year Ended 31 March 2022**

**OTHER OFFICIALS**

Treasurer - Rev M Inglis

Secretary - Mr D Stevens

Approved by order of the board of trustees on 2 December 2022 and signed on its behalf by:



D Stevens - Trustee

**Independent Examiner's Report to the Trustees of  
Tenbury NILS Scheme**

**Independent examiner's report to the trustees of Tenbury NILS Scheme**

I report to the charity trustees on my examination of the accounts of Tenbury NILS Scheme (the Trust) for the year ended 31 March 2022.

**Responsibilities and basis of report**

As the charity trustees of the Trust you are responsible for the preparation of the accounts in accordance with the requirements of the Charities Act 2011 ('the Act').

I report in respect of my examination of the Trust's accounts carried out under Section 145 of the Act and in carrying out my examination I have followed all applicable Directions given by the Charity Commission under Section 145(5)(b) of the Act.

**Independent examiner's statement**

Since your charity's gross income exceeded £250,000 your examiner must be a member of a listed body. I can confirm that I am qualified to undertake the examination because I am a registered member of The Association of Chartered Certified Accountants which is one of the listed bodies.

I have completed my examination. I confirm that no material matters have come to my attention in connection with the examination giving me cause to believe that in any material respect:

1. accounting records were not kept in respect of the Trust as required by Section 130 of the Act; or
2. the accounts do not accord with those records; or
3. the accounts do not comply with the applicable requirements concerning the form and content of accounts set out in the Charities (Accounts and Reports) Regulations 2008 other than any requirement that the accounts give a true and fair view which is not a matter considered as part of an independent examination.

I have no concerns and have come across no other matters in connection with the examination to which attention should be drawn in this report in order to enable a proper understanding of the accounts to be reached.



Mr S C Davies  
The Association of Chartered Certified Accountants  
Dyke Ruscoe & Hayes Ltd  
Chartered Certified Accountants  
110 Corve Street  
Ludlow  
SHROPSHIRE  
SY8 1DJ

2 December 2022

**Tenbury NILS Scheme**

**Statement of Financial Activities  
for the Year Ended 31 March 2022**

	Notes	Unrestricted fund £	Restricted funds £	2022 Total funds £	2021 Total funds £
<b>INCOME AND ENDOWMENTS FROM</b>					
Donations and legacies		229,823	62,136	291,959	100,032
Other income	2	-	-	-	12,500
<b>Total</b>		<u>229,823</u>	<u>62,136</u>	<u>291,959</u>	<u>112,532</u>
<b>EXPENDITURE ON</b>					
<b>Charitable activities</b>					
Outreach Project		-	750	750	618
Flooding purchases		-	-	-	1,130
COVID-19		-	49,731	49,731	43,874
Other		34,379	-	34,379	37,000
<b>Total</b>		<u>34,379</u>	<u>50,481</u>	<u>84,860</u>	<u>82,622</u>
<b>NET INCOME</b>		195,444	11,655	207,099	29,910
<b>RECONCILIATION OF FUNDS</b>					
Total funds brought forward		32,675	34,723	67,398	37,488
<b>TOTAL FUNDS CARRIED FORWARD</b>		<u><u>228,119</u></u>	<u><u>46,378</u></u>	<u><u>274,497</u></u>	<u><u>67,398</u></u>

The notes form part of these financial statements

Tenbury NILS Scheme

Balance Sheet  
31 March 2022

	Notes	Unrestricted fund £	Restricted funds £	2022 Total funds £	2021 Total funds £
<b>FIXED ASSETS</b>					
Tangible assets	6	471	-	471	1,299
<b>CURRENT ASSETS</b>					
Debtors	7	7,434	-	7,434	2,911
Prepayments and accrued income		478	-	478	773
Cash at bank and in hand		225,872	46,481	272,353	72,108
		<u>233,784</u>	<u>46,481</u>	<u>280,265</u>	<u>75,792</u>
<b>CREDITORS</b>					
Amounts falling due within one year	8	(3,436)	(103)	(3,539)	(7,893)
		<u>230,348</u>	<u>46,378</u>	<u>276,726</u>	<u>67,899</u>
<b>NET CURRENT ASSETS</b>					
		<u>230,348</u>	<u>46,378</u>	<u>276,726</u>	<u>67,899</u>
<b>TOTAL ASSETS LESS CURRENT LIABILITIES</b>					
		230,819	46,378	277,197	69,198
<b>ACCRUALS AND DEFERRED INCOME</b>					
	9	(2,700)	-	(2,700)	(1,800)
<b>NET ASSETS</b>					
		<u>228,119</u>	<u>46,378</u>	<u>274,497</u>	<u>67,398</u>
<b>FUNDS</b>					
	10				
Unrestricted funds				228,119	32,675
Restricted funds				46,378	34,723
<b>TOTAL FUNDS</b>					
				<u>274,497</u>	<u>67,398</u>

The financial statements were approved by the Board of Trustees and authorised for issue on 2 December 2022 and were signed on its behalf by:



Rev M Inglis - Trustee

## Tenbury NILS Scheme

### Notes to the Financial Statements for the Year Ended 31 March 2022

#### 1. ACCOUNTING POLICIES

##### **Basis of preparing the financial statements**

The financial statements of the charity, which is a public benefit entity under FRS 102, have been prepared in accordance with the Charities SORP (FRS 102) 'Accounting and Reporting by Charities: Statement of Recommended Practice applicable to charities preparing their accounts in accordance with the Financial Reporting Standard applicable in the UK and Republic of Ireland (FRS 102) (effective 1 January 2019)', Financial Reporting Standard 102 'The Financial Reporting Standard applicable in the UK and Republic of Ireland' and the Charities Act 2011. The financial statements have been prepared under the historical cost convention.

##### **Income**

All income is recognised in the Statement of Financial Activities once the charity has entitlement to the funds, it is probable that the income will be received and the amount can be measured reliably.

##### **Expenditure**

Liabilities are recognised as expenditure as soon as there is a legal or constructive obligation committing the charity to that expenditure, it is probable that a transfer of economic benefits will be required in settlement and the amount of the obligation can be measured reliably. Expenditure is accounted for on an accruals basis and has been classified under headings that aggregate all cost related to the category. Where costs cannot be directly attributed to particular headings they have been allocated to activities on a basis consistent with the use of resources.

##### **Tangible fixed assets**

Depreciation is provided at the following annual rates in order to write off each asset over its estimated useful life.

Fixtures and fittings - Straight line over 5 years and Straight line over 3 years

##### **Taxation**

The charity is exempt from tax on its charitable activities.

##### **Fund accounting**

Unrestricted funds can be used in accordance with the charitable objectives at the discretion of the trustees.

Restricted funds can only be used for particular restricted purposes within the objects of the charity. Restrictions arise when specified by the donor or when funds are raised for particular restricted purposes.

Further explanation of the nature and purpose of each fund is included in the notes to the financial statements.

##### **Pension costs and other post-retirement benefits**

The charity operates a defined contribution pension scheme. Contributions payable to the charity's pension scheme are charged to the Statement of Financial Activities in the period to which they relate.

#### 2. OTHER INCOME

	2022	2021
	£	£
Other income	-	12,500

Tenbury NILS Scheme

Notes to the Financial Statements - continued  
for the Year Ended 31 March 2022

3. TRUSTEES' REMUNERATION AND BENEFITS

There were no trustees' remuneration or other benefits for the year ended 31 March 2022 nor for the year ended 31 March 2021.

Trustees' expenses

During the year, expenses incurred wholly and exclusively for the trust of £17 were incurred by, and reimbursed to Ms A Vint.

4. STAFF COSTS

The average monthly number of employees during the year was as follows:

	2022	2021
Administration	<u>1</u>	<u>1</u>

No employees received emoluments in excess of £60,000.

5. COMPARATIVES FOR THE STATEMENT OF FINANCIAL ACTIVITIES

	Unrestricted fund £	Restricted funds £	Total funds £
<b>INCOME AND ENDOWMENTS FROM</b>			
Donations and legacies	41,832	58,200	100,032
Other income	<u>12,500</u>	<u>-</u>	<u>12,500</u>
<b>Total</b>	<u>54,332</u>	<u>58,200</u>	<u>112,532</u>
<b>EXPENDITURE ON</b>			
<b>Charitable activities</b>			
Outreach Project	-	618	618
Flooding purchases	1,130	-	1,130
COVID-19	7,412	36,462	43,874
Other	<u>37,000</u>	<u>-</u>	<u>37,000</u>
<b>Total</b>	<u>45,542</u>	<u>37,080</u>	<u>82,622</u>
<b>NET INCOME</b>			
Transfers between funds	8,790	21,120	29,910
	<u>(6,207)</u>	<u>6,207</u>	<u>-</u>
<b>Net movement in funds</b>	2,583	27,327	29,910
<b>RECONCILIATION OF FUNDS</b>			
Total funds brought forward	30,092	7,396	37,488
<b>TOTAL FUNDS CARRIED FORWARD</b>	<u>32,675</u>	<u>34,723</u>	<u>67,398</u>

Tenbury NILS Scheme

Notes to the Financial Statements - continued  
for the Year Ended 31 March 2022

6. TANGIBLE FIXED ASSETS

	Fixtures and fittings £
<b>COST</b>	
At 1 April 2021	4,553
Disposals	(553)
	<u>4,000</u>
At 31 March 2022	<u>4,000</u>
<b>DEPRECIATION</b>	
At 1 April 2021	3,254
Charge for year	677
Eliminated on disposal	(402)
	<u>3,529</u>
At 31 March 2022	<u>3,529</u>
<b>NET BOOK VALUE</b>	
At 31 March 2022	<u>471</u>
At 31 March 2021	<u>1,299</u>

7. DEBTORS: AMOUNTS FALLING DUE WITHIN ONE YEAR

	2022 £	2021 £
Loans receivable	424	2,911
Other debtors	7,010	-
	<u>7,434</u>	<u>2,911</u>

The movement in loans receivable during the year is as follows:

	2022 £	2021 £
Loans outstanding at 31 March 2021	2,911	6,578
Loans advanced to clients	380	362
Loan repayments received	(1,015)	(3,026)
Defaulted loans written off	(1,852)	(1,003)
Loans outstanding at 31 March 2022	424	2,911

Tenbury NILS Scheme

Notes to the Financial Statements - continued  
for the Year Ended 31 March 2022

8. CREDITORS: AMOUNTS FALLING DUE WITHIN ONE YEAR

	2022	2021
	£	£
Trade creditors	1,601	7,790
Other creditors	1,938	103
	<u>3,539</u>	<u>7,893</u>

9. ACCRUALS AND DEFERRED INCOME

	2022	2021
	£	£
Accruals and deferred income	2,700	1,800
	<u>2,700</u>	<u>1,800</u>

10. MOVEMENT IN FUNDS

	At 1.4.21	Net movement in funds	At 31.3.22
	£	£	£
<b>Unrestricted funds</b>			
General fund	32,675	195,444	228,119
<b>Restricted funds</b>			
Outreach Project	6,778	(750)	6,028
COVID-19	27,945	11,655	39,600
Illegal Money Lending Team	-	750	750
	<u>34,723</u>	<u>11,655</u>	<u>46,378</u>
<b>TOTAL FUNDS</b>	<u>67,398</u>	<u>207,099</u>	<u>274,497</u>

Net movement in funds, included in the above are as follows:

	Incoming resources	Resources expended	Movement in funds
	£	£	£
<b>Unrestricted funds</b>			
General fund	229,823	(34,379)	195,444
<b>Restricted funds</b>			
Outreach Project	-	(750)	(750)
COVID-19	61,386	(49,731)	11,655
Illegal Money Lending Team	750	-	750
	<u>62,136</u>	<u>(50,481)</u>	<u>11,655</u>
<b>TOTAL FUNDS</b>	<u>291,959</u>	<u>(84,860)</u>	<u>207,099</u>

Tenbury NLS Scheme

Notes to the Financial Statements - continued  
for the Year Ended 31 March 2022

10. MOVEMENT IN FUNDS - continued

Comparatives for movement in funds

	At 1.4.20 £	Net movement in funds £	Transfers between funds £	At 31.3.21 £
<b>Unrestricted funds</b>				
General fund	30,092	8,790	(6,207)	32,675
<b>Restricted funds</b>				
Outreach Project	7,396	(618)	-	6,778
COVID-19	-	21,738	6,207	27,945
	<u>7,396</u>	<u>21,120</u>	<u>6,207</u>	<u>34,723</u>
<b>TOTAL FUNDS</b>	<u>37,488</u>	<u>29,910</u>	<u>-</u>	<u>67,398</u>

Comparative net movement in funds, included in the above are as follows:

	Incoming resources £	Resources expended £	Movement in funds £
<b>Unrestricted funds</b>			
General fund	54,332	(45,542)	8,790
<b>Restricted funds</b>			
Outreach Project	-	(618)	(618)
COVID-19	58,200	(36,462)	21,738
	<u>58,200</u>	<u>(37,080)</u>	<u>21,120</u>
<b>TOTAL FUNDS</b>	<u>112,532</u>	<u>(82,622)</u>	<u>29,910</u>

A current year 12 months and prior year 12 months combined position is as follows:

	At 1.4.20 £	Net movement in funds £	Transfers between funds £	At 31.3.22 £
<b>Unrestricted funds</b>				
General fund	30,092	204,234	(6,207)	228,119
<b>Restricted funds</b>				
Outreach Project	7,396	(1,368)	-	6,028
COVID-19	-	33,393	6,207	39,600
Illegal Money Lending Team	-	750	-	750
	<u>7,396</u>	<u>32,775</u>	<u>6,207</u>	<u>46,378</u>
<b>TOTAL FUNDS</b>	<u>37,488</u>	<u>237,009</u>	<u>-</u>	<u>274,497</u>

Tenbury NILS Scheme

Notes to the Financial Statements - continued  
for the Year Ended 31 March 2022

10. MOVEMENT IN FUNDS - continued

A current year 12 months and prior year 12 months combined net movement in funds, included in the above are as follows:

	Incoming resources £	Resources expended £	Movement in funds £
<b>Unrestricted funds</b>			
General fund	284,155	(79,921)	204,234
<b>Restricted funds</b>			
Outreach Project	-	(1,368)	(1,368)
COVID-19	119,586	(86,193)	33,393
Illegal Money Lending Team	750	-	750
	<u>120,336</u>	<u>(87,561)</u>	<u>32,775</u>
<b>TOTAL FUNDS</b>	<u>404,491</u>	<u>(167,482)</u>	<u>237,009</u>

During the year various grants were received with restrictions attached. The balances stated below are all shown under the 'COVID-19' fund:

	B/fwd	Income	Expenditure	Transfer	Balance
Individual Source	4,781	1,386	815		5,352
National Funding Source	5,817	45,000	26,892		23,925
Local Funding Source	17,347	15,000	22,025		10,322
Total	<u>27,945</u>	<u>61,386</u>	<u>49,732</u>		<u>39,599</u>

The restricted fund also includes a balance of £6,028 regarding the Outreach Project. This was set up on 2017/18 and enables NILS to reach out to rural communities in Shropshire, Herefordshire and Worcestershire.

It also includes a balance of £750 regarding an IMLT fund.

11. RELATED PARTY DISCLOSURES

There were no related party transactions for the year ended 31 March 2022.

Notes to the Financial Statements - continued  
for the Year Ended 31 March 2022

12. GOING CONCERN

The trustees consider that there are no material uncertainties about the charity's ability to continue and the financial statements have therefore been prepared on the going concern basis.

**Tenbury NILS Scheme****Detailed Statement of Financial Activities  
for the Year Ended 31 March 2022**

	2022	2021
	£	£
<b>INCOME AND ENDOWMENTS</b>		
<b>Donations and legacies</b>		
Donations	23,072	15,115
Legacies	200,000	-
Grants	68,887	84,917
	<u>291,959</u>	<u>100,032</u>
<b>Other income</b>		
Other income	-	12,500
	<u>291,959</u>	<u>112,532</u>
<b>Total incoming resources</b>		
	<u>291,959</u>	<u>112,532</u>
<b>EXPENDITURE</b>		
<b>Charitable activities</b>		
Flood purchases	-	1,130
Purchases/grants given	49,731	42,659
	<u>49,731</u>	<u>43,789</u>
<b>Support costs</b>		
<b>Human resources</b>		
Wages	13,386	11,525
Pensions	193	-
Sundries	135	1,215
	<u>13,714</u>	<u>12,740</u>
<b>Other</b>		
Rent	250	1,500
Rates and water	(151)	151
Insurance	613	590
Light and heat	11	93
Telephone	850	1,426
Postage and stationery	320	635
Sundries	1,605	1,260
Professional fees	12,226	13,953
Prior year defaulted loans	1,852	824
Training	180	407
Computer costs	-	2,265
Fixtures and fittings depreciation	677	1,189
	<u>18,433</u>	<u>24,293</u>
<b>Governance costs</b>		
Accounts and independent examiners fee	2,982	1,800
	<u>84,860</u>	<u>82,622</u>
<b>Total resources expended</b>		
	<u>84,860</u>	<u>82,622</u>
<b>Net income</b>	<u>207,099</u>	<u>29,910</u>

This page does not form part of the statutory financial statements

**TENBURY NILS SCHEME**

England & Wales - Charity number 1151036

---

# Accounts

---

**REGISTERED CHARITY NUMBER: 1151036**

**Report of the Trustees and  
Unaudited Financial Statements  
for the Year Ended 31 March 2021  
for  
Tenbury NILS Scheme**

Dyke Ruscoe & Hayes Ltd  
Chartered Certified Accountants  
110 Corve Street  
Ludlow  
SHROPSHIRE  
SY8 1DJ

## Tenbury NILS Scheme

### Contents of the Financial Statements for the Year Ended 31 March 2021

	<b>Page</b>
<b>Report of the Trustees</b>	1 to 3
<b>Independent Examiner's Report</b>	4
<b>Statement of Financial Activities</b>	5
<b>Balance Sheet</b>	6
<b>Notes to the Financial Statements</b>	7 to 13
<b>Detailed Statement of Financial Activities</b>	14 to 15

## **Tenbury NLS Scheme**

### **Report of the Trustees for the Year Ended 31 March 2021**

The trustees present their report with the financial statements of the charity for the year ended 31 March 2021. The trustees have adopted the provisions of Accounting and Reporting by Charities: Statement of Recommended Practice applicable to charities preparing their accounts in accordance with the Financial Reporting Standard applicable in the UK and Republic of Ireland (FRS 102) (effective 1 January 2019).

The pandemic saw a change in trustees as Malcolm Thompson stepped down due to health reasons, to be replaced by the Reverend Mark Inglis of the Tenbury Teme Ministry. Due to his pastoral role, NLS had already worked closely with Mark and we are delighted to strengthen that relationship with Mark joining the board. Matt Williams' wider professional experience as Finance Director of the Rees Foundation and Welland Trust has been a huge benefit to NLS through what have been the two most challenging years in its history and, with the continued growth in the charity's size and scope, we hope to augment the board with new trustees in the coming year.

We continue to look to bring in fresh ideas through new volunteers and trustees and would welcome contact from anyone who may be interested.

#### **OBJECTIVES AND ACTIVITIES**

##### **Objectives and aims**

The objective of the Tenbury NLS Scheme is to provide no interest loans and grant based support to local people in acute financial need in Worcestershire, Herefordshire and Shropshire.

Essential items to a maximum value of £400 (e.g. white goods, school uniforms, travel passes to/from further education and work, and medical equipment) are purchased on behalf of the client by NLS from local businesses and the client repays the loan at a rate they can afford over a period up to 24 months with no interest or arrangement fees payable.

Clients are typically in receipt of benefits or on a low income and their eligibility is assessed in accordance with criteria set by the trustees and loans are not given in cash form and cannot be used for any other purpose.

##### **Public benefit**

The trustees consider the charity to be a public benefit entity.

#### **ACHIEVEMENT AND PERFORMANCE**

##### **Charitable activities**

The last report was written as the country was entering lockdown in March 2020, which heralded many challenges for all of us and, in particular, those most vulnerable in our communities.

Not surprisingly, we saw an exponential increase in demand for support as, initially, local authorities and statutory agencies ceased operating at a time when the need was greatest. We also saw a widening in the demographic of our clients as people found themselves needing to turn to charities for help when they would never have dreamed they would be in that position.

#### **FINANCIAL REVIEW**

##### **Financial position**

On a positive note, the pandemic saw the release of funds to the third sector to enable us to step up and fill the gap left by the public sector. We were successful in bidding for funds from, among others, the National Lottery, which enabled us to move away from no-interest loans to providing grant-based assistance. The local trusts from whom NLS receives donations were also extremely supportive and, in the 2020-21 financial year NLS has supported more clients than it has since its registration as a charity in 2013.

This is all with the same small core team of 3 part-time staff whose hard work and commitment literally, in some cases, saved lives, all while managing their own personal challenges resulting from the pandemic.

## **Tenbury NILS Scheme**

### **Report of the Trustees for the Year Ended 31 March 2021**

#### **FINANCIAL REVIEW**

##### **Principal funding sources**

Funding day to day running costs still remain our greatest challenge, but we continue to be supported in these by the EF Bulmer Foundation, the Burford Trust and local Masonic Lodges and Rotary Clubs, without whose generosity we could not continue.

As always, the Charity could not function without its great team of Administrators and volunteers on the ground who give so much help and support to those who need it and without whom there would be no NILS.

##### **Reserves policy**

The charity's reserves policy is to have enough funds to be able to pay six months operating expenses.

##### **Going concern**

As we face a winter with the twin challenges of Covid 19 and flu season, we expect the demand for support from NILS to remain high and will continue to do whatever we can to support those worst affected.

#### **FUTURE PLANS**

NILS has been influencing the national debate regarding the possibility of establishing a nationwide NILS, backed by the government. In the Chancellor's Autumn Statement in 2018, the intention of undertaking a feasibility study into establishing a nationwide NILS based on the Australian model was mentioned. Through our Shropshire MP, Philip Dunne, we made contact, and met, with the relevant officials at the Treasury who were unaware that NILS was already in existence in this country. We have since been involved in the ongoing debate which has included credit unions and other charities and we await to see what the outcome will be.

#### **STRUCTURE, GOVERNANCE AND MANAGEMENT**

##### **Governing document**

The charity is controlled by its governing document, a deed of trust and constitutes an unincorporated charity.

Tenbury NILS Scheme is a registered charity No. 1151036 and was constituted by a Declaration of Trust dated 8 February 2013.

The trust deed states there shall be at least two ordinary meetings each year.

##### **Recruitment and appointment of new trustees**

There must be at least three trustees. Every trustee must be appointed (for a term of three years) by a resolution of the trustees passed at a special meeting.

In selection the trustees must have regard to the skills, knowledge and experience needed for the effective administration of the charity.

##### **Decision making**

At meetings, decisions will be made by a majority of the trustees present and voting on the question. The person chairing the meeting shall have a casting vote.

#### **REFERENCE AND ADMINISTRATIVE DETAILS**

##### **Registered Charity number**

1151036

##### **Principal address**

c/o dhjh LLP  
81 Teme Street  
Tenbury Wells  
Worcestershire  
WR15 8AE

**Tenbury NILS Scheme**

**Report of the Trustees  
for the Year Ended 31 March 2021**

**Trustees**

Ms A J Vint

Mr S Battson (resigned 21.4.20)

Mr M Thompson (resigned 1.3.21)

Mr M Williams

Rev M Inglis (appointed 1.3.21)

**Independent Examiner**

Mr S C Davies

FCCA

Dyke Ruscoe & Hayes Ltd

Chartered Certified Accountants

110 Corve Street

Ludlow

SHROPSHIRE


SY8 1DJ

**OTHER OFFICIALS**

Treasurer - Mr M Williams

Secretary - Mrs L Jenkins

Approved by order of the board of trustees on 18 November 2021 and signed on its behalf by:



Ms A J Vint - Trustee

**Independent Examiner's Report to the Trustees of  
Tenbury NILS Scheme**

**Independent examiner's report to the trustees of Tenbury NILS Scheme**

I report to the charity trustees on my examination of the accounts of Tenbury NILS Scheme (the Trust) for the year ended 31 March 2021.

**Responsibilities and basis of report**

As the charity trustees of the Trust you are responsible for the preparation of the accounts in accordance with the requirements of the Charities Act 2011 ('the Act').


I report in respect of my examination of the Trust's accounts carried out under section 145 of the Act and in carrying out my examination I have followed all applicable Directions given by the Charity Commission under section 145(5)(b) of the Act.

**Independent examiner's statement**

I have completed my examination. I confirm that no material matters have come to my attention in connection with the examination giving me cause to believe that in any material respect:

1. accounting records were not kept in respect of the Trust as required by section 130 of the Act; or
2. the accounts do not accord with those records; or
3. the accounts do not comply with the applicable requirements concerning the form and content of accounts set out in the Charities (Accounts and Reports) Regulations 2008 other than any requirement that the accounts give a true and fair view which is not a matter considered as part of an independent examination.

I have no concerns and have come across no other matters in connection with the examination to which attention should be drawn in this report in order to enable a proper understanding of the accounts to be reached.



Mr S C Davies  
FCCA  
Dyke Ruscoe & Hayes Ltd  
Chartered Certified Accountants  
110 Corve Street  
Ludlow  
SHROPSHIRE  
SY8 1DJ

18 November 2021

## Tenbury NLS Scheme

### Statement of Financial Activities for the Year Ended 31 March 2021

	Notes	Unrestricted fund £	Restricted funds £	2021 Total funds £	2020 Total funds £
<b>INCOME AND ENDOWMENTS FROM</b>					
Donations and legacies		41,832	58,200	100,032	20,148
Other income	2	12,500	-	12,500	3,238
<b>Total</b>		<u>54,332</u>	<u>58,200</u>	<u>112,532</u>	<u>23,386</u>
<b>EXPENDITURE ON</b>					
<b>Charitable activities</b>					
Food bank		-	-	-	2,122
Outreach Project		-	618	618	2,870
Flooding purchases		1,130	-	1,130	1,706
COVID-19		7,412	36,462	43,874	-
Other		37,000	-	37,000	17,951
<b>Total</b>		<u>45,542</u>	<u>37,080</u>	<u>82,622</u>	<u>24,649</u>
<b>NET INCOME/(EXPENDITURE)</b>		<u>8,790</u>	<u>21,120</u>	<u>29,910</u>	<u>(1,263)</u>
<b>Transfers between funds</b>	10	<u>(6,207)</u>	<u>6,207</u>	<u>-</u>	<u>-</u>
<b>Net movement in funds</b>		<u>2,583</u>	<u>27,327</u>	<u>29,910</u>	<u>(1,263)</u>
<b>RECONCILIATION OF FUNDS</b>					
<b>Total funds brought forward</b>		<u>30,092</u>	<u>7,396</u>	<u>37,488</u>	<u>38,751</u>
<b>TOTAL FUNDS CARRIED FORWARD</b>		<u><u>32,675</u></u>	<u><u>34,723</u></u>	<u><u>67,398</u></u>	<u><u>37,488</u></u>


The notes form part of these financial statements

**Tenbury NILS Scheme**

**Balance Sheet  
31 March 2021**

	Notes	Unrestricted fund £	Restricted funds £	2021 Total funds £	2020 Total funds £
<b>FIXED ASSETS</b>					
Tangible assets	6	1,043	256	1,299	1,073
<b>CURRENT ASSETS</b>					
Debtors	7	2,911	-	2,911	6,704
Prepayments and accrued income		773	-	773	683
Cash at bank and in hand		37,538	34,570	72,108	33,840
		<u>41,222</u>	<u>34,570</u>	<u>75,792</u>	<u>41,227</u>
<b>CREDITORS</b>					
Amounts falling due within one year	8	(7,790)	(103)	(7,893)	(3,012)
		<u>33,432</u>	<u>34,467</u>	<u>67,899</u>	<u>38,215</u>
<b>NET CURRENT ASSETS</b>					
		<u>34,475</u>	<u>34,723</u>	<u>69,198</u>	<u>39,288</u>
<b>TOTAL ASSETS LESS CURRENT LIABILITIES</b>					
<b>ACCRUALS AND DEFERRED INCOME</b>	9	(1,800)	-	(1,800)	(1,800)
		<u>32,675</u>	<u>34,723</u>	<u>67,398</u>	<u>37,488</u>
<b>NET ASSETS</b>					
<b>FUNDS</b>					
Unrestricted funds	10			32,675	30,092
Restricted funds				34,723	7,396
				<u>67,398</u>	<u>37,488</u>
<b>TOTAL FUNDS</b>					

The financial statements were approved by the Board of Trustees and authorised for issue on 18 November 2021 and were signed on its behalf by:



Mr M Williams - Trustee

The notes form part of these financial statements

## Tenbury NILS Scheme

### Notes to the Financial Statements for the Year Ended 31 March 2021

#### 1. ACCOUNTING POLICIES

##### **Basis of preparing the financial statements**

The financial statements of the charity, which is a public benefit entity under FRS 102, have been prepared in accordance with the Charities SORP (FRS 102) 'Accounting and Reporting by Charities: Statement of Recommended Practice applicable to charities preparing their accounts in accordance with the Financial Reporting Standard applicable in the UK and Republic of Ireland (FRS 102) (effective 1 January 2019)', Financial Reporting Standard 102 'The Financial Reporting Standard applicable in the UK and Republic of Ireland' and the Charities Act 2011. The financial statements have been prepared under the historical cost convention.

##### **Income**

All income is recognised in the Statement of Financial Activities once the charity has entitlement to the funds, it is probable that the income will be received and the amount can be measured reliably.

##### **Expenditure**

Liabilities are recognised as expenditure as soon as there is a legal or constructive obligation committing the charity to that expenditure, it is probable that a transfer of economic benefits will be required in settlement and the amount of the obligation can be measured reliably. Expenditure is accounted for on an accruals basis and has been classified under headings that aggregate all cost related to the category. Where costs cannot be directly attributed to particular headings they have been allocated to activities on a basis consistent with the use of resources.

##### **Tangible fixed assets**

Depreciation is provided at the following annual rates in order to write off each asset over its estimated useful life.

Fixtures and fittings - Straight line over 5 years and Straight line over 3 years

##### **Taxation**

The charity is exempt from tax on its charitable activities.

##### **Fund accounting**

Unrestricted funds can be used in accordance with the charitable objectives at the discretion of the trustees.

Restricted funds can only be used for particular restricted purposes within the objects of the charity. Restrictions arise when specified by the donor or when funds are raised for particular restricted purposes.

Further explanation of the nature and purpose of each fund is included in the notes to the financial statements.

#### 2. OTHER INCOME

	2021	2020
	£	£
Other income	12,500	3,238

Tenbury NILS Scheme

Notes to the Financial Statements - continued  
for the Year Ended 31 March 2021

3. TRUSTEES' REMUNERATION AND BENEFITS

There were no trustees' remuneration or other benefits for the year ended 31 March 2021 nor for the year ended 31 March 2020.

Trustees' expenses

There were no trustees' re-imbursements paid this year.

4. STAFF COSTS

The average monthly number of employees during the year was as follows:

	2021	2020
Administration	1	1
	<u>1</u>	<u>1</u>

No employees received emoluments in excess of £60,000.

5. COMPARATIVES FOR THE STATEMENT OF FINANCIAL ACTIVITIES

	Unrestricted fund £	Restricted funds £	Total funds £
<b>INCOME AND ENDOWMENTS FROM</b>			
Donations and legacies	18,148	2,000	20,148
Other income	3,238	-	3,238
<b>Total</b>	<u>21,386</u>	<u>2,000</u>	<u>23,386</u>
<b>EXPENDITURE ON</b>			
<b>Charitable activities</b>			
Food bank	-	2,122	2,122
Outreach Project	-	2,870	2,870
Flooding purchases	1,706	-	1,706
Other	17,951	-	17,951
<b>Total</b>	<u>19,657</u>	<u>4,992</u>	<u>24,649</u>
<b>NET INCOME/(EXPENDITURE)</b>	<u>1,729</u>	<u>(2,992)</u>	<u>(1,263)</u>
<b>RECONCILIATION OF FUNDS</b>			
<b>Total funds brought forward</b>	28,363	10,388	38,751
<b>TOTAL FUNDS CARRIED FORWARD</b>	<u>30,092</u>	<u>7,396</u>	<u>37,488</u>

Tenbury NILS Scheme

Notes to the Financial Statements - continued  
for the Year Ended 31 March 2021

6. TANGIBLE FIXED ASSETS

	Fixtures and fittings £
<b>COST</b>	
At 1 April 2020	4,457
Additions	1,415
Disposals	(1,319)
	<u>          </u>
At 31 March 2021	4,553
	<u>          </u>
<b>DEPRECIATION</b>	
At 1 April 2020	3,384
Charge for year	1,189
Eliminated on disposal	(1,319)
	<u>          </u>
At 31 March 2021	3,254
	<u>          </u>
<b>NET BOOK VALUE</b>	
At 31 March 2021	1,299
	<u>          </u>
At 31 March 2020	1,073
	<u>          </u>

7. DEBTORS: AMOUNTS FALLING DUE WITHIN ONE YEAR

	2021	2020
	£	£
Loans receivable	2,911	6,578
Other debtors	-	126
	<u>          </u>	<u>          </u>
	2,911	6,704
	<u>          </u>	<u>          </u>

The movement in loans receivable during the year is as follows:

	2021	2020
	£	£
Loans outstanding at 31 March 2020	6,578	5,191
Loans advanced to clients	362	7,798
Loan repayments received	(3,026)	(6,411)
Defaulted loans written off	(1,003)	-
Loans outstanding at 31 March 2021	2,911	6,578

Tenbury NILS Scheme

Notes to the Financial Statements - continued  
for the Year Ended 31 March 2021

8. CREDITORS: AMOUNTS FALLING DUE WITHIN ONE YEAR

	2021	2020
	£	£
Trade creditors	7,790	2,909
Other creditors	103	103
	<u>7,893</u>	<u>3,012</u>

9. ACCRUALS AND DEFERRED INCOME

	2021	2020
	£	£
Accruals and deferred income	<u>1,800</u>	<u>1,800</u>

10. MOVEMENT IN FUNDS

	At 1.4.20	Net movement in funds	Transfers between funds	At 31.3.21
	£	£	£	£
<b>Unrestricted funds</b>				
General fund	30,092	8,790	(6,207)	32,675
<b>Restricted funds</b>				
Outreach Project	7,396	(618)	-	6,778
COVID-19	-	21,738	6,207	27,945
	<u>7,396</u>	<u>21,120</u>	<u>6,207</u>	<u>34,723</u>
<b>TOTAL FUNDS</b>	<u>37,488</u>	<u>29,910</u>	<u>-</u>	<u>67,398</u>

Net movement in funds, included in the above are as follows:

	Incoming resources	Resources expended	Movement in funds
	£	£	£
<b>Unrestricted funds</b>			
General fund	54,332	(45,542)	8,790
<b>Restricted funds</b>			
Outreach Project	-	(618)	(618)
COVID-19	58,200	(36,462)	21,738
	<u>58,200</u>	<u>(37,080)</u>	<u>21,120</u>
<b>TOTAL FUNDS</b>	<u>112,532</u>	<u>(82,622)</u>	<u>29,910</u>

Tenbury NILS Scheme

Notes to the Financial Statements - continued  
for the Year Ended 31 March 2021

10. MOVEMENT IN FUNDS - continued

Comparatives for movement in funds

	At 1.4.19 £	Net movement in funds £	At 31.3.20 £
<b>Unrestricted funds</b>			
General fund	28,363	1,729	30,092
<b>Restricted funds</b>			
Emergency food relief	2,122	(2,122)	-
Outreach Project	8,266	(870)	7,396
	<u>10,388</u>	<u>(2,992)</u>	<u>7,396</u>
<b>TOTAL FUNDS</b>	<u>38,751</u>	<u>(1,263)</u>	<u>37,488</u>

Comparative net movement in funds, included in the above are as follows:

	Incoming resources £	Resources expended £	Movement in funds £
<b>Unrestricted funds</b>			
General fund	21,386	(19,657)	1,729
<b>Restricted funds</b>			
Emergency food relief	-	(2,122)	(2,122)
Outreach Project	2,000	(2,870)	(870)
	<u>2,000</u>	<u>(4,992)</u>	<u>(2,992)</u>
<b>TOTAL FUNDS</b>	<u>23,386</u>	<u>(24,649)</u>	<u>(1,263)</u>

A current year 12 months and prior year 12 months combined position is as follows:

	At 1.4.19 £	Net movement in funds £	Transfers between funds £	At 31.3.21 £
<b>Unrestricted funds</b>				
General fund	28,363	10,519	(6,207)	32,675
<b>Restricted funds</b>				
Emergency food relief	2,122	(2,122)	-	-
Outreach Project	8,266	(1,488)	-	6,778
COVID-19	-	21,738	6,207	27,945
	<u>10,388</u>	<u>18,128</u>	<u>6,207</u>	<u>34,723</u>
<b>TOTAL FUNDS</b>	<u>38,751</u>	<u>28,647</u>	<u>-</u>	<u>67,398</u>

Tenbury NILS Scheme

Notes to the Financial Statements - continued  
for the Year Ended 31 March 2021

10. MOVEMENT IN FUNDS - continued

A current year 12 months and prior year 12 months combined net movement in funds, included in the above are as follows:

	Incoming resources £	Resources expended £	Movement in funds £
<b>Unrestricted funds</b>			
General fund	75,718	(65,199)	10,519
<b>Restricted funds</b>			
Emergency food relief	-	(2,122)	(2,122)
Outreach Project	2,000	(3,488)	(1,488)
COVID-19	58,200	(36,462)	21,738
	<u>60,200</u>	<u>(42,072)</u>	<u>18,128</u>
<b>TOTAL FUNDS</b>	<u>135,918</u>	<u>(107,271)</u>	<u>28,647</u>

During the year various grants were received with restrictions attached. The balances stated below are all shown under the 'COVID-19' fund:

	B/fwd	Income	Expenditure	Transfer	Balance
Individual Source		5,000	219		4,781
National Funding					
Source		29,200	23,509	-126	5,817
Local Funding					
Source	5,494	24,000	12,734	-587	17,347
	<u>5,494</u>	<u>58,200</u>	<u>36,462</u>	<u>-713</u>	<u>27,945</u>
Total	<u>5,494</u>	<u>58,200</u>	<u>36,462</u>	<u>-713</u>	<u>27,945</u>

The restricted fund also includes a balance of £6,778 regarding the Outreach Project. This was set up on 2017/18 and enables NILS to reach out to rural communities in Shropshire, Herefordshire and Worcestershire. There has been no activity with this project in the year due to COVID-19 restrictions.

**Transfers between funds**

Certain restricted grants provided in the year and subsequent expenditure in those areas exceeded the amount received by £713 therefore a transfer has been made to cover the excess expenditure.

The balance of a grant received in 2020 for flooding has been transferred for COVID use in the year. The donor has approved the transfer of £5,494.

**Tenbury NILS Scheme**

**Notes to the Financial Statements - continued  
for the Year Ended 31 March 2021**

**11. RELATED PARTY DISCLOSURES**

There were no related party transactions for the year ended 31 March 2021.

**12. GOING CONCERN**

The trustees consider that there are no material uncertainties about the charity's ability to continue and the financial statements have therefore been prepared on the going concern basis.

## Tenbury NILS Scheme

### Detailed Statement of Financial Activities for the Year Ended 31 March 2021

	2021 £	2020 £
<b>INCOME AND ENDOWMENTS</b>		
<b>Donations and legacies</b>		
Donations	15,115	5,648
Grants	84,917	14,500
	<hr/>	<hr/>
	100,032	20,148
<b>Other income</b>		
Other income	12,500	3,238
	<hr/>	<hr/>
<b>Total incoming resources</b>	112,532	23,386
<b>EXPENDITURE</b>		
<b>Charitable activities</b>		
Food bank	-	2,122
Flood purchases	1,130	1,706
Purchases/grants given	42,659	-
	<hr/>	<hr/>
	43,789	3,828
<b>Support costs</b>		
<b>Human resources</b>		
Wages	11,525	4,101
Sundries	1,215	-
	<hr/>	<hr/>
	12,740	4,101
<b>Other</b>		
Rent	1,500	2,981
Rates and water	151	-
Insurance	590	370
Light and heat	93	96
Telephone	1,426	1,298
Postage and stationery	635	466
Sundries	1,260	278
Professional fees	13,953	6,461
Expenditure - Outreach Project	-	2,252
Prior year defaulted loans	824	-
Training	407	-
Computer costs	2,265	-
Fixtures and fittings depreciation	1,189	718
	<hr/>	<hr/>
	24,293	14,920

This page does not form part of the statutory financial statements

**Tenbury NILS Scheme**

**Detailed Statement of Financial Activities  
for the Year Ended 31 March 2021**

	2021 £	2020 £
<b>Other</b>		
<b>Governance costs</b>		
Accounts and independent examiners fee	1,800	1,800
Total resources expended	82,622	24,649
<b>Net income/(expenditure)</b>	29,910	(1,263)

This page does not form part of the statutory financial statements