

THE PAROCHIAL CHURCH COUNCIL OF THE ECCLESIASTICAL PARISH OF BRIGHTLINGSEA COLCHESTER ESSEX

England & Wales - Charity number 1149403

Details

Other names	BRIGHTLINGSEA PCC
Status	Registered
Legal form	Previously excepted
Registered	2012-10-22
Register	View on the Charity Commission register

Contact

Address	The Church Office St James Church Victoria Place Brightlingsea Colchester CO7 0AB
Phone	07982770471
Email	brightlingseaparish@btconnect.com
Website	www.allsaintswithstjamesb-sea.co.uk

Activities

Objects: PROMOTING IN THE ECCLESIASTICAL PARISH THE WHOLE MISSION OF THE CHURCH.

Activities: The PCC is concerned with the promotion of the Christian Church of England in Brightlingsea in its many evangelical and social aspects, considering and discussing subjects of religious or public interest. The PCC is also charged with overseeing the budget and raising funds not only for special projects but also for the day to day running of the Church and to maintain its inherited foundation.

Classification

- **How:** Makes Grants To Organisations, Provides Buildings/facilities/open Space, Provides Services, Provides Advocacy/advice/information, Other Charitable Activities
- **What:** General Charitable Purposes, The Prevention Or Relief Of Poverty, Religious Activities, Arts/culture/heritage/science, Environment/conservation/heritage, Economic/community Development/employment
- **Who:** The General Public/mankind

Geography

- Essex

Finances

Period end	Income	Expenditure	Assets	Employees
2024-12-31	£189,007	£182,425	-	-
2023-12-31	£741,405	£730,518	£175,118	4
2022-12-31	£208,626	£268,368	-	-
2021-12-31	£111,149	£137,358	-	-
2020-12-31	£125,102	£98,306	-	-

Trustees

Name	Role	Appointed
Rev Caroline Evelyn Beckett	Chair	2018-11-06
Abbie Fairbairn		2018-04-22
Angela Mary Herbert		2020-09-06
Catherine Sheilagh Graham BA PGCE		2013-11-28
David Mark Prowse Girdlestone		2023-04-23
David Norman Wiggins		2025-05-11
JANET RUSSELL		2012-10-18
Jane Elizabeth Girdlestone		2023-04-23
Linda Ann Salmon		2017-04-30
Mary Bugbee		2013-11-28
Rev Judith Andrea Gibbons		2018-04-22
Vivien Chapman		2015-03-22

Accounts

The Parochial Church Council of the Ecclesiastical Parish of
Brightlingsea

All Saints with St James

Registered Charity Number 1149403

Financial Statements and Report

Year Ended 31st December 2023

Vicar:

Rev'd Caroline Beckett BA (Hons)

Bankers:

Lloyds Bank, Colchester

Barclays Bank, Colchester

Independent Examiner:

Carol Green FCCA

Peyton Tyler Mears

Middleborough House

16 Middleborough

Colchester

Essex CO1 1QT

Financial Review and Governance Statement for the Year ended 31st December 2023

Financial Review

To begin with a brief note about the layout of the accounts. The first page shows the Income and Expenditure across the various funds. The second page shows the Balance Sheet. There then follow notes to the accounts which it is hoped aid your understanding. A simple General Fund Income and Expenditure account is included on pages 13 and 14.

Finances have again been difficult for the general running of the Parish. Giving has shown some increase and a limited Stewardship Campaign has borne fruit as the congregation has reviewed its giving. It is to be hoped that this grows in the coming year. However we thank God that our income has almost met our expenditure. Total receipts on the unrestricted General Fund were £104,226 of which voluntary income was £71,628. Planned giving through the bank remained stable but giving via envelope has declined and the Parish Giving Scheme (this figure includes associated Gift Aid) continued to rise. The Parish Giving Scheme enables givers to set up a direct debit with the church, the scheme also collects gift aid each month and is a more robust way of giving to the parish. It is to be hoped that gradually our regular givers will transfer to this scheme.

Total payments on the Unrestricted General Fund were £109,141. The largest item of expenditure was the Diocesan Parish Share. The cost per parish is approximately £101,600. This provides for the stipends, housing, support and training costs of the full time clergy together with the Diocesan central costs. The individual Parish Share is based on a formula that uses congregation headcount together with an adjustment to reflect the degree of deprivation in the parish. The formula was updated and the parish was asked to pay £62,470. A 28% increase. The PCC agreed it could only meet £51,232 but donations and fund raising allowed a payment of £54,007. This parish still owes the diocese £8,463. More details are included at Note 9.2 page 8. The remainder of the expenditure was to provide activities and cover the Parish's running costs. At the end of the year the PCC transferred £2,000 from The St James Fabric Fund and the Native Fund (both designated funds) to the General Fund to support it, as it had an increasingly large overdrawn balance.

Details of the parish's charitable giving is shown in Note 12 (page 11). The PCC's policy on transferring to the Churchyard Fund 50% of its share of burial, interment and memorial fees generated £5,765 and this has helped with the maintenance of All Saints Churchyard. Through a late application Brightlingsea Town Council continued to pay a grant of £1,193 towards the costs of maintaining All Saints Churchyard. The PCC acknowledges this grant and gives thanks. The Churchyard Trust quarterly dividend from the Diocese is paid into the Churchyard Fund which finances the maintenance and running of the Churchyard. The PCC is grateful for the help of the Holy Mowers in this respect. A new shed has been installed following completion of the building work to All Saints tower.

The work to restore All Saints Church and the provision of a toilet and kitchenette has been completed. The PCC is very grateful for the generosity of a number of trusts who have helped to cover the cost of the project and particularly the local community for help with finding an additional £20,000 for a replacement Beam. The National Heritage Lottery Fund provides 66% of the cost. The project continues with regular community activities. This will enable the church to become a heritage hub within the community. Details of the grants received and the major expenditure in 2023 are shown at Note 12 on page 10. The All Saints Fabric and Resources Fund is overdrawn to £23,392. This is due to timing differences between the receipt of grant and the payment of contractors.

The PCC has continued to publish The Native magazine and are grateful to the support from local businesses which generated £2,380 in advertising revenue. The St James Fabric Fund has been used to pay the larger one off maintenance costs including £10,140 to repair the chancel roof. There were no Legacies received in 2023. Further details of the operation of the PCC's Funds can be found at Note 5 (page 7) to the accounts.

The Parochial Church Council of the Ecclesiastical Parish of Brightlingsea
All Saints with St James

Reserves Policy

It is the PCC's policy to try and maintain a balance on the Unrestricted General Fund of at least three months unrestricted payments. This is equivalent to £27,300. It is held to smooth out fluctuations in cash flow and to meet emergencies. The PCC holds balances of £3,500 in Unrestricted and Designated funds. This is below the minimum that should be held, and the PCC has a major challenge going forward to restore the level of its unrestricted balances. In addition it needs to raise an additional £3,300 per month in order to meet increased costs and the increase in its contribution to the Diocese. Achieving this will place its finances on a more sustainable footing.

Structure, Governance and Management

The method of appointment of PCC members is set out in the Church Representation Rules. The membership of the PCC consists of the vicar, the churchwardens and members elected by those members of the congregation who are on the electoral roll of the church. All members of the congregation are encouraged to register on the electoral roll and to stand for election to the PCC.

The PCC members are responsible for making decisions on all matters of general concern and importance to the parish including deciding on how the funds of the PCC are to be spent.

The PCC's agenda includes regular discussion of worship, mission and outreach, safeguarding, fabric and finance. The PCC met 12 times during the year with an average attendance of approximately 78%.

Administrative Information

All Saints with St James Church is part of the St Osyth Deanery in the Church of England Diocese of Chelmsford. The correspondence address is The Church Office, St James Church, Victoria Place, Brightlingsea, Colchester, Essex, CO7 0AE. Other contact details can be found on the website: www.allsaintswithstjamesb-sea.co.uk

The PCC is a body corporate (PCC Powers Measure 1956 and Church Representation Rules 2006) and a Registered Charity number 1149403.

PCC members who have served at any time from 1st January 2023 until the date this report was approved are:

Vicar: The Reverend Caroline Beckett
Churchwardens: Sheila Crow (till 04.01.24)
Bob Goodenough

Elected members:

Chris Bloor	Judith Gibbons (Curate)
Mary Bugbee	Catherine Graham LLM
Vivien Chapman	Ed Gray - (Pro Warden till 23.04.23)
Claudia Campbell (Secretary & Deanery Synod from 23.04.23)	
John Dines	Angela Herbert (Pro Warden till 01.01.24 & Safeguarding)
Abbie Fairbairn	Terry Loader
Lyn Forster	Janet Russell (Deanery Synod rep)
Jennifer Gallant	Linda Salmon
David Girdlestone	Peter Talmey (Pro Warden co opted 11.07.23)
Jane Girdlestone (Deanery Synod rep from 23.04.23)	

Exofficio:

Claudia Campbell (Secretary) David Wiggins (Treasurer)

**Independent Examiner's Report to the Trustees of the Ecclesiastical Parish of
Brightlingsea – All Saints with St James**

I report on the accounts for the Year Ended 31st December 2023, which are set out on pages 1 to 12.

Respective responsibilities of the Trustees and the Independent Examiner

The charity's trustees consider that an audit is not required for this year under section 144(2) of the Charities Act 2011 (the 2011 Act) and that an Independent examination is needed.

It is my responsibility to

- Examine the accounts under section 145 of the 2011 Act;
- Follow procedures laid down in the general directions given by the Charity Commissioners section 145(5)(b) of the 2011 Act; and
- State whether particular matters have come to my attention.

Basis of Independent Examiners Statement


My examination was carried out in accordance with the General Directions given by the Charity Commission.

An examination includes a review of the accounting records kept by the charity and a comparison of the accounts presented with those records. It also includes consideration of any unusual items or disclosures in the accounts, and seeking explanations from the management committee concerning any such matters. The procedures undertaken do not provide all the evidence that would be required in a full audit, and consequently I do not express an opinion on the accounts.

Independent examiner's statement

In connection with my examination, no matter has come to my attention:

- (1) which gives me reasonable cause to believe that in any material respect the requirements
 - to keep accounting records in accordance with S130 of the 2011 Act; or
 - to prepare accounts, which accord with these accounting records have not been met; or
- (2) to which, in my opinion, attention should be drawn in order to enable a proper understanding of the accounts to be reached.



Carol Green FCCA
Peyton Tyler Mears
Middleborough House
16 Middleborough
Colchester
Essex
CO1 1QT

Dated 25th March 2024

The Parochial Church Council of the Ecclesiastical Parish of Brightlingsea
All Saints with St James

**Statement of Financial Activities
for the Year Ended 31st December 2023**

	<u>Notes</u>	<u>Unrestric- ted Funds</u>	<u>Desig- nated Funds</u>	<u>Restric- ted Funds</u>	<u>Endow- ment Funds</u>	<u>Total Funds 2023</u>	<u>Total Funds 2022</u>
		£	£	£	£	£	£
Income and Endowments							
Voluntary Income	2 (a)	71,628	3,443	617,445	1,804	694,320	167,389
Activities for generating funds	2 (b)	4,521				4,521	3,723
Investment Income	2 (c)			3,018	93	3,111	1,998
Church Activities	2 (d)	27,827	3,822	6,361		38,010	34,015
Other incoming resources		250		1,193		1,443	1,501
Total Income and Endowments		104,226	7,265	628,017	1,897	741,405	208,626
Expenditure							
Church activities	3 (a)	108,754	17,676	601,445	1,967	729,842	267,990
Costs of Generating Vol Income	3 (b)	662	2	4	8	676	378
Total Expenditure		109,416	17,678	601,449	1,975	730,518	268,368
Net Incoming/(outgoing) Resources		- 5,190	- 10,413	26,568	- 78	10,887	- 59,742
Other recognised gains/losses							
Transfers between funds -(Out) In		4,000	- 4,000			-	-
Gains/(losses) on investment assets	7			5,330	1,022	6,352	- 8,494
Net movement in funds		- 1,190	- 14,413	31,898	944	17,239	- 68,236
Total funds brought forward at 01/01/2023		- 1,093	20,235	128,919	9,818	157,879	226,115
Total funds carried forward at 31/12/23		- 2,283	5,822	160,817	10,762	175,118	157,879

Note 14 shows a Fund Analysis for the 2022 Statement of Financial Activities on Page 12

The Parochial Church Council of the Ecclesiastical Parish of Brightlingsea
All Saints with St James


Balance Sheet as at 31st December 2023

	Notes	2023		2022	
		£	£	£	£
Fixed Assets					
<u>Tangible Fixed Assets</u>	6				
Total Tangible Fixed Assets at Net Book Value		<u>2,776</u>	<u>2,776</u>	<u>2,886</u>	<u>2,886</u>
<u>Investments</u>	7				
Tithe Chancel Trust		7,548		6,706	
Francis Family Investment Trust		11,393		10,413	
Chancel Trust		3,346		3,058	
Churchyard Trust		47,241		43,179	
Pym and Bayard Brown Charities		<u>2,080</u>	<u>71,608</u>	<u>1,900</u>	<u>65,256</u>
Total Fixed Assets			<u>74,384</u>		<u>68,142</u>
Current Assets					
Debtors and prepayments	8		13,031		10,400
<u>Short Term Deposits</u>					
Chancel Trust Deposit		5,776		5,507	
Sunday School Fund Deposit		7,201		7,201	
Pym and Bayard Brown Charities Deposit		<u>1,212</u>	<u>14,189</u>	<u>1,119</u>	<u>13,827</u>
<u>Cash at Bank and in Hand</u>					
Barclays 10 day Notice Account		72,604		65,922	
Barclays Deposit Account		14		460	
Barclays e-Payments Account		1,295		379	
Lloyds Current Account		2,198		1,953	
Cash in Hand		29		33	
Petty Cash		<u>200</u>	<u>76,340</u>	<u>200</u>	<u>68,947</u>
Total Current Assets			<u>103,560</u>		<u>93,174</u>
Less: Liabilities					
Creditors: amounts falling due within one year	9	<u>2,826</u>		<u>3,437</u>	
Total Liabilities			<u>2,826</u>		<u>3,437</u>
NET ASSETS			<u>175,118</u>		<u>157,879</u>
Represented by;					
Funds					
Unrestricted Funds	10	-	2,283	-	1,093
Designated Funds			5,822		20,235
Restricted Funds			160,817		128,919
Endowment Funds			<u>10,762</u>		<u>9,818</u>
Total Funds			<u>175,118</u>		<u>157,879</u>

Approved by the Parochial Church Council on 27 March 2024 and signed on its behalf by
Rev Caroline Beckett (Vicar) and Mr Bob Goodenough (Churchwarden)



Rev Caroline Beckett



Mr Bob Goodenough

The accompanying notes form part of these financial statements

Notes to the Financial Statements

For the Year Ended 31st December 2023

1. Accounting Policies

a) Basis of financial statements

The financial statements have been prepared under the Church Accounting Regulations 2006 in accordance with applicable accounting standards (FRS102) and the current Statement of Recommended Accounting Practice and Reporting by Charities (SORP 2015).

The financial statements have been prepared under the historical cost convention except for investment assets, which are shown at market value. The financial statements include all transactions, assets and liabilities for which the PCC is responsible in law. They do not include the accounts of church groups that owe their affiliation to another body, nor those which are informal gatherings of church members. The Friends of All Saints have agreed with the PCC that they are responsible for maintaining the fabric of All Saints Church.

b) Funds accounting

Endowment funds - are funds the capital of which must be retained either permanently or at the PCC's discretion; the income derived from the endowment is to be used either as restricted or unrestricted income funds, depending upon the purpose for which the endowment was established in the first place.

Restricted funds - comprise (a) income from endowments which is to be expended only on the restricted purposes intended by the donor and (b) revenue donations or grants for a specific PCC activity intended by the donor. Where these funds have unspent balances, interest on their pooled investments is applied based on the underlying bank account interest received.

Unrestricted funds - are income funds which are to be spent on the PCC's general purposes.

Designated funds - are general funds set aside by the PCC for use in the future. Project funds are designated for particular projects for administration purposes only. Funds designated as invested in fixed assets for the PCC's own use abated in line with assets' annual depreciation charges in the SOFA. Designated funds remain unrestricted and the PCC will move any surplus to other general funds.

c) Income and Endowments

Planned giving, collections and similar donations are recognised when received. Tax refunds are recognised when the incoming resource to which they relate is received. Grants and legacies are accounted for when the PCC is entitled to the use of the resources, an inflow of economic benefit is probable and the amounts due are reliably quantifiable.

Dividends are accounted for when declared receivable, interest as and when accrued by the payer. All incoming resources are accounted for gross.

Parish Giving Scheme income includes the associated Gift Aid.

d) Expenditure

Expenditure is accounted for on an accruals basis and is accounted for gross.

Grants - Grants and donations are accounted for when paid over,

or when awarded where the award creates a binding obligation on the PCC.

Church Activities - The diocesan parish contribution is accounted for when paid. Any parish contribution unpaid at 31st December is shown in Note 9.2 on page 8 as it is not a legally enforceable debt.

Notes to the Financial Statements (Continued)

For the Year Ended 31st December 2023

e) Fixed Assets

Tangible Fixed Assets

Consecrated and beneficed property of any kind is excluded from the accounts by s96(2) of the Charities Act 1993.

Movable church furnishing held by the Vicar and Churchwardens on special trust for the PCC and, which require a faculty for disposal, are accounted as inalienable property unless consecrated. They are listed in the church's inventory which can be inspected. For inalienable property acquired prior to 1st January 2014 there is insufficient cost information available and therefore such assets are not valued in the accounts.

All expenditure on consecrated or beneficed buildings and individual items costing under £500 are written off in the year they were incurred.

By virtue of this policy the PCC has tangible fixed assets, a Ride on Mower and two other mowers for use in Churchyard Maintenance. Churchyard Buildings and Paths include a newly installed shed and some matting laid in the Churchyard to assist vehicular access.

Depreciation policies are as follows;

Churchyard Machinery - 25% Straight line basis

Churchyard Buildings and paths - 20% Straight line basis

Donation Station - 33% Straight line basis

Investments

Investments are stated at market value at the balance sheet date.

f) Current Assets

Amounts owing to the PCC at 31st December in respect of fees, rents or other income are shown as debtors less provision for amounts that may prove uncollectable.

Short-term deposits include cash held on deposit with the CBF Church of England Funds

Notes to the Financial Statements (Continued)

For the Year Ended 31st December 2023

2 Income and Endowments

	<u>Unrestric- ted Funds</u>	<u>Desig- nated Funds</u>	<u>Restric- ted Funds</u>	<u>Endow- ment Funds</u>	<u>Total Funds 2023</u>	<u>Total Funds 2022</u>
	£	£	£	£	£	£
a) Voluntary Income						
Gift Aid - Bank	13,410				13,410	13,650
Parish Giving Scheme (Inc associated Gift Aid)	24,485				24,485	23,291
Gift Aid - Envelopes	3,000				3,000	2,895
One -off Gift Aid Gifts	2,116		155		2,271	2,905
Tax recoverable on Gift Aid	5,000				5,000	5,719
Other Planned Giving	1,335				1,335	1,200
Loose Plate Collections	7,079				7,079	3,781
Giving by Card or Telephone	2,677	50	173	467	3,367	1,757
Giving through Church Boxes	500				500	433
Collections for Charities	2,606				2,606	1,514
Donations appeals etc	2,074	393	75,947	1,337	79,751	1,015
Christmastree Festival		3,000			3,000	1,500
Budget Gap Donations	5,256				5,256	-
Non recurring one off grants	2,090		541,170		543,260	107,729
	<u>71,628</u>	<u>3,443</u>	<u>617,445</u>	<u>1,804</u>	<u>694,320</u>	<u>167,389</u>
b) Activities for generating funds						
Christmas Bazaar, Quiz Nights etc	1,753				1,753	1,389
Other funds generated	232				232	108
Bookstall Sales	470				470	300
Coffee Mornings	2,066				2,066	1,926
	<u>4,521</u>	<u>-</u>	<u>-</u>	<u>-</u>	<u>4,521</u>	<u>3,723</u>
c) Income from Investments						
Dividends on CBF Investment Fund and Other			1,878		1,878	1,642
Bank and CBF Deposit Fund Interest			1,140	93	1,233	356
	<u>-</u>	<u>-</u>	<u>3,018</u>	<u>93</u>	<u>3,111</u>	<u>1,998</u>
d) Income from Church Activities						
Fees for Weddings and Funerals	23,567		6,361		29,928	25,075
Hiring of Churches	4,260				4,260	4,676
Parish Magazine Advertising Income		2,380			2,380	2,932
Parish Magazine Cash Donations		687			687	253
Parish Magazine Subscriptions		755			755	1,079
	<u>27,827</u>	<u>3,822</u>	<u>6,361</u>	<u>-</u>	<u>38,010</u>	<u>34,015</u>
e) Other incoming Resources						
Insurance Claims - Lychgate Repair					-	
Contribution toward Churchyard Mtc			1,193		1,193	1,193
Contribution from FOAS Lighting & cleaning	250				250	308
	<u>250</u>	<u>-</u>	<u>1,193</u>	<u>-</u>	<u>1,443</u>	<u>1,501</u>
Total Incoming Resources	<u>104,226</u>	<u>7,265</u>	<u>628,017</u>	<u>1,897</u>	<u>741,405</u>	<u>208,626</u>

The Parochial Church Council of the Ecclesiastical Parish of Brightlingsea
All Saints with St James

Notes to the Financial Statements (Continued)

For the Year Ended 31st December 2023

3 Expenditure

	<u>Unrestric- ted Funds</u>	<u>Desig- nated Funds</u>	<u>Restric- ted Funds</u>	<u>Endow- ment Funds</u>	<u>Total Funds 2023</u>	<u>Total Funds 2022</u>
	£	£	£	£	£	£
a) Church Activities						
Giving to Missionary Societies	100				100	194
Giving - Relief and Development Agencies	324				324	394
Home Mission	125			1,468	1,593	53
Secular Charities	2,336			499	2,835	1,118
PCC Charitable Giving	50				50	300
Diocesan Parish Share	54,007				54,007	48,792
Working expenses of Vicar					-	-
Vicar's Telephone	240				240	240
Locum Clergy Expenses					-	985
Upkeep of Services	1,733	45			1,778	1,339
Organ/Piano Tuning	425				425	293
Education			156		156	325
Sunday School running costs			527		527	263
Refreshments - Charitable			27		27	-
Parish Training & Mission	51		198		249	-
Salary of Parish Administrator	2,795		2,795		5,590	4,812
Salary of Activity Coordinator			7,418		7,418	2,472
Independent Examiners Fee	600				600	600
Church running - Insurance	2,369				2,369	2,238
Church running - Electricity	5,337				5,337	2,821
Church running - Gas	9,310				9,310	4,279
Church running - Water			211		211	3,108
Church Maintenance	3,631	2,702	20		6,353	2,073
Cleaning	3,563	76	3,552		7,191	3,466
Caretaking	1,275				1,275	1,669
Church Office - Telephone & Broadband	905				905	1,014
Administration	1,805		295		2,100	2,471
Website Upkeep	921				921	855
Magazine & Booklet Expenses		4,031			4,031	3,432
Upkeep of Churchyard			4,020		4,020	5,587
Churchyard Equipment			538		538	955
Fees for Weddings and Funerals	16,175				16,175	12,922
Sundry Expenses	677				677	155
All Saints - Expenditure See Note 12			580,860		580,860	157,251
St James - Chancel roof renewal		10,140			10,140	-
Depreciation See Note 6		682	828		1,510	1,514
	<u>108,754</u>	<u>17,676</u>	<u>601,445</u>	<u>1,967</u>	<u>729,842</u>	<u>267,990</u>
b) Generation of voluntary income						
Coffee Morning Expenses	218				218	190
Bank Charges & Transaction Fees	444	2	4	8	458	188
	<u>662</u>	<u>2</u>	<u>4</u>	<u>8</u>	<u>676</u>	<u>378</u>
Total Expenditure	<u>109,416</u>	<u>17,678</u>	<u>601,449</u>	<u>1,975</u>	<u>730,518</u>	<u>268,368</u>

Notes to the Financial Statements (Continued)

For the Year Ended 31st December 2023

4 Staff Costs	2023	2022
	£	£
a) Wages and Salaries	21,886	16,886

During the year the PCC employed a cleaner, a caretaker, and a Building/ Groundsman who also performed the roles of Sexton and Verger. An Administrator supports the work of the Parish and the Churchyard. The same employee also has the role of Activity Coordinator. This aspect of their role is financed by the All Saints Angels project. Payments to staff were large enough to attract tax and national insurance which were accounted for to HMRC using the services of a payroll provider. The PCC also offers the Nest Pension scheme to qualifying employees.

b) Payments to PCC members

No payments or expenses were paid to any member of the PCC in connection with their services as PCC members. Chris Bloor, Sheila Crow & Linda Salmon received fees in connection with their services at Funerals and Weddings.

5 Financial Activity within the Funds

All Saints Fabric and Resources Restricted Fund

The PCC established this fund to receive grants and other income and make payments in connection with the activities of the Angels and the Tower of Strength project to restore the tower, provide a toilet and small kitchen. Further details are at Note 12.

St James Alteration Fund

There has been little financial activity in this fund this year.

Churchyard Fund

The Fund is used to maintain the churchyard at All Saints. It supports the work of the 'Holy Mowers' a team of volunteers who maintain the churchyard. The PCC transfers 50% of its share of fees received for burials, interments and memorials to the fund. This totalled £5,765 in 2023 (£3,030 2022).

Churchyard Trust

The PCC identified this restricted trust, originally part of the Churchyard Fund, to separate the Churchyard investment from the running costs.

Income generated by this fund is transferred on receipt to the Churchyard Fund to support running costs.

St James Fabric Designated Fund

The Fabric Fund receives money that has been left to the Church 'In Memoriam' and other gifts for St James. This fund was used to repair the chancel roof at St James.

Native Designated Fund

The PCC set this fund up to separate the income and expenditure associated with the Native magazine.

6 Fixed Assets - Tangibles

	<u>ChurchYard</u>		<u>Donation</u>	<u>Total</u>	<u>Total</u>
	<u>Machinery</u>	<u>Shed/Path</u>	<u>Station</u>	<u>2023</u>	<u>2022</u>
	£	£	£	£	£
<u>Mowers</u>					
Brought Forward	2,060	1,549	2,046	5,655	2,060
Additions in year		1,400		1,400	3,595
Carried Forward	2,060	2,949	2,046	7,055	5,655
<u>Depreciation</u>					
Brought Forward	1,770	317	682	2,769	1,255
Charge for year	240	588	682	1,510	1,514
Carried Forward	2,010	905	1,364	4,279	2,769
Net Book Value	50	2,044	682	2,776	2,886

Notes to the Financial Statements (Continued)

For the Year Ended 31st December 2023

7 Fixed Assets - Investments

The change in investments is due entirely to gains on revaluation as follows

	Market Value 01/01/23 £	Gain on revaluation £	Market Value 31/12/23 £
Tithe Chancel Trust	6,706	842	7,548
Francis Family Trust	10,413	980	11,393
Chancel Trust	3,058	288	3,346
Churchyard Trust	43,179	4,062	47,241
Pym and Bayard Brown Charities	1,900	180	2,080
Total Investments	65,256	6,352	71,608

8 Debtors and Prepayments

	2023 £	2022 £
<i>Unrestricted Fund</i>		
Tax Recoverable on Gift Aid	10,000	5,000
Fees due Funerals and Interments	1,588	5,092
Friends of All Saints Contribution to Lighting	250	308
	<u>11,838</u>	<u>10,400</u>
<i>Restricted Fund - Churchyard Fund</i>		
Brightlingsea Town Council - Churchyard Maintenance Grant	1,193	
	<u>13,031</u>	<u>10,400</u>

9.1 Creditors : Amounts falling due in one year

	2023 £	2022 £
<i>Unrestricted Fund</i>		
Utility Accruals	676	442
Wedding Fees paid in advance	700	800
Vicars Expenses	240	480
Independent Examiners Fee	600	600
Parish Share Additional Contribution	275	
PCC 5% Tithe Charitable Giving	50	
Other Accruals	33	33
Missionary Societies		52
Home Mission		53
Diocesan Fees Return		552
Organ Tuning		293
	<u>2,574</u>	<u>3,305</u>
<i>Restricted Fund - Churchyard Fund</i>		
Toilet hire	252	132
	<u>2,826</u>	<u>3,437</u>

9.2 Creditors : Non Enforceable - Parish Share

The Parish Share for Brightlingsea rose by 28% in 2023 to £62,470. The PCC advised the Denary and the Diocese that it could not pay this increase in one year. It resolved to pay an additional 5% making a total planned payment of £51,232. It also agreed to Tithe any additional fund raising to meet the sum due. This year £54,007 has been paid and the shortfall to the diocese is £8,463 for 2023.

The Parochial Church Council of the Ecclesiastical Parish of Brightlingsea
All Saints with St James

Notes to the Financial Statements (Continued)

For the Year Ended 31st December 2023

10 Analysis of Net Assets by Fund

	<u>Unrestric- ted Funds</u>	<u>Desig- nated Funds</u>	<u>Restricted Funds</u>	<u>Endow- ment Funds</u>	<u>Total Funds 2023</u>	<u>Total Funds 2022</u>
	£	£	£	£	£	£
Tangible Fixed Assets		682	2,094		2,776	2,886
Investment Fixed Assets			61,980	9,628	71,608	65,256
Current Assets	291	5,140	96,995	1,134	103,560	93,174
Less Current Liabilities	- 2,574		- 252		- 2,826	- 3,437
Net Assets	- 2,283	5,822	160,817	10,762	175,118	157,879

11 Statement of Funds

	Bal b/fwd 01/01/23	Income	Expenditure	Transfers other gains and losses	Gains and Losses	Bal c/fwd 31/12/23
	£	£	£	£	£	£
<i>Unrestricted Fund</i>						
General Fund	- 1,093	104,226	- 109,416	4,000	-	2,283
<i>Designated Funds</i>						
St James Fabric Designated Fund	16,220	3,443	- 13,646	- 2,000	-	4,017
Native Magazine Fund	4,015	3,822	- 4,032	- 2,000	-	1,805
	20,235	7,265	- 17,678	- 4,000	-	5,822
<i>Restricted Funds</i>						
All Saints Fabric and Resources Fund	- 48,685	617,303	- 592,011	-	-	23,393
Brightlingsea Chancel Trust	8,255	269	-	-	288	8,812
Churchyard Fund	10,946	7,431	- 8,394	1,298	-	11,281
Churchyard Trust	43,178	1,292	-	1,298	4,062	47,234
Francis Trust	11,457	311	-	198	980	12,550
Sunday School Fund	5,909	275	- 1,044	198	-	5,338
St James Alteration Restricted Fund	97,859	1,136	-	-	-	98,995
	128,919	628,017	- 601,449	-	5,330	160,817
<i>Endowment Funds</i>						
Pym & Bayard Brown Charity	3,112	1,897	- 1,975	-	180	3,214
Tithe Chancel Trust	6,706	-	-	-	842	7,548
	9,818	1,897	- 1,975	-	1,022	10,762
Total Funds	157,879	741,405	- 730,518	-	6,352	175,118

The overdrawn All Saints Fabric and Resources Fund is due to timing differences between the receipt of grant and the payment of contractors. The project is fully financed and the fund will right its self.

Notes to the Financial Statements (Continued)

For the Year Ended 31st December 2023

12 All Saints Restoration - Tower of Strength and Angels Projects

The project is a partnership with the Friends of All Saints and the PCC.
As the responsible body the PCC makes the payments and receives any grants.
This note lists the grant aid received in the year and shows in more detail
the major expenditure incurred.
The PCC is grateful for the support received from grant givers.

	2023	2022
	£	£
Grants Received		
National Heritage Lottery - Development Stage		2,188
National Heritage Lottery - Delivery Stage	403,077	73,443
Listed Places of Worship Grant	83,093	3,098
Friends of All Saints	75,000	
Bishop Radford Trust		1,000
Beatrice Laing Trust		5,000
Garfield Weston Trust		20,000
FSJ Trust		3,000
Essex Heritage Trust	5,000	
National Churches Trust	20,000	
Friends of Essex Churches	30,000	
	<u>616,170</u>	<u>107,729</u>
Project Expenditure	£	£
Building Costs	511,422	109,332
Project Staff	18,456	14,242
Professional Fees	38,574	24,808
Recruitment		583
Furniture and Equipment	11,343	8,286
Publicity and Printing	108	
Education Support	927	
Other Costs	30	
	<u>580,860</u>	<u>157,251</u>

Notes to the Financial Statements (Continued)

For the Year Ended 31st December 2023

13 Charitable Giving

These gifts to charity have arisen through Collections at Services, proceeds from Jennifer's Bookstall, use of Trust Funds and personal anonymous gifts.

The PCC has made donations as shown below.

All from General Fund unless stated otherwise

	2023	2022
	£	£
<u>Giving to Missionary Societies</u>		
Beacon of Hope	100	141
Embrace		53
	<u>100</u>	<u>194</u>
<u>Giving - Relief and Development Agencies</u>		
British Red Cross - Ukranian Appeal		69
Brightlingsea Church Lads and Church Girls		18
Disasters Emergency Comm - Parkistan Flood Appeal		307
Disasters Emergency Comm - Turkish Earthquake Appeal	324	
	<u>324</u>	<u>394</u>
<u>Home Mission</u>		
Brightlingsea Church Lads and Girls Brigade	50	
Childrens Society	75	53
	<u>125</u>	<u>53</u>
 <u>Secular Charities</u>		
Colchester Night Shelter	220	200
Colchester Food Bank	100	
Shipwreck Mariners Society	70	
	<u>390</u>	<u>200</u>
 Christmas Tree Festival Entrance Fees taken by card	 <u>1,946</u>	 <u>918</u>
 <u>PCC Charitable Giving</u>		
Deanery Christians Against Poverty Officer		250
Essex Clergy Charity Corporation	50	50
	<u>50</u>	<u>300</u>
 Total Charitable Giving (Excl Christmas Tree Festival)	 <u>989</u>	 <u>1,141</u>
 Percentage of Voluntary Giving and Bookstall Sales	 1.4%	 2.0%

Notes to the Financial Statements (Continued)

For the Year Ended 31st December 2023

14 Comparative Fund Analysis for 2022 Statement of Financial Activiti

	<u>Notes</u>	<u>Unrestric- ted Funds</u>	<u>Desig- nated Funds</u>	<u>Restric- ted Funds</u>	<u>Endow- ment Funds</u>	<u>Total Funds 2022</u>	<u>Total Funds 2021</u>
		£	£	£	£	£	£
Income and Endowments							
Voluntary Income	2 (a)	57,705	1,615	107,899	170	167,389	77,015
Activities for generating funds	2 (b)	3,703			20	3,723	3,212
Investment Income	2 (c)			1,927	71	1,998	1,708
Church Activities	2 (d)	26,083	4,264	3,668		34,015	27,160
Other incoming resources		308		1,193		1,501	2,054
Total Income and Endowments		87,799	5,879	114,687	261	208,626	111,149
Expenditure							
Church activities	3 (a)	88,648	6,021	173,321		267,990	137,158
Costs of Generating Vol Income	3 (b)	378				378	200
Total Expenditure		89,026	6,021	173,321	-	268,368	137,358
Net Incoming/(outgoing) Resources		- 1,227	- 142	- 58,634	261	- 59,742	- 26,209
Other recognised gains/losses							
Transfers between funds -(Out) In						-	-
Gains/(losses) on investment assets 6				- 7,558	- 936	- 8,494	9,402
Net movement in funds		- 1,227	- 142	- 66,192	- 675	- 68,236	- 16,807
Total funds brought forward at 01/01/2021		134	20,377	195,111	10,493	226,115	242,922
Total funds carried forward at 31/12/21		- 1,093	20,235	128,919	9,818	157,879	226,115

The Parochial Church Council of the Ecclesiastical Parish of Brightlingsea
All Saints with St James

Income Budget 2023-2024 THIS DOES NOT FORM PART OF THE ACCOUNTS

	<u>Budget</u> <u>2023</u>	<u>Actual</u> <u>2023</u>	<u>Budget</u> <u>2024</u>
	£	£	£
a) Voluntary Income			
Gift Aid - Bank	13,300	13,410	13,500
Gift Aid - Envelopes	3,000	3,000	3,000
Parish Giving Scheme	23,100	24,485	25,400
One -off Gift Aid Gifts	2,000	2,116	2,500
Gift Day Income			
Tax recoverable on Gift Aid	5,000	5,000	4,000
Other Planned Giving	1,200	1,335	1,350
Loose Plate Collections	4,000	6,014	5,000
Text and Card Giving	1,600	534	600
Donation Station Cash & Card		2,216	2,000
Donation Station Card Gift Aided		992	1,000
Giving through Church Boxes	400	500	400
Collections for Charities	1,500	2,606	1,500
Donations appeals etc	800	2,074	1,500
One - off Grants		2,090	
	<u>55,900</u>	<u>66,372</u>	<u>61,750</u>
b) Activities for generating funds			
Christmas Bazaar, Quiz Nights etc	1,500	1,753	1,500
Other funds generated	100	232	200
Bookstall Sales	400	470	400
Coffee Mornings	1,700	2,066	2,200
	<u>3,700</u>	<u>4,521</u>	<u>4,300</u>
INCOME TO BE GENERATED	<u>36,000</u>	<u>5,256</u>	<u>40,000</u>
c) Income from Investments			
Dividends on CBF Investment Fund			
Bank and CBF Deposit Fund Interest			
		-	
d) Income from Church Activities			
Fees for Weddings and Funerals	17,500	23,567	20,000
Hiring of Churches	5,400	4,260	4,000
	<u>22,900</u>	<u>27,827</u>	<u>24,000</u>
e) Other incoming Resources			
Contribution from FOAS for Lighting	360	250	360
Contribution Churchyard Fund Admin			
	<u>360</u>	<u>250</u>	<u>360</u>
Total Incoming Resources	<u><u>82,860</u></u>	<u><u>104,226</u></u>	<u><u>130,410</u></u>

The Parochial Church Council of the Ecclesiastical Parish of Brightlingsea
All Saints with St James

Expenditure Budget 2023-2024

THIS DOES NOT FORM PART OF THE ACCOUNTS

General Fund Summary Budget

	<u>Budget</u> <u>2023</u> £	<u>Actual</u> <u>2023</u> £	<u>Budget</u> <u>2024</u> £
Church Activities			
Giving to Missionary Societies		100	
Giving - Relief and Development Agencies		324	
Home Mission		125	
Secular Charities		2,336	
Giving to Charities	1,900		1,900
PCC 5% Tithe Charitable Giving	300	50	300
Diocesan Parish Share	51,232	51,232	56,355
Parish Share to be found	11,238	2,775	8,761
Working expenses of Vicar	1,000		1,000
Vicar's Telephone	240	240	240
Locum Clergy Expenses	500		500
Upkeep of Services	1,500	1,733	2,000
Organ/Piano Tuning	300	425	350
Parish Training and Mission	100	51	100
Salary Parish Administrator	2,860	2,796	3,140
Independent Examiners Fee	650	600	710
Church running - Insurance	2,400	2,369	2,400
Church running - Electricity	4,420	5,337	7,100
Church running - Gas	9,950	9,310	12,250
Church Maintenance	1,200	3,630	1,500
Cleaning	3,700	3,563	3,860
Caretaking	2,500	1,275	2,750
Church Office - Telephone	1,300	905	1,200
Administration	2,100	1,805	2,000
Website Upkeep		921	500
Fees for Weddings and Funerals	11,020	16,175	12,600
Sundry Expenses	100	677	100
	<u>110,510</u>	<u>108,754</u>	<u>121,616</u>
Generation of voluntary income			
Coffee Morning Expenses	170	218	200
Bank Charges & Transaction Fees	170	444	150
Donation Station Charges			200
	<u>340</u>	<u>662</u>	<u>550</u>
Total Resources Expended	<u>110,850</u>	<u>109,416</u>	<u>122,166</u>

General Fund Budgeted Summary

Income (from Page 12)	118,860	104,226	130,410
Less Expenditure (From above)	110,850	109,416	122,166
	8,010	- 5,190	8,244
Transfer from Designated Funds		4,000	
Add Balance Brought Forward(from page2)	- 1,093	- 1,093	- 2,283
Deficit Balance Carried Forward	<u>6,917</u>	<u>- 2,283</u>	<u>5,961</u>

The PCC will need to find additional income of £3,300 per month to achieve this budget, but has resolved to tithe any additional income raised to give to the Diocese to support the Parish Share.

Accounts

The Parochial Church Council of the Ecclesiastical Parish of Brightlingsea
All Saints with St James

**Statement of Financial Activities
for the Year Ended 31st December 2022**

	Notes	<u>Unrestric- ted Funds</u>	<u>Desig- nated Funds</u>	<u>Restric- ted Funds</u>	<u>Endow- ment Funds</u>	<u>Total Funds 2022</u>	<u>Total Funds 2021</u>
		£	£	£	£	£	£
Income and Endowments							
Voluntary Income	2 (a)	57,705	1,615	107,899	170	167,389	77,015
Activities for generating funds	2 (b)	3,703			20	3,723	3,212
Investment Income	2 (c)			1,927	71	1,998	1,708
Church Activities	2 (d)	26,083	4,264	3,668		34,015	27,160
Other incoming resources		308		1,193		1,501	2,054
Total Income and Endowments		87,799	5,879	114,687	261	208,626	111,149
Expenditure							
Church activities	3 (a)	88,648	6,021	173,321		267,990	137,158
Costs of Generating Vol Income	3 (b)	378				378	200
Total Expenditure		89,026	6,021	173,321	-	268,368	137,358
Net Incoming/(outgoing) Resources		- 1,227	- 142	- 58,634	261	- 59,742	- 26,209
Other recognised gains/losses							
Transfers between funds -(Out) In						-	-
Gains/(losses) on investment assets	6			- 7,558	- 936	- 8,494	9,402
Net movement in funds		- 1,227	- 142	- 66,192	- 675	- 68,236	- 16,807
Total funds brought forward at 01/01/2022		134	20,377	195,111	10,493	226,115	242,922
Total funds carried forward at 31/12/22		- 1,093	20,235	128,919	9,818	157,879	226,115

Note 14 shows a Fund Analysis for the 2021 Statement of Financial Activities on Page 12

The Parochial Church Council of the Ecclesiastical Parish of Brightlingsea
All Saints with St James

Balance Sheet as at 31st December 2022

	Notes	2022		2021	
		£	£	£	£
Fixed Assets					
<u>Tangible Fixed Assets</u>					
Total Tangible Fixed Assets at Net Book Value	6	2,886	2,886	805	805
<u>Investments</u>					
Tithe Chancel Trust		6,706		7,388	
Francis Family Investment Trust		10,413		11,802	
Chancel Trust		3,058		3,466	
Churchyard Trust		43,179		48,940	
Pym and Bayard Brown Charities		1,900	65,256	2,154	73,750
Total Fixed Assets			<u>68,142</u>		<u>74,555</u>
Current Assets					
Debtors and prepayments	8		10,400		4,341
<u>Short Term Deposits</u>					
Chancel Trust Deposit		5,507		5,345	
Sunday School Fund Deposit		7,201		7,201	
Pym and Bayard Brown Charities Deposit		1,119	13,827	1,048	13,594
<u>Cash at Bank and in Hand</u>					
Barclays 10 day Notice Account		65,922		118,424	
Barclays Deposit Account		460		4,612	
Barclays e-Payments Account		379		1,969	
Lloyds Current Account		1,953		11,371	
Cash in Hand		33		26	
Petty Cash		200	68,947	200	136,602
Total Current Assets			<u>93,174</u>		<u>154,537</u>
Less: Liabilities					
Creditors: amounts falling due within one year	9	3,437		2,977	
Total Liabilities			<u>3,437</u>		<u>2,977</u>
NET ASSETS			<u>157,879</u>		<u>226,115</u>
Represented by;					
Funds					
Unrestricted Funds	10	-	1,093		134
Designated Funds			20,235		20,377
Restricted Funds			128,919		195,111
Endowment Funds			9,818		10,493
Total Funds			<u>157,879</u>		<u>226,115</u>

Approved by the Parochial Church Council on April 2023 and signed on its behalf by
Rev Caroline Beckett (Vicar), Mrs Sheila Crow and Mr Bob Goodenough (Churchwardens)

Rev Caroline Beckett

Mrs Sheila Crow

Mr Bob Goodenough

The accompanying notes form part of these financial statements

Notes to the Financial Statements

For the Year Ended 31st December 2022

1. Accounting Policies

a) Basis of financial statements

The financial statements have been prepared under the Church Accounting Regulations 2006 in accordance with applicable accounting standards (FRS102) and the current Statement of Recommended Accounting Practice and Reporting by Charities (SORP 2015).

The financial statements have been prepared under the historical cost convention except for investment assets, which are shown at market value. The financial statements include all transactions, assets and liabilities for which the PCC is responsible in law. They do not include the accounts of church groups that owe their affiliation to another body, nor those which are informal gatherings of church members. The Friends of All Saints have agreed with the PCC that they are responsible for maintaining the fabric of All Saints Church.

b) Funds accounting

Endowment funds - are funds the capital of which must be retained either permanently or at the PCC's discretion; the income derived from the endowment is to be used either as restricted or unrestricted income funds, depending upon the purpose for which the endowment was established in the first place.

Restricted funds - comprise (a) income from endowments which is to be expended only on the restricted purposes intended by the donor and (b) revenue donations or grants for a specific PCC activity intended by the donor. Where these funds have unspent balances, interest on their pooled investments is applied based on the underlying bank account interest received.

Unrestricted funds - are income funds which are to be spent on the PCC's general purposes.

Designated funds - are general funds set aside by the PCC for use in the future. Project funds are designated for particular projects for administration purposes only. Funds designated as invested in fixed assets for the PCC's own use abated in line with assets' annual depreciation charges in the SOFA. Designated funds remain unrestricted and the PCC will move any surplus to other general funds.

c) Income and Endowments

Planned giving, collections and similar donations are recognised when received. Tax refunds are recognised when the incoming resource to which they relate is received. Grants and legacies are accounted for when the PCC is entitled to the use of the resources, an inflow of economic benefit is probable and the amounts due are reliably quantifiable.

Dividends are accounted for when declared receivable, interest as and when accrued by the payer. All incoming resources are accounted for gross.

Parish Giving Scheme income includes the associated Gift Aid.

d) Expenditure

Expenditure is accounted for on an accruals basis and is accounted for gross.

Grants - Grants and donations are accounted for when paid over,

or when awarded where the award creates a binding obligation on the PCC.

Church Activities - The diocesan parish contribution is accounted for when paid. Any parish contribution unpaid at 31st December is provided for in these accounts as an operational (though not a legal) liability and is shown as a creditor in the balance sheet.

Notes to the Financial Statements (Continued)

For the Year Ended 31st December 2022

e) Fixed Assets

Tangible Fixed Assets

Consecrated and beneficed property of any kind is excluded from the accounts by s96(2) of the Charities Act 1993.

Movable church furnishing held by the Vicar and Churchwardens on special trust for the PCC and, which require a faculty for disposal, are accounted as inalienable property unless consecrated. They are listed in the church's inventory which can be inspected. For inalienable property acquired prior to 1st January 2014 there is insufficient cost information available and therefore such assets are not valued in the accounts.

All expenditure on consecrated or beneficed buildings and individual items costing under £500 are written off in the year they were incurred.

By virtue of this policy the PCC has tangible fixed assets, a Ride on Mower and two other mowers for use in Churchyard Maintenance. This year the deposit was paid on a new Churchyard shed and some matting was laid in the Churchyard to assist vehicular access

Depreciation policies are as follows;

Churchyard Machinery - 25% Straight line basis

Churchyard Buildings and paths - 20% Straight line basis

Donation Station - 33% Straight line basis

Investments

Investments are stated at market value at the balance sheet date.

f) Current Assets

Amounts owing to the PCC at 31st December in respect of fees, rents or other income are shown as debtors less provision for amounts that may prove uncollectable.

Short-term deposits include cash held on deposit with the CBF Church of England Funds

Notes to the Financial Statements (Continued)

For the Year Ended 31st December 2022

2 Income and Endowments

	<u>Unrestric- ted Funds</u>	<u>Desig- nated Funds</u>	<u>Restric- ted Funds</u>	<u>Endow- ment Funds</u>	<u>Total Funds 2022</u>	<u>Total Funds 2021</u>
	£	£	£	£	£	£
a) Voluntary Income						
Gift Aid - Bank	13,650				13,650	13,300
Parish Giving Scheme (Inc associated Gift Aid)	23,291				23,291	21,898
Gift Aid - Envelopes	2,895				2,895	4,163
One -off Gift Aid Gifts	2,805	100			2,905	1,426
Tax recoverable on Gift Aid	5,719				5,719	5,403
Other Planned Giving	1,200				1,200	1,200
Loose Plate Collections	3,781				3,781	2,418
Giving by Card or Telephone	1,757				1,757	316
Giving through Church Boxes	433				433	173
Collections for Charities	1,514				1,514	414
Donations appeals etc	660	1,515	170	170	2,515	1,904
Non recurring one off grants			107,729		107,729	24,400
	57,705	1,615	107,899	170	167,389	77,015
b) Activities for generating funds						
Christmas Bazaar, Quiz Nights etc	1,389				1,389	1,308
Other funds generated	108				108	-
Ticket sales for events					-	1,214
Bookstall Sales	300				300	50
Coffee Mornings/Concert refreshments	1,906			20	1,926	640
	3,703	-	-	20	3,723	3,212
c) Income from Investments						
Dividends on CBF Investment Fund and Other			1,642		1,642	1,549
Bank and CBF Deposit Fund Interest			285	71	356	159
	-	-	1,927	71	1,998	1,708
d) Income from Church Activities						
Fees for Weddings and Funerals	21,407		3,668		25,075	20,599
Hiring of Churches	4,676				4,676	1,793
Parish Magazine Advertising Income		2,932			2,932	2,836
Parish Magazine Cash Donations		253			253	516
Parish Magazine Subscriptions		1,079			1,079	1,416
	26,083	4,264	3,668	-	34,015	27,160
e) Other incoming Resources						
Insurance Claims - Lychgate Repair					-	500
Contribution toward Churchyard Mtc			1,193		1,193	1,193
Contribution from FOAS Lighting & cleaning	308				308	361
	308	-	1,193	-	1,501	2,054
Total Incoming Resources	87,799	5,879	114,687	261	208,626	111,149

Notes to the Financial Statements (Continued)

For the Year Ended 31st December 2022

3 Expenditure

	<u>Unrestric- ted Funds</u>	<u>Desig- nated Funds</u>	<u>Restric- ted Funds</u>	<u>Endow- ment Funds</u>	<u>Total Funds 2022</u>	<u>Total Funds 2021</u>
	£	£	£	£	£	£
a) Church Activities						
Giving to Missionary Societies	194				194	-
Giving - Relief and Development Agencies	394				394	220
Home Mission	53				53	736
Secular Charities	1,118				1,118	1,226
PCC Charitable Giving	300				300	300
Diocesan Parish Share	48,792				48,792	45,902
Working expenses of Vicar					-	-
Vicar's Telephone	240				240	240
Locum Clergy Expenses	985				985	240
Upkeep of Services	1,339				1,339	1,777
Organ/Piano Tuning	293				293	278
Education	65		260		325	-
Sunday School running costs			263		263	188
Salary of Parish Administrator	2,406		2,406		4,812	-
Salary of Activity Coordinator			2,472		2,472	-
Independent Examiners Fee	600				600	570
Church running - Insurance	2,238				2,238	2,175
Church running - Electricity	2,821				2,821	1,465
Church running - Gas	4,279				4,279	2,325
Church running - Water			3,108		3,108	616
Church Maintenance	1,176	897			2,073	1,537
Cleaning	3,466				3,466	3,177
Caretaking	1,669				1,669	1,440
Church Office - Telephone	1,014				1,014	1,158
Administration	2,284		187		2,471	2,080
Website Upkeep		855			855	-
Magazine & Booklet Expenses		3,432			3,432	3,720
Upkeep of Churchyard			5,587		5,587	4,446
Churchyard Equipment			955		955	280
Fees for Weddings and Funerals	12,922				12,922	10,542
Sundry Expenses		155			155	68
All Saints - Expenditure See Note 12			157,251		157,251	49,937
Depreciation See Note 6		682	832		1,514	515
	88,648	6,021	173,321	-	267,990	137,158
b) Generation of voluntary income						
Coffee Morning Expenses	190				190	28
Costs of Fundraising					-	100
Bank Charges & Transaction Fees	188				188	72
	378	-	-	-	378	200
Total Expenditure	89,026	6,021	173,321	-	268,368	137,358

Notes to the Financial Statements (Continued)

For the Year Ended 31st December 2022

4 Staff Costs	2022	2021
	£	£
a) Wages and Salaries	16,886	8,839

During the year the PCC employed a cleaner, a caretaker, and a Building/ Groundsman who also performed the roles of Sexton and Verger. A new Administrator was appointed in February and in September the same employee added the Activity Coordinator role to her job. This aspect of her role is financed by the All Saints Angels project. Payments to all staff were large enough to attract tax and national insurance which were accounted for to HMRC using the services of a payroll provider. The PCC also offers the Nest Pension scheme to qualifying employees.

b) Payments to PCC members

No payments or expenses were paid to any member of the PCC in connection with their services as PCC members. Chris Bloor, Sheila Crow & Linda Salmon received fees in connection with their services at Funerals and Weddings.

5 Financial Activity within the Funds

All Saints Fabric and Resources Restricted Fund

The PCC established this fund to receive grants and other income in connection with the activities Angels Project and the Tower of Strength project to restore the tower, provide a toilet and small kitchen. Further details are at Note 12.

St James Alteration Fund

There has been little financial activity in this fund this year.

Churchyard Fund

The Fund is used to maintain the churchyard at All Saints. It supports the work of the 'Holy Mowers' a team of volunteers who maintain the churchyard. The PCC transfers 50% of its share of fees received for burials, interments and memorials to the fund. This totalled £3,030 in 2022 (£2,845 2021).

Churchyard Trust

The PCC identified this restricted trust, originally part of the Churchyard Fund, to separate the Churchyard investment from the running costs.

Income generated by this fund is transferred on receipt to the Churchyard Fund to support running costs.

St James Fabric Designated Fund

The Fabric Fund receives money that has been left to the Church 'In Memoriam' and other gifts for St James

Native Designated Fund

The PCC set this fund up to separate the income and expenditure associated with the Native magazine.

6 Fixed Assets - Tangibles

	<u>ChurchYard</u>		Donation	Total	Total
	Machinery	Shed/Path	Station	2022	2021
	£	£	£	£	£
<u>Mowers</u>					
Brought Forward	2,060			2,060	2,060
Additions in year		1,549	2,046	3,595	-
Carried Forward	2,060	1,549	2,046	5,655	2,060
<u>Depreciation</u>					
Brought Forward	1,255			1,255	740
Charge for year	515	317	682	1,514	515
Carried Forward	1,770	317	682	2,769	1,255
Net Book Value	290	1,232	1,364	2,886	805

Notes to the Financial Statements (Continued)

For the Year Ended 31st December 2022

7 Fixed Assets - Investments

The change in investments is due entirely to gains on revaluation as follows

	Market Value 01/01/22 £	-	Loss on revaluation £	Market Value 31/12/22 £
Tithe Chancel Trust	7,388	-	682	6,706
Francis Family Trust	11,802	-	1,389	10,413
Chancel Trust	3,466	-	408	3,058
Churchyard Trust	48,940	-	5,761	43,179
Pym and Bayard Brown Charities	2,154	-	254	1,900
Total Investments	73,750	-	8,494	65,256

8 Debtors and Prepayments

	2022 £	2021 £
<i>Unrestricted Fund</i>		
Tax Recoverable on Gift Aid	5,000	2,439
Fees due from Undertakers	5,092	1,644
Friends of All Saints Contribution to Lighting and Cleaning	308	
	<u>10,400</u>	<u>4,083</u>
<i>Designated Fund - Native Fund</i>		
Magazine Expenses		258
	<u>10,400</u>	<u>4,341</u>

9 Creditors : Amounts falling due in one year

	2022 £	2021 £
<i>Unrestricted Fund</i>		
Utility Accruals	442	259
Wedding Fees paid in advance	800	1,255
Vicars Expenses	480	240
Missionary Societies	52	
Home Mission	53	83
Independent Examiners Fee	600	570
Diocesan Fees Return	552	408
Organ Tuning	293	
Other Accruals	33	24
	<u>3,305</u>	<u>2,839</u>
<i>Restricted Fund - Churchyard Fund</i>		
Toilet hire	132	138
	<u>3,437</u>	<u>2,977</u>

The Parochial Church Council of the Ecclesiastical Parish of Brightlingsea
All Saints with St James

Notes to the Financial Statements (Continued)

For the Year Ended 31st December 2022

10 Analysis of Net Assets by Fund

	<u>Unrestricted Funds</u>	<u>Designated Funds</u>	<u>Restricted Funds</u>	<u>Endowment Funds</u>	<u>Total Funds 2022</u>	<u>Total Funds 2021</u>
	£	£	£	£	£	£
Tangible Fixed Assets		1,364	1,522		2,886	805
Investment Fixed Assets			56,650	8,606	65,256	73,750
Current Assets	2,212	18,871	70,879	1,212	93,174	154,537
Less Current Liabilities	- 3,305		- 132		- 3,437	- 2,977
Net Assets	- 1,093	20,235	128,919	9,818	157,879	226,115

11 Statement of Funds

	Bal b/fwd 01/01/22	Income	Expenditure	Transfers other gains and losses	Gains and Losses	Bal c/fwd 31/12/22
	£	£	£	£	£	£
<i>Unrestricted Fund</i>						
General Fund	134	87,799	- 89,026	-	-	1,093
<i>Designated Funds</i>						
St James Fabric Designated Fund	17,194	1,615	- 2,589	-	-	16,220
Native Magazine Fund	3,183	4,264	- 3,432	-	-	4,015
	20,377	5,879	- 6,021	-	-	20,235
<i>Restricted Funds</i>						
All Saints Fabric and Resources Fund	2,768	108,522	- 159,975	-	-	48,685
Brightlingsea Chancel Trust	8,501	162	-	-	408	8,255
Churchyard Fund	18,312	4,238	- 12,888	1,284	-	10,946
Churchyard Trust	48,939	1,284	-	1,284	- 5,761	43,178
Francis Trust	12,536	310	-	-	1,389	11,457
Sunday School Fund	6,319	48	- 458	-	-	5,909
St James Alteration Restricted Fund	97,736	123	-	-	-	97,859
	195,111	114,687	- 173,321	-	- 7,558	128,919
<i>Endowment Funds</i>						
Pym & Bayard Brown Charity	3,105	261	-	-	254	3,112
Tithe Chancel Trust	7,388	-	-	-	682	6,706
	10,493	261	-	-	936	9,818
Total Funds	226,115	208,626	- 268,368	-	- 8,494	157,879

The overdrawn All Saints Fabric and Resources Fund is due to timing differences between the receipt of grant and the payment of contractors. The project is fully financed and the fund will right its self in Spring 2023. At the planning stage cash flow projections had shown the fund would be overdrawn at this stage of the project.

Notes to the Financial Statements (Continued)

For the Year Ended 31st December 2022

12 All Saints Restoration - Tower of Strength and Angels Projects

The project is a partnership with the Friends of All Saints and the PCC.

As the responsible body the PCC makes the payments and receives any grants.

This note lists the grant aid received in the year and shows in more detail the major expenditure incurred.

The PCC is grateful for the support received from grant givers.

	2022	2021
	£	£
Grants Received		
National Heritage Lottery - Development Stage	2,188	24,400
National Heritage Lottery - Delivery Stage	73,443	
Bishop Radford Trust	1,000	
Beatrice Laing Trust	5,000	
Garfield Weston Trust	20,000	
FSJ Trust	3,000	
Listed Places of Worship Grant	3,098	
	<u>107,729</u>	<u>24,400</u>
Project Expenditure	£	£
Building Costs	109,332	
Project Staff	14,242	16,158
Professional Fees	24,808	27,304
Recruitment	583	
Furniture and Equipment	8,286	
Education Support		6,475
	<u>157,251</u>	<u>49,937</u>

In 2023 a further £55,000 is due to be paid in other grants as well as continuing support from the National Heritage Lottery Fund.

Notes to the Financial Statements (Continued)

For the Year Ended 31st December 2022

13 Charitable Giving

These gifts to charity have arisen through Collections at Services, proceeds from Jennifer's Bookstall, use of Trust Funds and personal anonymous gifts.

The PCC has made donations as shown below.

All from General Fund unless stated otherwise

	2022	2021
	£	£
<u>Giving to Missionary Societies</u>		
Beacon of Hope	141	
Embrace	53	
	<u>194</u>	<u>-</u>
<u>Giving - Relief and Development Agencies</u>		
Refugee Action - Colchester		220
British Red Cross - Ukranian Appeal	69	
Brightlingsea Church Lads and Church Girls	18	
Disasters Emergency Committee - Parkistan Flood Appeal	307	
	<u>394</u>	<u>220</u>
<u>Home Mission</u>		
Brightlingsea Church Lads and Girls Brigade		50
Childrens Society	53	84
	<u>53</u>	<u>134</u>
<u>From the Francis Trust</u>		
Brightlingsea Church Lads and Girls Brigade - Bikeability		602
<u>Secular Charities</u>		
Colchester Night Shelter	200	
Brightlingsea Royal British Legion Remembrance Sunday		146
	<u>200</u>	<u>146</u>
Christmas Tree Festival Entrance Fees taken by card	<u>918</u>	<u>1,080</u>
<u>PCC Charitable Giving</u>		
Deanery Christians Against Poverty Officer	250	250
Essex Clergy Charity Corporation	50	50
	<u>300</u>	<u>300</u>
Total Charitable Giving (Excl Christmas Tree Festival)	<u>1,141</u>	<u>800</u>
Percentage of Voluntary Giving and Bookstall Sales	2.0%	1.0%

Notes to the Financial Statements (Continued)

For the Year Ended 31st December 2022

14 Comparative Fund Analysis for 2021 Statement of Financial Activities

	<u>Notes</u>	<u>Unrestric- ted Funds</u>	<u>Desig- nated Funds</u>	<u>Restric- ted Funds</u>	<u>Endow- ment Funds</u>	<u>Total Funds 2021</u>	<u>Total Funds 2020</u>
		£	£	£	£	£	£
Income and Endowments							
Voluntary Income	2 (a)	51,897		25,118		77,015	98,717
Activities for generating funds	2 (b)	1,998		1,214		3,212	723
Investment Income	2 (c)			1,653	55	1,708	1,846
Church Activities	2 (d)	18,343	4,768	4,049		27,160	22,304
Other incoming resources		361		1,693		2,054	1,512
Total Income and Endowments		72,599	4,768	33,727	55	111,149	125,102
Expenditure							
Church activities	3 (a)	75,695	3,524	57,939		137,158	98,247
Costs of Generating Vol Income	3 (b)	82		118		200	59
Total Expenditure		75,777	3,524	58,057	-	137,358	98,306
Net Incoming/(outgoing) Resources		- 3,178	1,244	- 24,330	55	- 26,209	26,796
Other recognised gains/losses							
Transfers between funds -(Out) In						-	-
Gains/(losses) on investment assets 6				8,034	1,368	9,402	4,311
Net movement in funds		- 3,178	1,244	- 16,296	1,423	- 16,807	31,107
Total funds brought forward at 01/01/2021		3,312	19,133	211,407	9,070	242,922	211,843
Less: Prior Year Adjustment 14						-	28
Total funds carried forward at 31/12/21		134	20,377	195,111	10,493	226,115	242,922

14 Prior Year Adjustment

This relates to a posting error after the accounts were agreed but before the ledger had been closed to old postings.

The Parochial Church Council of the Ecclesiastical Parish of Brightlingsea
All Saints with St James

Income Budget 2022-2023 THIS DOES NOT FORM PART OF THE ACCOUNTS

	<u>Budget</u> <u>2022</u>	<u>Actual</u> <u>2022</u>	<u>Budget</u> <u>2023</u>
	£	£	£
a) Voluntary Income			
Gift Aid - Bank	13,300	13,650	13,300
Gift Aid - Envelopes	4,100	2,895	3,000
Parish Giving Scheme	22,000	23,291	23,100
One -off Gift Aid Gifts	2,000	2,805	2,000
Gift Day Income			
Tax recoverable on Gift Aid	6,000	5,719	5,000
Other Planned Giving	1,200	1,200	1,200
Loose Plate Collections	5,800	3,781	4,000
Text and Card Giving	500	1,757	1,600
Giving through Church Boxes	300	433	400
Collections for Charities	1,500	1,514	1,500
Donations appeals etc	500	660	800
	<u>57,200</u>	<u>57,705</u>	<u>55,900</u>
b) Activities for generating funds			
Christmas Bazaar, Quiz Nights etc	1,500	1,389	1,500
Other funds generated	150	108	100
Bookstall Sales	400	300	400
Coffee Mornings	2,000	1,906	1,700
	<u>4,050</u>	<u>3,703</u>	<u>3,700</u>
INCOME TO BE GENERATED			<u>36,000</u>
c) Income from Investments			
Dividends on CBF Investment Fund			
Bank and CBF Deposit Fund Interest			
	<u>-</u>		
d) Income from Church Activities			
Fees for Weddings and Funerals	20,500	21,407	17,500
Hiring of Churches	3,675	4,676	5,400
Parish Magazine Advertising Income			
Parish Magazine Cash Donations			
	<u>24,175</u>	<u>26,083</u>	<u>22,900</u>
e) Other incoming Resources			
Contribution from FOAS for Lighting	360	308	360
Contribution Churchyard Fund Admin	2,500		
	<u>2,860</u>	<u>308</u>	<u>360</u>
Total Incoming Resources	<u><u>88,285</u></u>	<u><u>87,799</u></u>	<u><u>118,860</u></u>

The Parochial Church Council of the Ecclesiastical Parish of Brightlingsea
All Saints with St James

Expenditure Budget 2022-2023

THIS DOES NOT FORM PART OF THE ACCOUNTS

General Fund Summary Budget

	<u>Budget</u>	<u>Actual</u>	<u>Budget</u>
	<u>2022</u>	<u>2022</u>	<u>2023</u>
	£	£	£
Church Activities			
Giving to Missionary Societies		194	
Giving - Relief and Development Agencies		394	
Home Mission		53	
Secular Charities		1,118	
Giving to Charities	1,900		1,900
PCC 5% Tithe Charitable Giving	300	300	300
Diocesan Parish Share	48,792	48,792	51,232
Parish Share to be found			11,238
Working expenses of Vicar	1,000		1,000
Vicar's Telephone	240	240	240
Locum Clergy Expenses	400	985	500
Upkeep of Services	2,000	1,339	1,500
Organ/Piano Tuning	300	293	300
Parish Training and Mission	100	65	100
Salary Parish Administrator	5,000	2,406	2,860
Independent Examiners Fee	550	600	650
Church running - Insurance	2,300	2,238	2,400
Church running - Electricity	2,470	2,821	4,420
Church running - Gas	6,600	4,279	9,950
Church Maintenance	1,000	1,176	1,200
Cleaning	3,500	3,466	3,700
Caretaking	1,440	1,669	2,500
Church Office - Telephone	1,200	1,014	1,300
Administration	2,000	2,284	2,100
Fees for Weddings and Funerals	14,200	12,922	11,020
Sundry Expenses	100		100
	<u>95,392</u>	<u>88,648</u>	<u>110,510</u>

Generation of voluntary income

Coffee Morning Expenses	150	190	170
Bank Charges & Transaction Fees	130	188	170
	<u>280</u>	<u>378</u>	<u>340</u>

Total Resources Expended

<u>95,672</u>	<u>89,026</u>	<u>110,850</u>
---------------	---------------	----------------

General Fund Budgeted Summary

Income (from Page 12)	88,285	87,799	118,860
Less Expenditure (From above)	95,672	89,026	110,850
	- 7,387	- 1,227	8,010
Add Balance Brought Forward(from page2)	134	134	- 1,093
Deficit Balance Carried Forward	<u>- 7,253</u>	<u>- 1,093</u>	<u>6,917</u>

The PCC will need to find additional income of £3000 per month to achieve this budget, but has resolved to tithe any additional income raised to give to the Diocese to support the Parish Share.

Accounts

The Parochial Church Council of the Ecclesiastical Parish of
Brightlingsea

All Saints with St James

Registered Charity Number 1149403

Financial Statements and Report

Year Ended 31st December 2021

Vicar:

Rev'd Caroline Beckett BA (Hons)

Bankers:

Lloyds Bank, Colchester

Barclays Bank, Colchester

Independent Examiner:

Carol Green FCCA

Peyton Tyler Mears

Middleborough House

16 Middleborough

Colchester

Essex CO1 1QT

Financial Review and Governance Statement for the Year ended 31st December 2021

Financial Review

To begin with a brief note about the layout of the accounts. The first page shows the Income and Expenditure across the various funds. The second page shows the Balance Sheet. There then follow notes to the accounts which it is hoped aid your understanding. A simple General Fund Income and Expenditure account is included on pages 12 and 13.

This year has seen the Church emerging from the effects of the pandemic. However we thank God that our income maintained sufficiently to meet our expenditure and new ways of worshipping and serving God have started continued. It is to be hoped that in the coming year church attendance improves as our casual giving is significantly reduced. Total receipts on the unrestricted General Fund were £72,599 of which voluntary income was £51,897. Planned giving through the bank remained stable but giving via envelope has declined and the Parish Giving Scheme (this figure includes associated Gift Aid) continued to rise. The Parish Giving Scheme enables givers to set up a direct debit with the church, the scheme also collects gift aid each month and is a more robust way of giving to the parish. It is to be hoped that gradually our regular givers will transfer to this scheme.

Total payments on the Unrestricted General Fund were £75,777. The largest item of expenditure was the contribution to the Diocesan Parish Share at £45,902. This was reduced by 2.7% compared with 2020 to give pandemic relief. This provides for the stipends, housing, support and training costs of the full time clergy. The diocesan cost per parish is approximately £80,000 as this also includes the cost of training ordinands and the Diocesan central costs. This parish therefore pays £45,902 but receives £80,000 plus benefits from the diocese. The balance of our contribution is paid by other more wealthy parishes across the diocese and a contribution is made from the National Church. The Parish Share is based on a formula that uses congregation headcount together with an adjustment to reflect the degree of deprivation in the parish. This helps to reflect the parish's ability to pay. Account is also taken of payments to the diocese for Weddings and Funerals. The remainder of the expenditure was to keep the church running.

Details of the parish's charitable giving is shown in Note 12 (page 10). The PCC's policy on transferring to the Churchyard Fund 50% of its share of burial, interment and memorial fees generated £2,844 and this has helped with the maintenance of All Saints Churchyard.

Brightlingsea Town Council paid a grant of £1,193 towards the costs of maintaining All Saints Churchyard. The PCC acknowledges this grant and gives thanks. The Churchyard Trust quarterly dividend from the Diocese is paid into the Churchyard Fund which finances the maintenance and running of the Churchyard. The PCC is grateful for the help of the Holy Mowers in this respect.

The work to restore All Saints Church continues and £24,400 was received as part 2 of a Development Grant from the National Heritage Lottery Fund. This has enabled the Project Team to complete the development phase of the project and submit a successful bid to the NHLF. The Friends of All Saints and the PCC heard in December that we would receive £498,300 which will enable the project to move to the construction phase. A spokesperson for the "All Saints' Project" said "This is a wonderful chance for the community to experience a huge range of heritage activities in a centuries-old building made safer and more comfortable thanks to the National Lottery players "

The PCC has continued to publish The Native magazine and are grateful to the support from local businesses which generated £2,836 in advertising revenue.

The Fabric Fund has been used to pay the larger one off maintenance costs at St James.

There were no Legacies received in 2021. Further details of the operation of the PCC's Funds can be found at Note 5 (page 7) to the accounts.

The Parochial Church Council of the Ecclesiastical Parish of Brightlingsea
All Saints with St James

Reserves Policy

It is the PCC's policy to try and maintain a balance on the Unrestricted General Fund of at least three months unrestricted payments. This is equivalent to £23,770. It is held to smooth out fluctuations in cash flow and to meet emergencies. The PCC holds balances of £20,511 in Unrestricted and Designated funds. This is the minimum that should be held, as the Unrestricted General Fund should not be relying on the support of the Designated Fabric and Native Funds. The PCC will continue to need to look for new forms of income and savings.

Structure, Governance and Management

The method of appointment of PCC members is set out in the Church Representation Rules. The membership of the PCC consists of the vicar, the churchwardens and members elected by those members of the congregation who are on the electoral roll of the church. All members of the congregation are encouraged to register on the electoral roll and to stand for election to the PCC.

The PCC members are responsible for making decisions on all matters of general concern and importance to the parish including deciding on how the funds of the PCC are to be spent.

The PCC's agenda includes regular discussion of worship, mission and outreach, safeguarding, fabric and finance. The PCC met 12 times during the year with an average attendance of approximately 75%. Meetings were held by Zoom and in person. Members unable to join a Zoom meeting were invited to make comments and vote before the minutes of each meeting were agreed.

Administrative Information

All Saints with St James Churches are part of the St Osyth Deanery in the Church of England Diocese of Chelmsford. The correspondence address is The Church Office, St James Church, Victoria Place, Brightlingsea, Colchester, Essex, CO7 0AB. Other contact details can be found on the website: www.allsaintswithstjamesb-sea.co.uk

The PCC is a body corporate (PCC Powers Measure 1956 and Church Representation Rules 2006) and a Registered Charity number 1149403.

PCC members who have served at any time from 1st January 2021 until the date this report was approved are:

Vicar: The Reverend Caroline Beckett

Churchwardens: Sheila Crow

Vacancy

Elected members:

Chris Bloor	Judith Gibbons (Ordinand & Deanery Synod rep Sec to 30.09.21)
Mary Bugbee	Catherine Graham LLM
Vivien Chapman	Ed Gray - (Pro Warden)
Hazel Dines (till 18.04.21)	Angela Herbert (Pro Warden & Safeguarding)
John Dines	Terry Loader (from 18.04.21)
Abbie Fairbairn	Janet Russell (Deanery Synod rep)
Lyn Forster	Linda Salmon
Jennifer Gallant	

Exofficio:

Claudia Campbell (co opted Secretary from 30.09.21)

David Wiggins (Treasurer)

**Independent Examiner's Report to the Trustees of the Ecclesiastical Parish of
Brightlingsea – All Saints with St James**

I report on the accounts for the Year Ended 31st December 2021, which are set out on pages 1 to 13.

Respective responsibilities of the Trustees and the Independent Examiner

The charity's trustees consider that an audit is not required for this year under section 144(2) of the Charities Act 2011 (the 2011 Act) and that an Independent examination is needed.

It is my responsibility to

- Examine the accounts under section 145 of the 2011 Act;
- Follow procedures laid down in the general directions given by the Charity Commissioners section 145(5)(b) of the 2011 Act; and
- State whether particular matters have come to my attention.

Basis of Independent Examiners Statement

My examination was carried out in accordance with the General Directions given by the Charity Commission.

An examination includes a review of the accounting records kept by the charity and a comparison of the accounts presented with those records. It also includes consideration of any unusual items or disclosures in the accounts, and seeking explanations from the management committee concerning any such matters. The procedures undertaken do not provide all the evidence that would be required in a full audit, and consequently I do not express an opinion on the accounts.

Independent examiner's statement

In connection with my examination, no matter has come to my attention:

- (1) which gives me reasonable cause to believe that in any material respect the requirements
 - to keep accounting records in accordance with S130 of the 2011 Act; or
 - to prepare accounts, which accord with these accounting records have not been met; or
- (2) to which, in my opinion, attention should be drawn in order to enable a proper understanding of the accounts to be reached.



Carol Green FCCA
Peyton Tyler Mears
Middleborough House
16 Middleborough
Colchester
Essex
CO1 1QT

Dated  March 2022

The Parochial Church Council of the Ecclesiastical Parish of Brightlingsea
All Saints with St James

**Statement of Financial Activities
for the Year Ended 31st December 2021**

	<u>Notes</u>	<u>Unrestric- ted Funds</u>	<u>Desiq- nated Funds</u>	<u>Restric- ted Funds</u>	<u>Endow- ment Funds</u>	<u>Total Funds 2021</u>	<u>Total Funds 2020</u>
		£	£	£	£	£	£
Income and Endowments							
Voluntary Income	2 (a)	51,897		25,118		77,015	98,717
Activities for generating funds	2 (b)	1,998		1,214		3,212	723
Investment Income	2 ©			1,653	55	1,708	1,846
Church Activities	2 (d)	18,343	4,768	4,049		27,160	22,304
Other incoming resources		361		1,693		2,054	1,512
Total Income and Endowments		72,599	4,768	33,727	55	111,149	125,102
Expenditure							
Church activities	3 (a)	75,695	3,524	57,939		137,158	98,247
Costs of Generating Vol Income	3 (b)	82		118		200	59
Total Expenditure		75,777	3,524	58,057	-	137,358	98,306
Net Incoming/(outgoing) Resources		- 3,178	1,244	- 24,330	55	- 26,209	26,796
Other recognised gains/losses							
Transfers between funds -(Out) In						-	-
Gains/(losses) on investment assets	6			8,034	1,368	9,402	4,311
Net movement in funds		- 3,178	1,244	- 16,296	1,423	- 16,807	31,107
Total funds brought forward at 01/01/2021		3,312	19,133	211,407	9,070	242,922	211,843
Less: Prior Year Adjustment	14					-	28
Total funds carried forward at 31/12/21		134	20,377	195,111	10,493	226,115	242,922

Note 13 shows a Fund Analysis for the 2020 Statement of Financial Activities on page 11

The Parochial Church Council of the Ecclesiastical Parish of Brightlingsea
All Saints with St James

Balance Sheet as at 31st December 2021

	Notes	2021		2020	
		£	£	£	£
Fixed Assets					
<u>Tangible Fixed Assets</u>					
Churchyard Mowers (at Net Book Value)	6	805	805	1,320	1,320
<u>Investments</u>					
Tithe Chancel Trust	7	7,388		6,290	
Francis Family Investment Trust		11,802		10,326	
Chancel Trust		3,466		3,033	
Churchyard Trust		48,940		42,815	
Pym and Bayard Brown Charities		2,154	73,750	1,884	64,348
Total Fixed Assets			<u>74,555</u>		<u>65,668</u>
Current Assets					
Debtors and prepayments	8		4,341		6,814
<u>Short Term Deposits</u>					
Chancel Trust Deposit		5,345		5,255	
Sunday School Fund Deposit		7,201		7,201	
Pym and Bayard Brown Charities Deposit		1,048	13,594	993	13,449
<u>Cash at Bank and in Hand</u>					
Barclays 10 day Notice Account		118,424		123,412	
Barclays Deposit Account		4,612		7,575	
Barclays e-Payments Account		1,969			
Lloyds Current Account		11,371		37,582	
Cash in Hand		26			
Petty Cash		200	136,602	200	168,769
Total Current Assets			<u>154,537</u>		<u>189,032</u>
Less: Liabilities					
Creditors: amounts falling due within one year	9	2,977		11,778	
Total Liabilities			<u>2,977</u>		<u>11,778</u>
NET ASSETS			<u>226,115</u>		<u>242,922</u>
Represented by;					
Funds					
Unrestricted Funds	10		134		3,312
Designated Funds			20,377		19,133
Restricted Funds			195,111		211,407
Endowment Funds			10,493		9,070
Total Funds			<u>226,115</u>		<u>242,922</u>

Approved by the Parochial Church Council on 5 April 2022 and signed on its behalf by
Rev Caroline Beckett (Vicar) and Mrs Sheila Crow (Churchwarden)

Rev Caroline Beckett  Mrs Sheila Crow 

The accompanying notes form part of these financial statements

Notes to the Financial Statements

For the Year Ended 31st December 2021

1. Accounting Policies

a) Basis of financial statements

The financial statements have been prepared under the Church Accounting Regulations 2006 in accordance with applicable accounting standards (FRS102) and the current Statement of Recommended Accounting Practice and Reporting by Charities (SORP 2015).

The financial statements have been prepared under the historical cost convention except for investment assets, which are shown at market value. The financial statements include all transactions, assets and liabilities for which the PCC is responsible in law. They do not include the accounts of church groups that owe their affiliation to another body, nor those which are informal gatherings of church members. The Friends of All Saints have agreed with the PCC that they are responsible for maintaining the fabric of All Saints Church.

b) Funds accounting

Endowment funds - are funds the capital of which must be retained either permanently or at the PCC's discretion; the income derived from the endowment is to be used either as restricted or unrestricted income funds, depending upon the purpose for which the endowment was established in the first place.

Restricted funds - comprise (a) income from endowments which is to be expended only on the restricted purposes intended by the donor and (b) revenue donations or grants for a specific PCC activity intended by the donor. Where these funds have unspent balances, interest on their pooled investments is applied based on the underlying bank account interest received.

Unrestricted funds - are income funds which are to be spent on the PCC's general purposes.

Designated funds - are general funds set aside by the PCC for use in the future. Project funds are designated for particular projects for administration purposes only. Funds designated as invested in fixed assets for the PCC's own use abated in line with assets' annual depreciation charges in the SOFA. Designated funds remain unrestricted and the PCC will move any surplus to other general funds.

c) Income and Endowments

Planned giving, collections and similar donations are recognised when received. Tax refunds are recognised when the incoming resource to which they relate is received. Grants and legacies are accounted for when the PCC is entitled to the use of the resources, an inflow of economic benefit is probable and the amounts due are reliably quantifiable.

Dividends are accounted for when declared receivable, interest as and when accrued by the payer. All incoming resources are accounted for gross.

Parish Giving Scheme income includes the associated Gift Aid.

d) Expenditure

Expenditure is accounted for on an accruals basis and is accounted for gross.

Grants - Grants and donations are accounted for when paid over,

or when awarded where the award creates a binding obligation on the PCC.

Church Activities - The diocesan parish contribution is accounted for when paid. Any parish contribution unpaid at 31st December is provided for in these accounts as an operational (though not a legal) liability and is shown as a creditor in the balance sheet.

Notes to the Financial Statements (Continued)

For the Year Ended 31st December 2021

e) Fixed Assets

Tangible Fixed Assets

Consecrated and beneficed property of any kind is excluded from the accounts by s96(2) of the Charities Act 1993.

Movable church furnishing held by the Vicar and Churchwardens on special trust for the PCC and, which require a faculty for disposal, are accounted as inalienable property unless consecrated. They are listed in the church's inventory which can be inspected. For inalienable property acquired prior to 1st January 2014 there is insufficient cost information available and therefore such assets are not valued in the accounts.

All expenditure on consecrated or beneficed buildings and individual items costing under £500 are written off in the year they were incurred.

By virtue of this policy the PCC has tangible fixed assets, a Ride on Mower and two other mowers for use in Churchyard Maintenance.

Depreciation has been calculated at 25% straight line which assumes a four year life for the mowers.

Investments

Investments are stated at market value at the balance sheet date.

f) Current Assets

Amounts owing to the PCC at 31st December in respect of fees, rents or other income are shown as debtors less provision for amounts that may prove uncollectable.

Short-term deposits include cash held on deposit with the CBF Church of England Funds

The Parochial Church Council of the Ecclesiastical Parish of Brightlingsea
All Saints with St James

Notes to the Financial Statements (Continued)

For the Year Ended 31st December 2021

2 Income and Endowments

	<u>Unrestric- ted Funds</u>	<u>Desig- nated Funds</u>	<u>Restric- ted Funds</u>	<u>Endow- ment Funds</u>	<u>Total Funds 2021</u>	<u>Total Funds 2020</u>
	£	£	£	£	£	£
a) Voluntary Income						
Gift Aid - Bank	13,300				13,300	13,139
Parish Giving Scheme	21,898				21,898	21,079
Gift Aid - Envelopes	4,163				4,163	5,064
One -off Gift Aid Gifts	1,426				1,426	2,703
Tax recoverable on Gift Aid	5,403				5,403	9,114
Other Planned Giving	1,200				1,200	1,200
Loose Plate Collections	2,340		78		2,418	2,917
Giving by Card or Telephone	316				316	-
Giving through Church Boxes	173				173	244
Collections for Charities	414				414	494
Donations appeals etc	1,264		640		1,904	3,058
Non recurring one off grants	-		24,400		24,400	39,705
	<u>51,897</u>	<u>-</u>	<u>25,118</u>	<u>-</u>	<u>77,015</u>	<u>98,717</u>
b) Activities for generating funds						
Christmas Bazaar, Quiz Nights etc	1,308				1,308	-
Other funds generated					-	187
Ticket sales for events			1,214		1,214	-
Bookstall Sales	50				50	100
Coffee Mornings/Concert refreshments	640				640	436
	<u>1,998</u>	<u>-</u>	<u>1,214</u>	<u>-</u>	<u>3,212</u>	<u>723</u>
c) Income from Investments						
Dividends on CBF Investment Fund and Other			1,549		1,549	1,529
Bank and CBF Deposit Fund Interest			104	55	159	317
	<u>-</u>	<u>-</u>	<u>1,653</u>	<u>55</u>	<u>1,708</u>	<u>1,846</u>
d) Income from Church Activities						
Fees for Weddings and Funerals	16,550		4,049		20,599	15,789
Hiring of Churches	1,793				1,793	443
Parish Magazine Advertising Income		2,836			2,836	3,667
Parish Magazine Cash Donations		516			516	752
Parish Magazine Subscriptions		1,416			1,416	1,653
	<u>18,343</u>	<u>4,768</u>	<u>4,049</u>	<u>-</u>	<u>27,160</u>	<u>22,304</u>
e) Other incoming Resources						
Insurance Claims - Lychgate Repair			500		500	-
Contribution toward Churchyard Mtc			1,193		1,193	1,193
Contribution from FOAS Lighting & cleaning	361				361	319
	<u>361</u>	<u>-</u>	<u>1,693</u>	<u>-</u>	<u>2,054</u>	<u>1,512</u>
Total Incoming Resources	<u>72,599</u>	<u>4,768</u>	<u>33,727</u>	<u>55</u>	<u>111,149</u>	<u>125,102</u>

The Parochial Church Council of the Ecclesiastical Parish of Brightlingsea
All Saints with St James

Notes to the Financial Statements (Continued)

For the Year Ended 31st December 2021

3 Expenditure

	<u>Unrestric- ted Funds</u>	<u>Desig- nated Funds</u>	<u>Restric- ted Funds</u>	<u>Endow- ment Funds</u>	<u>Total Funds 2021</u>	<u>Total Funds 2020</u>
	£	£	£	£	£	£
a) Church Activities						
Giving to Missionary Societies					-	543
Giving - Relief and Development Agencies	220				220	-
Home Mission	134		602		736	-
Secular Charities	146		1,080		1,226	50
PCC Charitable Giving	300				300	300
Diocesan Parish Share	45,902				45,902	47,199
Working expenses of Vicar	-				-	-
Vicar's Telephone	240				240	240
Locum Clergy Expenses	240				240	120
Upkeep of Services	1,777				1,777	2,086
Organ/Piano Tuning	278				278	271
Parish Training and Mission					-	125
Sunday School running costs			188		188	69
Salary of Parish Administrator					-	-
Independent Examiners Fee	570				570	510
Church running - Insurance	2,175				2,175	2,129
Church running - Electricity	1,465				1,465	1,154
Church running - Gas	2,325				2,325	1,608
Church running - Water	53		563		616	142
Church Maintenance	1,537				1,537	2,027
Cleaning	3,177				3,177	2,898
Caretaking	1,440				1,440	1,460
Church Office - Telephone	1,158				1,158	1,094
Administration	2,016		64		2,080	2,119
Magazine & Booklet Expenses		3,524	196		3,720	4,133
Upkeep of Churchyard			4,446		4,446	3,705
Churchyard Equipment			280		280	59
Fees for Weddings and Funerals	10,542				10,542	7,164
Legal Expenses Churchyard					-	-
Sundry Expenses			68		68	148
Major Church Maintenance					-	-
All Saints - Project Manager			16,158		16,158	12,918
All Saints - Professional Fees			27,304		27,304	1,800
All Saints - Other Costs			6,475		6,475	1,711
Depreciation Churchyard Mowers			515		515	465
	75,695	3,524	57,939	-	137,158	98,247
b) Generation of voluntary income						
Coffee Morning Expenses	28				28	59
Costs of Fundraising			100		100	-
Bank Charges & Transaction Fees	54		18		72	-
	82	-	118	-	200	59
Total Expenditure	75,777	3,524	58,057	-	137,358	98,306

Notes to the Financial Statements (Continued)

For the Year Ended 31st December 2021

4 Staff Costs	2021	2020
	£	£
a) Wages and Salaries	8,839	9,053

During the year the PCC employed a cleaner, a caretaker, and a Building/ Groundsman who also performed the roles of Sexton and Verger. Payments were large enough to attract tax and national insurance which were accounted for to HMRC using the services of a payroll provider.

b) Payments to PCC members

No payments or expenses were paid to any member of the PCC in connection with their services as PCC members. Chris Bloor, Sheila Crow & Linda Salmon received fees in connection with their services at Funerals and Weddings.

5 Financial Activity within the Funds

All Saints Fabric and Resources Restricted Fund

The PCC established this fund to receive grants and other income in connection with the Angels Project to restore the tower at All Saints and provide a toilet and small kitchen.

The project received £24,400 Development Grant Part 2 from the Heritage Lottery Trust.

St James Alteration Fund

There has been little financial activity in this fund this year.

Churchyard Fund

The Fund is used to maintain the churchyard at All Saints. It supports the work of the 'Holy Mowers' a team of volunteers who maintain the churchyard. The PCC transfers 50% of its share of fees received for burials, interments and memorials to the fund. This totalled £2,845 in 2021 (£3,374 2020).

Churchyard Trust

The PCC identified this restricted trust, originally part of the Churchyard Fund, to separate the Churchyard investment from the running costs.

Income generated by this fund is transferred on receipt to the Churchyard Fund to support running costs.

St James Fabric Designated Fund

The Fabric Fund receives money that has been left to the Church 'In Memoriam' and other gifts for St James.

Native Designated Fund

The PCC set this fund up to separate the income and expenditure associated with the Native magazine.

6 Fixed Assets - Tangibles

	2021	2020
	£	£
<u>Mowers</u>		
Brought Forward	2,060	1,100
Additions in year	-	960
Carried Forward	<u>2,060</u>	<u>2,060</u>
<u>Depreciation</u>		
Brought Forward	740	275
Charge for year 25%	515	465
Carried Forward	<u>1,255</u>	<u>740</u>
Net Book Value	<u><u>805</u></u>	<u><u>1,320</u></u>

The Parochial Church Council of the Ecclesiastical Parish of Brightlingsea
All Saints with St James

Notes to the Financial Statements (Continued)

For the Year Ended 31st December 2021

7 Fixed Assets - Investments

The change in investments is due entirely to gains on revaluation as follows

	Market Value 01/01/21 £	Gain/loss on revaluation £	Market Value 31/12/21 £
Tithe Chancel Trust	6,290	1,098	7,388
Francis Family Trust	10,326	1,476	11,802
Chancel Trust	3,033	433	3,466
Churchyard Trust	42,815	6,125	48,940
Pym and Bayard Brown Charities	1,884	270	2,154
Total Investments	64,348	9,402	73,750

8 Debtors and Prepayments

	2021 £	2020 £
<i>Unrestricted Fund</i>		
Tax Recoverable on Gift Aid	2,439	3,908
Fees due from Undertakers	1,644	1,445
	<u>4,083</u>	<u>5,353</u>
<i>Designated Fund - Native Fund</i>		
Magazine Expenses	258	258
<i>Restricted Fund - Churchyard Fund</i>		
Annual Grant Brightlingsea Town Council	-	1,193
<i>Restricted Fund - All Saints Fund</i>		
Tax Recoverable on Gift Aid	-	10
	<u>4,341</u>	<u>6,814</u>

9 Creditors : Amounts falling due in one year

	2021 £	2020 £
<i>Unrestricted Fund</i>		
Utility Accruals	259	153
Wedding Fees paid in advance	1,255	1,200
Vicars Expenses	240	240
Home Mission	83	-
Independent Examiners Fee	570	570
Diocesan Fees Return	408	-
Other Accruals	24	24
	<u>2,839</u>	<u>2,187</u>
<i>All Saints Fund</i>		
Building fees	-	594
Project Manager	-	1,845
	<u>-</u>	<u>2,439</u>
<i>Restricted Fund - Churchyard Fund</i>		
Toilet hire	138	138
<i>Restricted Fund - Alteration Fund</i>		
Cost of Chairs Owed to parishioner	-	7,014
	<u>2,977</u>	<u>11,778</u>

The Parochial Church Council of the Ecclesiastical Parish of Brightlingsea
All Saints with St James

Notes to the Financial Statements (Continued)

For the Year Ended 31st December 2021

10 Analysis of Net Assets by Fund

	<u>Unrestricted Funds</u>	<u>Designated Funds</u>	<u>Restricted Funds</u>	<u>Endowment Funds</u>	<u>Total Funds 2021</u>	<u>Total Funds 2020</u>
	£	£	£	£	£	£
Tangible Fixed Assets			805		805	1,320
Investment Fixed Assets			64,208	9,542	73,750	64,348
Current Assets	2,973	20,377	130,236	951	154,537	189,032
Less Current Liabilities	- 2,839		- 138		- 2,977	- 11,778
Net Assets	134	20,377	195,111	10,493	226,115	242,922

11 Statement of Funds

	Bal b/fwd 01/01/21	Income	Expenditure	Transfers other gains and losses	Gains and Losses	Bal c/fwd 31/12/21
	£	£	£	£	£	£
<i>Unrestricted Fund</i>						
General Fund	3,312	72,599	- 75,777	-		134
<i>Designated Funds</i>						
St James Fabric Designated Fund	17,194	-	-	-	-	17,194
Native Magazine Fund	1,939	4,768	- 3,524			3,183
	19,133	4,768	- 3,524	-	-	20,377
<i>Restricted Funds</i>						
All Saints Fabric and Resources Fund	27,295	26,936	- 51,463	-	-	2,768
Brightlingsea Chancel Trust	7,977	91	-	-	433	8,501
Churchyard Fund	17,736	5,138	- 5,804	1,242	-	18,312
Churchyard Trust	42,814	1,242	-	1,242	6,125	48,939
Francis Trust	11,362	300	- 602	-	1,476	12,536
Sunday School Fund	6,500	7	- 188	-	-	6,319
St James Alteration Restricted Fund	97,723	13	-	-	-	97,736
	211,407	33,727	- 58,057	-	8,034	195,111
<i>Endowment Funds</i>						
Pym & Bayard Brown Charity	2,780	55	-	-	270	3,105
Tithe Chancel Trust	6,290	-	-	-	1,098	7,388
	9,070	55	-	-	1,368	10,493
Total Funds	242,922	111,149	- 137,358	-	9,402	226,115

Notes to the Financial Statements (Continued)

For the Year Ended 31st December 2021

12 Charitable Giving

These gifts to charity have arisen through Collections at Services, proceeds from Jennifer's Bookstall, The Breakfast Club, use of Trust Funds and personal anonymous gifts. The PCC has made donations as shown below.
All from General Fund unless stated otherwise

	2021 £	2020 £
<u>Giving to Missionary Societies</u>		
Beacon of Hope		543
	0	543
<u>Giving - Relief and Development Agencies</u>		
Refugee Action - Colchester	220	
	220	0
<u>Home Mission</u>		
Brightlingsea Church Lads and Girls Brigade	50	
Childrens Society	84	
	134	0
<i>From the Francis Trust</i>		
Brightlingsea Church Lads and Girls Brigade - Bikeability	602	0
<u>Secular Charities</u>		
Brightlingsea 4 Youth		50
Brightlingsea Royal British Legion Remembrance Sunday	146	
	146	50
<i>From All Saints Fabric and Resources Restricted Fund</i>		
Christmas Tree Festival Entrance Fees taken by card	1,080	
<u>PCC Charitable Giving</u>		
Deanery Christians Against Poverty Officer	250	250
Essex Clergy Charity Corporation	50	50
	300	300
Total Charitable Giving (Excluding Christmas Tree Festival	1,402	893
Percentage of Voluntary Giving and Bookstall Sales	2.7%	1.6%

Notes to the Financial Statements (Continued)

For the Year Ended 31st December 2021

13 Comparative Fund Analysis for 2020 Statement of Financial Activities

	Notes	<u>Unrestric- ted Funds</u>	<u>Desig- nated Funds</u>	<u>Restric- ted Funds</u>	<u>Endow- ment Funds</u>	<u>Total Funds 2020</u>	<u>Total Funds 2019</u>
		£	£	£	£	£	£
Income and Endowments							
Voluntary Income	2 (a)	56,560	2,205	39,952		98,717	69,552
Activities for generating funds	2 (b)	723				723	5,060
Investment Income	2 ©			1,789	57	1,846	2,000
Church Activities	2 (d)	12,878	6,072	3,354		22,304	34,140
Other incoming resources		319		1,193		1,512	18,216
Total Income and Endowments		70,480	8,277	46,288	57	125,102	128,968
Expenditure							
Church activities	3 (a)	71,239	5,544	21,464		98,247	117,054
Costs of Generating Vol Income	3 (b)	59				59	405
Total Expenditure		71,298	5,544	21,464	-	98,306	117,459
Net Incoming/(outgoing) Resources		- 818	2,733	24,824	57	26,796	11,509
Other recognised gains/losses							
Transfers between funds -(Out) In						-	-
Gains/(losses) on investment assets	6			3,614	697	4,311	9,632
Net movement in funds		- 818	2,733	28,438	754	31,107	21,141
Total funds brought forward at 01/01/2020		4158	16,400	182,969	8,316	211,843	190,702
Less: Prior Year Adjustment	14	-28				28	
Total funds carried forward at 31/12/20		3,312	19,133	211,407	9,070	242,922	211,843

14 Prior Year Adjustment

This relates to a posting error after the accounts were agreed but before the ledger had been closed to old postings.

The Parochial Church Council of the Ecclesiastical Parish of Brightlingsea
All Saints with St James

Income Budget 2021-2022 THIS DOES NOT FORM PART OF THE ACCOUNTS

	<u>Budget</u> <u>2021</u>	<u>Actual</u> <u>2021</u>	<u>Budget</u> <u>2022</u>
	£	£	£
a) Voluntary Income			
Gift Aid - Bank	12,750	13,300	13,300
Gift Aid - Envelopes	7,000	4,163	4,100
Parish Giving Scheme	21,000	21,898	22,000
One -off Gift Aid Gifts	2,000	1,426	2,000
Gift Day Income			
Tax recoverable on Gift Aid	6,000	5,403	6,000
Other Planned Giving	1,200	1,200	1,200
Loose Plate Collections	7,000	2,340	5,800
Text and Card Giving	500	316	500
Giving through Church Boxes	400	173	300
Collections for Charities	1,500	414	1,500
Donations appeals etc	500	1,264	500
	<u>59,850</u>	<u>51,897</u>	<u>57,200</u>
b) Activities for generating funds			
Christmas Bazaar, Quiz Nights etc	1,500	1,308	1,500
Other funds generated	150		150
Bookstall Sales	250	50	400
Coffee Mornings	1,500	640	2,000
	<u>3,400</u>	<u>1,998</u>	<u>4,050</u>
c) Income from Investments			
Dividends on CBF Investment Fund			
Bank and CBF Deposit Fund Interest			
	<u>-</u>		
d) Income from Church Activities			
Fees for Weddings and Funerals	20,500	16,550	20,500
Hiring of Churches	2,000	1,793	3,675
Parish Magazine Advertising Income			
Parish Magazine Cash Donations			
	<u>22,500</u>	<u>18,343</u>	<u>24,175</u>
e) Other incoming Resources			
Contribution from FOAS for Lighting	340	361	360
Contribution Churchyard Fund Admin			2,500
	<u>340</u>	<u>361</u>	<u>2,860</u>
Total Incoming Resources	<u>86,090</u>	<u>72,599</u>	<u>88,285</u>

The Parochial Church Council of the Ecclesiastical Parish of Brightlingsea
All Saints with St James

Expenditure Budget 2021-2022

THIS DOES NOT FORM PART OF THE ACCOUNTS

General Fund Summary Budget

	<u>Budget</u> <u>2021</u> £	<u>Actual</u> <u>2021</u> £	<u>Budget</u> <u>2022</u> £
Church Activities			
Giving to Missionary Societies			
Giving - Relief and Development Agencies		220	
Home Mission		134	
Secular Charities		146	
Giving to Charities	1,750		1,900
PCC 5% Tithe Charitable Giving	250	300	300
Diocesan Parish Share	45,900	45,902	48,792
Working expenses of Vicar	1,000		1,000
Vicar's Telephone	240	240	240
Locum Clergy Expenses	500	240	400
Upkeep of Services	2,000	1,777	2,000
Organ/Piano Tuning	280	278	300
Parish Training and Mission	100		100
Salary Parish Administrator			5,000
Independent Examiners Fee	550	570	550
Church running - Insurance	2,200	2,175	2,300
Church running - Electricity	1,750	1,465	2,470
Church running - Gas	4,700	2,325	6,600
Church running - Water	120	53	
Church Maintenance	1,000	1,537	1,000
Cleaning	3,000	3,177	3,500
Caretaking	1,440	1,440	1,440
Church Office - Telephone	1,200	1,158	1,200
Administration	2,000	2,016	2,000
Fees for Weddings and Funerals	14,200	10,542	14,200
Sundry Expenses	100		100
	84,280	75,695	95,392
Generation of voluntary income			
Coffee Morning Expenses	240	28	150
Bank Charges & Transaction Fees		54	130
	240	82	280
Total Resources Expended	84,520	75,777	95,672
General Fund Budgeted Summary			
Income (from Page 12)	86,090	72,599	88,285
Less Expenditure (From above)	84,520	75,777	95,672
	1,570	- 3,178	- 7,387
Add Balance Brought Forward(from page2)	3,312	3,312	134
Deficit Balance Carried Forward	4,882	134 -	7,253

The PCC has resolved to consider the budget again in May due to the deficit currently predicted.

Accounts

The Parochial Church Council of the Ecclesiastical Parish of
Brightlingsea

All Saints with St James

Registered Charity Number 1149403

Financial Statements and Report

Year Ended 31st December 2020

Vicar:

Rev'd Caroline Beckett BA (Hons)

Bankers:

Lloyds Bank, Colchester

Barclays Bank, Colchester

Independent Examiner:

Carol Green FCCA

Peyton Tyler Mears

Middleborough House

16 Middleborough

Colchester

Essex CO1 1QT

Financial Review and Governance Statement for the Year ended 31st December 2020

Financial Review

To begin with a brief note about the layout of the accounts. The first page shows the Income and Expenditure across the various funds. The second page shows the Balance Sheet. There then follow notes to the accounts which it is hoped aid your understanding. A simple General Fund Income and Expenditure account is included on pages 12 and 13.

This has been a most unusual year thanks to the restrictions imposed by the pandemic. However we thank God that our income maintained sufficiently to meet our expenditure and new ways of worshiping and serving God have started to appear. Total receipts on the unrestricted General Fund were £70,283 of which voluntary income was £56,363. Planned giving through envelopes, and the bank remained stable and the Parish Giving Scheme (this figure includes associated Gift Aid) continued to rise. The Parish Giving Scheme enables givers to set up a direct debit with the church, the scheme also collects gift aid each month and is a more robust way of giving to the parish. It is to be hoped that gradually our regular givers will transfer to this scheme. The church received far less rental income or Wedding and Funeral receipts due to the pandemic and the biggest loss was in fund raising for the church and for other charities.

Total payments on the Unrestricted General Fund were £71,298. The largest item of expenditure was the contribution to the Diocesan Parish Share at £47,199. This has risen 4.5% compared with 2019. This provides for the stipends, housing, support and training costs of the full time clergy. The diocesan cost per parish is approximately £60,000 as this also includes the cost of training ordinands and the Diocesan central costs. This parish therefore pays £47,199 but receives £60,000 plus benefits from the diocese. The balance of our contribution is paid by other more wealthy parishes across the diocese and a contribution is made from the National Church. The Parish Share is based on a formula that uses congregation headcount together with an adjustment to reflect the degree of deprivation in the parish. This helps to reflect the parish's ability to pay. Account is also taken of payments to the diocese for Weddings and Funerals. The remainder of the expenditure was to keep the church running.

Details of the parish's charitable giving is shown in Note 12 (page 10). The PCC's policy on transferring to the Churchyard Fund 50% of its share of burial, interment and memorial fees generated £3,354 and this has helped with the maintenance of All Saints Churchyard.

Brightlingsea Town Council paid a grant of £1,193 towards the costs of maintaining All Saints Churchyard. The PCC acknowledges this grant and gives thanks. The Churchyard Trust quarterly dividend from the Diocese is paid into the Churchyard Fund which finances the maintenance and running of the Churchyard. The PCC is grateful for the help of the Holy Mowers in this respect. Two new mowers and other equipment were purchased during the year.

The work to restore All Saints Church has started with a grant received from the All Churches Trust of £9,000 and £30,500 received as part 1 of a Development Grant from the Heritage Lottery Fund. This has enabled the Project Team to appoint a Project Manager and an Educational Advisor. This will enable the team to meet the targets set by the Heritage Lottery Fund and help plans move to action.

The PCC created a new designated fund to include the income and running costs of the Native magazine. A new development has been a subscription service. The PCC are grateful to the support from local businesses which generated £3,667 in advertising revenue.

The PCC gratefully received £2,000 from the Christmas Tree Festival and this is held in the Fabric Fund. The Fabric Fund has been used to pay the larger one off maintenance costs at St James.

There were no Legacies received in 2020. Further details of the operation of the PCC's Funds can be found at Note 5 (page 7) to the accounts.

The Parochial Church Council of the Ecclesiastical Parish of Brightlingsea
All Saints with St James

Reserves Policy

It is the PCC's policy to try and maintain a balance on the Unrestricted General Fund of at least three months unrestricted payments. This is equivalent to £17,760. It is held to smooth out fluctuations in cash flow and to meet emergencies. The PCC holds balances of £22,500 in Unrestricted and Designated funds. This is the minimum that should be held, as the Unrestricted General Fund should not be relying on the support of the Designated Fabric and Native Funds. The PCC will continue to need to look for new forms of income and savings.

Structure, Governance and Management

The method of appointment of PCC members is set out in the Church Representation Rules. The membership of the PCC consists of the vicar, the churchwardens and members elected by those members of the congregation who are on the electoral roll of the church. All members of the congregation are encouraged to register on the electoral roll and to stand for election to the PCC.

The PCC members are responsible for making decisions on all matters of general concern and importance to the parish including deciding on how the funds of the PCC are to be spent.

The PCC's agenda includes regular discussion of worship, mission and outreach, safeguarding, fabric and finance. The PCC met 12 times during the year with an average attendance of approximately 63%. Most meetings were held by Zoom and a number of members were unable to join the actual meeting. They were invited to make comments and vote before the minutes of each meeting were agreed.

Administrative Information

All Saints with St James Churches are part of the St Osyth Deanery in the Church of England Diocese of Chelmsford. The correspondence address is The Church Office, St James Church, Victoria Place, Brightlingsea, Colchester, Essex, CO7 0AB. Other contact details can be found on the website: www.allsaintswithstjamesb-sea.co.uk

The PCC is a body corporate (PCC Powers Measure 1956 and Church Representation Rules 2006) and a Registered Charity number 1149403.

PCC members who have served at any time from 1st January 2020 until the date this report was approved are:

Vicar: The Reverend Caroline Beckett

Churchwardens: Bob Goodenough (till 06.09.20)

Sheila Crow

Elected members:

Margaret Armstrong (till 06.09.20)

Chris Bloor

Mary Bugbee

Vivien Chapman

Hazel Dines

John Dines

David Dixon (till 06.09.20)

Abbie Fairbairn

Lyn Forster (from 06.09.20)

Jennifer Gallant (Deanery Synod to PCC 06.09.20)

Jane Girdlestone (Safeguarding ex officio till 26.07.20)

Judith Gibbons (Deanery Synod rep from 06.09.20)

Catherine Graham

Ed Gray (from 06.09.20)

Angela Herbert (ex officio elec 06.09.20 & Safeguarding)

Sue Lewis-Evans (till 06.09.20)

Peter Marchant (till 06.09.20)

Carole Maytum (till 06.09.20)

Janet Russell (Deanery Synod rep)

Linda Salmon (Deanery Synod to PCC 06.09.20)

David Wiggins (Treasurer ex officio)

**Independent Examiner's Report to the Trustees of the Ecclesiastical Parish of
Brightlingsea – All Saints with St James**

I report on the accounts for the Year Ended 31st December 2020, which are set out on pages 1 to 11.

Respective responsibilities of the Trustees and the Independent Examiner

The charity's trustees consider that an audit is not required for this year under section 144(2) of the Charities Act 2011 (the 2011 Act) and that an Independent examination is needed.

It is my responsibility to

- Examine the accounts under section 145 of the 2011 Act;
- Follow procedures laid down in the general directions given by the Charity Commissioners section 145(5)(b) of the 2011 Act; and
- State whether particular matters have come to my attention.

Basis of Independent Examiners Statement


My examination was carried out in accordance with the General Directions given by the Charity Commission.

An examination includes a review of the accounting records kept by the charity and a comparison of the accounts presented with those records. It also includes consideration of any unusual items or disclosures in the accounts, and seeking explanations from the management committee concerning any such matters. The procedures undertaken do not provide all the evidence that would be required in a full audit, and consequently I do not express an opinion on the accounts.

Independent examiner's statement

In connection with my examination, no matter has come to my attention:

- (1) which gives me reasonable cause to believe that in any material respect the requirements
 - to keep accounting records in accordance with S130 of the 2011 Act; or
 - to prepare accounts, which accord with these accounting records have not been met; or
- (2) to which, in my opinion, attention should be drawn in order to enable a proper understanding of the accounts to be reached.



Dated 5th March 2021

Carol Green FCCA
Peyton Tyler Mears
Middleborough House
16 Middleborough
Colchester
Essex
CO1 1QT

The Parochial Church Council of the Ecclesiastical Parish of Brightlingsea
All Saints with St James

**Statement of Financial Activities
for the Year Ended 31st December 2020**

	<u>Notes</u>	<u>Unrestric- ted Funds</u>	<u>Desig- nated Funds</u>	<u>Restric- ted Funds</u>	<u>Endow- ment Funds</u>	<u>Total Funds 2020</u>	<u>Total Funds 2019</u>
		£	£	£	£	£	£
Income and Endowments							
Voluntary Income	2 (a)	56,560	2,205	39,952		98,717	69,552
Activities for generating funds	2 (b)	723				723	5,060
Investment Income	2 ©			1,789	57	1,846	2,000
Church Activities	2 (d)	12,878	6,072	3,354		22,304	34,140
Other incoming resources		319		1,193		1,512	18,216
Total Income and Endowments		70,480	8,277	46,288	57	125,102	128,968
Expenditure							
Church activities	3 (a)	71,239	5,544	21,464		98,247	117,054
Costs of Generating Vol Income	3 (b)	59				59	405
Total Expenditure		71,298	5,544	21,464	-	98,306	117,459
Net Incoming/(outgoing) Resources	-	818	2,733	24,824	57	26,796	11,509
Other recognised gains/losses							
Transfers between funds -(Out) In						-	-
Gains/(losses) on investment assets	6			3,614	697	4,311	9,632
Net movement in funds	-	818	2,733	28,438	754	31,107	21,141
Total funds brought forward at 01/01/2020		4158	16,400	182,969	8,316	211,843	190,702
Less: Prior Year Adjustment	14	-28			-	28	
Total funds carried forward at 31/12/20		3,312	19,133	211,407	9,070	242,922	211,843

Note 13 shows a Fund Analysis for the 2019 Statement of Financial Activities on page 11

The Parochial Church Council of the Ecclesiastical Parish of Brightlingsea
All Saints with St James

Balance Sheet as at 31st December 2020

	Notes	2020		2019	
		£	£	£	£
Fixed Assets					
<u>Tangible Fixed Assets</u>					
Churchyard Mowers (at Net Book Value)	6	1,320	1,320	825	825
<u>Investments</u>					
Tithe Chancel Trust	7	6,290		5,714	
Francis Family Investment Trust		10,326		9,662	
Chancel Trust		3,033		2,837	
Churchyard Trust		42,815		40,061	
Pym and Bayard Brown Charities		1,884	64,348	1,763	60,037
Total Fixed Assets			<u>65,668</u>		<u>61,357</u>
Current Assets					
Debtors and prepayments	8		6,814		6,059
<u>Short Term Deposits</u>					
Chancel Trust Deposit		5,255		5,148	
Sunday School Fund Deposit		7,201		7,201	
Pym and Bayard Brown Charities Deposit		993	13,449	936	13,285
<u>Cash at Bank and in Hand</u>					
Barclays 10 day Notice Account		123,412		103,264	
Barclays Deposit Account		7,575		7,569	
Lloyds Current Account		37,582		29,569	
Cash in Hand		200	168,769	200	140,602
Total Current Assets			<u>189,032</u>		<u>159,946</u>
Less: Liabilities					
Creditors: amounts falling due within one year	9	11,778		8,965	
Total Liabilities			<u>11,778</u>		<u>8,965</u>
NET ASSETS			<u>242,922</u>		<u>212,338</u>
Represented by;					
Funds					
Unrestricted Funds	10		3,312		4,158
Designated Funds			19,133		16,400
Restricted Funds			211,407		182,969
Endowment Funds			9,070		8,316
Total Funds			<u>242,922</u>		<u>211,843</u>

Approved by the Parochial Church Council on 9th March 2021 and signed on its behalf by
Rev Caroline Beckett (Vicar) and Mrs Sheila Crow (Churchwarden)


Rev Caroline Beckett


Mrs Sheila Crow

The accompanying notes form part of these financial statements

Notes to the Financial Statements

For the Year Ended 31st December 2020

1. Accounting Policies

a) Basis of financial statements

The financial statements have been prepared under the Church Accounting Regulations 2006 in accordance with applicable accounting standards (FRS102) and the current Statement of Recommended Accounting Practice and Reporting by Charities (SORP 2015).

The financial statements have been prepared under the historical cost convention except for investment assets, which are shown at market value. The financial statements include all transactions, assets and liabilities for which the PCC is responsible in law. They do not include the accounts of church groups that owe their affiliation to another body, nor those which are informal gatherings of church members. The Friends of All Saints have agreed with the PCC that they are responsible for maintaining the fabric of All Saints Church.

b) Funds accounting

Endowment funds - are funds the capital of which must be retained either permanently or at the PCC's discretion; the income derived from the endowment is to be used either as restricted or unrestricted income funds, depending upon the purpose for which the endowment was established in the first place.

Restricted funds - comprise (a) income from endowments which is to be expended only on the restricted purposes intended by the donor and (b) revenue donations or grants for a specific PCC activity intended by the donor. Where these funds have unspent balances, interest on their pooled investments is applied based on the underlying bank account interest received.

Unrestricted funds - are income funds which are to be spent on the PCC's general purposes.

Designated funds - are general funds set aside by the PCC for use in the future. Project funds are designated for particular projects for administration purposes only. Funds designated as invested in fixed assets for the PCC's own use abated in line with assets' annual depreciation charges in the SOFA. Designated funds remain unrestricted and the PCC will move any surplus to other general funds.

c) Income and Endowments

Planned giving, collections and similar donations are recognised when received. Tax refunds are recognised when the incoming resource to which they relate is received. Grants and legacies are accounted for when the PCC is entitled to the use of the resources, an inflow of economic benefit is probable and the amounts due are reliably quantifiable.

Dividends are accounted for when declared receivable, interest as and when accrued by the payer. All incoming resources are accounted for gross.

Parish Giving Scheme income includes the associated Gift Aid.

d) Expenditure

Expenditure is accounted for on an accruals basis and is accounted for gross.

Grants - Grants and donations are accounted for when paid over,

or when awarded where the award creates a binding obligation on the PCC.

Church Activities - The diocesan parish contribution is accounted for when paid. Any parish contribution unpaid at 31st December is provided for in these accounts as an operational (though not a legal) liability and is shown as a creditor in the balance sheet.

Notes to the Financial Statements (Continued)

For the Year Ended 31st December 2020

e) Fixed Assets

Tangible Fixed Assets

Consecrated and beneficed property of any kind is excluded from the accounts by s96(2) of the Charities Act 1993.

Movable church furnishing held by the Vicar and Churchwardens on special trust for the PCC and, which require a faculty for disposal, are accounted as inalienable property unless consecrated. They are listed in the church's inventory which can be inspected. For inalienable property acquired prior to 1st January 2014 there is insufficient cost information available and therefore such assets are not valued in the accounts.

All expenditure on consecrated or beneficed buildings and individual items costing under £500 are written off in the year they were incurred.

By virtue of this policy the PCC has tangible fixed assets, a Ride on Mower and two other mowers for use in Churchyard Maintenance.

Depreciation has been calculated at 25% straight line which assumes a four year life for the mowers.

Investments

Investments are stated at market value at the balance sheet date.

f) Current Assets

Amounts owing to the PCC at 31st December in respect of fees, rents or other income are shown as debtors less provision for amounts that may prove uncollectable.

Short-term deposits include cash held on deposit with the CBF Church of England Funds

The Parochial Church Council of the Ecclesiastical Parish of Brightlingsea
All Saints with St James

Notes to the Financial Statements (Continued)

For the Year Ended 31st December 2020

2 Income and Endowments

	<u>Unrestric- ted Funds</u>	<u>Desig- nated Funds</u>	<u>Restric- ted Funds</u>	<u>Endow- ment Funds</u>	<u>Total Funds 2020</u>	<u>Total Funds 2019</u>
	£	£	£	£	£	£
a) Voluntary Income						
Gift Aid - Bank	13,139				13,139	12,467
Parish Giving Scheme	21,079				21,079	18,588
Gift Aid - Envelopes	5,064				5,064	6,752
One -off Gift Aid Gifts	2,528		175		2,703	2,248
Tax recoverable on Gift Aid	9,079		35		9,114	6,740
Other Planned Giving	1,200				1,200	1,200
Loose Plate Collections	2,917				2,917	7,278
Giving through Church Boxes	244				244	488
Collections for Charities	494				494	2,271
Regular Gift Days					-	1,325
Donations appeals etc	816	2,000	242		3,058	5,195
Legacies					-	
Non recurring one off grants		205	39,500		39,705	5,000
	<u>56,560</u>	<u>2,205</u>	<u>39,952</u>		<u>98,717</u>	<u>69,552</u>
b) Activities for generating funds						
Christmas Bazaar, Quiz Nights etc					-	2,304
Other funds generated	187				187	261
Ticket sales for events					-	
Bookstall Sales	100				100	420
Coffee Mornings/Concert refreshments	436				436	2,075
	<u>723</u>	<u>-</u>	<u>-</u>		<u>723</u>	<u>5,060</u>
c) Income from Investments						
Dividends on CBF Investment Fund and Other			1,529		1,529	1,498
Bank and CBF Deposit Fund Interest			260	57	317	502
			<u>-</u>	<u>1,789</u>	<u>57</u>	<u>1,846</u>
					<u>1,846</u>	<u>2,000</u>
d) Income from Church Activities						
Fees for Weddings and Funerals	12,435		3,354		15,789	26,319
Hiring of Churches	443				443	3,453
Parish Magazine Advertising Income		3,667			3,667	1,408
Parish Magazine Cash Donations		752			752	2,960
Parish Magazine Subscriptions		1,653			1,653	-
	<u>12,878</u>	<u>6,072</u>	<u>3,354</u>	<u>-</u>	<u>22,304</u>	<u>34,140</u>
e) Other incoming Resources						
Insurance Claims - Lychgate Repair			-		-	16,669
Contribution toward Churchyard Mtc			1,193		1,193	1,193
Contribution from FOAS Lighting & cleaning	319		-		319	354
	<u>319</u>	<u>-</u>	<u>1,193</u>	<u>-</u>	<u>1,512</u>	<u>18,216</u>
Total Incoming Resources	<u>70,480</u>	<u>8,277</u>	<u>46,288</u>	<u>57</u>	<u>125,102</u>	<u>128,968</u>

The Parochial Church Council of the Ecclesiastical Parish of Brightlingsea
All Saints with St James

Notes to the Financial Statements (Continued)

For the Year Ended 31st December 2020

3 Expenditure

	<u>Unrestric- ted Funds</u>	<u>Desig- nated Funds</u>	<u>Restric- ted Funds</u>	<u>Endow- ment Funds</u>	<u>Total Funds 2020</u>	<u>Total Funds 2019</u>
	£	£	£	£	£	£
a) Church Activities						
Giving to Missionary Societies	543				543	894
Giving - Relief and Development Agencies					-	160
Home Mission					-	394
Secular Charities	50				50	1,693
PCC Charitable Giving	300				300	250
Diocesan Parish Share	47,199				47,199	45,150
Working expenses of Vicar					-	860
Vicar's Telephone	240				240	260
Locum Clergy Expenses	120				120	739
Upkeep of Services	1,474		612		2,086	2,307
Organ/Piano Tuning	271				271	168
Parish Training and Mission			125		125	88
Sunday School running costs			69		69	348
Salary of Parish Administrator					-	500
Independent Examiners Fee	510				510	550
Church running - Insurance	2,129				2,129	2,104
Church running - Electricity	1,154				1,154	1,664
Church running - Gas	1,608				1,608	4,694
Church running - Water	142				142	198
Church Maintenance	616	1,411			2,027	2,354
Cleaning	2,898				2,898	3,109
Caretaking	1,460				1,460	1,440
Church Office - Telephone	1,094				1,094	1,176
Administration	2,119				2,119	3,204
Magazine Expenses		4,133			4,133	3,684
Upkeep of Churchyard			3,705		3,705	21,647
Churchyard Equipment			59		59	815
Fees for Weddings and Funerals	7,164				7,164	12,090
Legal Expenses Churchyard					-	2,467
Sundry Expenses	148				148	148
Major Church Maintenance					-	1,624
All Saints - Project Manager			12,918		12,918	-
All Saints - Professional Fees			1,800		1,800	-
All Saints - Other Costs			1,711		1,711	-
Depreciation Churchyard Mowers			465		465	275
	71,239	5,544	21,464	-	98,247	117,054
b) Generation of voluntary income						
Coffee Morning Expenses	59				59	275
Costs of Fundraising						130
	59	-	-	-	59	405
Total Expenditure	71,298	5,544	21,464	-	98,306	117,459

Notes to the Financial Statements (Continued)

For the Year Ended 31st December 2020

4 Staff Costs	2020	2019
	£	£
a) Wages and Salaries	9,053	9,579

During the year the PCC employed a cleaner, a caretaker, and a Building/ Groundsman who also performed the roles of Sexton and Verger. Payments were large enough to attract tax and national insurance which were accounted for to HMRC using the services of a payroll provider.

b) Payments to PCC members

No payments or expenses were paid to any member of the PCC in connection with their services as PCC members. Chris Bloor & Linda Salmon received fees in connection with their services at Funerals and Weddings.

5 Financial Activity within the Funds

All Saints Fabric and Resources Restricted Fund

The PCC established this fund to receive grants and other income in connection with the Angels Project to restore the tower at All Saints and provide a toilet and small kitchen.

The project received £9,000 from the All Churches Trust and £30,500 Development Grant Part 1 from the Heritage Lottery Trust.

St James Alteration Fund

There has been little financial activity in this fund this year.

Churchyard Fund

The Fund is used to maintain the churchyard at All Saints. It supports the work of the 'Holy Mowers' a team of volunteers who maintain the churchyard. The PCC transfers 50% of its share of fees received for burials, interments and memorials to the fund. This totalled £3,374 in 2020 (£5,975 2019).

Investment in equipment continues with two additional mowers purchased.

Churchyard Trust

The PCC identified this restricted trust, originally part of the Churchyard Fund, to separate the Churchyard investment from the running costs.

Income generated by this fund is transferred on receipt to the Churchyard Fund to support running costs.

St James Fabric Designated Fund

The Fabric Fund receives money that has been left to the Church 'In Memoriam' and other gifts for St James. £2,000 was received from the Christmas Tree Festival to reflect St James contribution for work to restore All Saints. £250 was received from Faith on Line for a portable sound system.

Native Designated Fund

The PCC set this fund up to separate the income and expenditure associated with the Native magazine.

6 Fixed Assets - Tangibles	2020	2019
	£	£
<u>Mowers</u>		
Brought Forward	1,100	-
Additions in year	960	1,100
Carried Forward	<u>2,060</u>	<u>1,100</u>
<u>Depreciation</u>		
Brought Forward	275	-
Charge for year 25%	465	275
Carried Forward	<u>740</u>	<u>275</u>
Net Book Value	<u>1,320</u>	<u>825</u>

Notes to the Financial Statements (Continued)

For the Year Ended 31st December 2020

7 Fixed Assets - Investments

The change in investments is due entirely to gains on revaluation as follows

	Market Value 01/01/20 £	Gain/loss on revaluation £	Market Value 31/12/20 £
Tithe Chancel Trust	5,714	576	6,290
Francis Family Trust	9,662	664	10,326
Chancel Trust	2,837	196	3,033
Churchyard Trust	40,061	2,754	42,815
Pym and Bayard Brown Charities	1,763	121	1,884
Total Investments	60,037	4,311	64,348

8 Debtors and Prepayments

	2020 £	2019 £
<i>Unrestricted Fund</i>		
Tax Recoverable on Gift Aid	3,908	2,500
Hiring of Churches	-	567
Fees due from Undertakers	1,445	1,620
	<u>5,353</u>	<u>4,687</u>
<i>Designated Fund - Native Fund</i>		
Magazine Expenses	258	-
<i>Designated Fund - Fabric Fund</i>		
All Saints feasibility study underwritten by Friends of All Saints	-	1,372
<i>Restricted Fund - Churchyard Fund</i>		
Annual Grant Brightlingsea Town Council	1,193	-
<i>Restricted Fund - All Saints Fund</i>		
Tax Recoverable on Gift Aid	10	-
	<u>6,814</u>	<u>6,059</u>

9 Creditors : Amounts falling due in one year

	2020 £	2019 £
<i>Unrestricted Fund</i>		
Utility Accruals	153	212
Wedding Fees paid in advance	1,200	500
Vicars Expenses	240	341
Secular Charities	-	70
Independent Examiners Fee	570	600
Other Accruals	24	96
	<u>2,187</u>	<u>1,819</u>
<i>All Saints Fund</i>		
Building fees	594	-
Project Manager	1,845	-
	<u>2,439</u>	<u>-</u>
<i>Restricted Fund - Churchyard Fund</i>		
Toilet hire	138	132
<i>Restricted Fund - Alteration Fund</i>		
Cost of Chairs Owed to parishioner	7,014	7,014
	<u>11,778</u>	<u>8,965</u>

The Parochial Church Council of the Ecclesiastical Parish of Brightlingsea
All Saints with St James

Notes to the Financial Statements (Continued)

For the Year Ended 31st December 2020

10 Analysis of Net Assets by Fund

	<u>Unrestricted Funds</u>	<u>Designated Funds</u>	<u>Restricted Funds</u>	<u>Endowment Funds</u>	<u>Total Funds 2020</u>	<u>Total Funds 2019</u>
	£	£	£	£	£	£
Tangible Fixed Assets			1,320		1,320	825
Investment Fixed Assets			56,174	8,174	64,348	60,037
Current Assets	5,499	19,133	163,506	894	189,032	159,946
Less Current Liabilities	- 2,187		- 9,591		- 11,778	- 8,965
Net Assets	3,312	19,133	211,409	9,068	242,922	211,843

11 Statement of Funds

	Bal b/fwd 01/01/20	Income	Expenditure	Transfers other gains and losses	Gains and Losses	Bal c/fwd 31/12/20
	£	£	£	£	£	£
<i>Unrestricted Fund</i>						
General Fund	4,130	70,480	- 71,298	-	-	3,312
<i>Designated Funds</i>						
St James Fabric Designated Fund	16,400	2,205	- 1,411	-	-	17,194
Native Magazine Fund		6,072	- 4,133			1,939
	16,400	8,277	- 5,544	-	-	19,133
<i>Restricted Funds</i>						
All Saints Fabric and Resources Fund	3,992	39,733	- 16,430	-	-	27,295
Brightlingsea Chancel Trust	7,674	107	-	-	196	7,977
Churchyard Fund	16,218	4,547	- 4,228	1,199	-	17,736
Churchyard Trust	40,060	1,199	-	1,199	2,754	42,814
Francis Trust	11,146	289	- 737	-	664	11,362
Sunday School Fund	6,529	40	- 69	-	-	6,500
St James Alteration Restricted Fund	97,350	373	-	-	-	97,723
	182,969	46,288	- 21,464	-	3,614	211,407
<i>Endowment Funds</i>						
Pym & Bayard Brown Charity	2,602	57	-	-	121	2,780
Tithe Chancel Trust	5,714	-	-	-	576	6,290
	8,316	57	-	-	697	9,070
Total Funds	211,815	125,102	- 98,306	-	4,311	242,922

Notes to the Financial Statements (Continued)

For the Year Ended 31st December 2020

12 Charitable Giving

These gifts to charity have arisen through Collections at Services, proceeds from Jennifer's Bookstall, The Breakfast Club and personal anonymous gifts.

The PCC has made donations as shown below.

	2020	2019
	£	£
<u>Giving to Missionary Societies</u>		
Beacon of Hope	543	744
Embrace		150
	<u>543</u>	<u>894</u>
<u>Giving - Relief and Development Agencies</u>		
Colchester Foodbank		100
Lent Appeal - Porridge and Pens		60
	-	<u>160</u>
<u>Home Mission</u>		
Brightlingsea Church Lads and Girls Brigade		200
Childrens Society		94
All Saints Angels Project		100
	-	<u>394</u>
<u>Secular Charities</u>		
Autumn Centre		100
Brightlingsea 4 Youth	50	-
Brightlingsea in Bloom		309
Brightlingsea First Responders		100
Brightlingsea Lido		150
Brightlingsea Museum		100
Brightlingsea Royal British Legion Remembrance Sunday		212
Brightlingsea Winterfest		100
Colchester Night Shelter		320
Friends of All Saints - 50% Choosing Day Collection		70
Holy Mowers		100
Shipwrecked Mariners Society		132
	<u>50</u>	<u>1,693</u>
<u>PCC Charitable Giving</u>		
Deanery Christians Against Poverty Officer	250	250
Essex Clergy Charity Corporation	50	-
	<u>300</u>	<u>250</u>
Total Charitable Giving	<u>893</u>	<u>3,391</u>
Percentage of Voluntary Giving and Bookstall Sales	1.6%	4.8%

Notes to the Financial Statements (Continued)

For the Year Ended 31st December 2020

13 Comparative Fund Analysis for 2019 Statement of Financial Activities

	<u>Unrestric- ted Funds</u>	<u>Desig- nated Funds</u>	<u>Restric-ted Funds</u>	<u>Endow- ment Funds</u>	<u>Total Funds 2019</u>	<u>Total Funds 2018</u>
	£	£	£	£	£	£
Income and Endowments						
Voluntary Income	59,593	2,127	7,832		69,552	62,571
Activities for generating funds	4,930		130		5,060	11,336
Investment Income			1,942	58	2,000	1,854
Church Activities	28,165		5,975		34,140	30,206
Other incoming resources	354		17,862		18,216	1,547
Total Income and Endowments	93,042	2,127	33,741	58	128,968	107,514
Expenditure						
Church activities	88,587	1,291	27,176		117,054	94,409
Costs of Generating Vol Income	405				405	6,828
Total Expenditure	88,992	1,291	27,176	-	117,459	101,237
Net Incoming/(outgoing) Resources	4,050	836	6,565	58	11,509	6,277
Other recognised gains/losses						
Transfers between funds -(Out) In	505		505		-	-
Gains/(losses) on investment assets			8,309	1,323	9,632	622
Net movement in funds	4,555	836	14,369	1,381	21,141	5,655
Total funds brought forward at 01/01/2019	-	397	15,564	168,600	6,935	190,702
Total funds carried forward at 31/12/2019	4,158	16,400	182,969	8,316	211,843	190,702

14 Prior Year Adjustment

This relates to a posting error after the accounts were agreed but before the ledger had been closed to old postings.

The Parochial Church Council of the Ecclesiastical Parish of Brightlingsea
All Saints with St James

Income Budget 2020-2021 THIS DOES NOT FORM PART OF THE ACCOUNTS

	<u>Budget</u> <u>2020</u>	<u>Actual</u> <u>2020</u>	<u>Budget</u> <u>2021</u>
	£	£	£
a) Voluntary Income			
Gift Aid - Bank	14,000	13,139	12,750
Gift Aid - Envelopes	7,000	5,064	7,000
Parish Giving Scheme	20,000	21,079	21,000
One -off Gift Aid Gifts	1,600	2,528	2,000
Gift Day Income			
Tax recoverable on Gift Aid	5,000	9,079	6,000
Other Planned Giving	1,200	1,200	1,200
Loose Plate Collections	7,500	2,917	7,000
Text and Card Giving			500
Giving through Church Boxes	400	244	400
Collections for Charities	1,500	494	1,500
Donations appeals etc	400	816	500
	<u>58,600</u>	<u>56,560</u>	<u>59,850</u>
b) Activities for generating funds			
Christmas Bazaar, Quiz Nights etc	2,000		1,500
Other funds generated	400	187	150
Bookstall Sales	250	100	250
Coffee Mornings	2,000	436	1,500
	<u>4,650</u>	<u>723</u>	<u>3,400</u>
c) Income from Investments			
Dividends on CBF Investment Fund			
Bank and CBF Deposit Fund Interest			
	<u>-</u>	<u>-</u>	<u>-</u>
d) Income from Church Activities			
Fees for Weddings and Funerals	20,500	12,435	20,500
Hiring of Churches	4,000	443	2,000
Parish Magazine Advertising Income	3,000		
Parish Magazine Cash Donations	1,000		
	<u>28,500</u>	<u>12,878</u>	<u>22,500</u>
e) Other Incoming Resources			
Contribution from FOAS for Lighting	340	319	340
	<u>340</u>	<u>319</u>	<u>340</u>
Total Incoming Resources	<u>92,090</u>	<u>70,480</u>	<u>86,090</u>

The Parochial Church Council of the Ecclesiastical Parish of Brightlingsea
All Saints with St James

Expenditure Budget 2020-2021

THIS DOES NOT FORM PART OF THE ACCOUNTS

General Fund Summary Budget

	<u>Budget</u> 2020	<u>Actual</u> 2020	<u>Budget</u> 2021
	£	£	£
Church Activities			
Giving to Missionary Societies		543	
Giving - Relief and Development Agencies			
Home Mission			
Secular Charities		50	
Giving to Charities	1,750		1,750
PCC 5% Tithe Charitable Giving	250	300	250
Diocesan Parish Share	47,200	47,199	45,900
Working expenses of Vicar	1,000		1,000
Vicar's Telephone	240	240	240
Locum Clergy Expenses	500	120	500
Upkeep of Services	2,000	1,474	2,000
Organ/Piano Tuning	270	271	280
Parish Training and Mission	250		100
Independent Examiners Fee	600	510	550
Church running - Insurance	2,100	2,129	2,200
Church running - Electricity	1,800	1,154	1,750
Church running - Gas	4,900	1,608	4,700
Church running - Water	120	142	120
Church Maintenance	1,000	616	1,000
Cleaning	3,000	2,898	3,000
Caretaking	1,440	1,460	1,440
Church Office - Telephone	1,200	1,094	1,200
Administration	2,500	2,119	2,000
Magazine Expenses	4,000		
Fees for Weddings and Funerals	14,200	7,164	14,200
Sundry Expenses	100	148	100
	<u>90,420</u>	<u>71,239</u>	<u>84,280</u>
Generation of voluntary income			
Coffee Morning Expenses	240	59	240
Costs of Fundraising			
	<u>240</u>	<u>59</u>	<u>240</u>
Total Resources Expended	<u>90,660</u>	<u>71,298</u>	<u>84,520</u>
General Fund Budgeted Summary			
Income (from Page 12)	92,090	70,480	86,090
Less Expenditure (From above)	<u>90,660</u>	<u>71,298</u>	<u>84,520</u>
	1,430 -	818	1,570
Add Balance Brought Forward(from page2)	<u>4,130</u>	<u>4,130</u>	<u>3,312</u>
Deficit Balance Carried Forward	<u>5,560</u>	<u>3,312</u>	<u>4,882</u>

